

CONTRACT AUDIT

**OKLAHOMA HORSE RACING COMMISSION
AUDIT REPORT OF GAMING OPERATIONS
WILL ROGERS DOWNS AND REMINGTON PARK**

June 2014



Oklahoma State
Auditor & Inspector
Gary A. Jones, CPA, CFE

**OKLAHOMA HORSE RACING COMMISSION
AUDIT REPORT OF GAMING OPERATIONS
WILL ROGERS DOWNS AND REMINGTON PARK
JUNE 2014**

This publication, issued by the Oklahoma State Auditor and Inspector's Office as authorized by 74 O.S. § 212, has not been printed, but is available on the agency's website (www.sai.ok.gov) and in the Oklahoma Department of Libraries Publications Clearinghouse Digital Collection, pursuant to 74 O.S. § 3105.B.



Oklahoma State Auditor & Inspector

2300 N. Lincoln Blvd. • State Capitol, Room 100 • Oklahoma City, OK 73105 • Phone: 405.521.3495 • Fax: 405.521.3426

July 16, 2014

**TO THE MEMBERS OF THE OKLAHOMA
HORSE RACING COMMISSION**

Transmitted herewith is the Audit Report of Gaming Operations for Will Rogers Downs and Remington Park for the month of June 2014. The report is the result of our monitoring and data accumulation in accordance with the State Auditor and Inspector's contract with the Oklahoma Horse Racing Commission (OHRC) and Title 3A of the Oklahoma Statutes for Gaming.

The goal of the State Auditor and Inspector is to promote accountability and fiscal integrity in state and local government. Maintaining our independence as we provide this service to the taxpayers of Oklahoma is of utmost importance.

We wish to take this opportunity to express our appreciation for the assistance and cooperation extended to our Office during our engagement.

Sincerely,

A handwritten signature in blue ink, appearing to read "Gary A. Jones", written in a cursive style.

GARY A. JONES, CPA, CFE
OKLAHOMA STATE AUDITOR & INSPECTOR

**OKLAHOMA HORSE RACING COMMISSION
Audit Report of Gaming Operations
Will Rogers Downs and Remington Park
For the Month of June 2014**

TABLE OF CONTENTS

	<u>PAGE</u>
STATE AUDITOR AND INSPECTOR LETTER	4
TOTAL GAMING REVENUE	5
COMPARISON OF PRIOR MONTH AND PRIOR YEAR MONTH.....	6
YEAR TO DATE GAMING TOTALS.....	7
WILL ROGERS DOWNS REVENUE.....	8
REMINGTON PARK REVENUE.....	9
PRIOR TWELVE MONTH GRAPH.....	10



Oklahoma State Auditor & Inspector

2300 N. Lincoln Blvd. • State Capitol, Room 100 • Oklahoma City, OK 73105 • Phone: 405.521.3495 • Fax: 405.521.3426

**TO THE MEMBERS OF THE OKLAHOMA
HORSE RACING COMMISSION**

We performed an audit in accordance with the OHRC Gaming Contract and Title 3A of the Oklahoma Statutes for Gaming. The information presented in this report is derived from gaming data obtained from the gaming vendors and licensees located at Will Rogers Downs and Remington Park for the month of June 2014.

Because our procedures do not constitute an audit conducted in accordance with generally accepted auditing standards, we do not express such an opinion on the information. This report relates only to this information and does not extend to any financial statements of the racetracks or racinos.

In planning and performing these procedures, we considered the internal control structure of the gaming departments; however, our procedures were substantially less in scope than the procedures we would have applied if we had been engaged to express an opinion on the internal controls. Accordingly, we do not express an opinion on their internal control structure.

Sincerely,

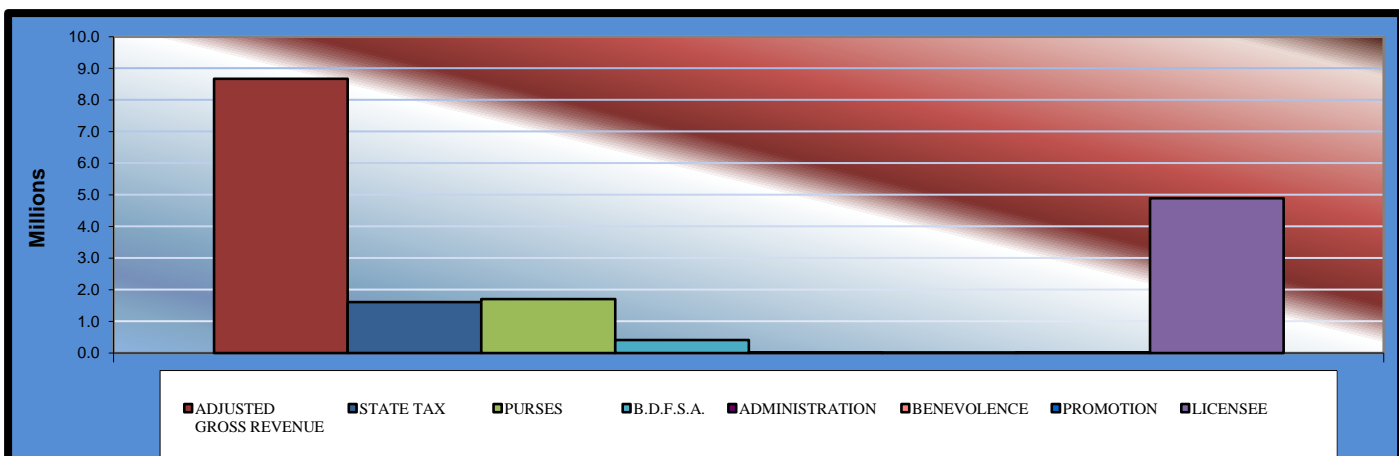
A handwritten signature in blue ink that reads "Gary A. Jones". The signature is fluid and cursive, with the first name "Gary" being the most prominent.

GARY A. JONES, CPA, CFE
OKLAHOMA STATE AUDITOR & INSPECTOR

July 16, 2014

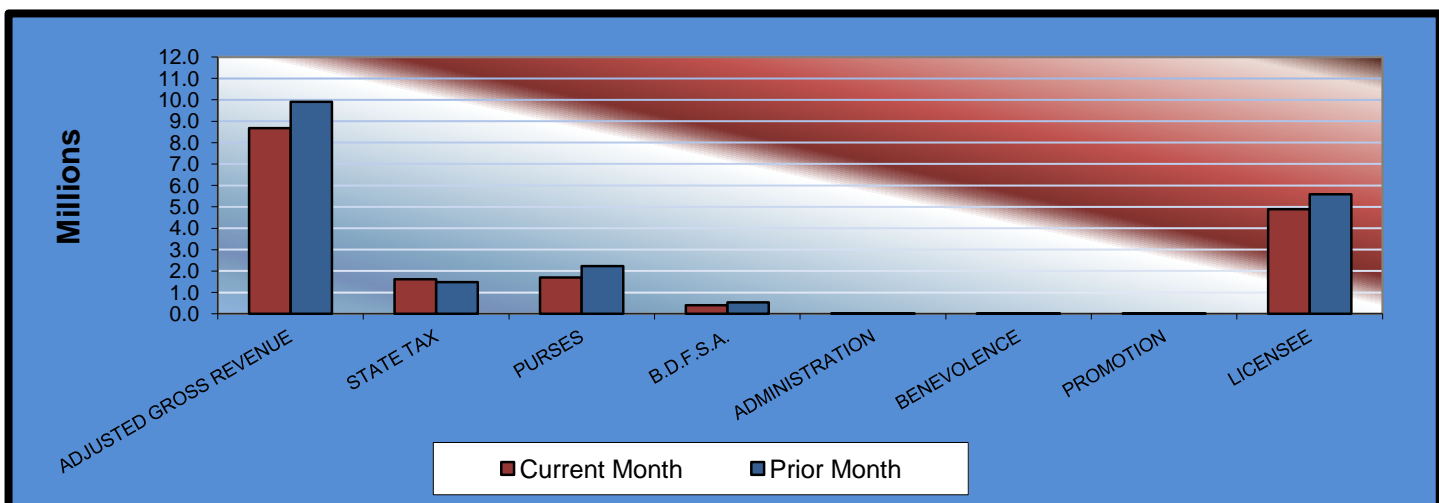
Gaming at Oklahoma Horse Racing Tracks Will Rogers Downs and Remington Park Total Gaming Revenue June 2014

	<u>TOTAL</u>	<u>WILL ROGERS DOWNS</u>	<u>REMINGTON PARK</u>
Gaming Days This Month	60	30	30
Adjusted Gross Revenue	<u>\$8,671,021.45</u>	<u>\$1,212,789.41</u>	<u>\$7,458,232.04</u>
State Tax			
Higher Education Trust Fund	193,551.04	14,553.47	178,997.57
Education Reform	1,419,374.31	106,725.47	1,312,648.84
Purse Fund			
<u>Purses</u>			
Thoroughbred	854,407.08	131,890.85	722,516.23
Quarterhorse	754,231.93	120,748.35	633,483.58
Paint & Appaloosa	95,923.17	13,416.48	82,506.69
Breeding Development Fund			
<u>Special Account</u>			
Thoroughbred	202,373.66	15,917.86	186,455.80
Quarterhorse	196,870.73	12,279.49	184,591.24
Paint & Appaloosa	9,754.90	1,364.39	8,390.51
<u>Administration</u>			
Thoroughbred	10,838.78	1,515.99	9,322.79
Quarterhorse	9,754.90	1,364.39	8,390.51
Paint & Appaloosa	1,083.88	151.60	932.28
<u>Benevolence</u>			
Thoroughbred	5,419.39	757.99	4,661.40
Quarterhorse	4,877.44	682.18	4,195.26
Paint & Appaloosa	541.94	75.80	466.14
<u>Promotions</u>			
Thoroughbred	10,838.78	1,515.99	9,322.79
Quarterhorse	9,754.90	1,364.39	8,390.51
Paint & Appaloosa	1,083.88	151.60	932.28
Licensee	\$4,890,340.74	\$788,313.12	\$4,102,027.62



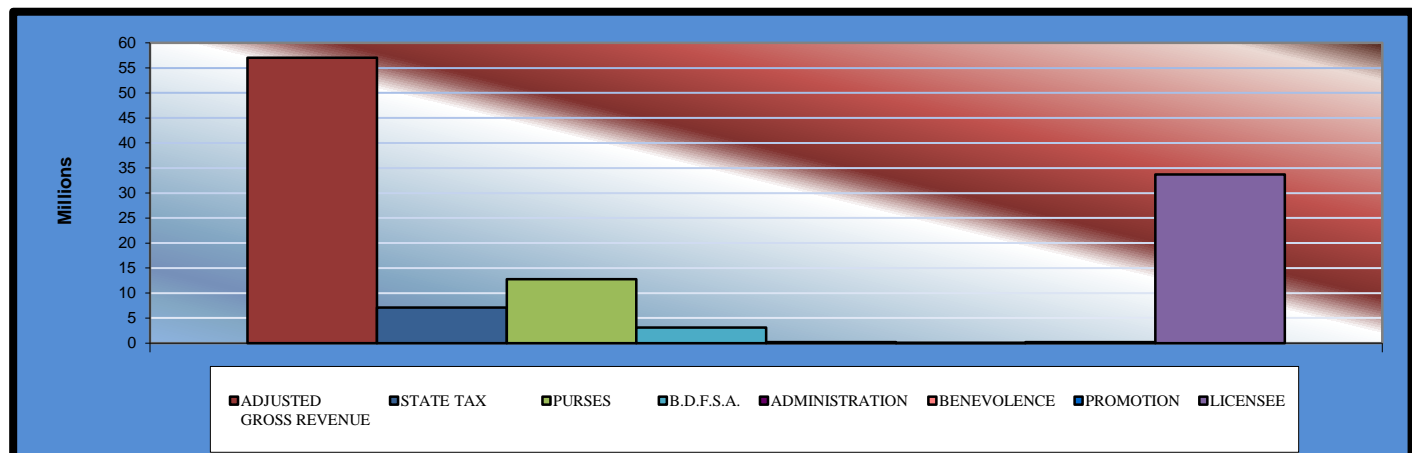
**Gaming at Oklahoma Horse Racing Tracks
Will Rogers Downs and Remington Park
Comparison of Prior Month and Prior Year Month
June 2014**

	<u>TOTAL</u>	<u>PRIOR MONTH</u>	<u>% CHANGE</u>	<u>PRIOR YEAR</u>	<u>% CHANGE</u>
Gaming Days	60	62	-3.23%	60	0.00%
Adjusted Gross Revenue	\$8,671,021.45	\$9,910,262.74	-12.50%	\$9,084,147.00	-4.55%
State Tax					
Higher Education Trust Fund	193,551.04	177,619.14	8.97%	201,004.85	-3.71%
Education Reform	1,419,374.31	1,302,540.39	8.97%	1,474,035.51	-3.71%
Purse Fund					
<u>Purses</u>					
Thoroughbred	854,407.08	1,115,660.69	-23.42%	916,029.84	-6.73%
Quarterhorse	754,231.93	984,277.82	-23.37%	792,321.38	-4.81%
Paint & Appaloosa	95,923.17	125,439.47	-23.53%	100,493.36	-4.55%
<u>Breeding Development Fund</u>					
<u>Special Account</u>					
Thoroughbred	202,373.66	266,299.72	-24.01%	191,100.58	5.90%
Quarterhorse	196,870.73	259,486.56	-24.13%	204,095.99	-3.54%
Paint & Appaloosa	9,754.90	12,756.56	-23.53%	10,219.67	-4.55%
<u>Administration</u>					
Thoroughbred	10,838.78	14,173.95	-23.53%	11,355.18	-4.55%
Quarterhorse	9,754.90	12,756.56	-23.53%	10,219.67	-4.55%
Paint & Appaloosa	1,083.88	1,417.40	-23.53%	1,135.52	-4.55%
<u>Benevolence</u>					
Thoroughbred	5,419.39	7,086.98	-23.53%	5,677.59	-4.55%
Quarterhorse	4,877.44	6,378.26	-23.53%	5,109.83	-4.55%
Paint & Appaloosa	541.94	708.70	-23.53%	567.76	-4.55%
<u>Promotions</u>					
Thoroughbred	10,838.78	14,173.95	-23.53%	11,355.18	-4.55%
Quarterhorse	9,754.90	12,756.56	-23.53%	10,219.67	-4.55%
Paint & Appaloosa	1,083.88	1,417.40	-23.53%	1,135.52	-4.55%
Licensee	\$4,890,340.74	\$5,595,312.63	-12.60%	\$5,138,069.90	-4.82%



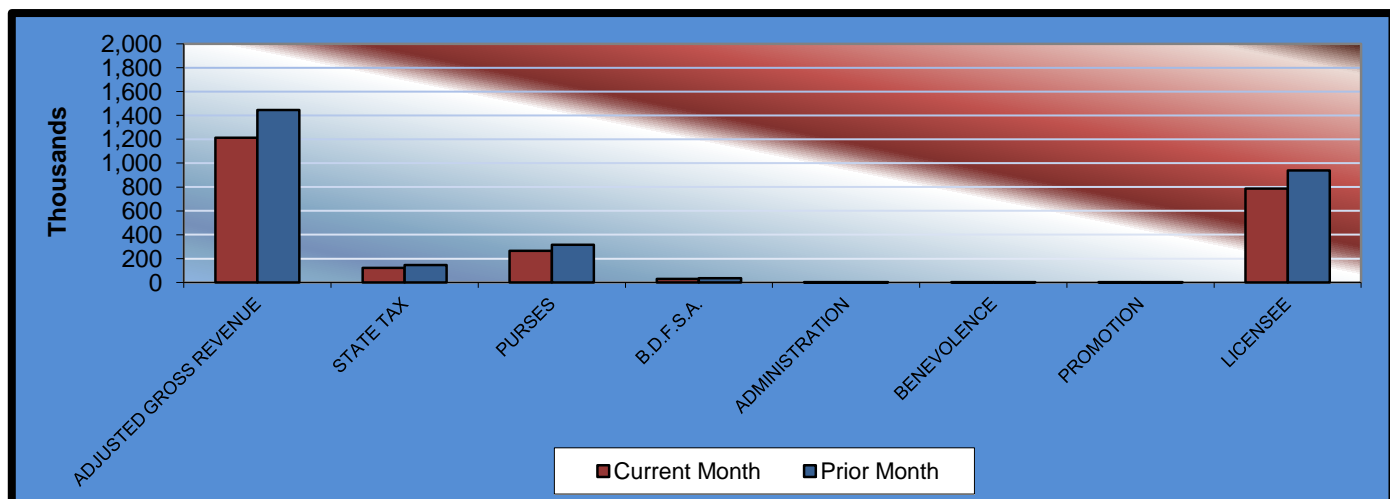
Gaming at Oklahoma Horse Racing Tracks Will Rogers Downs and Remington Park Year to Date Gaming Totals June 2014

	<u>TOTAL</u>	<u>WILL ROGERS DOWNS</u>	<u>REMINGTON PARK</u>
Gaming Days This Year	362	181	181
Adjusted Gross Revenue	<u>\$57,045,015.29</u>	<u>\$8,267,699.75</u>	<u>\$48,777,315.54</u>
State Tax			
Higher Education Trust Fund	849,867.97	99,212.40	750,655.57
Education Reform	6,232,365.12	727,557.58	5,504,807.54
Purse Fund			
<u>Purses</u>			
Thoroughbred	6,399,414.79	899,112.35	5,500,302.44
Quarterhorse	5,645,676.09	823,152.85	4,822,523.24
Paint & Appaloosa	719,560.47	91,461.43	628,099.04
Breeding Development Fund			
<u>Special Account</u>			
Thoroughbred	1,527,946.45	108,513.56	1,419,432.89
Quarterhorse	1,488,949.01	83,710.46	1,405,238.55
Paint & Appaloosa	73,175.64	9,301.16	63,874.48
<u>Administration</u>			
Thoroughbred	81,306.27	10,334.63	70,971.64
Quarterhorse	73,175.64	9,301.16	63,874.48
Paint & Appaloosa	8,130.62	1,033.46	7,097.16
<u>Benevolence</u>			
Thoroughbred	40,653.18	5,167.35	35,485.83
Quarterhorse	36,587.80	4,650.54	31,937.26
Paint & Appaloosa	4,065.31	516.73	3,548.58
<u>Promotions</u>			
Thoroughbred	81,306.27	10,334.63	70,971.64
Quarterhorse	73,175.64	9,301.16	63,874.48
Paint & Appaloosa	8,130.62	1,033.46	7,097.16
Licensee	\$33,701,528.40	\$5,374,004.84	\$28,327,523.56



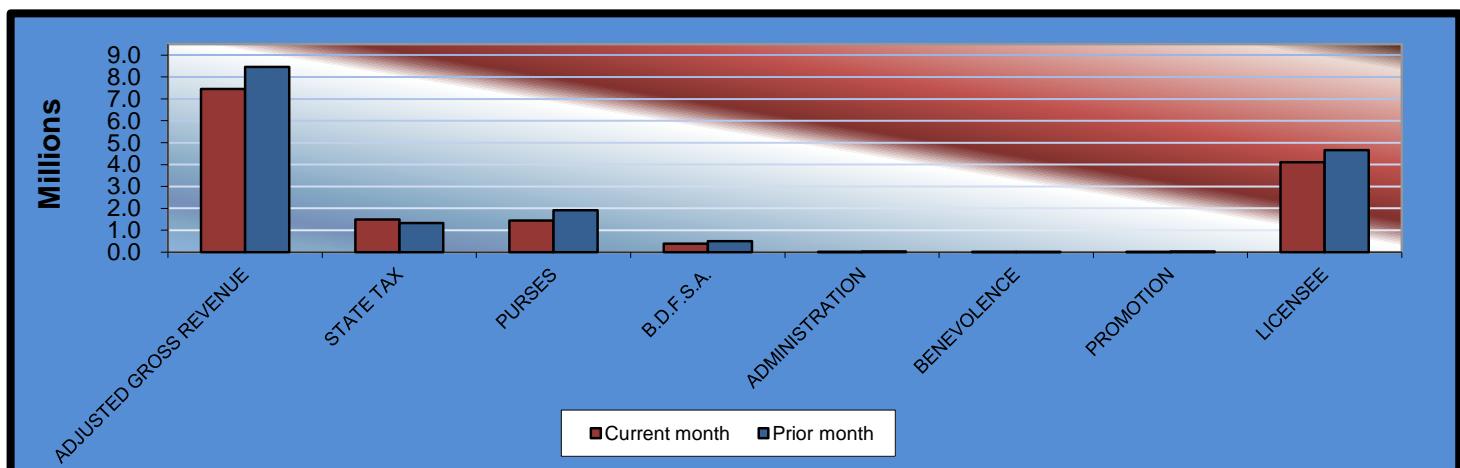
**Gaming at Oklahoma Horse Racing Tracks
Will Rogers Downs and Remington Park
Will Rogers Downs Revenue
June 2014**

<u>Will Rogers Downs</u>	<u>CURRENT MONTH</u>	<u>PRIOR MONTH</u>	<u>% CHANGE</u>	<u>June 2013</u>	<u>% CHANGE</u>
Gaming Days	30	31	-3.23%	30	0.00%
Adjusted Gross Revenue	\$1,212,789.41	\$1,446,681.11	-16.17%	\$1,417,890.47	-14.47%
State Tax					
Higher Education Trust Fund	14,553.47	17,360.17	-16.17%	17,014.69	-14.47%
Education Reform	106,725.47	127,307.94	-16.17%	124,774.36	-14.47%
Purse Fund					
<u>Purses</u>					
Thoroughbred	131,890.85	157,326.57	-16.17%	154,195.59	-14.47%
Quarterhorse	120,748.35	144,035.19	-16.17%	141,168.72	-14.47%
Paint & Appaloosa	13,416.48	16,003.90	-16.17%	15,685.40	-14.47%
Breeding Development Fund					
<u>Special Account</u>					
Thoroughbred	15,917.86	18,987.69	-16.17%	18,609.81	-14.47%
Quarterhorse	12,279.49	14,647.65	-16.17%	14,356.14	-14.47%
Paint & Appaloosa	1,364.39	1,627.52	-16.17%	1,595.13	-14.47%
<u>Administration</u>					
Thoroughbred	1,515.99	1,808.35	-16.17%	1,772.36	-14.46%
Quarterhorse	1,364.39	1,627.52	-16.17%	1,595.13	-14.47%
Paint & Appaloosa	151.60	180.84	-16.17%	177.24	-14.47%
<u>Benevolence</u>					
Thoroughbred	757.99	904.18	-16.17%	886.18	-14.47%
Quarterhorse	682.18	813.74	-16.17%	797.56	-14.47%
Paint & Appaloosa	75.80	90.42	-16.17%	88.62	-14.47%
<u>Promotions</u>					
Thoroughbred	1,515.99	1,808.35	-16.17%	1,772.36	-14.46%
Quarterhorse	1,364.39	1,627.52	-16.17%	1,595.13	-14.47%
Paint & Appaloosa	151.60	180.84	-16.17%	177.24	-14.47%
Licensee	\$788,313.12	\$940,342.72	-16.17%	\$921,628.81	-14.47%

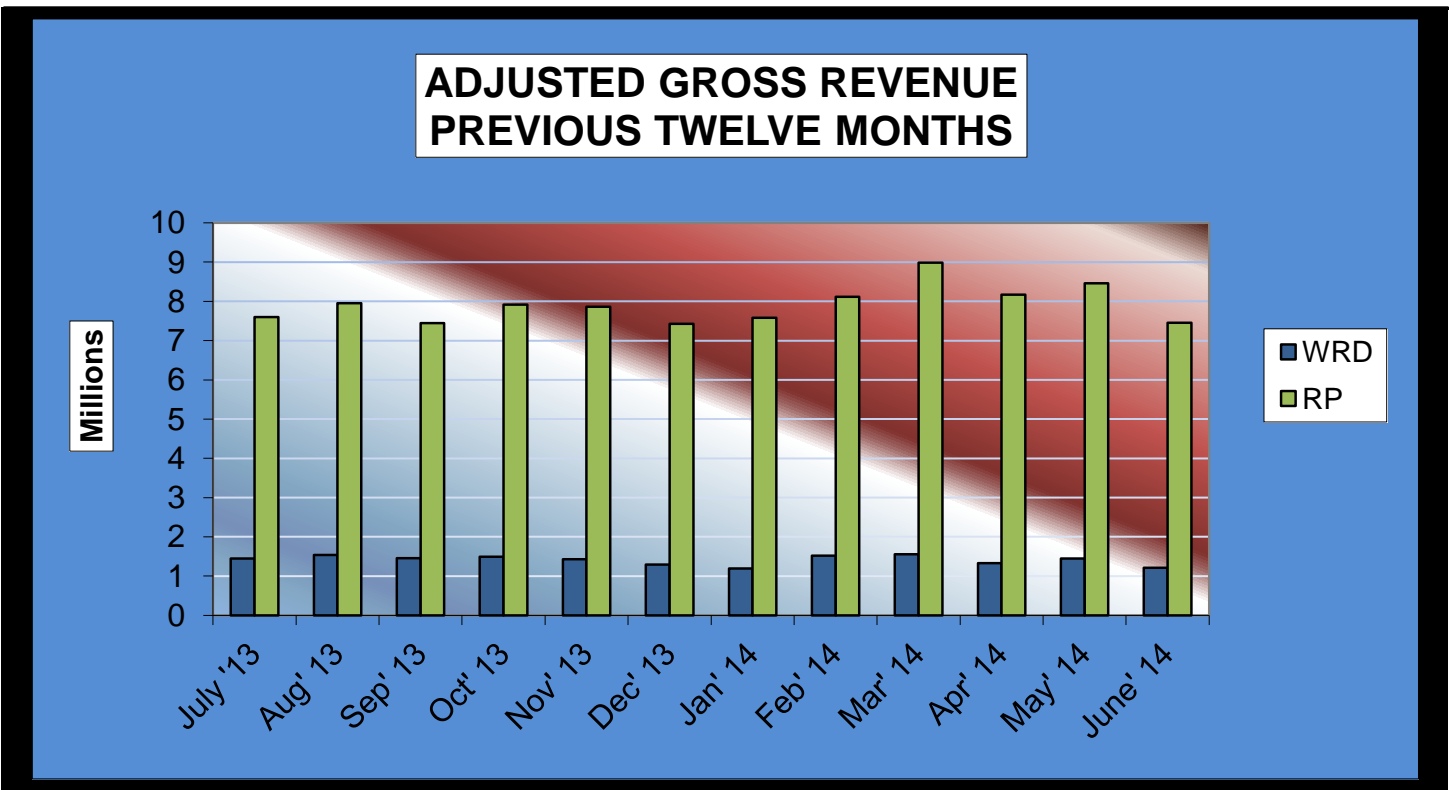


**Gaming at Oklahoma Horse Racing Tracks
Will Rogers Downs and Remington Park
Remington Park Revenue
June 2014**

<u>Remington Park</u>	<u>CURRENT MONTH</u>	<u>PRIOR MONTH</u>	<u>% CHANGE</u>	<u>June 2013</u>	<u>% CHANGE</u>
Gaming Days	30	31	-3.23%	30	0.00%
Adjusted Gross Revenue	7,458,232.04	\$8,463,581.63	-11.88%	\$7,666,256.53	-2.71%
State Tax					
Higher Education Trust Fund	178,997.57	160,258.97	11.69%	183,990.16	-2.71%
Education Reform	1,312,648.84	1,175,232.45	11.69%	1,349,261.15	-2.71%
Purse Fund					
<u>Purses</u>					
Thoroughbred	722,516.23	958,334.12	-24.61%	761,834.25	-5.16%
Quarterhorse	633,483.58	840,242.63	-24.61%	651,152.66	-2.71%
Paint & Appaloosa	82,506.69	109,435.57	-24.61%	84,807.96	-2.71%
Breeding Development Fund					
<u>Special Account</u>					
Thoroughbred	186,455.80	247,312.03	-24.61%	172,490.77	8.10%
Quarterhorse	184,591.24	244,838.91	-24.61%	189,739.85	-2.71%
Paint & Appaloosa	8,390.51	11,129.04	-24.61%	8,624.54	-2.71%
<u>Administration</u>					
Thoroughbred	9,322.79	12,365.60	-24.61%	9,582.82	-2.71%
Quarterhorse	8,390.51	11,129.04	-24.61%	8,624.54	-2.71%
Paint & Appaloosa	932.28	1,236.56	-24.61%	958.28	-2.71%
<u>Benevolence</u>					
Thoroughbred	4,661.40	6,182.80	-24.61%	4,791.41	-2.71%
Quarterhorse	4,195.26	5,564.52	-24.61%	4,312.27	-2.71%
Paint & Appaloosa	466.14	618.28	-24.61%	479.14	-2.71%
<u>Promotions</u>					
Thoroughbred	9,322.79	12,365.60	-24.61%	9,582.82	-2.71%
Quarterhorse	8,390.51	11,129.04	-24.61%	8,624.54	-2.71%
Paint & Appaloosa	932.28	1,236.56	-24.61%	958.28	-2.71%
Licensee	\$4,102,027.62	\$4,654,969.91	-11.88%	\$4,216,441.09	-2.71%



**Gaming at Oklahoma Horse Racing Tracks
Will Rogers Downs and Remington Park
Prior Twelve Month Graph
June 2014**





OFFICE OF THE STATE AUDITOR & INSPECTOR
2300 N. LINCOLN BOULEVARD, ROOM 100
OKLAHOMA CITY, OK 73105-4896

WWW.SAI.OK.GOV