

CONTRACT AUDIT

**OKLAHOMA HORSE RACING COMMISSION  
AUDIT REPORT OF GAMING OPERATIONS  
WILL ROGERS DOWNS AND REMINGTON PARK**

March 2015



Oklahoma State  
Auditor & Inspector  
Gary A. Jones, CPA, CFE

**OKLAHOMA HORSE RACING COMMISSION  
AUDIT REPORT OF GAMING OPERATIONS  
WILL ROGERS DOWNS AND REMINGTON PARK  
MARCH 2015**

---

*This publication, issued by the Oklahoma State Auditor and Inspector's Office as authorized by 74 O.S. § 212, has not been printed, but is available on the agency's website ([www.sai.ok.gov](http://www.sai.ok.gov)) and in the Oklahoma Department of Libraries Publications Clearinghouse Digital Collection, pursuant to 74 O.S. § 3105.B.*



# Oklahoma State Auditor & Inspector

2300 N. Lincoln Blvd. • State Capitol, Room 100 • Oklahoma City, OK 73105 • Phone: 405.521.3495 • Fax: 405.521.3426

April 14, 2015

**TO THE MEMBERS OF THE OKLAHOMA  
HORSE RACING COMMISSION**

Transmitted herewith is the Audit Report of Gaming Operations for Will Rogers Downs and Remington Park for the month of March 2015. The report is the result of our monitoring and data accumulation in accordance with the State Auditor and Inspector's contract with the Oklahoma Horse Racing Commission (OHRC) and Title 3A of the Oklahoma Statutes for Gaming.

The goal of the State Auditor and Inspector is to promote accountability and fiscal integrity in state and local government. Maintaining our independence as we provide this service to the taxpayers of Oklahoma is of utmost importance.

We wish to take this opportunity to express our appreciation for the assistance and cooperation extended to our Office during our engagement.

Sincerely,

A handwritten signature in blue ink that reads "Gary A. Jones".

GARY A. JONES, CPA, CFE  
OKLAHOMA STATE AUDITOR & INSPECTOR

**OKLAHOMA HORSE RACING COMMISSION  
Audit Report of Gaming Operations  
Will Rogers Downs and Remington Park  
For the Month of March 2015**

---

**TABLE OF CONTENTS**

	<u>PAGE</u>
STATE AUDITOR AND INSPECTOR LETTER .....	4
TOTAL GAMING REVENUE .....	5
COMPARISON OF PRIOR MONTH AND PRIOR YEAR MONTH.....	6
YEAR TO DATE GAMING TOTALS.....	7
WILL ROGERS DOWNS REVENUE.....	8
REMINGTON PARK REVENUE.....	9
PRIOR TWELVE MONTH GRAPH.....	10



# Oklahoma State Auditor & Inspector

2300 N. Lincoln Blvd. • State Capitol, Room 100 • Oklahoma City, OK 73105 • Phone: 405.521.3495 • Fax: 405.521.3426

## **TO THE MEMBERS OF THE OKLAHOMA HORSE RACING COMMISSION**

We performed an audit in accordance with the OHRC Gaming Contract and Title 3A of the Oklahoma Statutes for Gaming. The information presented in this report is derived from gaming data obtained from the gaming vendors and licensees located at Will Rogers Downs and Remington Park for the month of March 2015.

Because our procedures do not constitute an audit conducted in accordance with generally accepted auditing standards, we do not express such an opinion on the information. This report relates only to this information and does not extend to any financial statements of the racetracks or racinos.

In planning and performing these procedures, we considered the internal control structure of the gaming departments; however, our procedures were substantially less in scope than the procedures we would have applied if we had been engaged to express an opinion on the internal controls. Accordingly, we do not express an opinion on their internal control structure.

Sincerely,

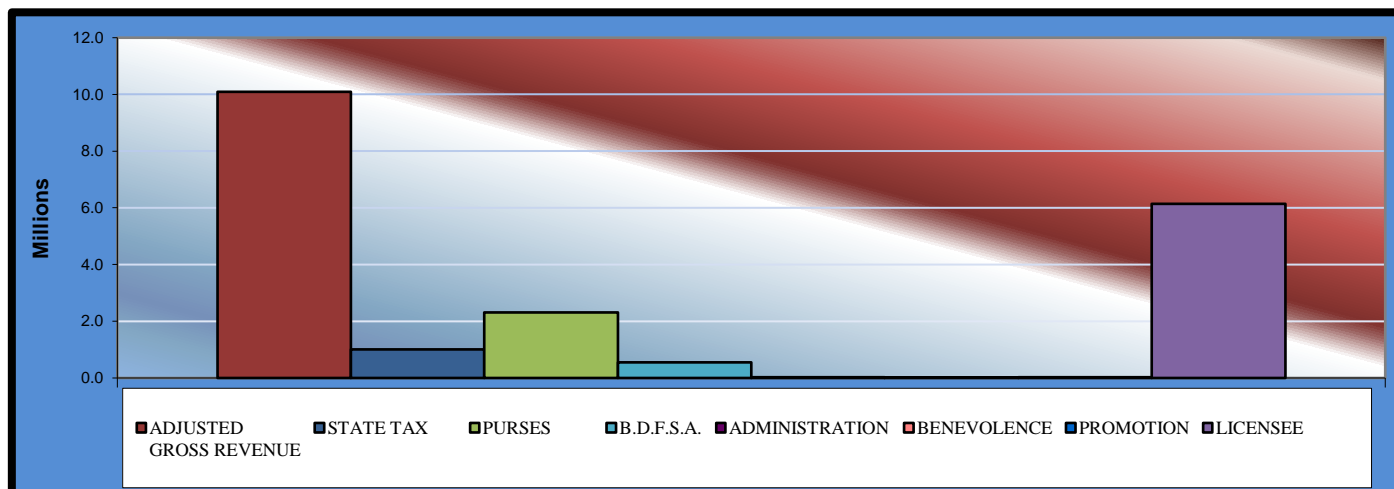
A handwritten signature in blue ink, appearing to read "Gary A. Jones".

GARY A. JONES, CPA, CFE  
OKLAHOMA STATE AUDITOR & INSPECTOR

April 14, 2015

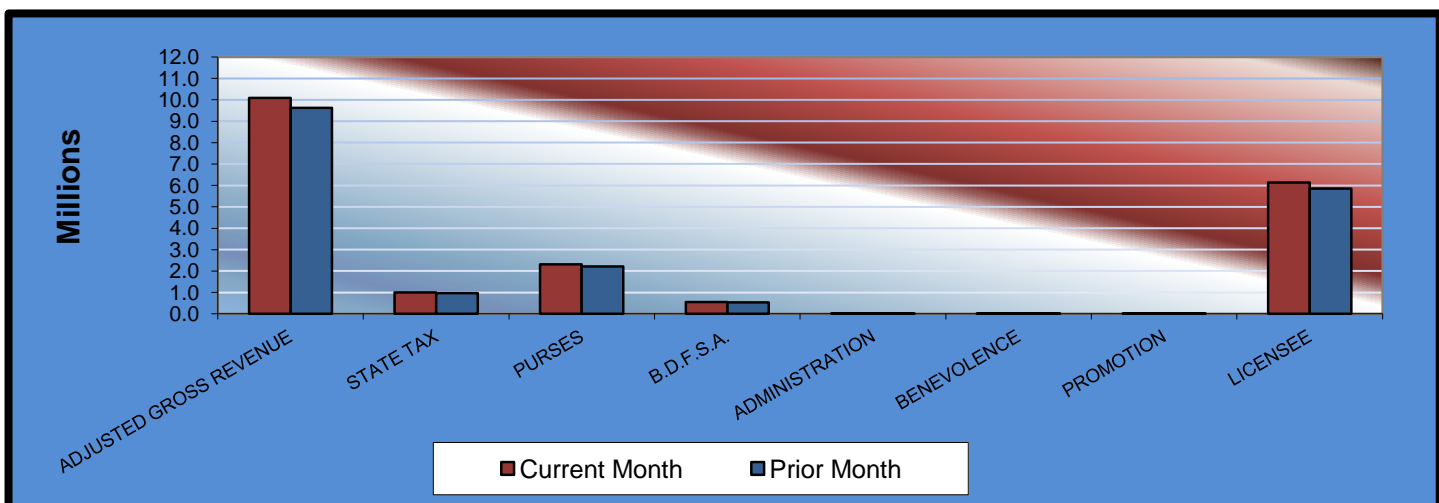
## Gaming at Oklahoma Horse Racing Tracks Will Rogers Downs and Remington Park Total Gaming Revenue March 2015

	<u>TOTAL</u>	<u>WILL ROGERS DOWNS</u>	<u>REMINGTON PARK</u>
Gaming Days This Month	62	31	31
Adjusted Gross Revenue	<u>\$10,086,496.94</u>	<u>\$1,640,306.23</u>	<u>\$8,446,190.71</u>
<b>State Tax</b>			
Higher Education Trust Fund	121,037.96	19,683.67	101,354.29
Education Reform	887,611.73	144,346.95	743,264.78
<b>Purse Fund</b>			
<u>Purses</u>			
Thoroughbred	1,160,253.00	178,383.33	981,869.67
Quarterhorse	1,024,190.93	163,312.94	860,877.99
Paint & Appaloosa	130,269.06	18,145.88	112,123.18
<u>Breeding Development Fund</u>			
<u>Special Account</u>			
Thoroughbred	274,914.76	21,529.04	253,385.72
Quarterhorse	267,459.96	16,608.10	250,851.86
Paint & Appaloosa	13,247.72	1,845.36	11,402.36
<u>Administration</u>			
Thoroughbred	14,719.66	2,050.37	12,669.29
Quarterhorse	13,247.72	1,845.36	11,402.36
Paint & Appaloosa	1,471.97	205.04	1,266.93
<u>Benevolence</u>			
Thoroughbred	7,359.82	1,025.18	6,334.64
Quarterhorse	6,623.85	922.67	5,701.18
Paint & Appaloosa	735.97	102.52	633.45
<u>Promotions</u>			
Thoroughbred	14,719.66	2,050.37	12,669.29
Quarterhorse	13,247.72	1,845.36	11,402.36
Paint & Appaloosa	1,471.97	205.04	1,266.93
<b>Licensee</b>	<b>\$6,133,913.48</b>	<b>\$1,066,199.05</b>	<b>\$5,067,714.43</b>



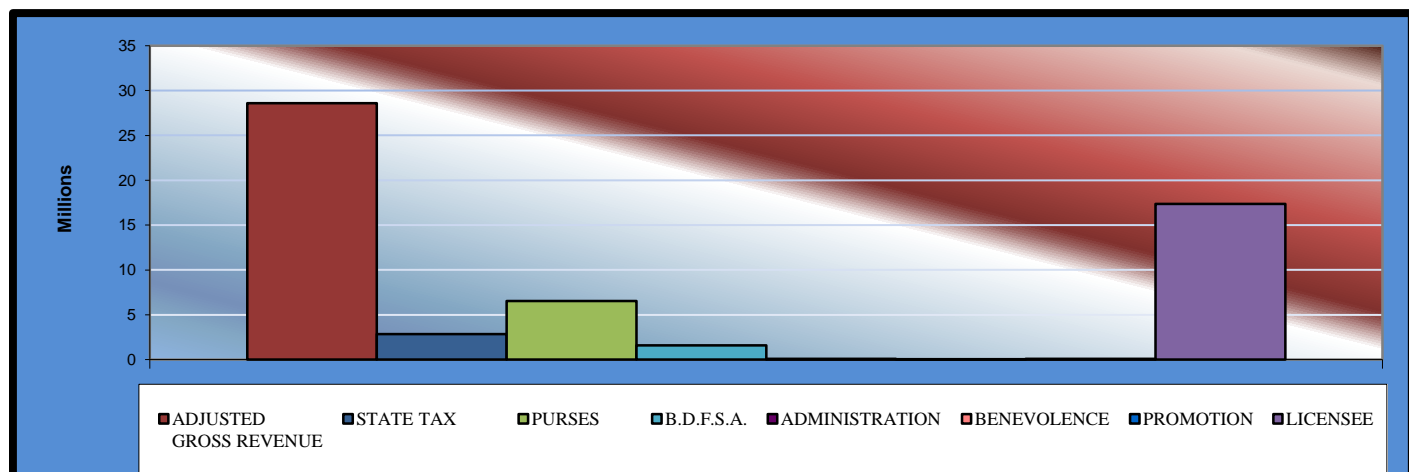
**Gaming at Oklahoma Horse Racing Tracks  
Will Rogers Downs and Remington Park  
Comparison of Prior Month and Prior Year Month  
March 2015**

	<u>TOTAL</u>	<u>PRIOR MONTH</u>	<u>% CHANGE</u>	<u>PRIOR YEAR</u>	<u>% CHANGE</u>
Gaming Days	62	56	10.71%	62	0.00%
Adjusted Gross Revenue	\$10,086,496.94	\$9,620,278.99	4.85%	\$10,543,887.36	-4.34%
<b>State Tax</b>					
Higher Education Trust Fund	121,037.96	115,443.32	4.85%	126,526.65	-4.34%
Education Reform	887,611.73	846,584.54	4.85%	927,862.09	-4.34%
<b>Purse Fund</b>					
<u>Purses</u>					
Thoroughbred	1,160,253.00	1,106,835.62	4.83%	1,214,038.71	-4.43%
Quarterhorse	1,024,190.93	976,917.59	4.84%	1,071,003.92	-4.37%
Paint & Appaloosa	130,269.06	124,310.25	4.79%	136,522.08	-4.58%
<u>Breeding Development Fund</u>					
<u>Special Account</u>					
Thoroughbred	274,914.76	262,684.23	4.66%	290,018.18	-5.21%
Quarterhorse	267,459.96	255,650.29	4.62%	282,647.26	-5.37%
Paint & Appaloosa	13,247.72	12,641.71	4.79%	13,883.60	-4.58%
<u>Administration</u>					
Thoroughbred	14,719.66	14,046.36	4.79%	15,426.22	-4.58%
Quarterhorse	13,247.72	12,641.70	4.79%	13,883.60	-4.58%
Paint & Appaloosa	1,471.97	1,404.66	4.79%	1,542.62	-4.58%
<u>Benevolence</u>					
Thoroughbred	7,359.82	7,023.16	4.79%	7,713.13	-4.58%
Quarterhorse	6,623.85	6,320.89	4.79%	6,941.81	-4.58%
Paint & Appaloosa	735.97	702.33	4.79%	771.31	-4.58%
<u>Promotions</u>					
Thoroughbred	14,719.66	14,046.36	4.79%	15,426.22	-4.58%
Quarterhorse	13,247.72	12,641.70	4.79%	13,883.60	-4.58%
Paint & Appaloosa	1,471.97	1,404.66	4.79%	1,542.62	-4.58%
<b>Licensee</b>	\$6,133,913.48	\$5,848,979.62	4.87%	\$6,404,253.74	-4.22%



## Gaming at Oklahoma Horse Racing Tracks Will Rogers Downs and Remington Park Year to Date Gaming Totals March 2015

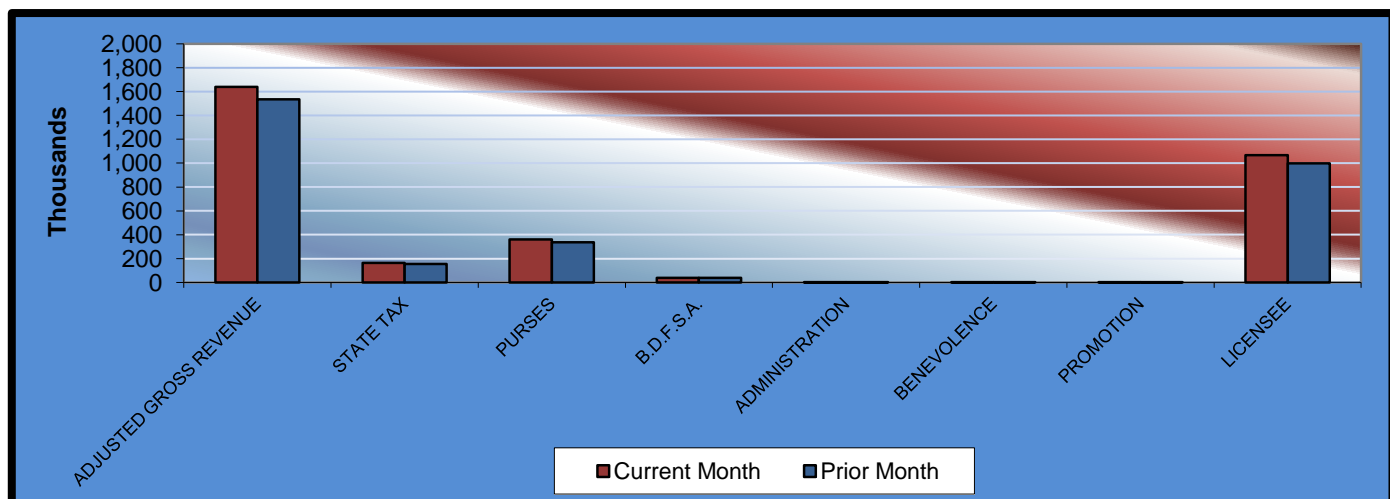
	<u>TOTAL</u>	<u>WILL ROGERS DOWNS</u>	<u>REMINGTON PARK</u>
Gaming Days This Year	180	90	90
Adjusted Gross Revenue	<u>\$28,584,698.00</u>	<u>\$4,510,572.73</u>	<u>\$24,074,125.27</u>
<b>State Tax</b>			
Higher Education Trust Fund	343,016.35	54,126.85	288,889.50
Education Reform	2,515,453.42	396,930.40	2,118,523.02
<b>Purse Fund</b>			
<u>Purses</u>			
Thoroughbred	3,289,141.90	490,524.84	2,798,617.06
Quarterhorse	2,902,839.10	449,083.88	2,453,755.22
Paint & Appaloosa	369,482.20	49,898.19	319,584.01
<u>Breeding Development Fund</u>			
<u>Special Account</u>			
Thoroughbred	781,425.03	59,201.28	722,223.75
Quarterhorse	760,671.05	45,669.54	715,001.51
Paint & Appaloosa	37,574.47	5,074.39	32,500.08
<u>Administration</u>			
Thoroughbred	41,749.38	5,638.20	36,111.18
Quarterhorse	37,574.46	5,074.38	32,500.08
Paint & Appaloosa	4,174.98	563.85	3,611.13
<u>Benevolence</u>			
Thoroughbred	20,874.67	2,819.07	18,055.60
Quarterhorse	18,787.26	2,537.23	16,250.03
Paint & Appaloosa	2,087.46	281.92	1,805.54
<u>Promotions</u>			
Thoroughbred	41,749.38	5,638.20	36,111.18
Quarterhorse	37,574.46	5,074.38	32,500.08
Paint & Appaloosa	4,174.98	563.85	3,611.13
<b>Licensee</b>	<b>\$17,376,347.45</b>	<b>\$2,931,872.28</b>	<b>\$14,444,475.17</b>





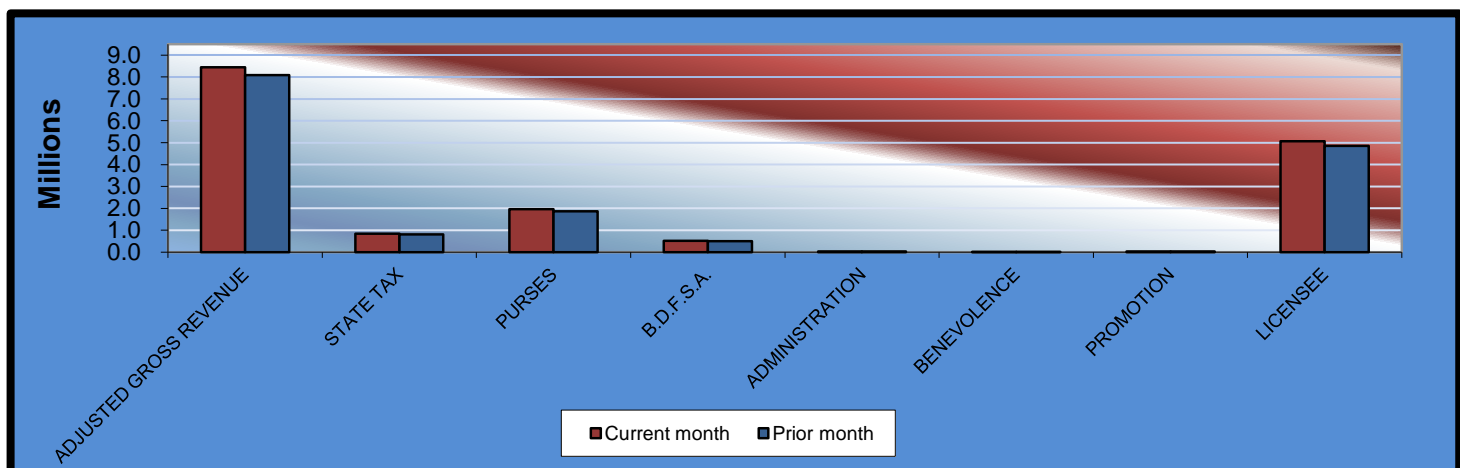
**Gaming at Oklahoma Horse Racing Tracks  
Will Rogers Downs and Remington Park  
Will Rogers Downs Revenue  
March 2015**

<u>Will Rogers Downs</u>	<u>CURRENT MONTH</u>	<u>PRIOR MONTH</u>	<u>% CHANGE</u>	<u>March 2014</u>	<u>% CHANGE</u>
Gaming Days	31	28	10.71%	31	0.00%
Adjusted Gross Revenue	\$1,640,306.23	\$1,536,244.54	6.77%	\$1,558,426.44	5.25%
<b>State Tax</b>					
Higher Education Trust Fund	19,683.67	18,434.91	6.77%	18,701.12	5.25%
Education Reform	144,346.95	135,189.51	6.77%	137,141.53	5.25%
<b>Purse Fund</b>					
<u>Purses</u>					
Thoroughbred	178,383.33	167,066.62	6.77%	169,478.88	5.25%
Quarterhorse	163,312.94	152,952.38	6.77%	155,160.82	5.25%
Paint & Appaloosa	18,145.88	16,994.69	6.77%	17,240.09	5.25%
Breeding Development Fund					
<u>Special Account</u>					
Thoroughbred	21,529.04	20,163.20	6.77%	20,454.35	5.25%
Quarterhorse	16,608.10	15,554.47	6.77%	15,779.07	5.25%
Paint & Appaloosa	1,845.36	1,728.26	6.78%	1,753.23	5.25%
<u>Administration</u>					
Thoroughbred	2,050.37	1,920.31	6.77%	1,948.03	5.25%
Quarterhorse	1,845.36	1,728.25	6.78%	1,753.23	5.25%
Paint & Appaloosa	205.04	192.05	6.76%	194.80	5.26%
<u>Benevolence</u>					
Thoroughbred	1,025.18	960.13	6.78%	974.03	5.25%
Quarterhorse	922.67	864.17	6.77%	876.61	5.25%
Paint & Appaloosa	102.52	96.03	6.76%	97.40	5.26%
<u>Promotions</u>					
Thoroughbred	2,050.37	1,920.31	6.77%	1,948.03	5.25%
Quarterhorse	1,845.36	1,728.25	6.78%	1,753.23	5.25%
Paint & Appaloosa	205.04	192.05	6.76%	194.80	5.26%
<b>Licensee</b>	\$1,066,199.05	\$998,558.95	6.77%	\$1,012,977.19	5.25%

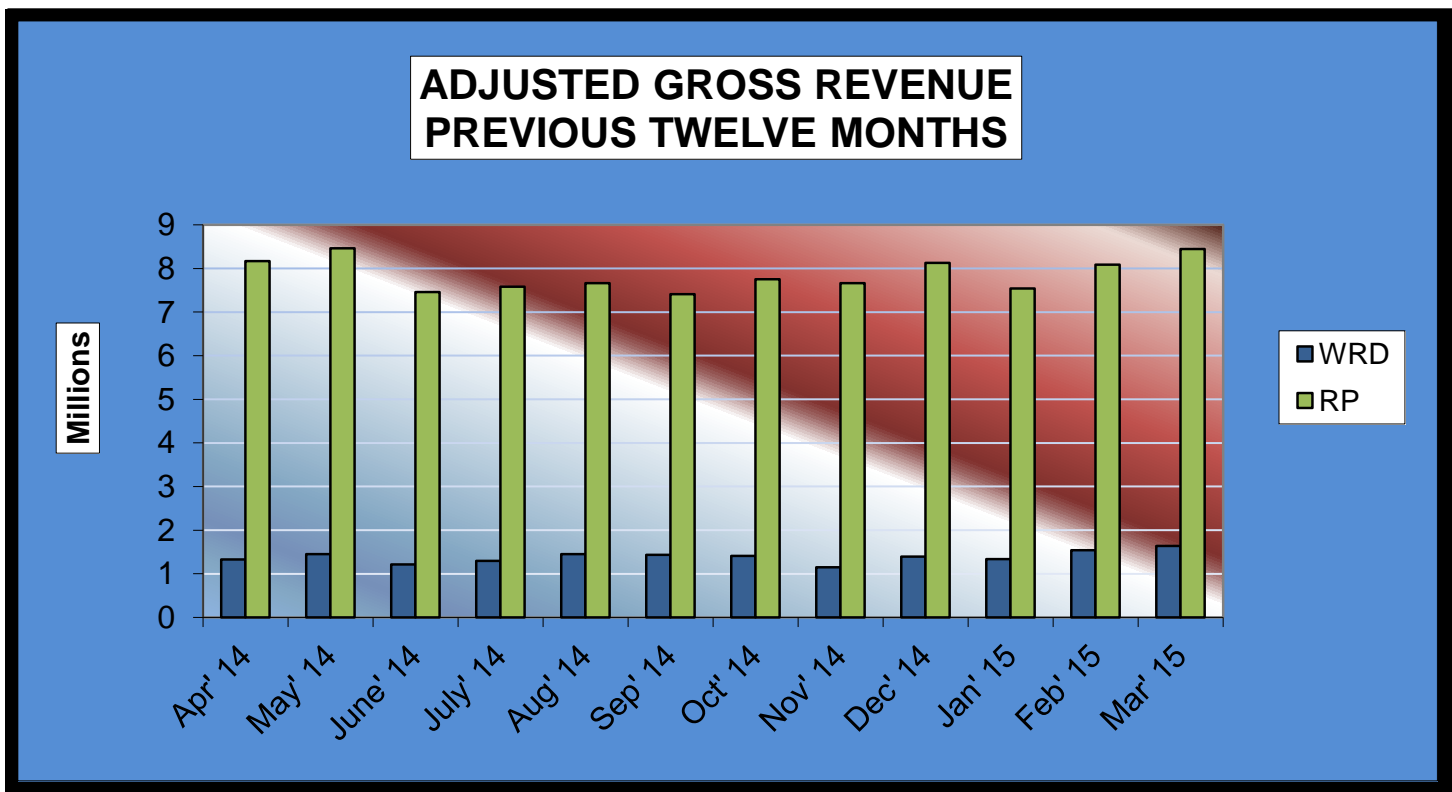


**Gaming at Oklahoma Horse Racing Tracks  
Will Rogers Downs and Remington Park  
Remington Park Revenue  
March 2015**

<u>Remington Park</u>	<u>CURRENT MONTH</u>	<u>PRIOR MONTH</u>	<u>% CHANGE</u>	<u>March 2014</u>	<u>% CHANGE</u>
Gaming Days	31	28	10.71%	31	0.00%
Adjusted Gross Revenue	\$ 8,446,190.71	\$8,084,034.45	4.48%	\$8,985,460.92	-6.00%
<b>State Tax</b>					
Higher Education Trust Fund	101,354.29	97,008.41	4.48%	107,825.53	-6.00%
Education Reform	743,264.78	711,395.03	4.48%	790,720.56	-6.00%
<b>Purse Fund</b>					
<u>Purses</u>					
Thoroughbred	981,869.67	939,769.00	4.48%	1,044,559.83	-6.00%
Quarterhorse	860,877.99	823,965.21	4.48%	915,843.10	-6.00%
Paint & Appaloosa	112,123.18	107,315.56	4.48%	119,281.99	-6.00%
Breeding Development Fund					
<u>Special Account</u>					
Thoroughbred	253,385.72	242,521.03	4.48%	269,563.83	-6.00%
Quarterhorse	250,851.86	240,095.82	4.48%	266,868.19	-6.00%
Paint & Appaloosa	11,402.36	10,913.45	4.48%	12,130.37	-6.00%
<u>Administration</u>					
Thoroughbred	12,669.29	12,126.05	4.48%	13,478.19	-6.00%
Quarterhorse	11,402.36	10,913.45	4.48%	12,130.37	-6.00%
Paint & Appaloosa	1,266.93	1,212.61	4.48%	1,347.82	-6.00%
<u>Benevolence</u>					
Thoroughbred	6,334.64	6,063.03	4.48%	6,739.10	-6.00%
Quarterhorse	5,701.18	5,456.72	4.48%	6,065.20	-6.00%
Paint & Appaloosa	633.45	606.30	4.48%	673.91	-6.00%
<u>Promotions</u>					
Thoroughbred	12,669.29	12,126.05	4.48%	13,478.19	-6.00%
Quarterhorse	11,402.36	10,913.45	4.48%	12,130.37	-6.00%
Paint & Appaloosa	1,266.93	1,212.61	4.48%	1,347.82	-6.00%
<b>Licensee</b>	\$ 5,067,714.43	\$4,850,420.67	4.48%	\$5,391,276.55	-6.00%



Gaming at Oklahoma Horse Racing Tracks  
Will Rogers Downs and Remington Park  
Prior Twelve Month Graph  
March 2015





**OFFICE OF THE STATE AUDITOR & INSPECTOR**  
2300 N. LINCOLN BOULEVARD, ROOM 100  
OKLAHOMA CITY, OK 73105-4896

[WWW.SAI.OK.GOV](http://WWW.SAI.OK.GOV)