

CONTRACT AUDIT

OKLAHOMA HORSE RACING COMMISSION AUDIT REPORT OF GAMING OPERATIONS WILL ROGERS DOWNS AND REMINGTON PARK

September 2014



*Independently serving the citizens of
Oklahoma by promoting the
accountability and fiscal integrity of
governmental funds.*



Oklahoma State
Auditor & Inspector
Gary A. Jones, CPA, CFE

**OKLAHOMA HORSE RACING COMMISSION
AUDIT REPORT OF GAMING OPERATIONS
WILL ROGERS DOWNS AND REMINGTON PARK
SEPTEMBER 2014**

This publication, issued by the Oklahoma State Auditor and Inspector's Office as authorized by 74 O.S. § 212, has not been printed, but is available on the agency's website (www.sai.ok.gov) and in the Oklahoma Department of Libraries Publications Clearinghouse Digital Collection, pursuant to 74 O.S. § 3105.B.



Oklahoma State Auditor & Inspector

2300 N. Lincoln Blvd. • State Capitol, Room 100 • Oklahoma City, OK 73105 • Phone: 405.521.3495 • Fax: 405.521.3426

October 6, 2014

**TO THE MEMBERS OF THE OKLAHOMA
HORSE RACING COMMISSION**

Transmitted herewith is the Audit Report of Gaming Operations for Will Rogers Downs and Remington Park for the month of September 2014. The report is the result of our monitoring and data accumulation in accordance with the State Auditor and Inspector's contract with the Oklahoma Horse Racing Commission (OHRC) and Title 3A of the Oklahoma Statutes for Gaming.

The goal of the State Auditor and Inspector is to promote accountability and fiscal integrity in state and local government. Maintaining our independence as we provide this service to the taxpayers of Oklahoma is of utmost importance.

We wish to take this opportunity to express our appreciation for the assistance and cooperation extended to our Office during our engagement.

Sincerely,

A handwritten signature in blue ink that reads "Gary A. Jones". The signature is fluid and cursive, with the first name "Gary" being the most prominent part.

GARY A. JONES, CPA, CFE
OKLAHOMA STATE AUDITOR & INSPECTOR

**OKLAHOMA HORSE RACING COMMISSION
Audit Report of Gaming Operations
Will Rogers Downs and Remington Park
For the Month of September 2014**

TABLE OF CONTENTS

	<u>PAGE</u>
STATE AUDITOR AND INSPECTOR LETTER	4
TOTAL GAMING REVENUE	5
COMPARISON OF PRIOR MONTH AND PRIOR YEAR MONTH.....	6
YEAR TO DATE GAMING TOTALS.....	7
WILL ROGERS DOWNS REVENUE.....	8
REMINGTON PARK REVENUE.....	9
PRIOR TWELVE MONTH GRAPH.....	10



Oklahoma State Auditor & Inspector

2300 N. Lincoln Blvd. • State Capitol, Room 100 • Oklahoma City, OK 73105 • Phone: 405.521.3495 • Fax: 405.521.3426

TO THE MEMBERS OF THE OKLAHOMA HORSE RACING COMMISSION

We performed an audit in accordance with the OHRC Gaming Contract and Title 3A of the Oklahoma Statutes for Gaming. The information presented in this report is derived from gaming data obtained from the gaming vendors and licensees located at Will Rogers Downs and Remington Park for the month of September 2014.

Because our procedures do not constitute an audit conducted in accordance with generally accepted auditing standards, we do not express such an opinion on the information. This report relates only to this information and does not extend to any financial statements of the racetracks or racinos.

In planning and performing these procedures, we considered the internal control structure of the gaming departments; however, our procedures were substantially less in scope than the procedures we would have applied if we had been engaged to express an opinion on the internal controls. Accordingly, we do not express an opinion on their internal control structure.

Sincerely,

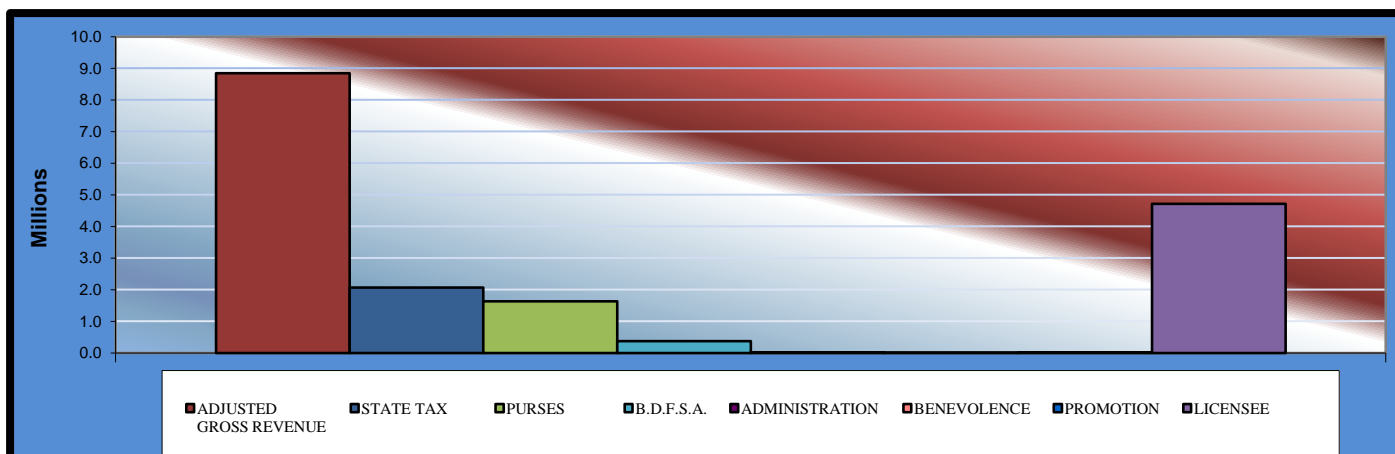
A handwritten signature in blue ink that reads "Gary A. Jones".

GARY A. JONES, CPA, CFE
OKLAHOMA STATE AUDITOR & INSPECTOR

October 6, 2014

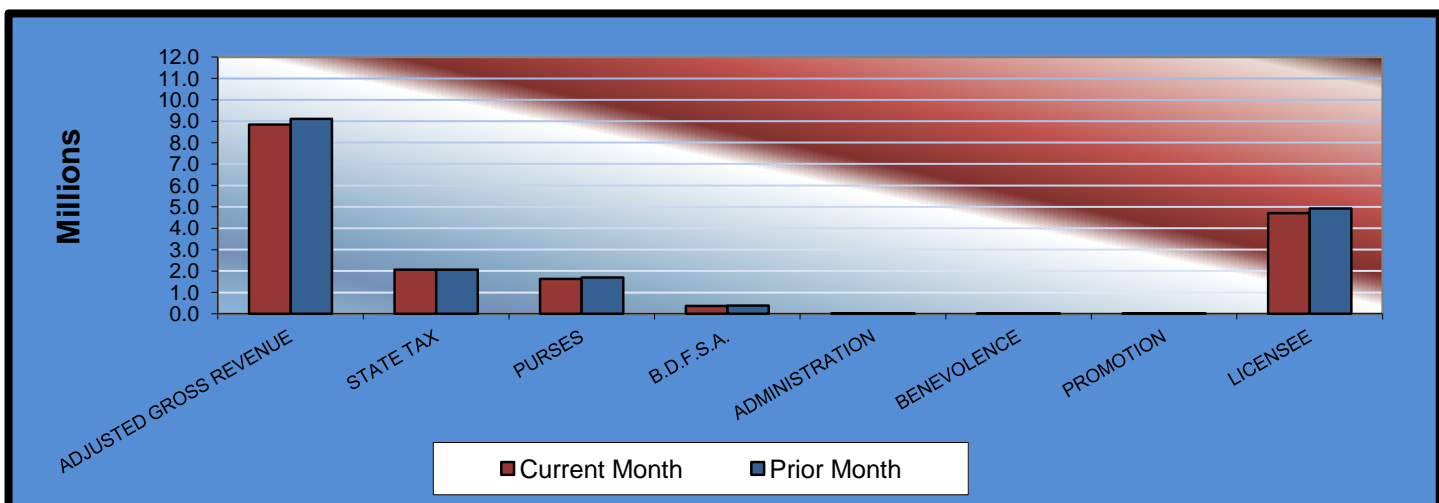
Gaming at Oklahoma Horse Racing Tracks Will Rogers Downs and Remington Park Total Gaming Revenue September 2014

	<u>TOTAL</u>	<u>WILL ROGERS DOWNS</u>	<u>REMINGTON PARK</u>
Gaming Days This Month	60	30	30
Adjusted Gross Revenue	<u>\$8,843,120.94</u>	<u>\$1,434,197.67</u>	<u>\$7,408,923.27</u>
State Tax			
Higher Education Trust Fund	248,100.76	17,210.37	230,890.39
Education Reform	1,819,405.61	126,209.39	1,693,196.22
Purse Fund			
<u>Purses</u>			
Thoroughbred	819,206.23	187,162.79	632,043.44
Quarterhorse	725,510.14	171,350.77	554,159.37
Paint & Appaloosa	91,214.26	19,038.98	72,175.28
Breeding Development Fund			
<u>Special Account</u>			
Thoroughbred	185,696.59	22,588.61	163,107.98
Quarterhorse	178,902.40	17,425.50	161,476.90
Paint & Appaloosa	9,276.03	1,936.17	7,339.86
<u>Administration</u>			
Thoroughbred	10,306.70	2,151.30	8,155.40
Quarterhorse	9,276.03	1,936.17	7,339.86
Paint & Appaloosa	1,030.67	215.13	815.54
<u>Benevolence</u>			
Thoroughbred	5,153.35	1,075.65	4,077.70
Quarterhorse	4,638.01	968.08	3,669.93
Paint & Appaloosa	515.34	107.56	407.78
<u>Promotions</u>			
Thoroughbred	10,306.70	2,151.30	8,155.40
Quarterhorse	9,276.03	1,936.17	7,339.86
Paint & Appaloosa	1,030.67	215.13	815.54
Licensee	\$4,714,275.42	\$860,518.60	\$3,853,756.82



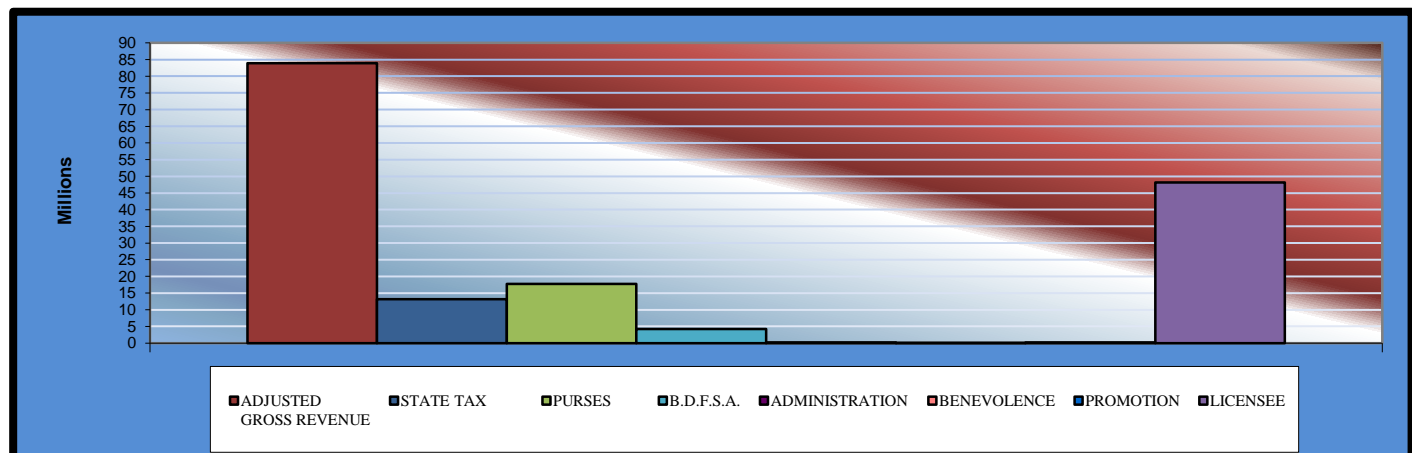
**Gaming at Oklahoma Horse Racing Tracks
Will Rogers Downs and Remington Park
Comparison of Prior Month and Prior Year Month
September 2014**

	<u>TOTAL</u>	<u>PRIOR MONTH</u>	<u>% CHANGE</u>	<u>PRIOR YEAR</u>	<u>% CHANGE</u>
Gaming Days	60	62	-3.23%	62	-3.23%
Adjusted Gross Revenue	\$8,843,120.94	\$9,114,582.41	-2.98%	\$8,902,428.66	-0.67%
State Tax					
Higher Education Trust Fund	248,100.76	247,353.26	0.30%	247,081.84	0.41%
Education Reform	1,819,405.61	1,813,923.94	0.30%	1,811,933.53	0.41%
Purse Fund					
<u>Purses</u>					
Thoroughbred	819,206.23	847,887.02	-3.38%	845,734.69	-3.14%
Quarterhorse	725,510.14	750,361.96	-3.31%	734,440.04	-1.22%
Paint & Appaloosa	91,214.26	94,584.30	-3.56%	92,320.66	-1.20%
<u>Breeding Development Fund</u>					
<u>Special Account</u>					
Thoroughbred	185,696.59	194,143.25	-4.35%	171,357.21	8.37%
Quarterhorse	178,902.40	187,465.29	-4.57%	180,942.67	-1.13%
Paint & Appaloosa	9,276.03	9,618.74	-3.56%	9,388.54	-1.20%
<u>Administration</u>					
Thoroughbred	10,306.70	10,687.49	-3.56%	10,431.71	-1.20%
Quarterhorse	9,276.03	9,618.74	-3.56%	9,388.54	-1.20%
Paint & Appaloosa	1,030.67	1,068.74	-3.56%	1,043.17	-1.20%
<u>Benevolence</u>					
Thoroughbred	5,153.35	5,343.74	-3.56%	5,215.86	-1.20%
Quarterhorse	4,638.01	4,809.37	-3.56%	4,694.26	-1.20%
Paint & Appaloosa	515.34	534.36	-3.56%	521.58	-1.20%
<u>Promotions</u>					
Thoroughbred	10,306.70	10,687.49	-3.56%	10,431.71	-1.20%
Quarterhorse	9,276.03	9,618.74	-3.56%	9,388.54	-1.20%
Paint & Appaloosa	1,030.67	1,068.74	-3.56%	1,043.17	-1.20%
Licensee	\$4,714,275.42	\$4,915,807.24	-4.10%	\$4,757,070.94	-0.90%



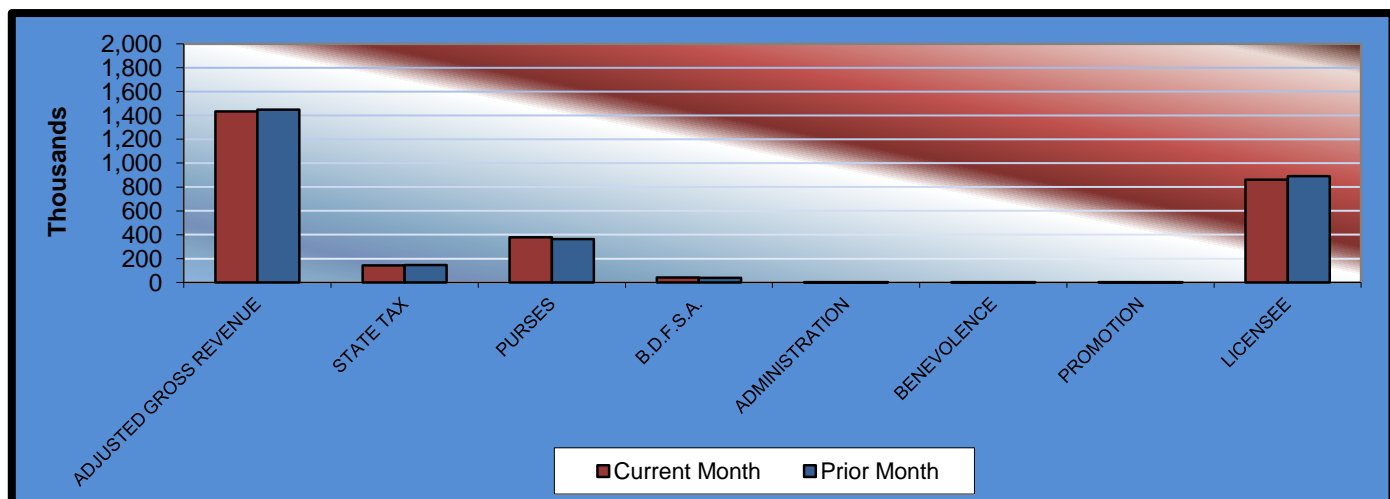
Gaming at Oklahoma Horse Racing Tracks Will Rogers Downs and Remington Park Year to Date Gaming Totals September 2014

	<u>TOTAL</u>	<u>WILL ROGERS DOWNS</u>	<u>REMINGTON PARK</u>
Gaming Days This Year	546	273	273
Adjusted Gross Revenue	<u>\$83,881,090.94</u>	<u>\$12,443,974.98</u>	<u>\$71,437,115.96</u>
State Tax			
Higher Education Trust Fund	1,581,063.86	149,327.70	1,431,736.16
Education Reform	11,594,468.41	1,095,069.79	10,499,398.62
Purse Fund			
<u>Purses</u>			
Thoroughbred	8,880,315.22	1,406,438.74	7,473,876.48
Quarterhorse	7,840,520.95	1,287,618.92	6,552,902.03
Paint & Appaloosa	996,537.26	143,068.80	853,468.46
Breeding Development Fund			
<u>Special Account</u>			
Thoroughbred	2,098,484.92	169,742.60	1,928,742.32
Quarterhorse	2,040,399.19	130,944.30	1,909,454.89
Paint & Appaloosa	101,342.77	14,549.36	86,793.41
<u>Administration</u>			
Thoroughbred	112,603.08	16,165.97	96,437.11
Quarterhorse	101,342.77	14,549.36	86,793.41
Paint & Appaloosa	11,260.29	1,616.59	9,643.70
<u>Benevolence</u>			
Thoroughbred	56,301.59	8,083.02	48,218.57
Quarterhorse	50,671.36	7,274.64	43,396.72
Paint & Appaloosa	5,630.14	808.29	4,821.85
<u>Promotions</u>			
Thoroughbred	112,603.08	16,165.97	96,437.11
Quarterhorse	101,342.77	14,549.36	86,793.41
Paint & Appaloosa	11,260.29	1,616.59	9,643.70
Licensee	\$48,184,942.99	\$7,966,384.98	\$40,218,558.01



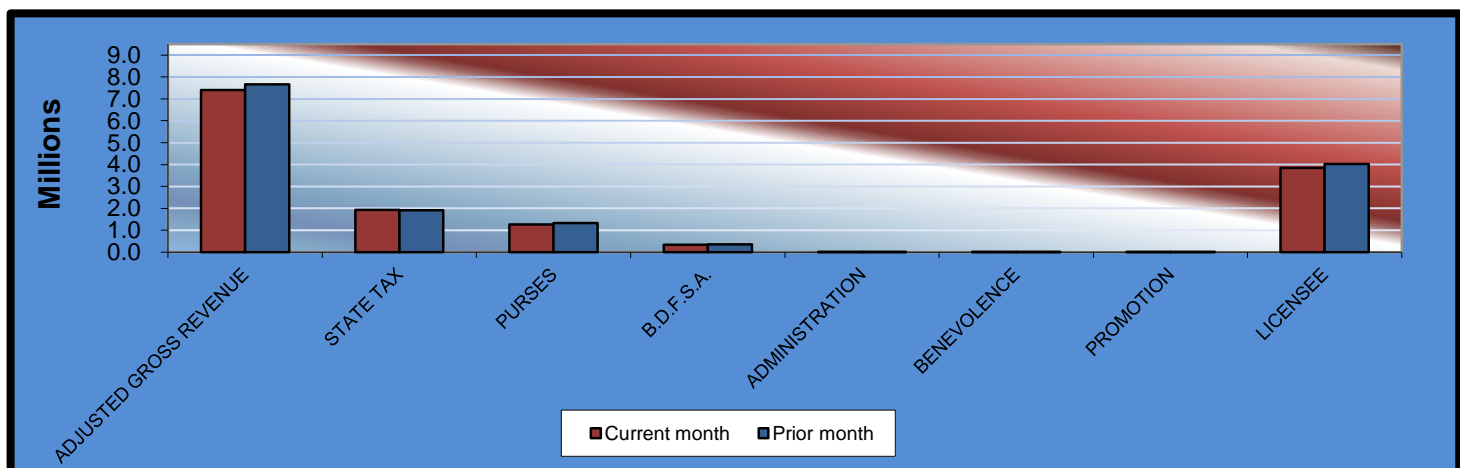
**Gaming at Oklahoma Horse Racing Tracks
Will Rogers Downs and Remington Park
Will Rogers Downs Revenue
September 2014**

<u>Will Rogers Downs</u>	<u>CURRENT MONTH</u>	<u>PRIOR MONTH</u>	<u>% CHANGE</u>	<u>September 2013</u>	<u>% CHANGE</u>
Gaming Days	30	31	-3.23%	30	0.00%
Adjusted Gross Revenue	\$ 1,434,197.67	\$1,449,122.65	-1.03%	\$1,458,987.05	-1.70%
State Tax					
Higher Education Trust Fund	17,210.37	17,389.47	-1.03%	17,507.84	-1.70%
Education Reform	126,209.39	127,522.79	-1.03%	128,390.86	-1.70%
Purse Fund					
<u>Purses</u>					
Thoroughbred	187,162.79	179,554.75	4.24%	190,397.81	-1.70%
Quarterhorse	171,350.77	164,385.47	4.24%	174,312.48	-1.70%
Paint & Appaloosa	19,038.98	18,265.07	4.24%	19,368.06	-1.70%
Breeding Development Fund					
<u>Special Account</u>					
Thoroughbred	22,588.61	21,670.40	4.24%	22,979.05	-1.70%
Quarterhorse	17,425.50	16,717.17	4.24%	17,726.69	-1.70%
Paint & Appaloosa	1,936.17	1,857.46	4.24%	1,969.63	-1.70%
<u>Administration</u>					
Thoroughbred	2,151.30	2,063.85	4.24%	2,188.48	-1.70%
Quarterhorse	1,936.17	1,857.46	4.24%	1,969.63	-1.70%
Paint & Appaloosa	215.13	206.38	4.24%	218.85	-1.70%
<u>Benevolence</u>					
Thoroughbred	1,075.65	1,031.92	4.24%	1,094.24	-1.70%
Quarterhorse	968.08	928.73	4.24%	984.82	-1.70%
Paint & Appaloosa	107.56	103.19	4.23%	109.42	-1.70%
<u>Promotions</u>					
Thoroughbred	2,151.30	2,063.85	4.24%	2,188.48	-1.70%
Quarterhorse	1,936.17	1,857.46	4.24%	1,969.63	-1.70%
Paint & Appaloosa	215.13	206.38	4.24%	218.85	-1.70%
Licensee	\$ 860,518.60	\$891,440.85	-3.47%	\$875,392.23	-1.70%

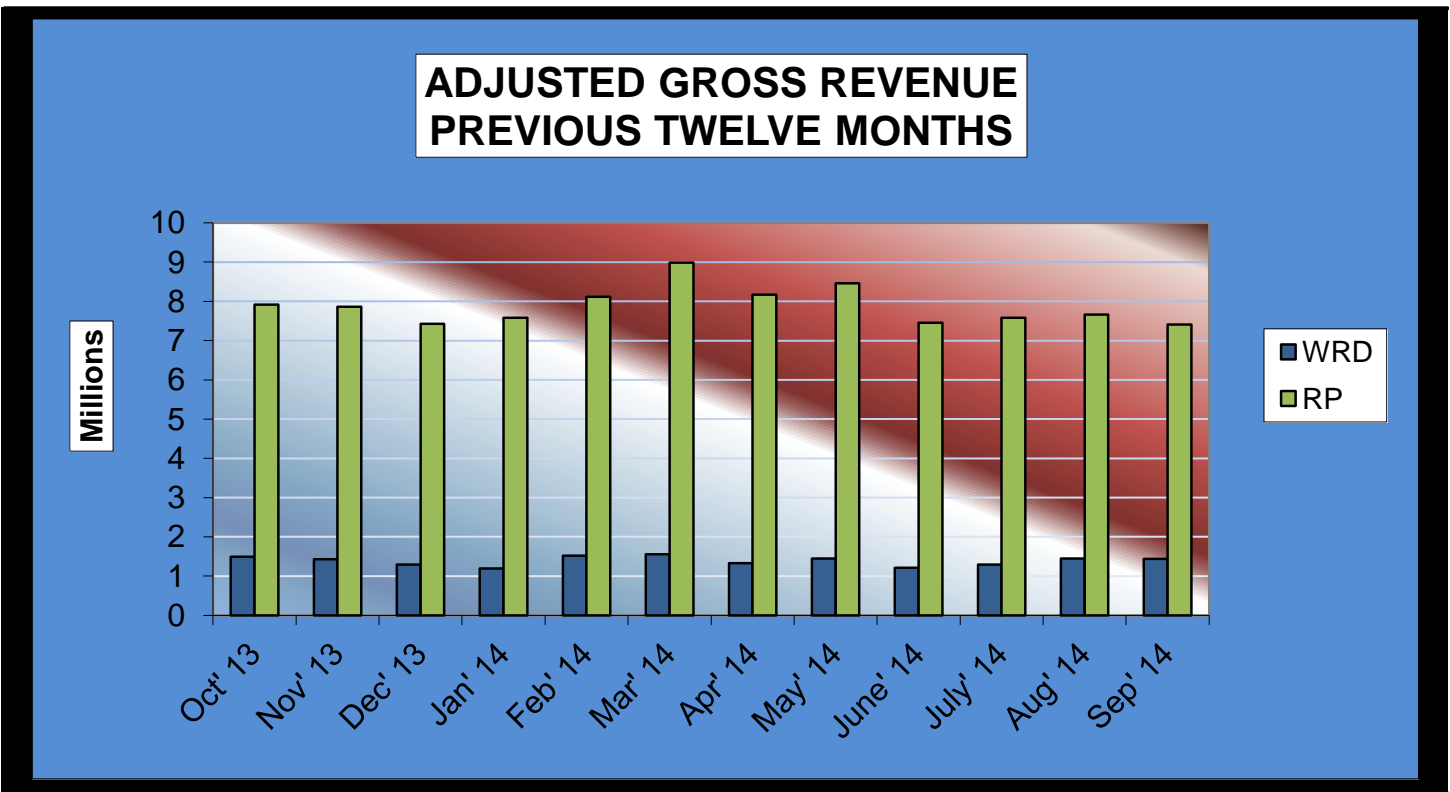


**Gaming at Oklahoma Horse Racing Tracks
Will Rogers Downs and Remington Park
Remington Park Revenue
September 2014**

<u>Remington Park</u>	<u>CURRENT MONTH</u>	<u>PRIOR MONTH</u>	<u>% CHANGE</u>	<u>September 2013</u>	<u>% CHANGE</u>
Gaming Days	30	31	-3.23%	30	0.00%
Adjusted Gross Revenue	7,408,923.27	7,665,459.76	-3.35%	\$7,443,441.61	-0.46%
State Tax					
Higher Education Trust Fund	230,890.39	229,963.79	0.40%	229,574.00	0.57%
Education Reform	1,693,196.22	1,686,401.15	0.40%	1,683,542.67	0.57%
Purse Fund					
<u>Purses</u>					
Thoroughbred	632,043.44	668,332.27	-5.43%	655,336.88	-3.55%
Quarterhorse	554,159.37	585,976.49	-5.43%	560,127.56	-1.07%
Paint & Appaloosa	72,175.28	76,319.23	-5.43%	72,952.60	-1.07%
Breeding Development Fund					
<u>Special Account</u>					
Thoroughbred	163,107.98	172,472.85	-5.43%	148,378.16	9.93%
Quarterhorse	161,476.90	170,748.12	-5.43%	163,215.98	-1.07%
Paint & Appaloosa	7,339.86	7,761.28	-5.43%	7,418.91	-1.07%
<u>Administration</u>					
Thoroughbred	8,155.40	8,623.64	-5.43%	8,243.23	-1.07%
Quarterhorse	7,339.86	7,761.28	-5.43%	7,418.91	-1.07%
Paint & Appaloosa	815.54	862.36	-5.43%	824.32	-1.07%
<u>Benevolence</u>					
Thoroughbred	4,077.70	4,311.82	-5.43%	4,121.62	-1.07%
Quarterhorse	3,669.93	3,880.64	-5.43%	3,709.44	-1.07%
Paint & Appaloosa	407.78	431.17	-5.42%	412.16	-1.06%
<u>Promotions</u>					
Thoroughbred	8,155.40	8,623.64	-5.43%	8,243.23	-1.07%
Quarterhorse	7,339.86	7,761.28	-5.43%	7,418.91	-1.07%
Paint & Appaloosa	815.54	862.36	-5.43%	824.32	-1.07%
Licensee	\$3,853,756.82	\$4,024,366.39	-4.24%	\$3,881,678.71	-0.72%



**Gaming at Oklahoma Horse Racing Tracks
Will Rogers Downs and Remington Park
Prior Twelve Month Graph
September 2014**





OFFICE OF THE STATE AUDITOR & INSPECTOR
2300 N. LINCOLN BOULEVARD, ROOM 100
OKLAHOMA CITY, OK 73105-4896

WWW.SAI.OK.GOV