

CONTRACT AUDIT

**OKLAHOMA HORSE RACING COMMISSION
AUDIT REPORT OF GAMING OPERATIONS
WILL ROGERS DOWNS AND REMINGTON PARK**

April 2015



*Independently serving the citizens of
Oklahoma by promoting the
accountability and fiscal integrity of
governmental funds.*



Oklahoma State
Auditor & Inspector
Gary A. Jones, CPA, CFE

**OKLAHOMA HORSE RACING COMMISSION
AUDIT REPORT OF GAMING OPERATIONS
WILL ROGERS DOWNS AND REMINGTON PARK
APRIL 2015**

This publication, issued by the Oklahoma State Auditor and Inspector's Office as authorized by 74 O.S. § 212, has not been printed, but is available on the agency's website (www.sai.ok.gov) and in the Oklahoma Department of Libraries Publications Clearinghouse Digital Collection, pursuant to 74 O.S. § 3105.B.



Oklahoma State Auditor & Inspector

2300 N. Lincoln Blvd. • State Capitol, Room 100 • Oklahoma City, OK 73105 • Phone: 405.521.3495 • Fax: 405.521.3426

May 14, 2015

**TO THE MEMBERS OF THE OKLAHOMA
HORSE RACING COMMISSION**

Transmitted herewith is the Audit Report of Gaming Operations for Will Rogers Downs and Remington Park for the month of April 2015. The report is the result of our monitoring and data accumulation in accordance with the State Auditor and Inspector's contract with the Oklahoma Horse Racing Commission (OHRC) and Title 3A of the Oklahoma Statutes for Gaming.

The goal of the State Auditor and Inspector is to promote accountability and fiscal integrity in state and local government. Maintaining our independence as we provide this service to the taxpayers of Oklahoma is of utmost importance.

We wish to take this opportunity to express our appreciation for the assistance and cooperation extended to our Office during our engagement.

Sincerely,

A handwritten signature in blue ink that reads "Gary A. Jones".

GARY A. JONES, CPA, CFE
OKLAHOMA STATE AUDITOR & INSPECTOR

**OKLAHOMA HORSE RACING COMMISSION
Audit Report of Gaming Operations
Will Rogers Downs and Remington Park
For the Month of April 2015**

TABLE OF CONTENTS

	<u>PAGE</u>
STATE AUDITOR AND INSPECTOR LETTER	4
TOTAL GAMING REVENUE	5
COMPARISON OF PRIOR MONTH AND PRIOR YEAR MONTH.....	6
YEAR TO DATE GAMING TOTALS.....	7
WILL ROGERS DOWNS REVENUE.....	8
REMINGTON PARK REVENUE.....	9
PRIOR TWELVE MONTH GRAPH.....	10



Oklahoma State Auditor & Inspector

2300 N. Lincoln Blvd. • State Capitol, Room 100 • Oklahoma City, OK 73105 • Phone: 405.521.3495 • Fax: 405.521.3426

**TO THE MEMBERS OF THE OKLAHOMA
HORSE RACING COMMISSION**

We performed an audit in accordance with the OHRC Gaming Contract and Title 3A of the Oklahoma Statutes for Gaming. The information presented in this report is derived from gaming data obtained from the gaming vendors and licensees located at Will Rogers Downs and Remington Park for the month of April 2015.

Because our procedures do not constitute an audit conducted in accordance with generally accepted auditing standards, we do not express such an opinion on the information. This report relates only to this information and does not extend to any financial statements of the racetracks or racinos.

In planning and performing these procedures, we considered the internal control structure of the gaming departments; however, our procedures were substantially less in scope than the procedures we would have applied if we had been engaged to express an opinion on the internal controls. Accordingly, we do not express an opinion on their internal control structure.

Sincerely,

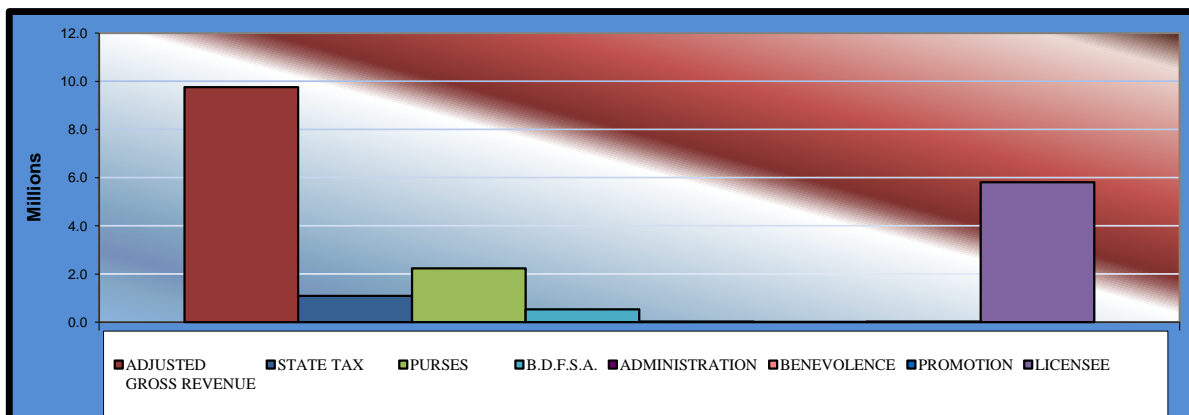
A handwritten signature in blue ink that reads "Gary A. Jones". The signature is fluid and cursive, with the first name "Gary" being the most prominent.

GARY A. JONES, CPA, CFE
OKLAHOMA STATE AUDITOR & INSPECTOR

May 14, 2015

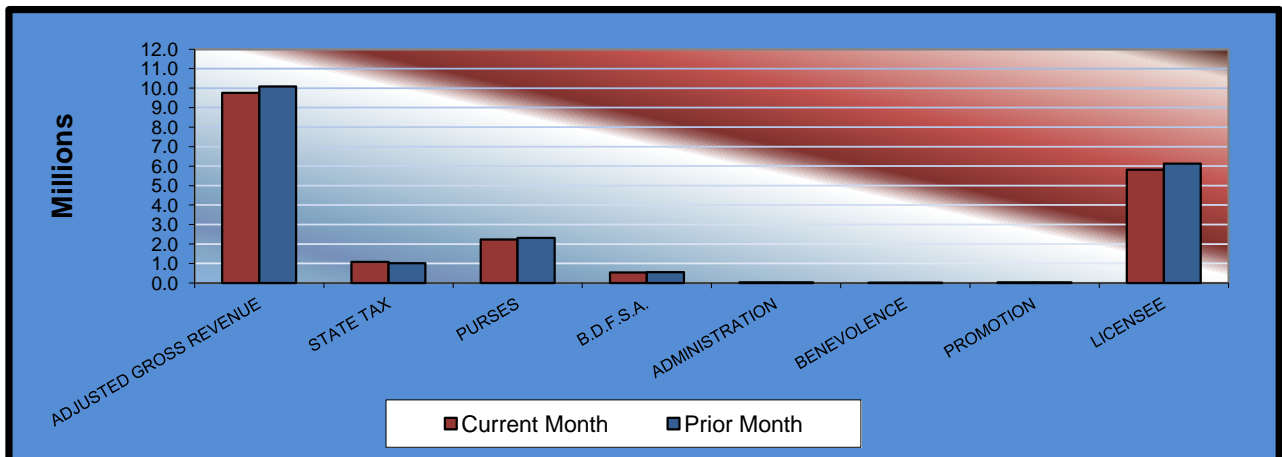
Gaming at Oklahoma Horse Racing Tracks Will Rogers Downs and Remington Park Total Gaming Revenue April 2015

	<u>TOTAL</u>	<u>WILL ROGERS DOWNS</u>	<u>REMINGTON PARK</u>
Gaming Days This Month	60	30	30
Adjusted Gross Revenue	<u>\$9,751,763.79</u>	<u>\$1,566,395.71</u>	<u>\$8,185,368.08</u>
State Tax			
Higher Education Trust Fund	130,578.12	18,796.74	111,781.38
Education Reform	957,572.91	137,842.81	819,730.10
Purse Fund			
<u>Purses</u>			
Thoroughbred	1,121,894.57	170,345.53	951,549.04
Quarterhorse	990,247.89	155,954.25	834,293.64
Paint & Appaloosa	125,988.96	17,328.20	108,660.76
<u>Breeding Development Fund</u>			
<u>Special Account</u>			
Thoroughbred	266,120.00	20,558.96	245,561.04
Quarterhorse	258,965.21	15,859.78	243,105.43
Paint & Appaloosa	12,812.46	1,762.21	11,050.25
<u>Administration</u>			
Thoroughbred	14,236.06	1,958.01	12,278.05
Quarterhorse	12,812.46	1,762.21	11,050.25
Paint & Appaloosa	1,423.63	195.82	1,227.81
<u>Benevolence</u>			
Thoroughbred	7,118.04	979.01	6,139.03
Quarterhorse	6,406.15	881.03	5,525.12
Paint & Appaloosa	711.79	97.90	613.89
<u>Promotions</u>			
Thoroughbred	14,236.06	1,958.01	12,278.05
Quarterhorse	12,812.46	1,762.21	11,050.25
Paint & Appaloosa	1,423.63	195.82	1,227.81
Licensee	\$5,816,403.39	\$1,018,157.21	\$4,798,246.18



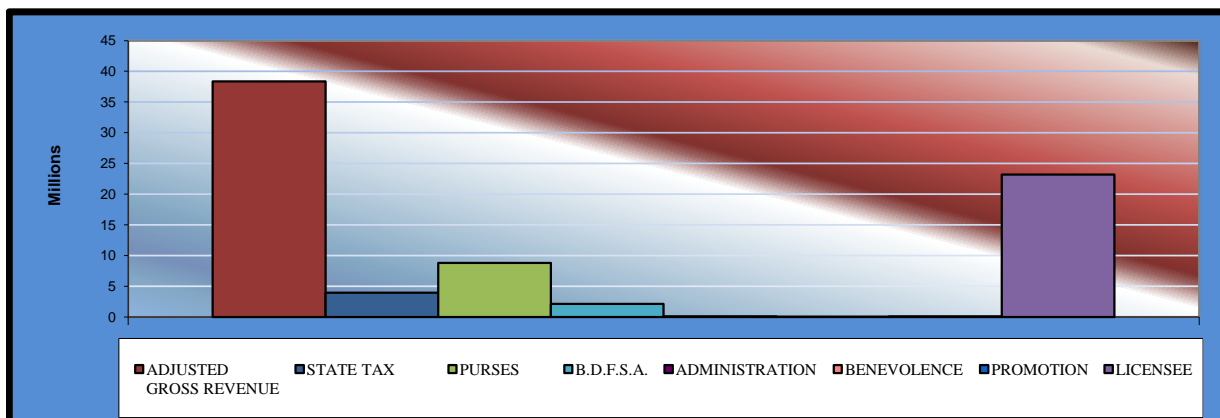
**Gaming at Oklahoma Horse Racing Tracks
Will Rogers Downs and Remington Park
Comparison of Prior Month and Prior Year Month
April 2015**

	<u>TOTAL</u>	<u>PRIOR MONTH</u>	<u>% CHANGE</u>	<u>PRIOR YEAR</u>	<u>% CHANGE</u>
Gaming Days	60	62	-3.23%	60	0.00%
Adjusted Gross Revenue	\$9,751,763.79	\$10,086,496.94	-3.32%	\$9,498,122.90	2.67%
State Tax					
Higher Education Trust Fund	130,578.12	121,037.96	7.88%	131,110.49	-0.41%
Education Reform	957,572.91	887,611.73	7.88%	961,476.90	-0.41%
Purse Fund					
<u>Purses</u>					
Thoroughbred	1,121,894.57	1,160,253.00	-3.31%	1,094,172.36	2.53%
Quarterhorse	990,247.89	1,024,190.93	-3.31%	964,951.08	2.62%
Paint & Appaloosa	125,988.96	130,269.06	-3.29%	123,142.18	2.31%
<u>Breeding Development Fund</u>					
<u>Special Account</u>					
Thoroughbred	266,120.00	274,914.76	-3.20%	262,478.72	1.39%
Quarterhorse	258,965.21	267,459.96	-3.18%	256,034.89	1.14%
Paint & Appaloosa	12,812.46	13,247.72	-3.29%	12,522.93	2.31%
<u>Administration</u>					
Thoroughbred	14,236.06	14,719.66	-3.29%	13,914.37	2.31%
Quarterhorse	12,812.46	13,247.72	-3.29%	12,522.93	2.31%
Paint & Appaloosa	1,423.63	1,471.97	-3.28%	1,391.44	2.31%
<u>Benevolence</u>					
Thoroughbred	7,118.04	7,359.82	-3.29%	6,957.19	2.31%
Quarterhorse	6,406.15	6,623.85	-3.29%	6,261.46	2.31%
Paint & Appaloosa	711.79	735.97	-3.29%	695.71	2.31%
<u>Promotions</u>					
Thoroughbred	14,236.06	14,719.66	-3.29%	13,914.37	2.31%
Quarterhorse	12,812.46	13,247.72	-3.29%	12,522.93	2.31%
Paint & Appaloosa	1,423.63	1,471.97	-3.28%	1,391.44	2.31%
Licensee	\$5,816,403.39	\$6,133,913.48	-5.18%	\$5,622,661.51	3.45%



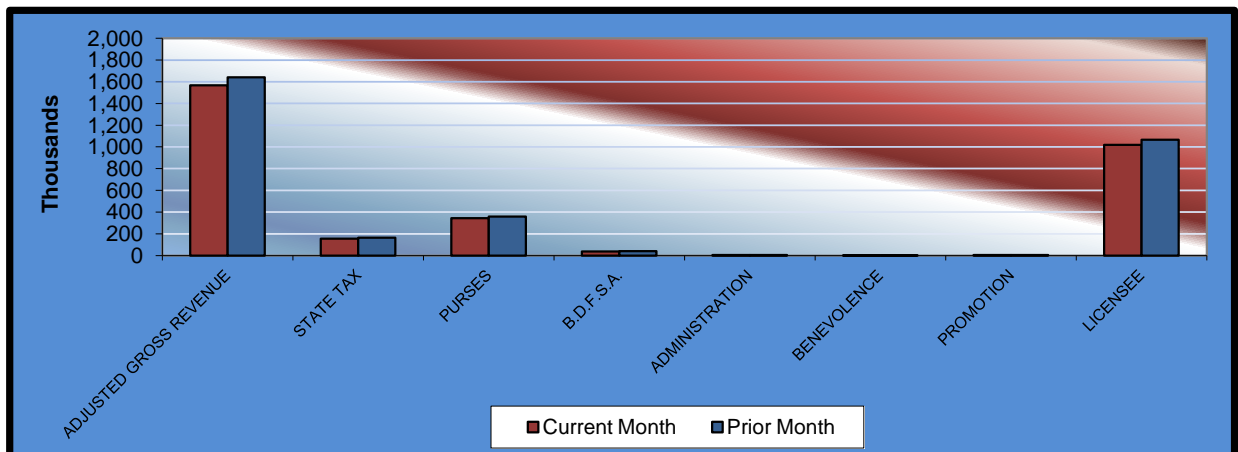
Gaming at Oklahoma Horse Racing Tracks Will Rogers Downs and Remington Park Year to Date Gaming Totals April 2015

	<u>TOTAL</u>	<u>WILL ROGERS DOWNS</u>	<u>REMINGTON PARK</u>
Gaming Days This Year	240	120	120
Adjusted Gross Revenue	<u>\$38,336,461.79</u>	<u>\$6,076,968.44</u>	<u>\$32,259,493.35</u>
State Tax			
Higher Education Trust Fund	473,594.47	72,923.59	400,670.88
Education Reform	3,473,026.33	534,773.21	2,938,253.12
Purse Fund			
<u>Purses</u>			
Thoroughbred	4,411,036.47	660,870.37	3,750,166.10
Quarterhorse	3,893,086.99	605,038.13	3,288,048.86
Paint & Appaloosa	495,471.16	67,226.39	428,244.77
<u>Breeding Development Fund</u>			
<u>Special Account</u>			
Thoroughbred	1,047,545.03	79,760.24	967,784.79
Quarterhorse	1,019,636.26	61,529.32	958,106.94
Paint & Appaloosa	50,386.93	6,836.60	43,550.33
<u>Administration</u>			
Thoroughbred	55,985.44	7,596.21	48,389.23
Quarterhorse	50,386.92	6,836.59	43,550.33
Paint & Appaloosa	5,598.61	759.67	4,838.94
<u>Benevolence</u>			
Thoroughbred	27,992.71	3,798.08	24,194.63
Quarterhorse	25,193.41	3,418.26	21,775.15
Paint & Appaloosa	2,799.25	379.82	2,419.43
<u>Promotions</u>			
Thoroughbred	55,985.44	7,596.21	48,389.23
Quarterhorse	50,386.92	6,836.59	43,550.33
Paint & Appaloosa	5,598.61	759.67	4,838.94
Licensee	\$23,192,750.84	\$3,950,029.49	\$19,242,721.35



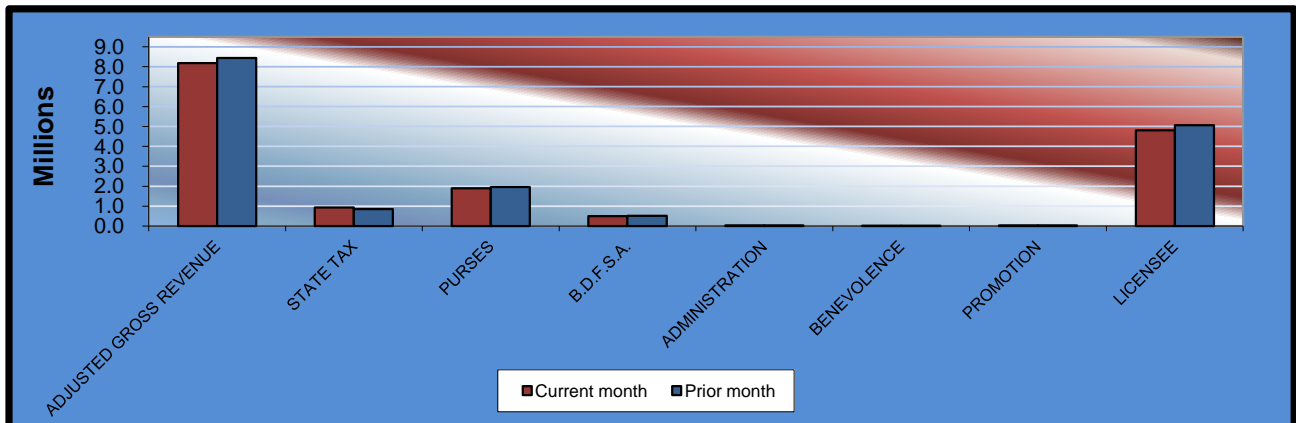
**Gaming at Oklahoma Horse Racing Tracks
Will Rogers Downs and Remington Park
Will Rogers Downs Revenue
April 2015**

<u>Will Rogers Downs</u>	<u>CURRENT MONTH</u>	<u>PRIOR MONTH</u>	<u>% CHANGE</u>	<u>April 2014</u>	<u>% CHANGE</u>
Gaming Days	30	31	-3.23%	30	0.00%
Adjusted Gross Revenue	\$1,566,395.71	\$1,640,306.23	-4.51%	\$1,331,257.18	17.66%
State Tax					
Higher Education Trust Fund	18,796.74	19,683.67	-4.51%	15,975.09	17.66%
Education Reform	137,842.81	144,346.95	-4.51%	117,150.63	17.66%
Purse Fund					
<u>Purses</u>					
Thoroughbred	170,345.53	178,383.33	-4.51%	144,774.22	17.66%
Quarterhorse	155,954.25	163,312.94	-4.51%	132,543.29	17.66%
Paint & Appaloosa	17,328.20	18,145.88	-4.51%	14,727.04	17.66%
<u>Breeding Development Fund</u>					
<u>Special Account</u>					
Thoroughbred	20,558.96	21,529.04	-4.51%	17,472.75	17.66%
Quarterhorse	15,859.78	16,608.10	-4.51%	13,478.98	17.66%
Paint & Appaloosa	1,762.21	1,845.36	-4.51%	1,497.66	17.66%
<u>Administration</u>					
Thoroughbred	1,958.01	2,050.37	-4.50%	1,664.07	17.66%
Quarterhorse	1,762.21	1,845.36	-4.51%	1,497.66	17.66%
Paint & Appaloosa	195.82	205.04	-4.50%	166.41	17.67%
<u>Benevolence</u>					
Thoroughbred	979.01	1,025.18	-4.50%	832.04	17.66%
Quarterhorse	881.03	922.67	-4.51%	748.83	17.65%
Paint & Appaloosa	97.90	102.52	-4.51%	83.20	17.67%
<u>Promotions</u>					
Thoroughbred	1,958.01	2,050.37	-4.50%	1,664.07	17.66%
Quarterhorse	1,762.21	1,845.36	-4.51%	1,497.66	17.66%
Paint & Appaloosa	195.82	205.04	-4.50%	166.41	17.67%
Licensee	\$1,018,157.21	\$1,066,199.05	-4.51%	\$865,317.17	17.66%

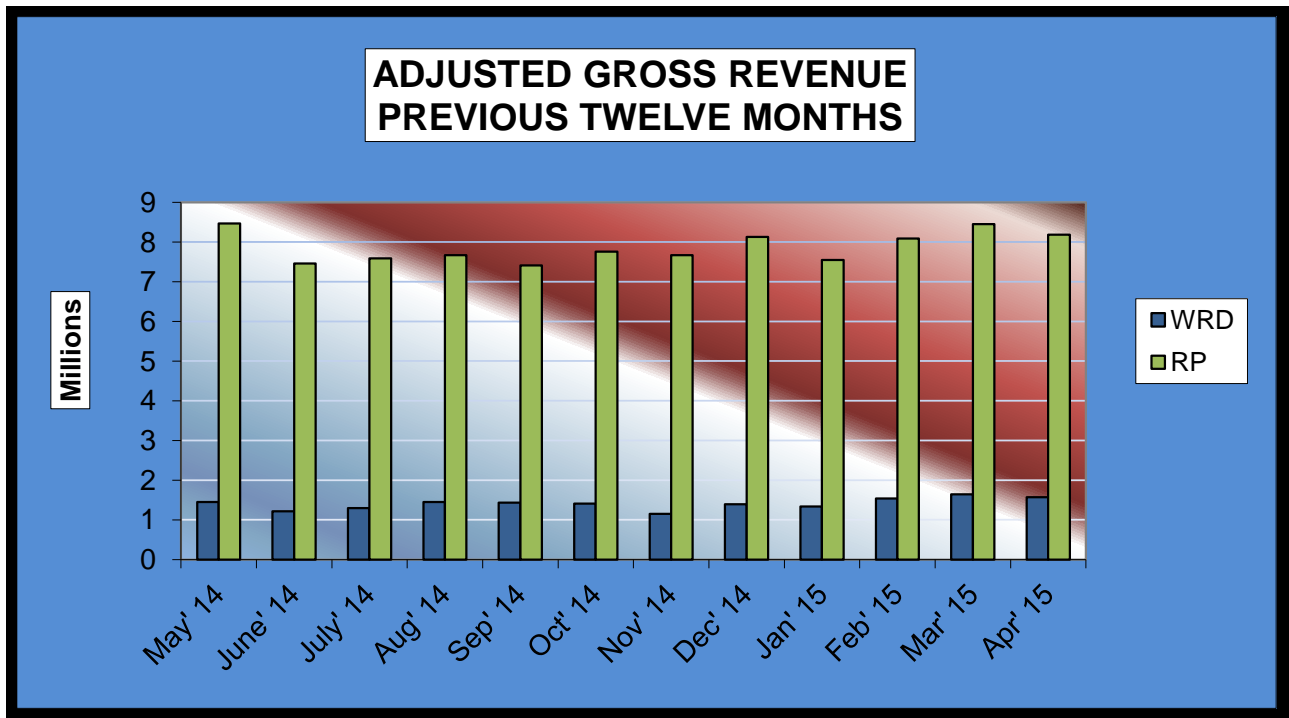


Gaming at Oklahoma Horse Racing Tracks Will Rogers Downs and Remington Park Remington Park Revenue April 2015

<u>Remington Park</u>	<u>CURRENT MONTH</u>	<u>PRIOR MONTH</u>	<u>% CHANGE</u>	<u>April 2014</u>	<u>% CHANGE</u>
Gaming Days	30	31	-3.23%	30	0.00%
Adjusted Gross Revenue	\$ 8,185,368.08	\$8,446,190.71	-3.09%	\$8,166,865.72	0.23%
State Tax					
Higher Education Trust Fund	111,781.38	101,354.29	10.29%	115,135.40	-2.91%
Education Reform	819,730.10	743,264.78	10.29%	844,326.27	-2.91%
Purse Fund					
<u>Purses</u>					
Thoroughbred	951,549.04	981,869.67	-3.09%	949,398.14	0.23%
Quarterhorse	834,293.64	860,877.99	-3.09%	832,407.79	0.23%
Paint & Appaloosa	108,660.76	112,123.18	-3.09%	108,415.14	0.23%
<u>Breeding Development Fund</u>					
<u>Special Account</u>					
Thoroughbred	245,561.04	253,385.72	-3.09%	245,005.97	0.23%
Quarterhorse	243,105.43	250,851.86	-3.09%	242,555.91	0.23%
Paint & Appaloosa	11,050.25	11,402.36	-3.09%	11,025.27	0.23%
<u>Administration</u>					
Thoroughbred	12,278.05	12,669.29	-3.09%	12,250.30	0.23%
Quarterhorse	11,050.25	11,402.36	-3.09%	11,025.27	0.23%
Paint & Appaloosa	1,227.81	1,266.93	-3.09%	1,225.03	0.23%
<u>Benevolence</u>					
Thoroughbred	6,139.03	6,334.64	-3.09%	6,125.15	0.23%
Quarterhorse	5,525.12	5,701.18	-3.09%	5,512.63	0.23%
Paint & Appaloosa	613.89	633.45	-3.09%	612.51	0.23%
<u>Promotions</u>					
Thoroughbred	12,278.05	12,669.29	-3.09%	12,250.30	0.23%
Quarterhorse	11,050.25	11,402.36	-3.09%	11,025.27	0.23%
Paint & Appaloosa	1,227.81	1,266.93	-3.09%	1,225.03	0.23%
Licensee	\$ 4,798,246.18	\$5,067,714.43	-5.32%	\$4,757,344.34	0.86%



**Gaming at Oklahoma Horse Racing Tracks
Will Rogers Downs and Remington Park
Prior Twelve Month Graph
April 2015**





OFFICE OF THE STATE AUDITOR & INSPECTOR
2300 N. LINCOLN BOULEVARD, ROOM 100
OKLAHOMA CITY, OK 73105-4896

WWW.SAI.OK.GOV