

CONTRACT AUDIT

**OKLAHOMA HORSE RACING COMMISSION
AUDIT REPORT OF GAMING OPERATIONS
WILL ROGERS DOWNS AND
REMINGTON PARK**

April 2018



*Independently serving the citizens of
Oklahoma by promoting the
accountability and fiscal integrity of
governmental funds.*



Oklahoma State
Auditor & Inspector
Gary A. Jones, CPA, CFE

**OKLAHOMA HORSE RACING COMMISSION
AUDIT REPORT OF GAMING OPERATIONS
WILL ROGERS DOWNS AND REMINGTON PARK
APRIL 2018**

This publication, issued by the Oklahoma State Auditor and Inspector's Office as authorized by 74 O.S. § 212, has not been printed, but is available on the agency's website (www.sai.ok.gov) and in the Oklahoma Department of Libraries Publications Clearinghouse Digital Collection (<http://digitalprairie.ok.gov/cdm/search/collection/audits/>) pursuant to 65 O.S. § 3-114.



Oklahoma State Auditor & Inspector

2300 N. Lincoln Blvd. • State Capitol, Room 100 • Oklahoma City, OK 73105 • Phone: 405.521.3495 • Fax: 405.521.3426

May 14, 2018

**TO THE MEMBERS OF THE OKLAHOMA
HORSE RACING COMMISSION**

Transmitted herewith is the Audit Report of Gaming Operations for Will Rogers Downs and Remington Park for the month of April 2018. The report is the result of our monitoring and data accumulation in accordance with the State Auditor and Inspector's contract with the Oklahoma Horse Racing Commission (OHRC) and Title 3A of the Oklahoma Statutes for Gaming.

The goal of the State Auditor and Inspector is to promote accountability and fiscal integrity in state and local government. Maintaining our independence as we provide this service to the taxpayers of Oklahoma is of utmost importance.

We wish to take this opportunity to express our appreciation for the assistance and cooperation extended to our Office during our engagement.

Sincerely,

A handwritten signature in blue ink that reads "Gary A. Jones".

GARY A. JONES, CPA, CFE
OKLAHOMA STATE AUDITOR & INSPECTOR

**OKLAHOMA HORSE RACING COMMISSION
Audit Report of Gaming Operations
Will Rogers Downs and Remington Park
For the Month of April 2018**

TABLE OF CONTENTS

	<u>PAGE</u>
STATE AUDITOR AND INSPECTOR LETTER	4
TOTAL GAMING REVENUE	5
COMPARISON OF PRIOR MONTH AND PRIOR YEAR	6
YEAR TO DATE GAMING TOTALS.....	7
WILL ROGERS DOWNS REVENUE.....	8
REMINGTON PARK REVENUE.....	9
PRIOR TWELVE MONTH GRAPH.....	10



Oklahoma State Auditor & Inspector

2300 N. Lincoln Blvd. • State Capitol, Room 100 • Oklahoma City, OK 73105 • Phone: 405.521.3495 • Fax: 405.521.3426

To THE MEMBERS OF THE OKLAHOMA HORSE RACING COMMISSION

We performed an audit in accordance with the OHRC Gaming Contract and Title 3A of the Oklahoma Statutes for Gaming. The information presented in this report is derived from gaming data obtained from the gaming vendors and licensees located at Will Rogers Downs and Remington Park for the month of April 2018.

Because our procedures do not constitute an audit conducted in accordance with generally accepted auditing standards, we do not express such an opinion on the information. This report relates only to this information and does not extend to any financial statements of the racetracks or racinos.

In planning and performing these procedures, we considered the internal control structure of the gaming departments; however, our procedures were substantially less in scope than the procedures we would have applied if we had been engaged to express an opinion on the internal controls. Accordingly, we do not express an opinion on their internal control structure.

Sincerely,

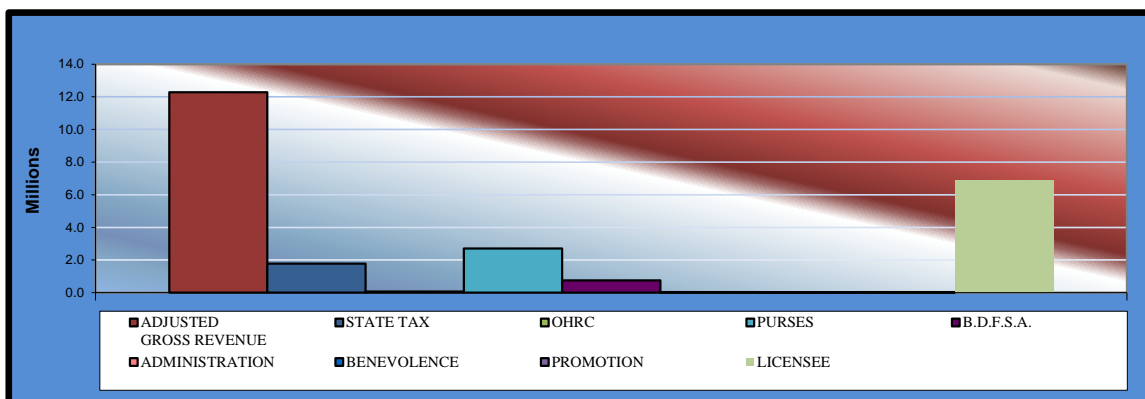
A handwritten signature in blue ink that reads "Gary A. Jones". The signature is written in a cursive style with a large, looped initial "G".

GARY A. JONES, CPA, CFE
OKLAHOMA STATE AUDITOR & INSPECTOR

May 14, 2018

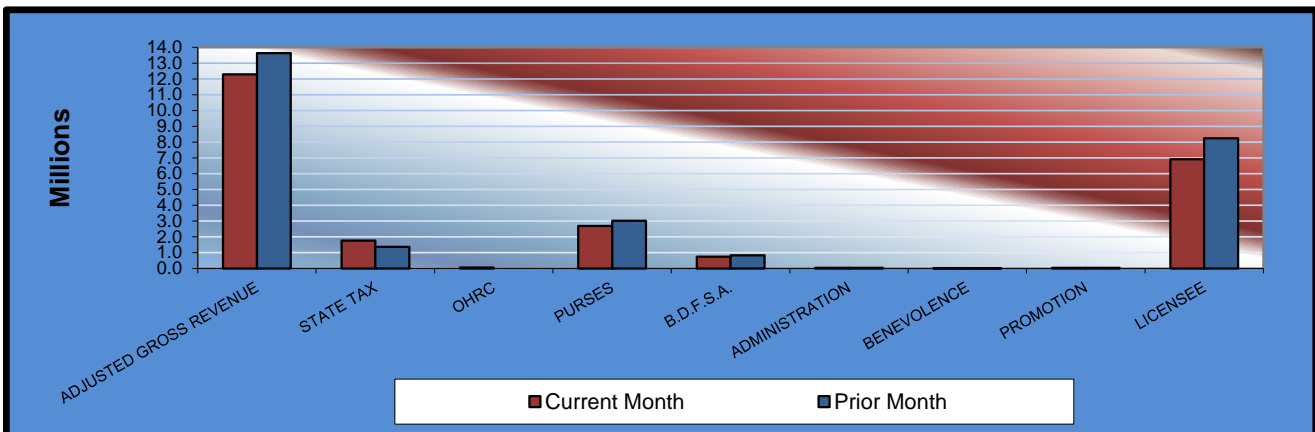
Gaming at Oklahoma Horse Racing Tracks Will Rogers Downs and Remington Park Total Gaming Revenue April 2018

	<u>TOTAL</u>	<u>WILL ROGERS DOWNS</u>	<u>REMINGTON PARK</u>
Gaming Days This Month	60	30	30
Adjusted Gross Revenue	<u>\$12,281,060.26</u>	<u>\$1,862,336.34</u>	<u>\$10,418,723.92</u>
State Tax			
General Revenue Fund	212,817.85	22,348.04	190,469.81
Education Reform	1,560,664.20	163,885.60	1,396,778.60
Oklahoma Horse Racing Commission	61,405.33	9,311.68	52,093.65
Purse Fund			
<u>Purses</u>			
Thoroughbred	1,392,116.79	200,503.71	1,191,613.08
Quarterhorse	1,159,149.85	183,564.69	975,585.16
Paint & Appaloosa	147,245.25	20,396.12	126,849.13
<u>Breeding Development Fund</u>			
<u>Special Account</u>			
Thoroughbred	331,711.77	24,198.72	307,513.05
Quarterhorse	392,295.97	18,667.61	373,628.36
Paint & Appaloosa	25,137.65	2,074.17	23,063.48
<u>Administration</u>			
Thoroughbred	17,680.30	2,304.65	15,375.65
Quarterhorse	15,912.26	2,074.17	13,838.09
Paint & Appaloosa	1,768.04	230.47	1,537.57
<u>Benevolence</u>			
Thoroughbred	8,840.16	1,152.33	7,687.83
Quarterhorse	7,956.12	1,037.08	6,919.04
Paint & Appaloosa	884.01	115.23	768.78
<u>Promotions</u>			
Thoroughbred	17,680.30	2,304.65	15,375.65
Quarterhorse	15,912.26	2,074.17	13,838.09
Paint & Appaloosa	1,768.04	230.47	1,537.57
Licensee	\$6,910,114.11	\$1,205,862.78	\$5,704,251.33



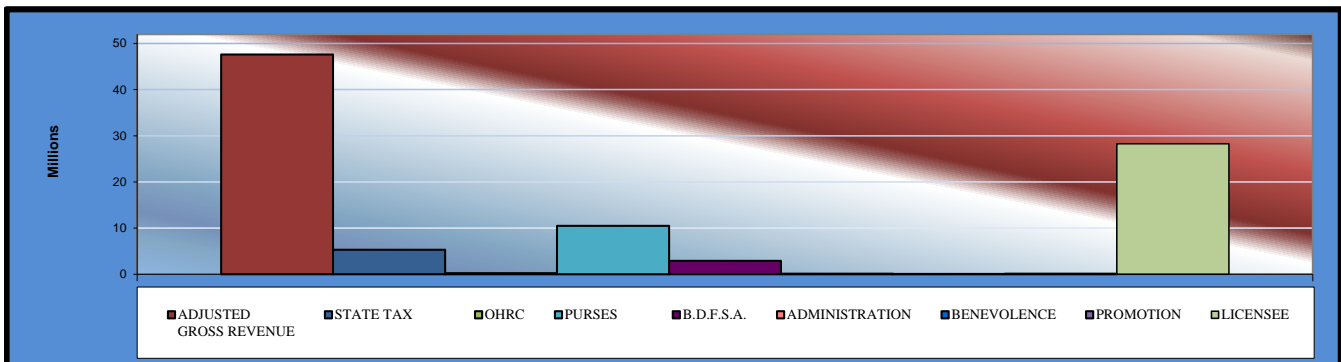
Gaming at Oklahoma Horse Racing Tracks Will Rogers Downs and Remington Park Comparison of Prior Month and Prior Year April 2018

	<u>TOTAL</u>	<u>PRIOR MONTH</u>	<u>% CHANGE</u>	<u>April 2017</u>	<u>% CHANGE</u>
Gaming Days	60	62	-3.23%	60	0.00%
Adjusted Gross Revenue	\$12,281,060.26	\$13,627,001.56	-9.88%	\$10,037,600.33	22.35%
State Tax					
General Revenue Fund	212,817.85	163,944.45	29.81%	133,720.14	59.15%
Education Reform	1,560,664.20	1,202,259.31	29.81%	980,614.39	59.15%
Oklahoma Horse Racing Commission	61,405.33	68,135.00	-9.88%	0.00	100.00%
Purse Fund					
<u>Purses</u>					
Thoroughbred	1,392,116.79	1,554,796.55	-10.46%	1,154,613.53	20.57%
Quarterhorse	1,159,149.85	1,295,008.37	-10.49%	962,499.27	20.43%
Paint & Appaloosa	147,245.25	164,432.28	-10.45%	122,070.23	20.62%
<u>Breeding Development Fund</u>					
<u>Special Account</u>					
Thoroughbred	331,711.77	369,903.22	-10.32%	273,548.58	21.26%
Quarterhorse	392,295.97	437,221.42	-10.28%	322,846.61	21.51%
Paint & Appaloosa	25,137.65	28,037.69	-10.34%	20,745.96	21.17%
<u>Administration</u>					
Thoroughbred	17,680.30	19,740.52	-10.44%	14,647.81	20.70%
Quarterhorse	15,912.26	17,766.45	-10.44%	13,183.04	20.70%
Paint & Appaloosa	1,768.04	1,974.05	-10.44%	1,464.78	20.70%
<u>Benevolence</u>					
Thoroughbred	8,840.16	9,870.26	-10.44%	7,323.91	20.70%
Quarterhorse	7,956.12	8,883.28	-10.44%	6,591.51	20.70%
Paint & Appaloosa	884.01	987.03	-10.44%	732.39	20.70%
<u>Promotions</u>					
Thoroughbred	17,680.30	19,740.52	-10.44%	14,647.81	20.70%
Quarterhorse	15,912.26	17,766.45	-10.44%	13,183.04	20.70%
Paint & Appaloosa	1,768.04	1,974.05	-10.44%	1,464.78	20.70%
Licensee	\$6,910,114.11	\$8,244,560.66	-16.19%	\$5,993,702.55	15.29%



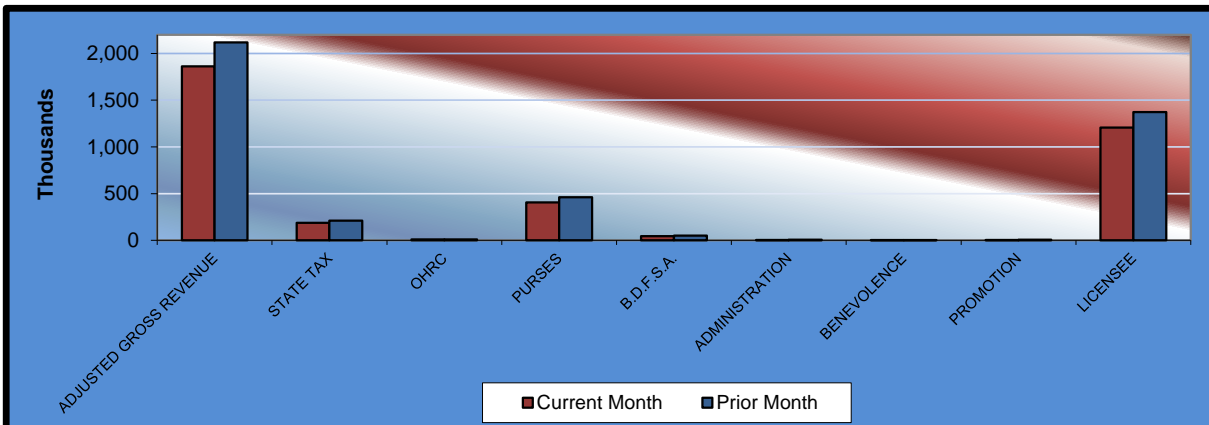
Gaming at Oklahoma Horse Racing Tracks Will Rogers Downs and Remington Park Year to Date Gaming Totals Comparison April 2018

	WILL ROGERS DOWNS	REMINGTON PARK	2018 TOTAL	2017 TOTAL	% CHANGE
Gaming Days This Year	120	120	240	240	0.00%
Adjusted Gross Revenue	<u>\$7,116,596.50</u>	<u>\$40,488,796.43</u>	<u>\$47,605,392.93</u>	<u>\$38,731,746.02</u>	22.91%
State Tax					
General Revenue Fund	85,399.17	\$551,731.12	637,130.29	478,049.89	33.28%
Education Reform	626,260.49	\$4,046,028.17	4,672,288.66	3,505,699.20	33.28%
Oklahoma Horse Racing Commission	35,582.94	\$202,444.04	238,026.98	0.00	100.00%
Purse Fund					
<u>Purses</u>					
Thoroughbred	766,190.49	\$4,658,128.63	5,424,319.12	4,453,663.55	21.79%
Quarterhorse	701,460.70	\$3,813,654.99	4,515,115.69	3,616,143.47	24.86%
Paint & Appaloosa	77,940.12	\$495,865.30	573,805.42	446,816.67	28.42%
<u>Breeding Development Fund</u>					
<u>Special Account</u>					
Thoroughbred	92,471.26	\$1,202,097.71	1,294,568.97	1,051,923.07	23.07%
Quarterhorse	71,335.00	\$1,460,548.72	1,531,883.72	1,338,884.43	14.41%
Paint & Appaloosa	7,926.10	\$90,157.32	98,083.42	103,741.97	-5.45%
<u>Administration</u>					
Thoroughbred	8,806.80	\$60,104.88	68,911.68	56,467.57	22.04%
Quarterhorse	7,926.09	\$54,094.40	62,020.49	50,820.81	22.04%
Paint & Appaloosa	880.68	\$6,010.49	6,891.17	5,646.77	22.04%
<u>Benevolence</u>					
Thoroughbred	4,403.41	\$30,052.44	34,455.85	28,233.78	22.04%
Quarterhorse	3,963.10	\$27,047.19	31,010.29	25,410.40	22.04%
Paint & Appaloosa	440.34	\$3,005.25	3,445.59	2,823.38	22.04%
<u>Promotions</u>					
Thoroughbred	8,806.80	\$60,104.87	68,911.67	56,467.56	22.04%
Quarterhorse	7,926.09	\$54,094.40	62,020.49	50,820.81	22.04%
Paint & Appaloosa	880.68	\$6,010.49	6,891.17	5,646.77	22.04%
Licensee	\$4,607,996.24	\$23,667,616.02	28,275,612.26	\$23,454,485.92	20.56%



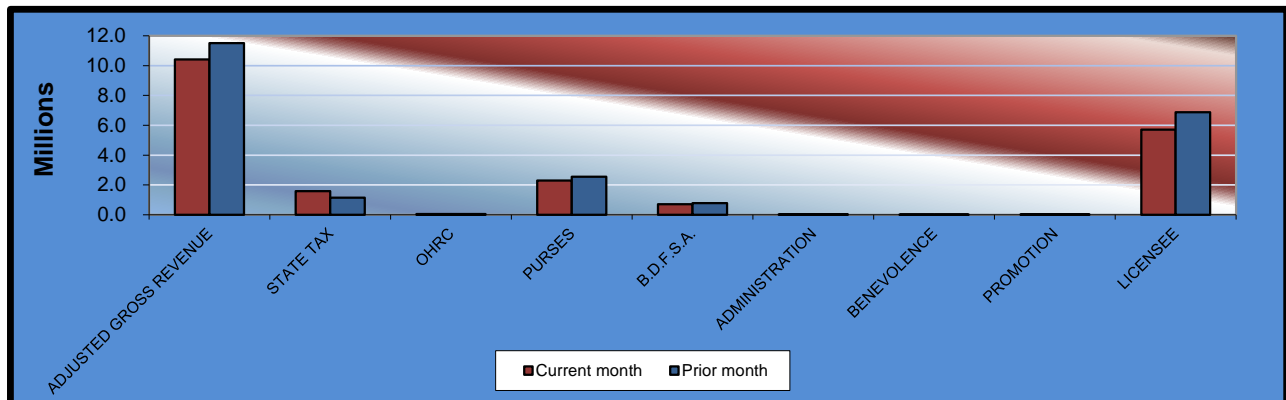
**Gaming at Oklahoma Horse Racing Tracks
Will Rogers Downs and Remington Park
Will Rogers Downs Revenue
April 2018**

<u>Will Rogers Downs</u>	<u>CURRENT MONTH</u>	<u>PRIOR MONTH</u>	<u>% CHANGE</u>	<u>April 2017</u>	<u>% CHANGE</u>
Gaming Days	30	31	-3.23%	30	0.00%
Adjusted Gross Revenue	\$1,862,336.34	\$2,118,617.42	-12.10%	\$1,634,337.06	13.95%
State Tax					
General Revenue Fund	22,348.04	25,423.40	-12.10%	19,612.04	13.95%
Education Reform	163,885.60	186,438.32	-12.10%	143,821.66	13.95%
Oklahoma Horse Racing Commission					
	9,311.68	10,593.04	-12.10%	0.00	100.00%
Purse Fund					
<u>Purses</u>					
Thoroughbred	200,503.71	228,095.65	-12.10%	177,734.17	12.81%
Quarterhorse	183,564.69	208,825.50	-12.10%	162,718.69	12.81%
Paint & Appaloosa	20,396.12	23,202.83	-12.10%	18,079.85	12.81%
<u>Breeding Development Fund</u>					
<u>Special Account</u>					
Thoroughbred	24,198.72	27,528.79	-12.10%	21,450.68	12.81%
Quarterhorse	18,667.61	21,236.49	-12.10%	16,547.66	12.81%
Paint & Appaloosa	2,074.17	2,359.61	-12.10%	1,838.62	12.81%
<u>Administration</u>					
Thoroughbred	2,304.65	2,621.80	-12.10%	2,042.92	12.81%
Quarterhorse	2,074.17	2,359.60	-12.10%	1,838.63	12.81%
Paint & Appaloosa	230.47	262.18	-12.09%	204.29	12.82%
<u>Benevolence</u>					
Thoroughbred	1,152.33	1,310.90	-12.10%	1,021.46	12.81%
Quarterhorse	1,037.08	1,179.86	-12.10%	919.31	12.81%
Paint & Appaloosa	115.23	131.09	-12.10%	102.15	12.80%
<u>Promotions</u>					
Thoroughbred	2,304.65	2,621.80	-12.10%	2,042.92	12.81%
Quarterhorse	2,074.17	2,359.60	-12.10%	1,838.63	12.81%
Paint & Appaloosa	230.47	262.18	-12.09%	204.29	12.82%
Licensee	\$1,205,862.78	\$1,371,804.78	-12.10%	\$1,062,319.09	13.51%

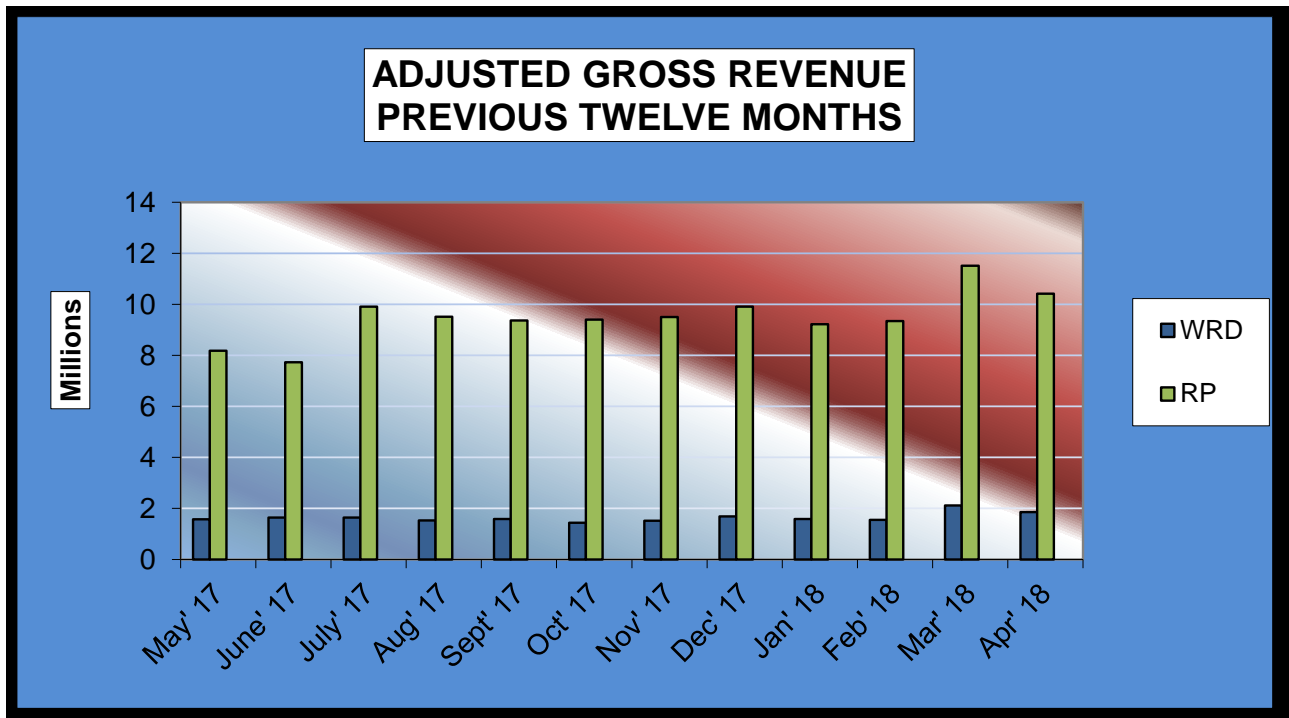


Gaming at Oklahoma Horse Racing Tracks Will Rogers Downs and Remington Park Remington Park Revenue April 2018

<u>Remington Park</u>	<u>CURRENT MONTH</u>	<u>PRIOR MONTH</u>	<u>% CHANGE</u>	<u>April 2017</u>	<u>% CHANGE</u>
Gaming Days	30	31	-3.23%	30	0.00%
Adjusted Gross Revenue	\$10,418,723.92	\$11,508,384.14	-9.47%	\$8,403,263.27	23.98%
State Tax					
General Revenue Fund	190,469.81	138,521.05	37.50%	114,108.10	66.92%
Education Reform	1,396,778.60	1,015,820.99	37.50%	836,792.73	66.92%
Oklahoma Horse Racing Commission					
	52,093.65	57,541.96	-9.47%	0.00	100.00%
Purse Fund					
<u>Purses</u>					
Thoroughbred	1,191,613.08	1,326,700.90	-10.18%	976,879.36	21.98%
Quarterhorse	975,585.16	1,086,182.87	-10.18%	799,780.58	21.98%
Paint & Appaloosa	126,849.13	141,229.45	-10.18%	103,990.38	21.98%
<u>Breeding Development Fund</u>					
<u>Special Account</u>					
Thoroughbred	307,513.05	342,374.43	-10.18%	252,097.90	21.98%
Quarterhorse	373,628.36	415,984.93	-10.18%	306,298.95	21.98%
Paint & Appaloosa	23,063.48	25,678.08	-10.18%	18,907.34	21.98%
<u>Administration</u>					
Thoroughbred	15,375.65	17,118.72	-10.18%	12,604.89	21.98%
Quarterhorse	13,838.09	15,406.85	-10.18%	11,344.41	21.98%
Paint & Appaloosa	1,537.57	1,711.87	-10.18%	1,260.49	21.98%
<u>Benevolence</u>					
Thoroughbred	7,687.83	8,559.36	-10.18%	6,302.45	21.98%
Quarterhorse	6,919.04	7,703.42	-10.18%	5,672.20	21.98%
Paint & Appaloosa	768.78	855.94	-10.18%	630.24	21.98%
<u>Promotions</u>					
Thoroughbred	15,375.65	17,118.72	-10.18%	12,604.89	21.98%
Quarterhorse	13,838.09	15,406.85	-10.18%	11,344.41	21.98%
Paint & Appaloosa	1,537.57	1,711.87	-10.18%	1,260.49	21.98%
Licensee	\$5,704,251.33	\$6,872,755.88	-17.00%	\$4,931,383.46	15.67%



Gaming at Oklahoma Horse Racing Tracks
Will Rogers Downs and Remington Park
Prior Twelve Month Graph
April 2018





OFFICE OF THE STATE AUDITOR & INSPECTOR
2300 N. LINCOLN BOULEVARD, ROOM 100
OKLAHOMA CITY, OK 73105-4896

WWW.SAI.OK.GOV