



OKLAHOMA HORSE RACING COMMISSION AUDIT REPORT OF GAMING OPERATIONS WILL ROGERS DOWNS AND REMINGTON PARK

Contract Audit

April 2022

Cindy Byrd, CPA
State Auditor & Inspector

**OKLAHOMA HORSE RACING COMMISSION
AUDIT REPORT OF GAMING OPERATIONS
WILL ROGERS DOWNS AND REMINGTON PARK
APRIL 2022**

This publication, issued by the Oklahoma State Auditor and Inspector's Office as authorized by 74 O.S. § 212, has not been printed, but is available on the agency's website (www.sai.ok.gov) and in the Oklahoma Department of Libraries Publications Clearinghouse Digital Collection (<http://digitalprairie.ok.gov/cdm/search/collection/audits/>) pursuant to 65 O.S. § 3-114.



May 17, 2022

**TO THE MEMBERS OF THE OKLAHOMA
HORSE RACING COMMISSION**

Transmitted herewith is the Audit Report of Gaming Operations for Will Rogers Downs and Remington Park for the month of April 2022. The report is the result of our monitoring and data accumulation in accordance with the State Auditor and Inspector's contract with the Oklahoma Horse Racing Commission (OHRC) and Title 3A of the Oklahoma Statutes for Gaming.

The goal of the State Auditor and Inspector is to promote accountability and fiscal integrity in state and local government. Maintaining our independence as we provide this service to the taxpayers of Oklahoma is of utmost importance.

We wish to take this opportunity to express our appreciation for the assistance and cooperation extended to our Office during our engagement.

Sincerely,

A handwritten signature in blue ink that reads "Cindy Byrd".

CINDY BYRD, CPA
OKLAHOMA STATE AUDITOR & INSPECTOR

**OKLAHOMA HORSE RACING COMMISSION
Audit Report of Gaming Operations
Will Rogers Downs and Remington Park
For the Month of April 2022**

TABLE OF CONTENTS

	<u>PAGE</u>
STATE AUDITOR AND INSPECTOR LETTER	4
TOTAL GAMING REVENUE	5
COMPARISON OF PRIOR MONTH AND PRIOR YEAR	6
YEAR TO DATE GAMING TOTALS.....	7
WILL ROGERS DOWNS REVENUE.....	8
REMINGTON PARK REVENUE.....	9
PRIOR TWELVE MONTH GRAPH.....	10



OKLAHOMA
Office of the State Auditor & Inspector

Cindy Byrd, CPA | State Auditor & Inspector

2300 N. Lincoln Blvd., Room 123, Oklahoma City, OK 73105 | 405.521.3495 | www.sai.ok.gov

**TO THE MEMBERS OF THE OKLAHOMA
HORSE RACING COMMISSION**

We performed an audit in accordance with the OHRC Gaming Contract and Title 3A of the Oklahoma Statutes for Gaming. The information presented in this report is derived from gaming data obtained from the gaming vendors and licensees located at Will Rogers Downs and Remington Park for the month of April 2022.

Because our procedures do not constitute an audit conducted in accordance with generally accepted auditing standards, we do not express such an opinion on the information. This report relates only to this information and does not extend to any financial statements of the racetracks or racinos.

In planning and performing these procedures, we considered the internal control structure of the gaming departments; however, our procedures were substantially less in scope than the procedures we would have applied if we had been engaged to express an opinion on the internal controls. Accordingly, we do not express an opinion on their internal control structure.

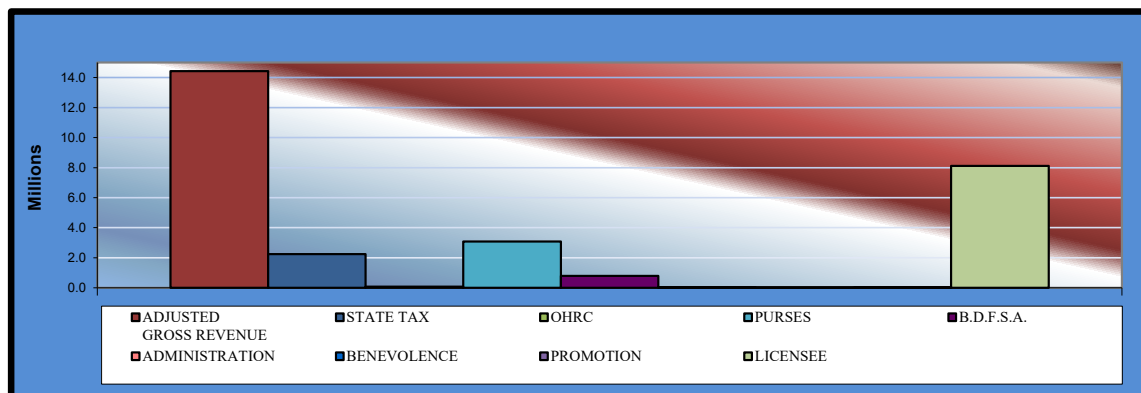
Sincerely,

CINDY BYRD, CPA
OKLAHOMA STATE AUDITOR & INSPECTOR

May 17, 2022

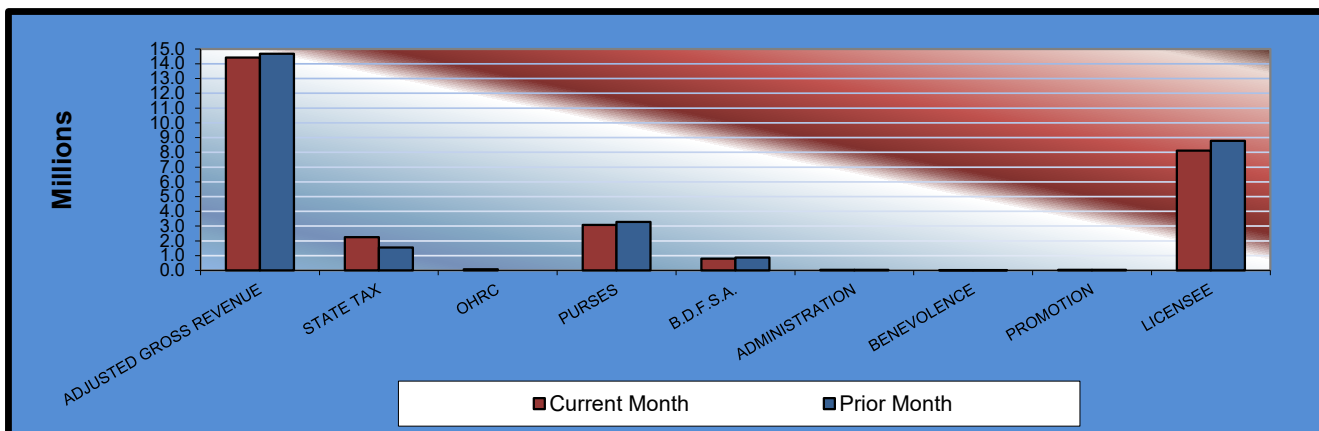
**Gaming at Oklahoma Horse Racing Tracks
Will Rogers Downs and Remington Park
Total Gaming Revenue
April 2022**

	<u>TOTAL</u>	<u>WILL ROGERS DOWNS</u>	<u>REMINGTON PARK</u>
Gaming Days This Month	60	30	30
Adjusted Gross Revenue	<u>\$14,416,057.87</u>	<u>\$2,238,761.59</u>	<u>\$12,177,296.28</u>
State Tax			
General Revenue Fund	269,512.48	26,865.14	242,647.34
Education Reform	1,976,424.85	197,011.01	1,779,413.84
Oklahoma Horse Racing Commission	72,080.28	11,193.80	60,886.48
Purse Fund			
<u>Purses</u>			
Thoroughbred	1,620,510.43	241,030.67	1,379,479.76
Quarterhorse	1,307,971.96	220,667.74	1,087,304.22
Paint & Appaloosa	157,325.70	24,518.64	132,807.06
Breeding Development Fund			
<u>Special Account</u>			
Thoroughbred	320,408.62	29,089.91	291,318.71
Quarterhorse	438,855.18	22,440.79	416,414.39
Paint & Appaloosa	36,766.21	2,493.42	34,272.79
<u>Administration</u>			
Thoroughbred	19,906.86	2,770.47	17,136.39
Quarterhorse	17,916.18	2,493.42	15,422.76
Paint & Appaloosa	1,990.69	277.05	1,713.64
<u>Benevolence</u>			
Thoroughbred	9,953.43	1,385.23	8,568.20
Quarterhorse	8,958.09	1,246.71	7,711.38
Paint & Appaloosa	995.34	138.52	856.82
<u>Promotions</u>			
Thoroughbred	19,906.86	2,770.47	17,136.39
Quarterhorse	17,916.18	2,493.42	15,422.76
Paint & Appaloosa	1,990.69	277.05	1,713.64
Licensee	\$8,116,667.84	\$1,449,598.13	\$6,667,069.71



Gaming at Oklahoma Horse Racing Tracks Will Rogers Downs and Remington Park Comparison of Prior Month and Prior Year April 2022

	<u>TOTAL</u>	<u>PRIOR</u>	<u>%</u>	<u>April</u>	<u>%</u>
	<u>60</u>	<u>MONTH</u>	<u>CHANGE</u>	<u>2021</u>	<u>CHANGE</u>
Gaming Days	60	62	-3.23%	60	0.00%
Adjusted Gross Revenue	\$14,416,057.87	\$14,671,525.59	-1.74%	\$13,591,404.83	6.07%
State Tax					
General Revenue Fund	269,512.48	186,450.53	44.55%	225,465.68	19.54%
Education Reform	1,976,424.85	1,367,303.95	44.55%	1,653,414.91	19.54%
Oklahoma Horse Racing Commission	72,080.28	73,357.62	-1.74%	67,957.02	6.07%
Purse Fund					
<u>Purses</u>					
Thoroughbred	1,620,510.43	1,732,269.06	-6.45%	1,633,820.67	-0.81%
Quarterhorse	1,307,971.96	1,393,231.85	-6.12%	1,287,997.53	1.55%
Paint & Appaloosa	157,325.70	167,964.01	-6.33%	155,151.68	1.40%
Breeding Development Fund					
<u>Special Account</u>					
Thoroughbred	320,408.62	346,019.88	-7.40%	283,932.69	12.85%
Quarterhorse	438,855.18	477,228.19	-8.04%	437,980.49	0.20%
Paint & Appaloosa	36,766.21	39,864.90	-7.77%	36,623.66	0.39%
<u>Administration</u>					
Thoroughbred	19,906.86	21,315.79	-6.61%	19,669.27	1.21%
Quarterhorse	17,916.18	19,184.21	-6.61%	17,702.34	1.21%
Paint & Appaloosa	1,990.69	2,131.57	-6.61%	1,966.93	1.21%
<u>Benevolence</u>					
Thoroughbred	9,953.43	10,657.89	-6.61%	9,834.64	1.21%
Quarterhorse	8,958.09	9,592.10	-6.61%	8,851.17	1.21%
Paint & Appaloosa	995.34	1,065.79	-6.61%	983.45	1.21%
<u>Promotions</u>					
Thoroughbred	19,906.86	21,315.79	-6.61%	19,669.27	1.21%
Quarterhorse	17,916.18	19,184.21	-6.61%	17,702.34	1.21%
Paint & Appaloosa	1,990.69	2,131.57	-6.61%	1,966.93	1.21%
Licensee	\$8,116,667.84	\$8,781,256.68	-7.57%	\$7,710,714.16	5.26%



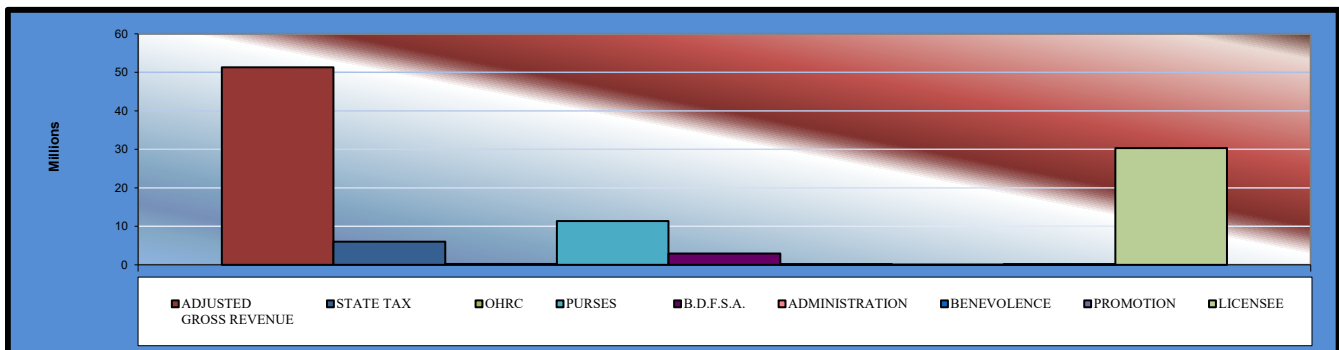
Gaming at Oklahoma Horse Racing Tracks

Will Rogers Downs and Remington Park

Year to Date Gaming Totals Comparison

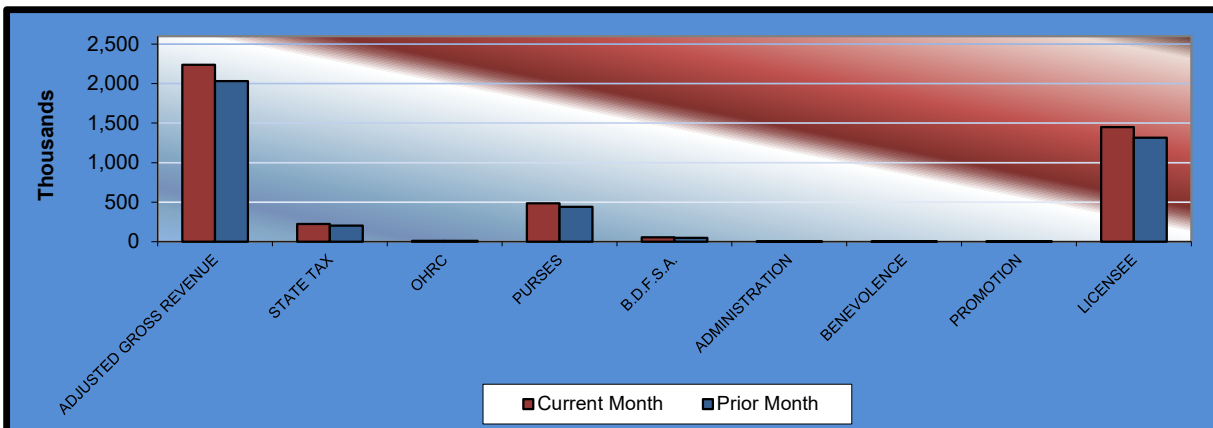
April 2022

	WILL ROGERS DOWNS	REMINGTON PARK	2022 TOTAL	2021 TOTAL	% CHANGE
Gaming Days This Year	117	117	234	234	0.00%
Adjusted Gross Revenue	<u>\$7,400,331.72</u>	<u>\$43,909,334.91</u>	<u>\$51,309,666.63</u>	<u>\$47,046,591.20</u>	9.06%
State Tax					
General Revenue Fund	88,803.97	633,824.03	722,628.00	626,927.91	15.26%
Education Reform	651,229.19	4,648,042.93	5,299,272.12	4,597,471.31	15.26%
Oklahoma Horse Racing Commission	37,001.66	219,546.66	256,548.32	235,232.94	9.06%
Purse Fund					
<u>Purses</u>					
Thoroughbred	796,738.20	5,179,193.05	5,975,931.25	5,666,304.34	5.46%
Quarterhorse	729,427.57	4,082,233.51	4,811,661.08	4,465,878.03	7.74%
Paint & Appaloosa	81,047.51	498,617.98	579,665.49	538,029.65	7.74%
Breeding Development Fund					
<u>Special Account</u>					
Thoroughbred	96,158.06	1,093,742.64	1,189,900.70	985,160.92	20.78%
Quarterhorse	74,179.08	1,563,408.60	1,637,587.68	1,520,440.68	7.70%
Paint & Appaloosa	8,242.12	128,675.60	136,917.72	127,116.86	7.71%
<u>Administration</u>					
Thoroughbred	9,157.92	64,337.80	73,495.72	68,220.17	7.73%
Quarterhorse	8,242.12	57,904.04	66,146.16	61,398.15	7.73%
Paint & Appaloosa	915.79	6,433.78	7,349.57	6,822.03	7.73%
<u>Benevolence</u>					
Thoroughbred	4,578.95	32,168.91	36,747.86	34,110.09	7.73%
Quarterhorse	4,121.07	28,952.01	33,073.08	30,699.07	7.73%
Paint & Appaloosa	457.90	3,216.89	3,674.79	3,410.99	7.73%
<u>Promotions</u>					
Thoroughbred	9,157.92	64,337.80	73,495.72	68,220.17	7.73%
Quarterhorse	8,242.12	57,904.04	66,146.16	61,398.15	7.73%
Paint & Appaloosa	915.79	6,433.78	7,349.57	6,822.03	7.73%
Licensee	<u>\$4,791,714.78</u>	<u>\$25,540,360.86</u>	<u>\$30,332,075.64</u>	<u>\$27,942,927.71</u>	8.55%



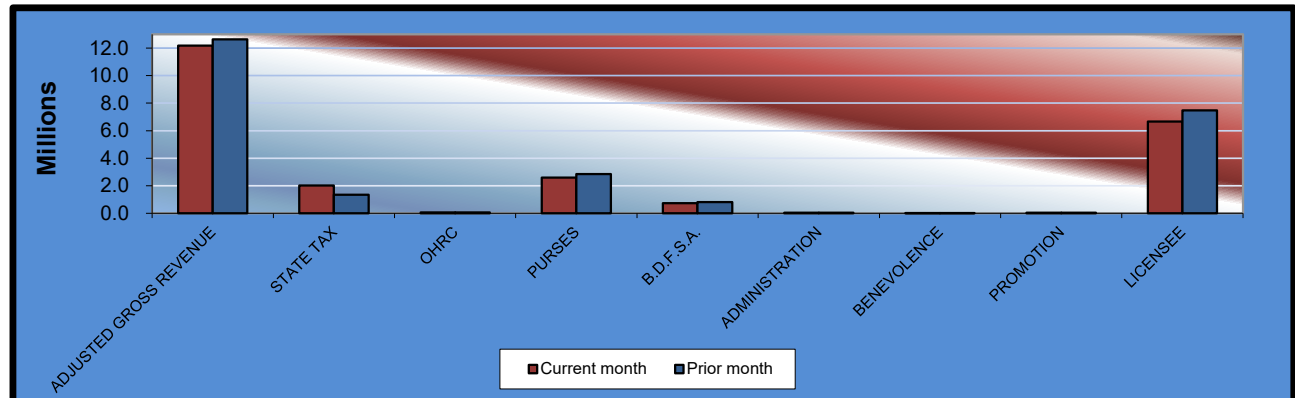
Gaming at Oklahoma Horse Racing Tracks
Will Rogers Downs and Remington Park
Will Rogers Downs Revenue
April 2022

<u>Will Rogers Downs</u>	<u>CURRENT MONTH</u>	<u>PRIOR MONTH</u>	<u>% CHANGE</u>	<u>April 2021</u>	<u>% CHANGE</u>
Gaming Days	30	31	-3.23%	30	0.00%
Adjusted Gross Revenue	\$2,238,761.59	\$2,032,441.13	10.15%	\$1,994,396.45	12.25%
State Tax					
General Revenue Fund	26,865.14	24,389.29	10.15%	23,932.76	12.25%
Education Reform	197,011.01	178,854.82	10.15%	175,506.89	12.25%
Oklahoma Horse Racing Commission	11,193.80	10,162.20	10.15%	9,971.98	12.25%
Purse Fund					
<u>Purses</u>					
Thoroughbred	241,030.67	218,817.69	10.15%	214,721.70	12.25%
Quarterhorse	220,667.74	200,331.37	10.15%	196,581.42	12.25%
Paint & Appaloosa	24,518.64	22,259.05	10.15%	21,842.38	12.25%
Breeding Development Fund					
<u>Special Account</u>					
Thoroughbred	29,089.91	26,409.03	10.15%	25,914.69	12.25%
Quarterhorse	22,440.79	20,372.68	10.15%	19,991.33	12.25%
Paint & Appaloosa	2,493.42	2,263.63	10.15%	2,221.26	12.25%
<u>Administration</u>					
Thoroughbred	2,770.47	2,515.15	10.15%	2,468.07	12.25%
Quarterhorse	2,493.42	2,263.63	10.15%	2,221.26	12.25%
Paint & Appaloosa	277.05	251.51	10.15%	246.81	12.25%
<u>Benevolence</u>					
Thoroughbred	1,385.23	1,257.57	10.15%	1,234.04	12.25%
Quarterhorse	1,246.71	1,131.82	10.15%	1,110.63	12.25%
Paint & Appaloosa	138.52	125.76	10.15%	123.39	12.26%
<u>Promotions</u>					
Thoroughbred	2,770.47	2,515.15	10.15%	2,468.07	12.25%
Quarterhorse	2,493.42	2,263.63	10.15%	2,221.26	12.25%
Paint & Appaloosa	277.05	251.51	10.15%	246.81	12.25%
Licensee	\$1,449,598.13	\$1,316,005.64	10.15%	\$1,291,371.70	12.25%

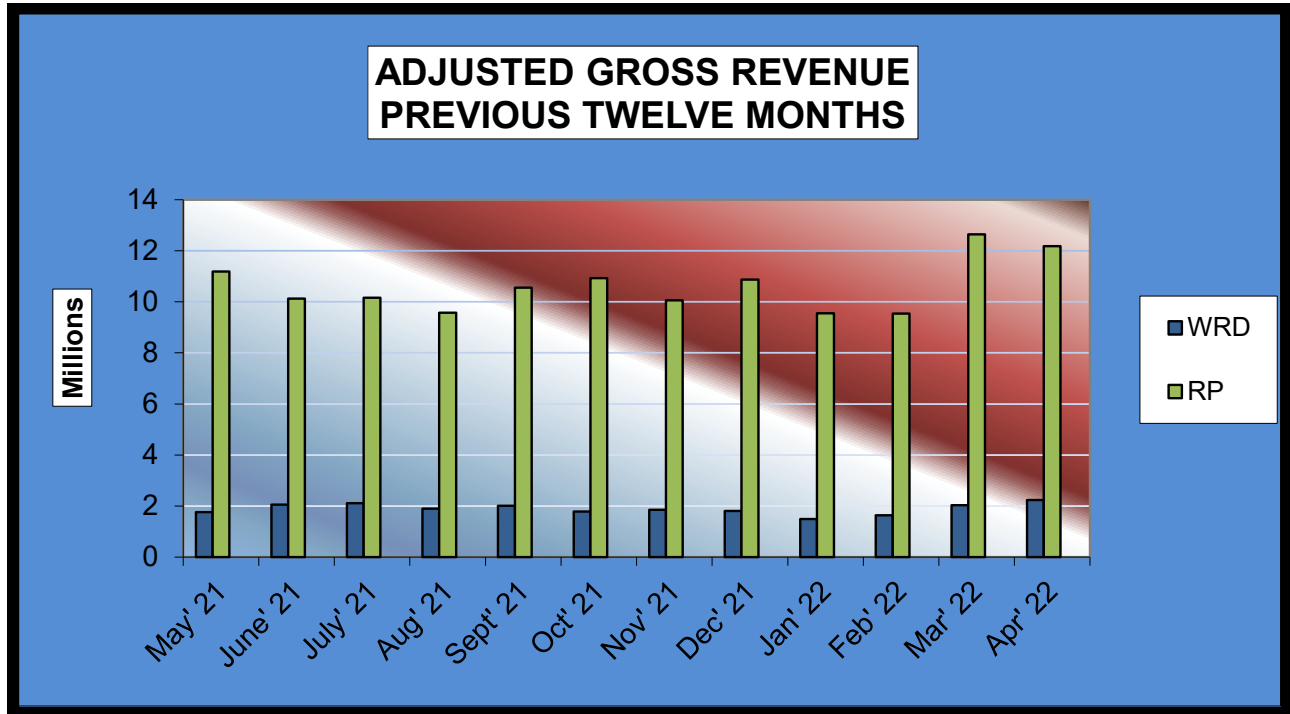


Gaming at Oklahoma Horse Racing Tracks
Will Rogers Downs and Remington Park
Remington Park Revenue
April 2022

Remington Park	CURRENT MONTH	PRIOR MONTH	% CHANGE	April 2021	% CHANGE
Gaming Days	30	31	-3.23%	30	0.00%
Adjusted Gross Revenue	\$12,177,296.28	\$12,639,084.46	-3.65%	\$11,597,008.38	5.00%
State Tax					
General Revenue Fund	242,647.34	162,061.24	49.73%	201,532.92	20.40%
Education Reform	1,779,413.84	1,188,449.13	49.73%	1,477,908.02	20.40%
Oklahoma Horse Racing Commission	60,886.48	63,195.42	-3.65%	57,985.04	5.00%
Purse Fund					
<u>Purses</u>					
Thoroughbred	1,379,479.76	1,513,451.37	-8.85%	1,419,098.97	-2.79%
Quarterhorse	1,087,304.22	1,192,900.48	-8.85%	1,091,416.11	-0.38%
Paint & Appaloosa	132,807.06	145,704.96	-8.85%	133,309.30	-0.38%
Breeding Development Fund					
<u>Special Account</u>					
Thoroughbred	291,318.71	319,610.85	-8.85%	258,018.00	12.91%
Quarterhorse	416,414.39	456,855.51	-8.85%	417,989.16	-0.38%
Paint & Appaloosa	34,272.79	37,601.27	-8.85%	34,402.40	-0.38%
<u>Administration</u>					
Thoroughbred	17,136.39	18,800.64	-8.85%	17,201.20	-0.38%
Quarterhorse	15,422.76	16,920.58	-8.85%	15,481.08	-0.38%
Paint & Appaloosa	1,713.64	1,880.06	-8.85%	1,720.12	-0.38%
<u>Benevolence</u>					
Thoroughbred	8,568.20	9,400.32	-8.85%	8,600.60	-0.38%
Quarterhorse	7,711.38	8,460.28	-8.85%	7,740.54	-0.38%
Paint & Appaloosa	856.82	940.03	-8.85%	860.06	-0.38%
<u>Promotions</u>					
Thoroughbred	17,136.39	18,800.64	-8.85%	17,201.20	-0.38%
Quarterhorse	15,422.76	16,920.58	-8.85%	15,481.08	-0.38%
Paint & Appaloosa	1,713.64	1,880.06	-8.85%	1,720.12	-0.38%
Licensee	\$6,667,069.71	\$7,465,251.04	-10.69%	\$6,419,342.46	3.86%



**Gaming at Oklahoma Horse Racing Tracks
Will Rogers Downs and Remington Park
Prior Twelve Month Graph
April 2022**





Cindy Byrd, CPA | State Auditor & Inspector

2300 N. Lincoln Blvd., Room 123, Oklahoma City, OK 73105 | 405.521.3495 | www.sai.ok.gov