



OKLAHOMA HORSE RACING COMMISSION AUDIT REPORT OF GAMING OPERATIONS WILL ROGERS DOWNS AND REMINGTON PARK

Contract Audit

August 2020

Cindy Byrd, CPA
State Auditor & Inspector

**OKLAHOMA HORSE RACING COMMISSION
AUDIT REPORT OF GAMING OPERATIONS
WILL ROGERS DOWNS AND REMINGTON PARK
AUGUST 2020**

This publication, issued by the Oklahoma State Auditor and Inspector's Office as authorized by 74 O.S. § 212, has not been printed, but is available on the agency's website (www.sai.ok.gov) and in the Oklahoma Department of Libraries Publications Clearinghouse Digital Collection (<http://digitalprairie.ok.gov/cdm/search/collection/audits/>) pursuant to 65 O.S. § 3-114.



Cindy Byrd, CPA | State Auditor & Inspector

2300 N. Lincoln Blvd., Room 123, Oklahoma City, OK 73105 | 405.521.3495 | www.sai.ok.gov

September 14, 2020

**TO THE MEMBERS OF THE OKLAHOMA
HORSE RACING COMMISSION**

Transmitted herewith is the Audit Report of Gaming Operations for Will Rogers Downs and Remington Park for the month of August 2020. The report is the result of our monitoring and data accumulation in accordance with the State Auditor and Inspector's contract with the Oklahoma Horse Racing Commission (OHRC) and Title 3A of the Oklahoma Statutes for Gaming.

The goal of the State Auditor and Inspector is to promote accountability and fiscal integrity in state and local government. Maintaining our independence as we provide this service to the taxpayers of Oklahoma is of utmost importance.

We wish to take this opportunity to express our appreciation for the assistance and cooperation extended to our Office during our engagement.

Sincerely,

A handwritten signature in blue ink that reads "Cindy Byrd".

CINDY BYRD, CPA
OKLAHOMA STATE AUDITOR & INSPECTOR



**OKLAHOMA HORSE RACING COMMISSION
Audit Report of Gaming Operations
Will Rogers Downs and Remington Park
For the Month of August 2020**

TABLE OF CONTENTS

	<u>PAGE</u>
STATE AUDITOR AND INSPECTOR LETTER	4
TOTAL GAMING REVENUE	5
COMPARISON OF PRIOR MONTH AND PRIOR YEAR	6
YEAR TO DATE GAMING TOTALS.....	7
WILL ROGERS DOWNS REVENUE.....	8
REMINGTON PARK REVENUE.....	9
PRIOR TWELVE MONTH GRAPH.....	10



Cindy Byrd, CPA | State Auditor & Inspector

2300 N. Lincoln Blvd., Room 123, Oklahoma City, OK 73105 | 405.521.3495 | www.sai.ok.gov

**TO THE MEMBERS OF THE OKLAHOMA
HORSE RACING COMMISSION**

We performed an audit in accordance with the OHRC Gaming Contract and Title 3A of the Oklahoma Statutes for Gaming. The information presented in this report is derived from gaming data obtained from the gaming vendors and licensees located at Will Rogers Downs and Remington Park for the month of August 2020.

Because our procedures do not constitute an audit conducted in accordance with generally accepted auditing standards, we do not express such an opinion on the information. This report relates only to this information and does not extend to any financial statements of the racetracks or racinos.

In planning and performing these procedures, we considered the internal control structure of the gaming departments; however, our procedures were substantially less in scope than the procedures we would have applied if we had been engaged to express an opinion on the internal controls. Accordingly, we do not express an opinion on their internal control structure.

Sincerely,

A handwritten signature in blue ink that reads "Cindy Byrd".

CINDY BYRD, CPA
OKLAHOMA STATE AUDITOR & INSPECTOR

September 14, 2020



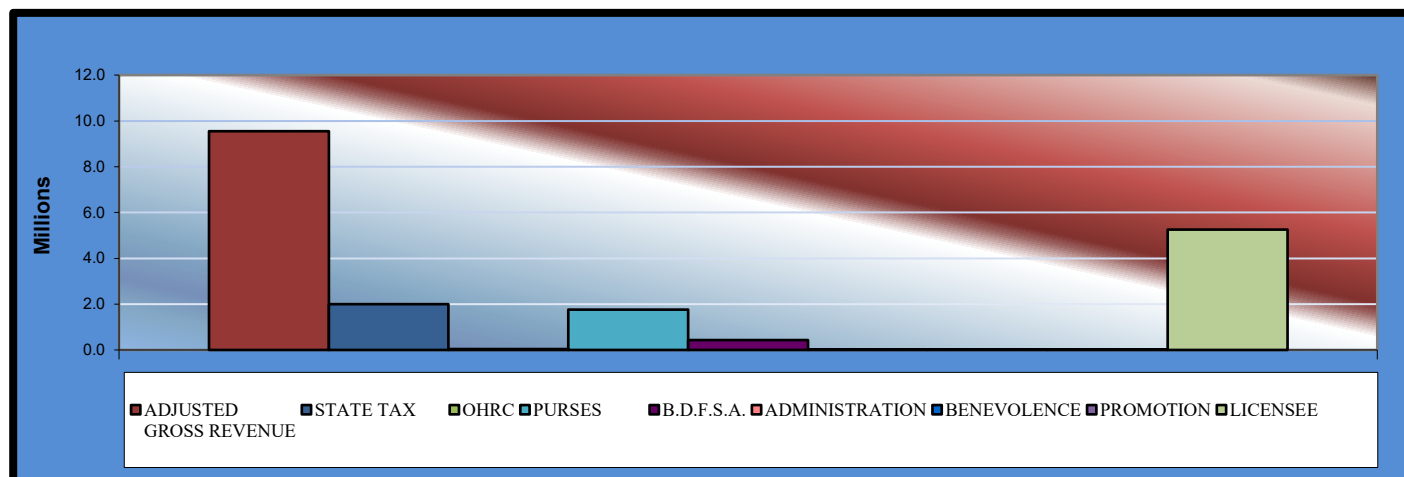
Gaming at Oklahoma Horse Racing Tracks

Will Rogers Downs and Remington Park

Total Gaming Revenue

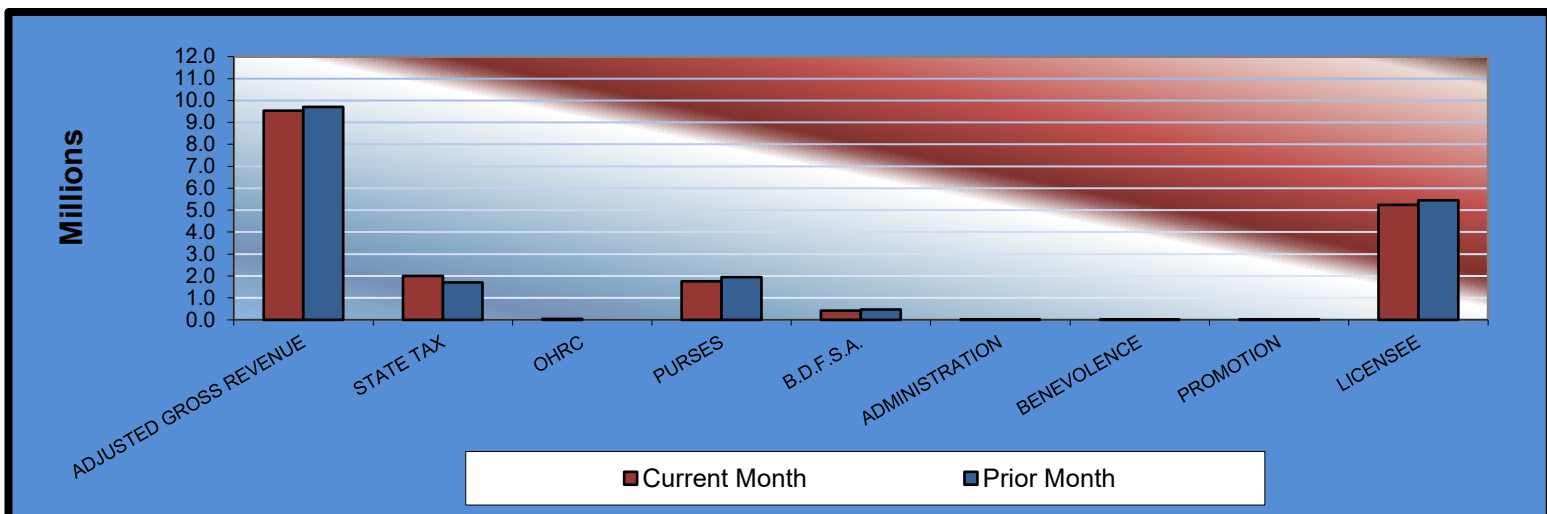
August 2020

	<u>TOTAL</u>	<u>WILL ROGERS DOWNS</u>	<u>REMINGTON PARK</u>
Gaming Days This Month	62	31	31
Adjusted Gross Revenue	<u>\$9,541,095.20</u>	<u>\$1,380,330.10</u>	<u>\$8,160,765.10</u>
State Tax			
General Revenue Fund	240,053.83	16,563.96	223,489.87
Education Reform	1,760,394.78	121,469.04	1,638,925.74
Oklahoma Horse Racing Commission	47,705.48	6,901.66	40,803.82
Purse Fund			
<u>Purses</u>			
Thoroughbred	934,281.24	148,609.79	785,671.45
Quarterhorse	740,307.61	136,054.84	604,252.77
Paint & Appaloosa	88,922.70	15,117.20	73,805.50
Breeding Development Fund			
<u>Special Account</u>			
Thoroughbred	160,785.02	17,935.66	142,849.36
Quarterhorse	245,252.04	13,836.08	231,415.96
Paint & Appaloosa	20,583.92	1,537.34	19,046.58
<u>Administration</u>			
Thoroughbred	11,231.45	1,708.16	9,523.29
Quarterhorse	10,108.30	1,537.34	8,570.96
Paint & Appaloosa	1,123.15	170.82	952.33
<u>Benevolence</u>			
Thoroughbred	5,615.73	854.08	4,761.65
Quarterhorse	5,054.15	768.67	4,285.48
Paint & Appaloosa	561.57	85.41	476.16
<u>Promotions</u>			
Thoroughbred	11,231.45	1,708.16	9,523.29
Quarterhorse	10,108.30	1,537.34	8,570.96
Paint & Appaloosa	1,123.15	170.82	952.33
Licensee	\$5,246,651.33	\$893,763.73	\$4,352,887.60



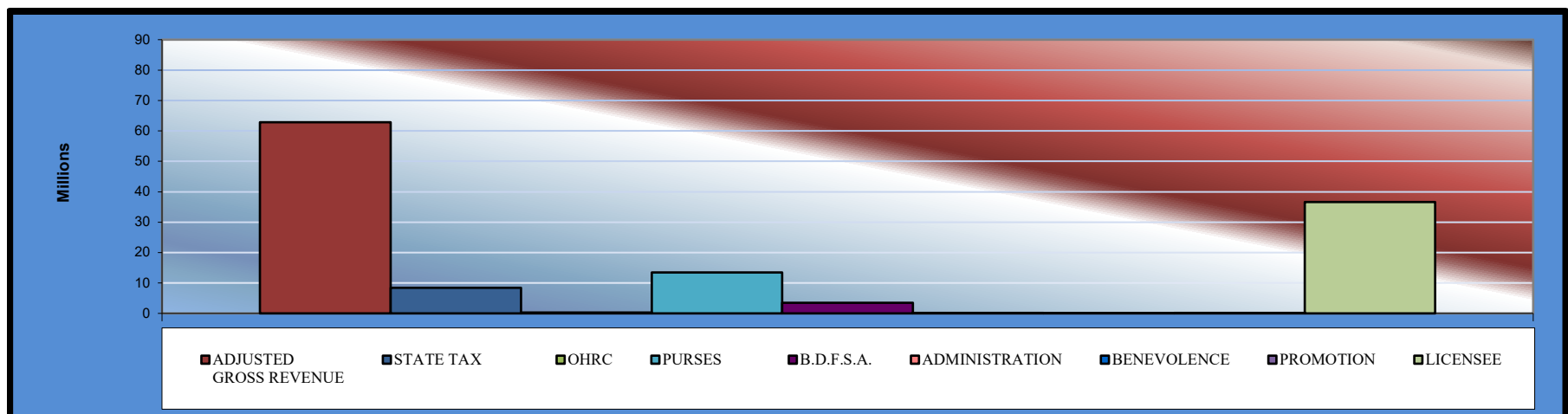
Gaming at Oklahoma Horse Racing Tracks Will Rogers Downs and Remington Park Comparison of Prior Month and Prior Year August 2020

	<u>TOTAL</u>	<u>PRIOR</u> <u>MONTH</u>	<u>%</u> <u>CHANGE</u>	<u>August</u> <u>2019</u>	<u>%</u> <u>CHANGE</u>
Gaming Days	62	62	0.00%	62	0.00%
Adjusted Gross Revenue	\$9,541,095.20	\$9,710,362.13	-1.74%	\$12,037,051.93	-20.74%
State Tax					
General Revenue Fund	240,053.83	205,366.41	16.89%	392,719.15	-38.87%
Education Reform	1,760,394.78	1,506,020.23	16.89%	2,879,940.36	-38.87%
Oklahoma Horse Racing Commission	47,705.48	48,551.82	-1.74%	60,185.26	-20.74%
Purse Fund					
<u>Purses</u>					
Thoroughbred	934,281.24	1,038,432.44	-10.03%	1,041,346.93	-10.28%
Quarterhorse	740,307.61	819,897.23	-9.71%	848,671.37	-12.77%
Paint & Appaloosa	88,922.70	98,679.38	-9.89%	101,447.64	-12.35%
Breeding Development Fund					
<u>Special Account</u>					
Thoroughbred	160,785.02	179,935.48	-10.64%	200,094.15	-19.65%
Quarterhorse	245,252.04	276,634.00	-11.34%	268,625.58	-8.70%
Paint & Appaloosa	20,583.92	23,157.42	-11.11%	22,696.46	-9.31%
<u>Administration</u>					
Thoroughbred	11,231.45	12,496.08	-10.12%	12,732.73	-11.79%
Quarterhorse	10,108.30	11,246.50	-10.12%	11,459.46	-11.79%
Paint & Appaloosa	1,123.15	1,249.62	-10.12%	1,273.28	-11.79%
<u>Benevolence</u>					
Thoroughbred	5,615.73	6,248.04	-10.12%	6,366.36	-11.79%
Quarterhorse	5,054.15	5,623.20	-10.12%	5,729.73	-11.79%
Paint & Appaloosa	561.57	624.80	-10.12%	636.63	-11.79%
<u>Promotions</u>					
Thoroughbred	11,231.45	12,496.08	-10.12%	12,732.73	-11.79%
Quarterhorse	10,108.30	11,246.50	-10.12%	11,459.46	-11.79%
Paint & Appaloosa	1,123.15	1,249.62	-10.12%	1,273.28	-11.79%
Licensee	\$5,246,651.33	\$5,451,207.28	-3.75%	\$6,157,661.37	-14.79%



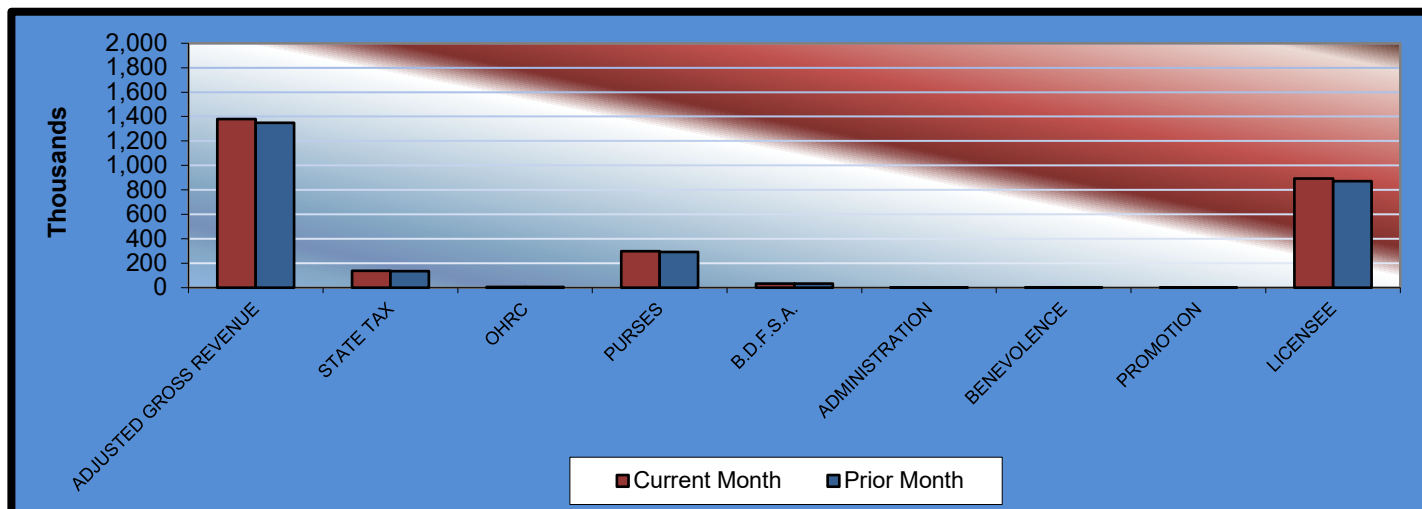
Gaming at Oklahoma Horse Racing Tracks Will Rogers Downs and Remington Park Year to Date Gaming Totals Comparison August 2020

	WILL ROGERS DOWNS	REMINGTON PARK	2020 TOTAL	2019 TOTAL	% CHANGE
Gaming Days This Year	168	182	350	486	-27.98%
Adjusted Gross Revenue	<u>\$8,184,826.93</u>	<u>\$54,605,251.74</u>	<u>\$62,790,078.67</u>	<u>\$94,420,759.80</u>	-33.50%
State Tax					
General Revenue Fund	98,217.93	918,157.55	1,016,375.48	1,933,895.34	-47.44%
Education Reform	720,264.77	6,733,155.37	7,453,420.14	14,181,898.76	-47.44%
Oklahoma Horse Racing Commission	40,924.15	273,026.24	313,950.39	472,103.78	-33.50%
Purse Fund					
<u>Purses</u>					
Thoroughbred	881,198.85	6,254,469.66	7,135,668.51	9,838,821.10	-27.47%
Quarterhorse	806,752.82	4,885,544.86	5,692,297.68	8,059,750.88	-29.37%
Paint & Appaloosa	89,639.19	596,737.19	686,376.38	968,928.25	-29.16%
Breeding Development Fund					
<u>Special Account</u>					
Thoroughbred	106,351.59	1,252,868.73	1,359,220.32	2,106,545.82	-35.48%
Quarterhorse	82,042.70	1,871,059.72	1,953,102.42	2,691,079.60	-27.42%
Paint & Appaloosa	9,115.85	153,996.67	163,112.52	225,608.36	-27.70%
<u>Administration</u>					
Thoroughbred	10,128.72	76,998.35	87,127.07	122,516.61	-28.89%
Quarterhorse	9,115.87	69,298.52	78,414.39	110,264.93	-28.89%
Paint & Appaloosa	1,012.89	7,699.83	8,712.72	12,251.68	-28.89%
<u>Benevolence</u>					
Thoroughbred	5,064.36	38,499.19	43,563.55	61,258.25	-28.89%
Quarterhorse	4,557.90	34,649.24	39,207.14	55,132.46	-28.89%
Paint & Appaloosa	506.44	3,849.89	4,356.33	6,125.83	-28.89%
<u>Promotions</u>					
Thoroughbred	10,128.72	76,998.35	87,127.07	122,516.61	-28.89%
Quarterhorse	9,115.87	69,298.52	78,414.39	110,264.93	-28.89%
Paint & Appaloosa	1,012.89	7,699.83	8,712.72	12,251.68	-28.89%
Licensee	\$5,299,675.42	\$31,281,244.03	\$36,580,919.45	\$53,329,544.93	-31.41%



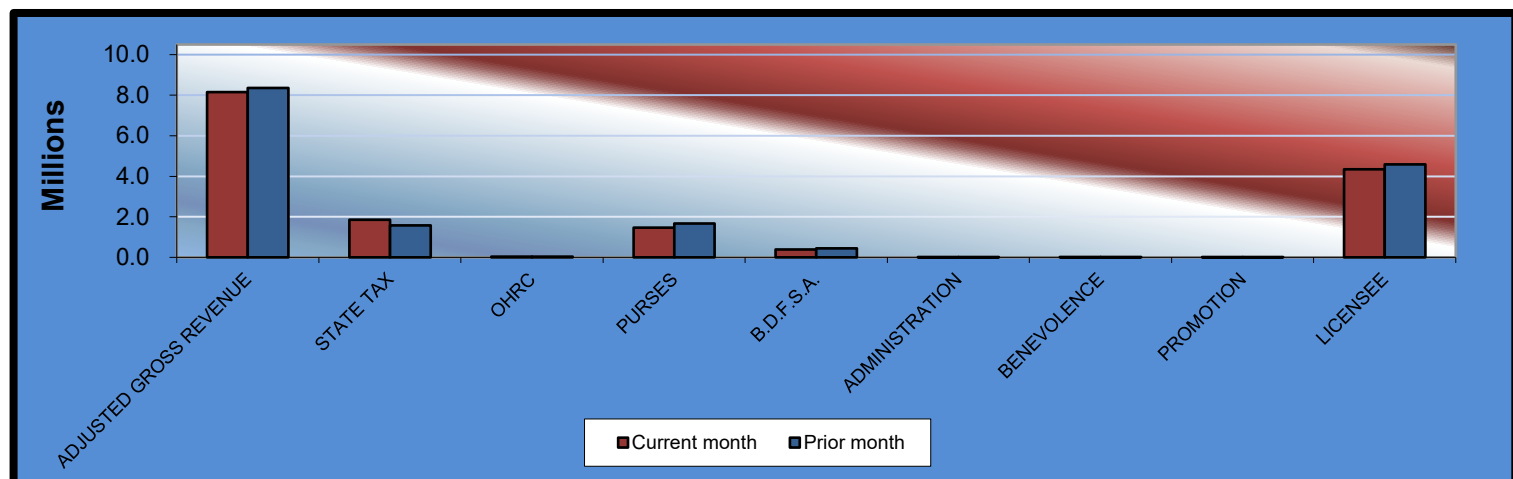
Gaming at Oklahoma Horse Racing Tracks
Will Rogers Downs and Remington Park
Will Rogers Downs Revenue
August 2020

<u>Will Rogers Downs</u>	<u>CURRENT</u> <u>MONTH</u>	<u>PRIOR</u> <u>MONTH</u>	<u>%</u> <u>CHANGE</u>	<u>August</u> <u>2019</u>	<u>%</u> <u>CHANGE</u>
Gaming Days	31	31	0.00%	31	0.00%
Adjusted Gross Revenue	\$1,380,330.10	\$1,347,840.12	2.41%	\$1,692,280.37	-18.43%
State Tax					
General Revenue Fund	16,563.96	16,174.09	2.41%	20,307.37	-18.43%
Education Reform	121,469.04	118,609.93	2.41%	148,920.67	-18.43%
Oklahoma Horse Racing Commission	6,901.66	6,739.20	2.41%	8,461.40	-18.43%
Purse Fund					
<u>Purses</u>					
Thoroughbred	148,609.79	145,111.75	2.41%	219,002.24	-32.14%
Quarterhorse	136,054.84	132,852.38	2.41%	200,500.32	-32.14%
Paint & Appaloosa	15,117.20	14,761.36	2.41%	22,277.81	-32.14%
Breeding Development Fund					
<u>Special Account</u>					
Thoroughbred	17,935.66	17,513.51	2.41%	26,431.30	-32.14%
Quarterhorse	13,836.08	13,510.46	2.41%	20,389.86	-32.14%
Paint & Appaloosa	1,537.34	1,501.16	2.41%	2,265.54	-32.14%
<u>Administration</u>					
Thoroughbred	1,708.16	1,667.95	2.41%	2,517.27	-32.14%
Quarterhorse	1,537.34	1,501.18	2.41%	2,265.54	-32.14%
Paint & Appaloosa	170.82	166.81	2.40%	251.73	-32.14%
<u>Benevolence</u>					
Thoroughbred	854.08	833.97	2.41%	1,258.63	-32.14%
Quarterhorse	768.67	750.55	2.41%	1,132.77	-32.14%
Paint & Appaloosa	85.41	83.40	2.41%	125.86	-32.14%
<u>Promotions</u>					
Thoroughbred	1,708.16	1,667.95	2.41%	2,517.27	-32.14%
Quarterhorse	1,537.34	1,501.18	2.41%	2,265.54	-32.14%
Paint & Appaloosa	170.82	166.81	2.40%	251.73	-32.14%
Licensee	\$893,763.73	\$872,726.48	2.41%	\$1,011,137.52	-11.61%

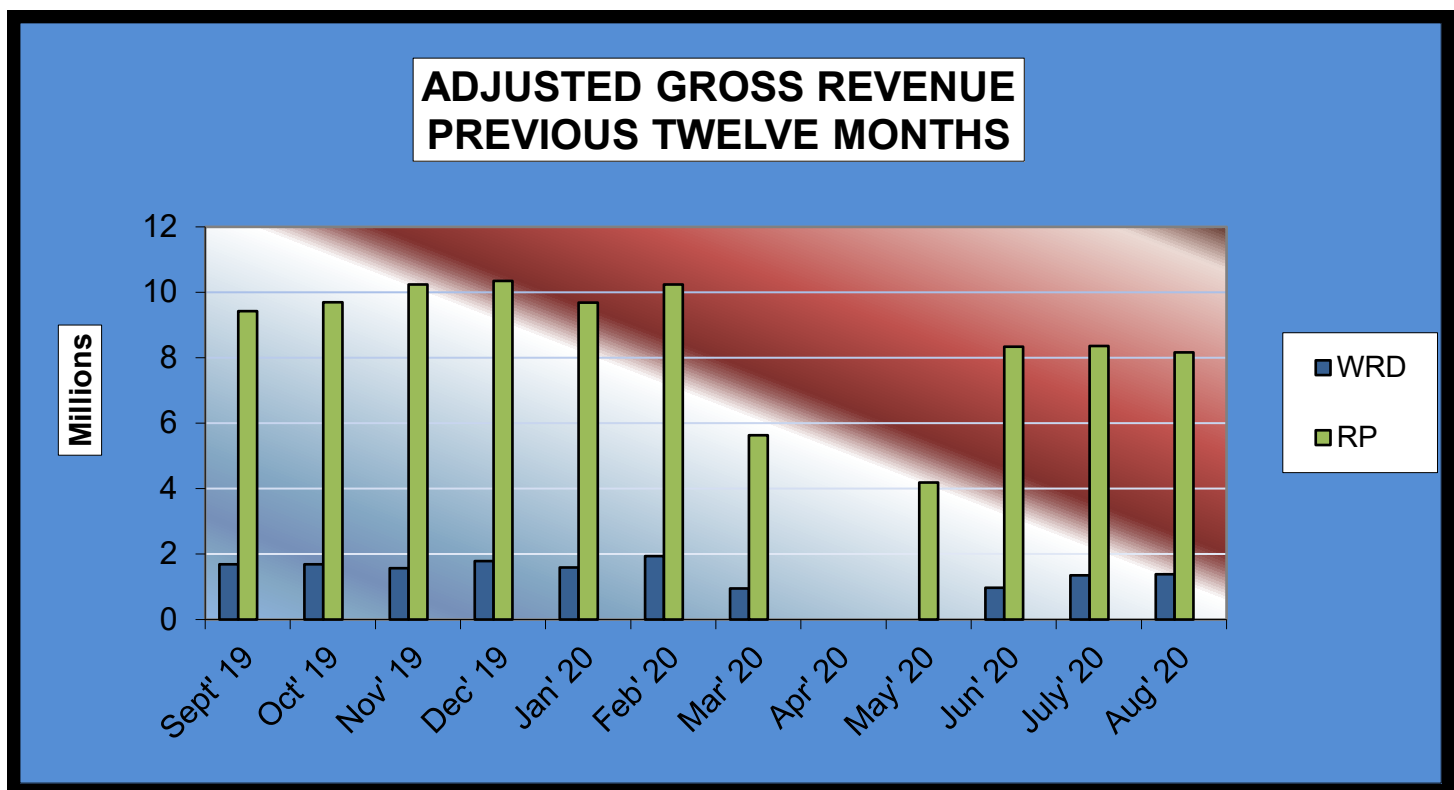


Gaming at Oklahoma Horse Racing Tracks
Will Rogers Downs and Remington Park
Remington Park Revenue
August 2020

Remington Park	CURRENT MONTH	PRIOR MONTH	% CHANGE	August 2019	% CHANGE
Gaming Days	31	31	0.00%	31	0.00%
Adjusted Gross Revenue	8,160,765.10	\$8,362,522.01	-2.41%	\$10,344,771.56	-21.11%
State Tax					
General Revenue Fund	223,489.87	189,192.32	18.13%	372,411.78	-39.99%
Education Reform	1,638,925.74	1,387,410.30	18.13%	2,731,019.69	-39.99%
Oklahoma Horse Racing Commission	40,803.82	41,812.62	-2.41%	51,723.86	-21.11%
Purse Fund					
<u>Purses</u>					
Thoroughbred	785,671.45	893,320.69	-12.05%	822,344.69	-4.46%
Quarterhorse	604,252.77	687,044.85	-12.05%	648,171.05	-6.78%
Paint & Appaloosa	73,805.50	83,918.02	-12.05%	79,169.83	-6.78%
Breeding Development Fund					
<u>Special Account</u>					
Thoroughbred	142,849.36	162,421.97	-12.05%	173,662.85	-17.74%
Quarterhorse	231,415.96	263,123.54	-12.05%	248,235.72	-6.78%
Paint & Appaloosa	19,046.58	21,656.26	-12.05%	20,430.92	-6.78%
<u>Administration</u>					
Thoroughbred	9,523.29	10,828.13	-12.05%	10,215.46	-6.78%
Quarterhorse	8,570.96	9,745.32	-12.05%	9,193.92	-6.78%
Paint & Appaloosa	952.33	1,082.81	-12.05%	1,021.55	-6.78%
<u>Benevolence</u>					
Thoroughbred	4,761.65	5,414.07	-12.05%	5,107.73	-6.78%
Quarterhorse	4,285.48	4,872.65	-12.05%	4,596.96	-6.78%
Paint & Appaloosa	476.16	541.40	-12.05%	510.77	-6.78%
<u>Promotions</u>					
Thoroughbred	9,523.29	10,828.13	-12.05%	10,215.46	-6.78%
Quarterhorse	8,570.96	9,745.32	-12.05%	9,193.92	-6.78%
Paint & Appaloosa	952.33	1,082.81	-12.05%	1,021.55	-6.78%
Licensee	\$4,352,887.60	\$4,578,480.80	-4.93%	\$5,146,523.85	-15.42%



**Gaming at Oklahoma Horse Racing Tracks
Will Rogers Downs and Remington Park
Prior Twelve Month Graph
August 2020**





Cindy Byrd, CPA | State Auditor & Inspector

2300 N. Lincoln Blvd., Room 123, Oklahoma City, OK 73105 | 405.521.3495 | www.sai.ok.gov