



OKLAHOMA HORSE RACING COMMISSION AUDIT REPORT OF GAMING OPERATIONS WILL ROGERS DOWNS AND REMINGTON PARK

Contract Audit

August 2019

Cindy Byrd, CPA
State Auditor & Inspector

**OKLAHOMA HORSE RACING COMMISSION
AUDIT REPORT OF GAMING OPERATIONS
WILL ROGERS DOWNS AND REMINGTON PARK
AUGUST 2019**

This publication, issued by the Oklahoma State Auditor and Inspector's Office as authorized by 74 O.S. § 212, has not been printed, but is available on the agency's website (www.sai.ok.gov) and in the Oklahoma Department of Libraries Publications Clearinghouse Digital Collection (<http://digitalprairie.ok.gov/cdm/search/collection/audits/>) pursuant to 65 O.S. § 3-114.



Cindy Byrd, CPA | State Auditor & Inspector

2300 N. Lincoln Blvd., Room 123, Oklahoma City, OK 73105 | 405.521.3495 | www.sai.ok.gov

September 16, 2019

**TO THE MEMBERS OF THE OKLAHOMA
HORSE RACING COMMISSION**

Transmitted herewith is the Audit Report of Gaming Operations for Will Rogers Downs and Remington Park for the month of August 2019. The report is the result of our monitoring and data accumulation in accordance with the State Auditor and Inspector's contract with the Oklahoma Horse Racing Commission (OHRC) and Title 3A of the Oklahoma Statutes for Gaming.

The goal of the State Auditor and Inspector is to promote accountability and fiscal integrity in state and local government. Maintaining our independence as we provide this service to the taxpayers of Oklahoma is of utmost importance.

We wish to take this opportunity to express our appreciation for the assistance and cooperation extended to our Office during our engagement.

Sincerely,

A handwritten signature in blue ink that reads "Cindy Byrd". The signature is fluid and cursive, with the first letters of the first and last names being capitalized and prominent.

CINDY BYRD, CPA
OKLAHOMA STATE AUDITOR & INSPECTOR



**OKLAHOMA HORSE RACING COMMISSION
Audit Report of Gaming Operations
Will Rogers Downs and Remington Park
For the Month of August 2019**

TABLE OF CONTENTS

	<u>PAGE</u>
STATE AUDITOR AND INSPECTOR LETTER	4
TOTAL GAMING REVENUE	5
COMPARISON OF PRIOR MONTH AND PRIOR YEAR	6
YEAR TO DATE GAMING TOTALS.....	7
WILL ROGERS DOWNS REVENUE.....	8
REMINGTON PARK REVENUE.....	9
PRIOR TWELVE MONTH GRAPH.....	10



Cindy Byrd, CPA | State Auditor & Inspector

2300 N. Lincoln Blvd., Room 123, Oklahoma City, OK 73105 | 405.521.3495 | www.sai.ok.gov

**TO THE MEMBERS OF THE OKLAHOMA
HORSE RACING COMMISSION**

We performed an audit in accordance with the OHRC Gaming Contract and Title 3A of the Oklahoma Statutes for Gaming. The information presented in this report is derived from gaming data obtained from the gaming vendors and licensees located at Will Rogers Downs and Remington Park for the month of August 2019.

Because our procedures do not constitute an audit conducted in accordance with generally accepted auditing standards, we do not express such an opinion on the information. This report relates only to this information and does not extend to any financial statements of the racetracks or racinos.

In planning and performing these procedures, we considered the internal control structure of the gaming departments; however, our procedures were substantially less in scope than the procedures we would have applied if we had been engaged to express an opinion on the internal controls. Accordingly, we do not express an opinion on their internal control structure.

Sincerely,

A handwritten signature in blue ink that reads "Cindy Byrd". The signature is fluid and cursive, with the first and last names clearly legible.

CINDY BYRD, CPA
OKLAHOMA STATE AUDITOR & INSPECTOR

September 16, 2019



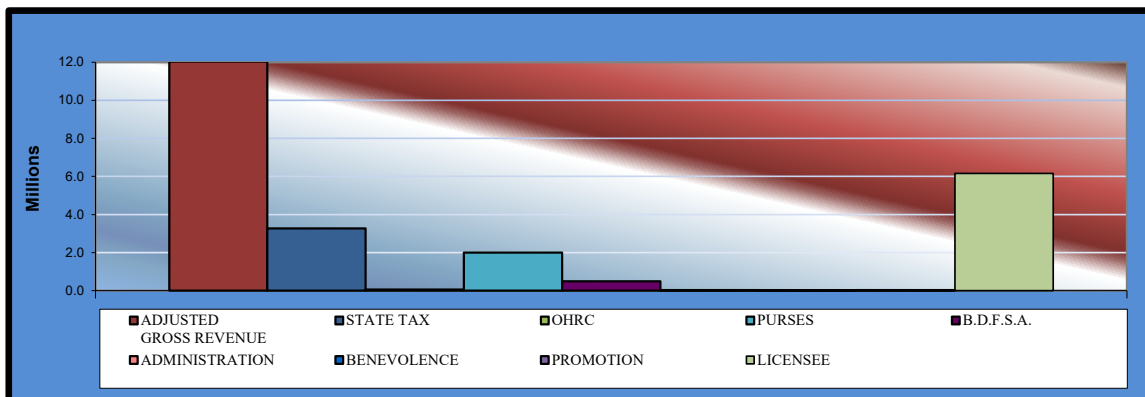
Gaming at Oklahoma Horse Racing Tracks

Will Rogers Downs and Remington Park

Total Gaming Revenue

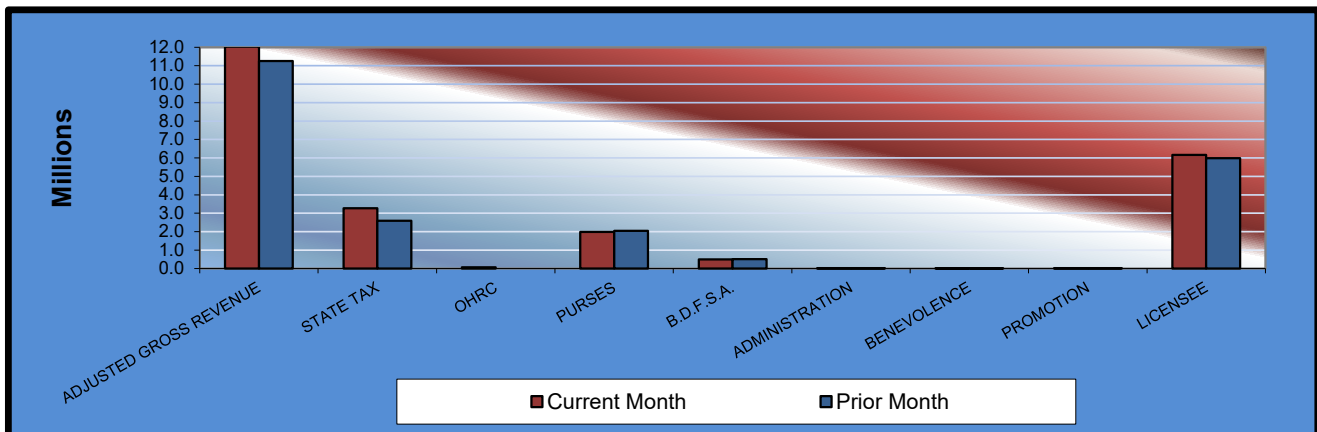
August 2019

	<u>TOTAL</u>	<u>WILL ROGERS DOWNS</u>	<u>REMINGTON PARK</u>
Gaming Days This Month	62	31	31
Adjusted Gross Revenue	<u>\$12,037,051.93</u>	<u>\$1,692,280.37</u>	<u>\$10,344,771.56</u>
State Tax			
General Revenue Fund	392,719.15	20,307.37	372,411.78
Education Reform	2,879,940.36	148,920.67	2,731,019.69
Oklahoma Horse Racing Commission	60,185.26	8,461.40	51,723.86
Purse Fund			
<u>Purses</u>			
Thoroughbred	1,041,346.93	219,002.24	822,344.69
Quarterhorse	848,671.37	200,500.32	648,171.05
Paint & Appaloosa	101,447.64	22,277.81	79,169.83
Breeding Development Fund			
<u>Special Account</u>			
Thoroughbred	200,094.15	26,431.30	173,662.85
Quarterhorse	268,625.58	20,389.86	248,235.72
Paint & Appaloosa	22,696.46	2,265.54	20,430.92
<u>Administration</u>			
Thoroughbred	12,732.73	2,517.27	10,215.46
Quarterhorse	11,459.46	2,265.54	9,193.92
Paint & Appaloosa	1,273.28	251.73	1,021.55
<u>Benevolence</u>			
Thoroughbred	6,366.36	1,258.63	5,107.73
Quarterhorse	5,729.73	1,132.77	4,596.96
Paint & Appaloosa	636.63	125.86	510.77
<u>Promotions</u>			
Thoroughbred	12,732.73	2,517.27	10,215.46
Quarterhorse	11,459.46	2,265.54	9,193.92
Paint & Appaloosa	1,273.28	251.73	1,021.55
Licensee	\$6,157,661.37	\$1,011,137.52	\$5,146,523.85



**Gaming at Oklahoma Horse Racing Tracks
Will Rogers Downs and Remington Park
Comparison of Prior Month and Prior Year
August 2019**

	<u>TOTAL</u>	<u>PRIOR</u>	<u>%</u>	<u>August</u>	<u>%</u>
	<u>62</u>	<u>MONTH</u>	<u>CHANGE</u>	<u>2018</u>	<u>CHANGE</u>
Gaming Days	62	62	0.00%	62	0.00%
Adjusted Gross Revenue	\$12,037,051.93	\$11,251,907.16	6.98%	\$11,192,642.62	7.54%
State Tax					
General Revenue Fund	392,719.15	310,778.15	26.37%	365,019.88	7.59%
Education Reform	2,879,940.36	2,279,039.73	26.37%	2,676,812.51	7.59%
Oklahoma Horse Racing Commission	60,185.26	56,259.53	6.98%	55,963.21	7.54%
Purse Fund					
<u>Purses</u>					
Thoroughbred	1,041,346.93	1,068,662.03	-2.56%	940,128.83	10.77%
Quarterhorse	848,671.37	869,707.67	-2.42%	789,484.51	7.50%
Paint & Appaloosa	101,447.64	104,056.22	-2.51%	94,365.35	7.51%
Breeding Development Fund					
<u>Special Account</u>					
Thoroughbred	200,094.15	206,213.27	-2.97%	214,528.13	-6.73%
Quarterhorse	268,625.58	277,680.10	-3.26%	249,706.77	7.58%
Paint & Appaloosa	22,696.46	23,431.30	-3.14%	21,100.32	7.56%
<u>Administration</u>					
Thoroughbred	12,732.73	13,075.64	-2.62%	11,842.64	7.52%
Quarterhorse	11,459.46	11,768.08	-2.62%	10,658.37	7.52%
Paint & Appaloosa	1,273.28	1,307.57	-2.62%	1,184.28	7.52%
<u>Benevolence</u>					
Thoroughbred	6,366.36	6,537.83	-2.62%	5,921.32	7.52%
Quarterhorse	5,729.73	5,884.03	-2.62%	5,329.19	7.52%
Paint & Appaloosa	636.63	653.78	-2.62%	592.13	7.52%
<u>Promotions</u>					
Thoroughbred	12,732.73	13,075.64	-2.62%	11,842.64	7.52%
Quarterhorse	11,459.46	11,768.08	-2.62%	10,658.37	7.52%
Paint & Appaloosa	1,273.28	1,307.57	-2.62%	1,184.28	7.52%
Licensee	\$6,157,661.37	\$5,990,700.94	2.79%	\$5,726,319.89	7.53%



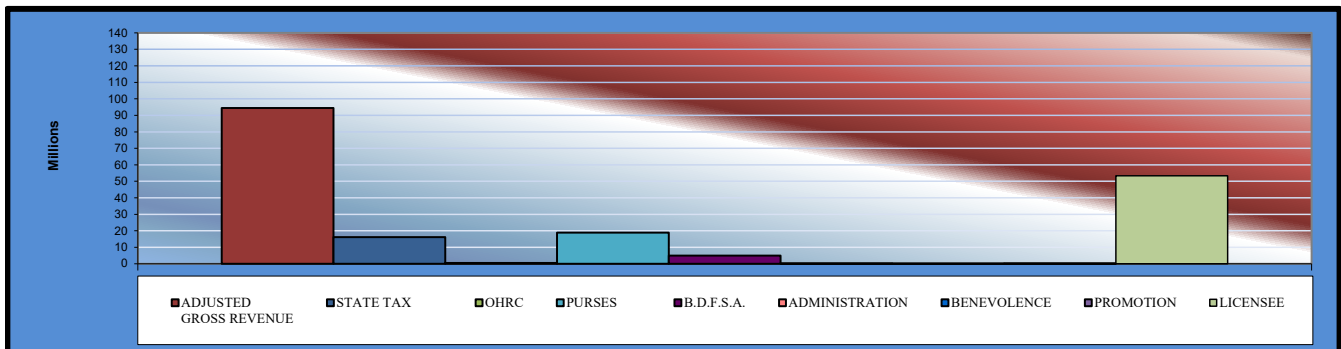
Gaming at Oklahoma Horse Racing Tracks

Will Rogers Downs and Remington Park

Year to Date Gaming Totals Comparison

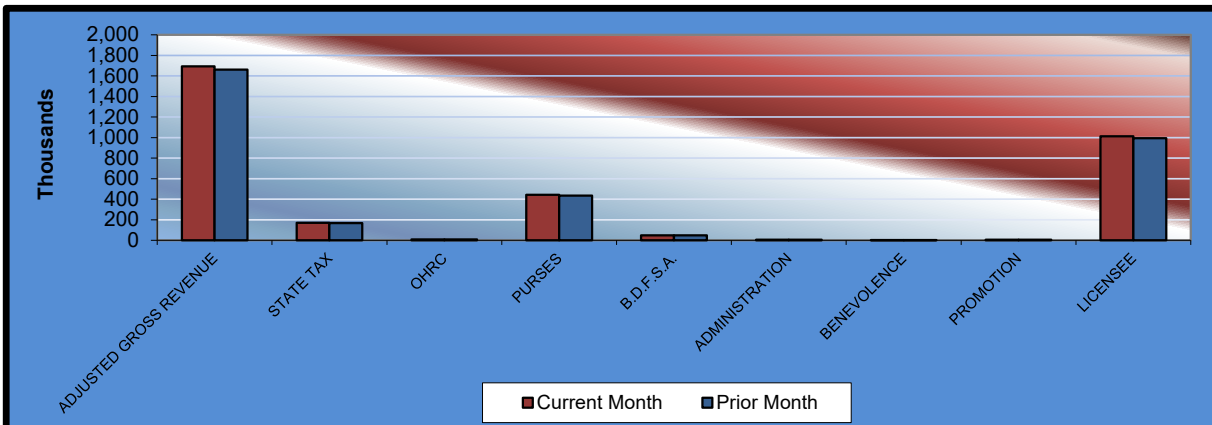
August 2019

	WILL ROGERS DOWNS 243	REMINGTON PARK 243	2019 TOTAL 486	2018 TOTAL 486	% CHANGE
Gaming Days This Year					0.00%
Adjusted Gross Revenue	<u>\$13,552,169.40</u>	<u>\$80,868,590.40</u>	<u>\$94,420,759.80</u>	<u>\$93,592,453.24</u>	0.89%
State Tax					
General Revenue Fund	162,626.07	1,771,269.27	1,933,895.34	1,896,458.08	1.97%
Education Reform	1,192,590.92	12,989,307.84	14,181,898.76	13,907,359.28	1.97%
Oklahoma Horse Racing Commission	67,760.85	404,342.93	472,103.78	467,962.28	0.89%
Purse Fund					
<u>Purses</u>					
Thoroughbred	1,536,320.02	8,302,501.08	9,838,821.10	9,616,188.72	2.32%
Quarterhorse	1,406,527.70	6,653,223.18	8,059,750.88	8,025,571.00	0.43%
Paint & Appaloosa	156,280.83	812,647.42	968,928.25	1,011,455.42	-4.20%
Breeding Development Fund					
<u>Special Account</u>					
Thoroughbred	185,417.93	1,921,127.89	2,106,545.82	2,264,902.18	-6.99%
Quarterhorse	143,036.69	2,548,042.91	2,691,079.60	2,667,411.02	0.89%
Paint & Appaloosa	15,892.88	209,715.48	225,608.36	176,653.76	27.71%
<u>Administration</u>					
Thoroughbred	17,658.88	104,857.73	122,516.61	121,857.36	0.54%
Quarterhorse	15,892.97	94,371.96	110,264.93	109,671.60	0.54%
Paint & Appaloosa	1,765.90	10,485.78	12,251.68	12,185.74	0.54%
<u>Benevolence</u>					
Thoroughbred	8,829.38	52,428.87	61,258.25	60,928.66	0.54%
Quarterhorse	7,946.48	47,185.98	55,132.46	54,835.82	0.54%
Paint & Appaloosa	882.94	5,242.89	6,125.83	6,092.86	0.54%
<u>Promotions</u>					
Thoroughbred	17,658.88	104,857.73	122,516.61	121,857.35	0.54%
Quarterhorse	15,892.97	94,371.96	110,264.93	109,671.60	0.54%
Paint & Appaloosa	1,765.90	10,485.78	12,251.68	12,185.74	0.54%
Licensee	\$8,597,421.21	\$44,732,123.72	53,329,544.93	\$52,949,204.77	0.72%



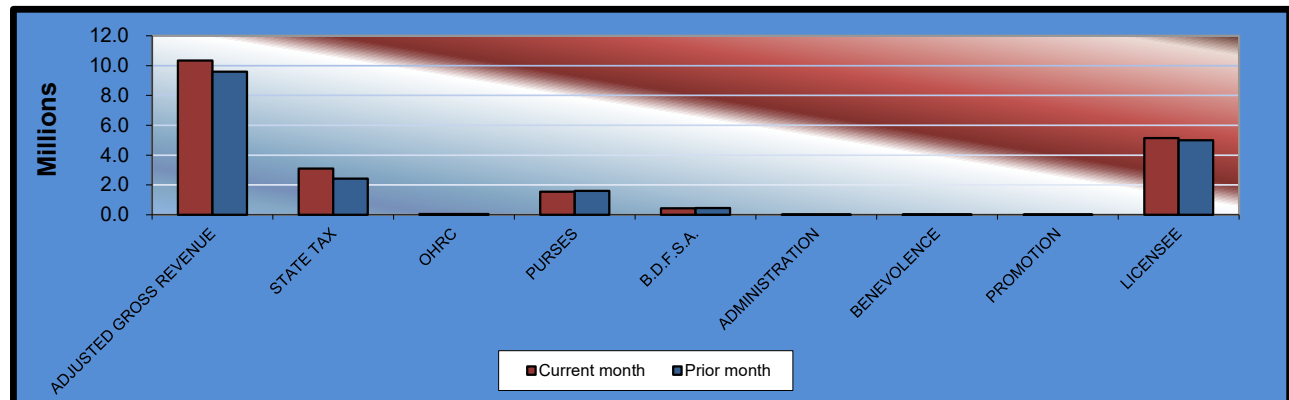
Gaming at Oklahoma Horse Racing Tracks
Will Rogers Downs and Remington Park
Will Rogers Downs Revenue
August 2019

<u>Will Rogers Downs</u>	<u>CURRENT MONTH</u>	<u>PRIOR MONTH</u>	<u>% CHANGE</u>	<u>August 2018</u>	<u>% CHANGE</u>
Gaming Days	31	31	0.00%	31	0.00%
Adjusted Gross Revenue	\$1,692,280.37	\$1,662,332.32	1.80%	\$1,579,801.93	7.12%
State Tax					
General Revenue Fund	20,307.37	19,947.99	1.80%	18,957.62	7.12%
Education Reform	148,920.67	146,285.24	1.80%	139,022.57	7.12%
Oklahoma Horse Racing Commission	8,461.40	8,311.66	1.80%	7,899.01	7.12%
Purse Fund					
<u>Purses</u>					
Thoroughbred	219,002.24	215,126.59	1.80%	204,446.12	7.12%
Quarterhorse	200,500.32	196,952.09	1.80%	187,173.95	7.12%
Paint & Appaloosa	22,277.81	21,883.56	1.80%	20,797.08	7.12%
Breeding Development Fund					
<u>Special Account</u>					
Thoroughbred	26,431.30	25,963.55	1.80%	24,674.53	7.12%
Quarterhorse	20,389.86	20,029.03	1.80%	19,034.64	7.12%
Paint & Appaloosa	2,265.54	2,225.45	1.80%	2,114.96	7.12%
<u>Administration</u>					
Thoroughbred	2,517.27	2,472.72	1.80%	2,349.96	7.12%
Quarterhorse	2,265.54	2,225.45	1.80%	2,114.96	7.12%
Paint & Appaloosa	251.73	247.27	1.80%	235.00	7.12%
<u>Benevolence</u>					
Thoroughbred	1,258.63	1,236.36	1.80%	1,174.98	7.12%
Quarterhorse	1,132.77	1,112.72	1.80%	1,057.48	7.12%
Paint & Appaloosa	125.86	123.64	1.80%	117.50	7.11%
<u>Promotions</u>					
Thoroughbred	2,517.27	2,472.72	1.80%	2,349.96	7.12%
Quarterhorse	2,265.54	2,225.45	1.80%	2,114.96	7.12%
Paint & Appaloosa	251.73	247.27	1.80%	235.00	7.12%
Licensee	\$1,011,137.52	\$993,243.56	1.80%	\$943,931.65	7.12%

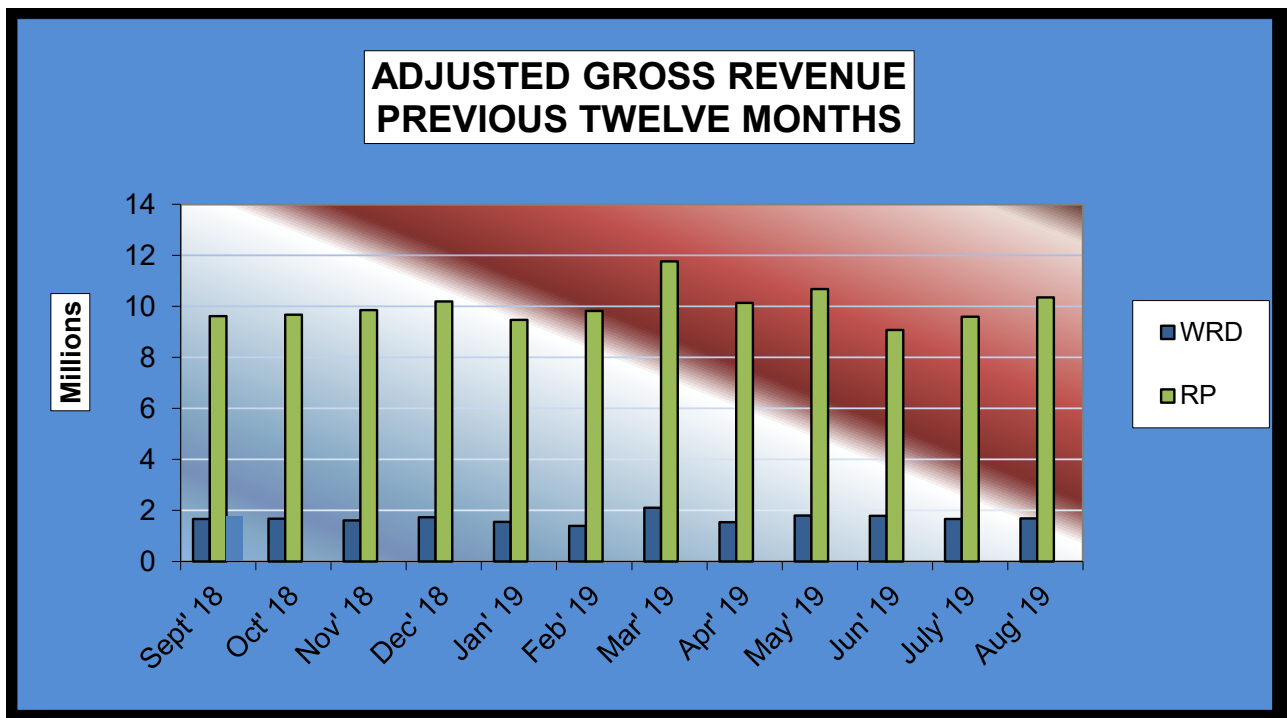


Gaming at Oklahoma Horse Racing Tracks
Will Rogers Downs and Remington Park
Remington Park Revenue
August 2019

Remington Park	CURRENT MONTH	PRIOR MONTH	% CHANGE	August 2018	% CHANGE
Gaming Days	31	31	0.00%	31	0.00%
Adjusted Gross Revenue	\$10,344,771.56	\$9,589,574.84	7.88%	\$9,612,840.69	7.61%
State Tax					
General Revenue Fund	372,411.78	290,830.16	28.05%	346,062.26	7.61%
Education Reform	2,731,019.69	2,132,754.49	28.05%	2,537,789.94	7.61%
Oklahoma Horse Racing Commission	51,723.86	47,947.87	7.88%	48,064.20	7.61%
Purse Fund					
<u>Purses</u>					
Thoroughbred	822,344.69	853,535.44	-3.65%	735,682.71	11.78%
Quarterhorse	648,171.05	672,755.58	-3.65%	602,310.56	7.61%
Paint & Appaloosa	79,169.83	82,172.66	-3.65%	73,568.27	7.61%
Breeding Development Fund					
<u>Special Account</u>					
Thoroughbred	173,662.85	180,249.72	-3.65%	189,853.60	-8.53%
Quarterhorse	248,235.72	257,651.07	-3.65%	230,672.13	7.61%
Paint & Appaloosa	20,430.92	21,205.85	-3.65%	18,985.36	7.61%
<u>Administration</u>					
Thoroughbred	10,215.46	10,602.92	-3.65%	9,492.68	7.61%
Quarterhorse	9,193.92	9,542.63	-3.65%	8,543.41	7.61%
Paint & Appaloosa	1,021.55	1,060.30	-3.65%	949.28	7.61%
<u>Benevolence</u>					
Thoroughbred	5,107.73	5,301.47	-3.65%	4,746.34	7.61%
Quarterhorse	4,596.96	4,771.31	-3.65%	4,271.71	7.61%
Paint & Appaloosa	510.77	530.14	-3.65%	474.63	7.61%
<u>Promotions</u>					
Thoroughbred	10,215.46	10,602.92	-3.65%	9,492.68	7.61%
Quarterhorse	9,193.92	9,542.63	-3.65%	8,543.41	7.61%
Paint & Appaloosa	1,021.55	1,060.30	-3.65%	949.28	7.61%
Licensee	\$5,146,523.85	\$4,997,457.38	2.98%	\$4,782,388.24	7.61%



**Gaming at Oklahoma Horse Racing Tracks
Will Rogers Downs and Remington Park
Prior Twelve Month Graph
August 2019**





Cindy Byrd, CPA | State Auditor & Inspector

2300 N. Lincoln Blvd., Room 123, Oklahoma City, OK 73105 | 405.521.3495 | www.sai.ok.gov