

2024 BEAVER COUNTY ASSESSOR'S OFFICE REPORT TO THE EXCISE BOARD

07/25/2024

City/Town								
DISTRICT	DESCRIPTION	PERSONAL PROPERTY	REAL PROPERTY	PUBLIC SERVICE	TOTAL VALUATION	HOMESTEAD EXEMPTIONS	OTHER EXEMPTIONS	NET VALUATION
T01	BEAVER CITY	495,048	7,346,319	542,156	8,383,523	274,788	27,510	8,081,225
T02	FORGAN CITY	60,421	1,528,580	147,552	1,736,553	92,000	13,420	1,631,133
T03	GATE CITY	62,280	304,069	146,349	512,698	18,000	4,784	489,914
T04	KNOWLES CITY	3,303	134,021	5,871	143,195	2,000	0	141,195
T05	TURPIN CITY	181,333	1,364,712	182,673	1,728,718	55,000	4,695	1,669,023
CITY/TOWN TOTAL VALUATION		802,385	10,677,701	1,024,601	12,504,687	441,788	50,409	12,012,490

County								
DISTRICT	DESCRIPTION	PERSONAL PROPERTY	REAL PROPERTY	PUBLIC SERVICE	TOTAL VALUATION	HOMESTEAD EXEMPTIONS	OTHER EXEMPTIONS	NET VALUATION
C001	Beaver County General	81,860,319	49,914,000	47,076,628	178,850,947	1,105,837	110,518	177,634,592
COUNTY TOTAL VALUATION		81,860,319	49,914,000	47,076,628	178,850,947	1,105,837	110,518	177,634,592

Other								
DISTRICT	DESCRIPTION	PERSONAL PROPERTY	REAL PROPERTY	PUBLIC SERVICE	TOTAL VALUATION	HOMESTEAD EXEMPTIONS	OTHER EXEMPTIONS	NET VALUATION
EMS	EMS	81,860,319	49,914,000	47,076,628	178,850,947	1,105,837	110,518	177,634,592
OTHER TOTAL VALUATION		81,860,319	49,914,000	47,076,628	178,850,947	1,105,837	110,518	177,634,592

School								
DISTRICT	DESCRIPTION	PERSONAL PROPERTY	REAL PROPERTY	PUBLIC SERVICE	TOTAL VALUATION	HOMESTEAD EXEMPTIONS	OTHER EXEMPTIONS	NET VALUATION
123 FORG	123 FORGAN	4,925,993	8,339,491	12,946,626	26,212,110	149,500	13,420	26,049,190
128 TURP	128 TURPIN	4,652,261	13,828,729	4,004,813	22,485,803	290,549	25,437	22,169,817
22 BEAVE	22 BEAVER	6,952,639	13,150,161	7,920,889	28,023,689	385,788	37,321	27,600,580
75 BALKO	75 BALKO	58,732,698	8,731,674	17,012,271	84,476,643	153,000	29,556	84,294,087
JI-1 LAV	JI-1 LAVERNE (Harper)	6,589,950	5,847,167	5,174,912	17,612,029	127,000	4,784	17,480,245
JI-42 SH	JI-42 SHATTUCK (Ellis)	6,778	16,778	17,117	40,673	0	0	40,673
SCHOOL TOTAL VALUATION		81,860,319	49,914,000	47,076,628	178,850,947	1,105,837	110,518	177,634,592

2024 BEAVER COUNTY ASSESSOR'S OFFICE REPORT TO THE EXCISE BOARD

07/25/2024

I, CHUCK LEMIEUX, Assessor of Beaver County Oklahoma, do hereby certify that the foregoing is a true and correct statement of valuations for Real Estate, Personal Property, Public Service and Homestead Exemptions as certified by the State Board of Equalization and shown by the records in the County Assessor's office. Subscribed by my name and affixed the seal of the County Assessors office on this day of 07/25/2024.

State of Oklahoma)
Beaver County) SS

Chuck Lemieux

7/25/2024
Date

CHUCK LEMIEUX
County Assessor
Beaver County



I, KELLY YEOMANS, County Clerk of Beaver County Oklahoma, do hereby certify that the above is a true, correct and complete list of the valuations of Beaver County Oklahoma as certified by the Beaver County Assessor's office.

Excise Board:

Clayton R...


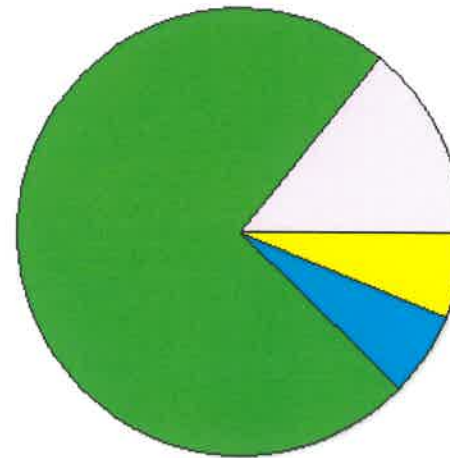
Kelly Yeomans
Richard Bedoff *Robert Taylor*

KELLY YEOMANS
County Clerk
Beaver County

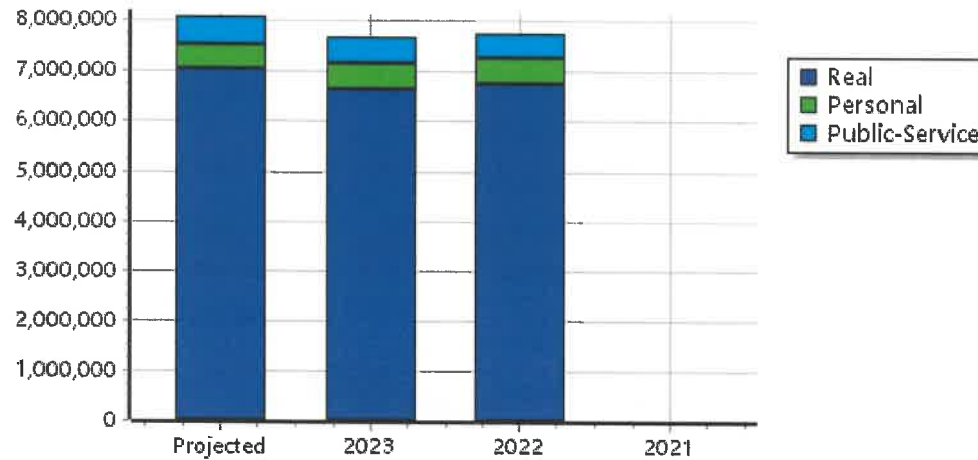


8/15/24
Date

Real	Count	Value
Agricultural	62	28,152
Commercial	132	1,241,167
Residential	760	6,077,000
Total Real Value	954	7,346,319
Homestead	273	274,788
Veteran	3	27,510
Other	0	0
Total Exempt	278	302,298
TIF Increment Value		
Net Assessed		7,044,021
Net Assessed Under Protest		
Senior Freeze	9	48,670
Capped Parcels	811	2,686,385



Personal	Count	Value
Agricultural	4	3,654
Commercial	93	471,080
Mobile Home	7	20,514
Total Personal	104	495,248
Total Exempt	2	200
TIF Increment Value		
Net Assessed		495,048
Net Assessed Under Protest		
Public Service	Count	Value
Total PS Value	7	542,156
TIF Increment Value		
Net Assessed		542,156



District Totals	
Total Gross Value	8,383,723
Homestead Loss	274,788
Other Exemption Loss	27,710
TIF Increment Value	
Retained TIF Value	
Net Assessed Value	8,081,225
Net Assessed Under Protest	

* Public Service Protests Values are not included on this report.

Real	Count	Value
Agricultural	2	2,814
Commercial	28	128,589
Residential	280	1,397,177
Total Real Value	310	1,528,580
Homestead	88	92,000
Veteran	1	5,658
Other	1	7,762
Total Exempt	94	105,420

TIF Increment Value

Net Assessed 1,423,160

Net Assessed Under Protest

Senior Freeze	5	5,443
Capped Parcels	256	669,586

Personal	Count	Value
Agricultural	0	0
Commercial	17	35,488
Mobile Home	9	25,333
Total Personal	26	60,821
Total Exempt	4	400

TIF Increment Value

Net Assessed 60,421

Net Assessed Under Protest

Public Service	Count	Value
Total PS Value	6	147,552

TIF Increment Value

Net Assessed 147,552

District Totals

Total Gross Value	1,736,953
Homestead Loss	92,000
Other Exemption Loss	13,820

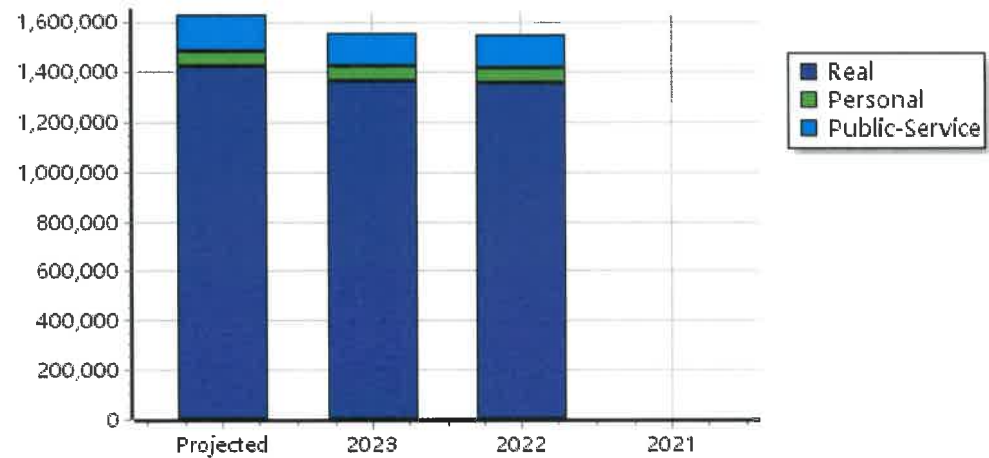
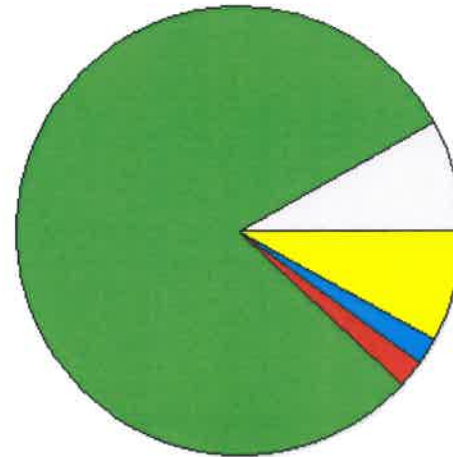
TIF Increment Value

Retained TIF Value

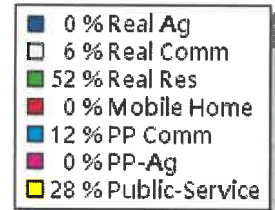
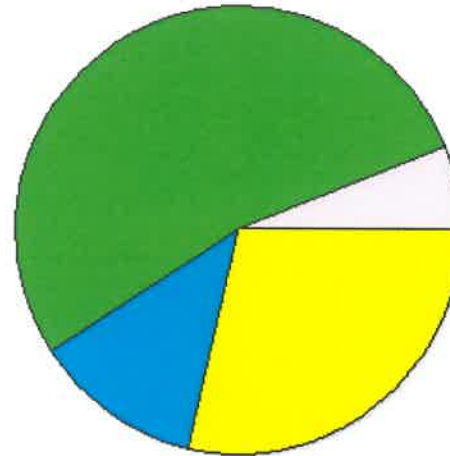
Net Assessed Value 1,631,133

Net Assessed Under Protest

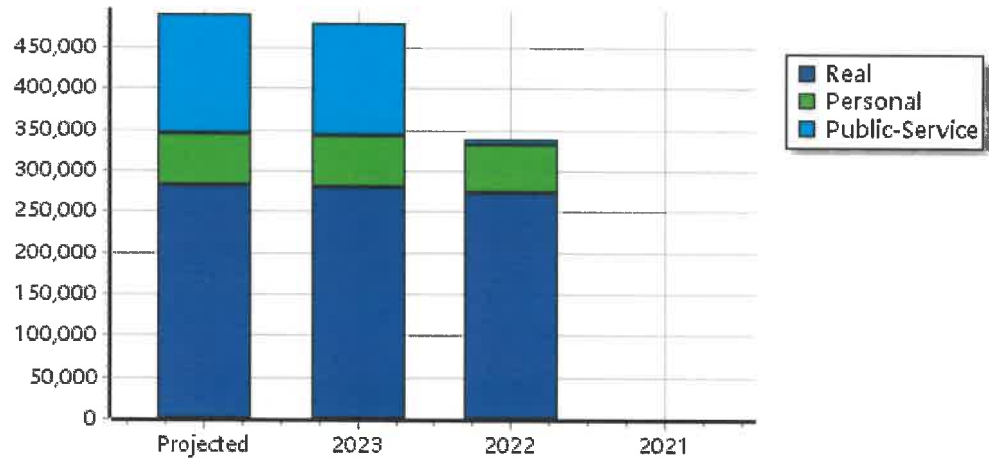
* Public Service Protests Values are not included on this report.



Real	Count	Value
Agricultural	0	0
Commercial	17	34,280
Residential	114	269,789
Total Real Value	131	304,069
Homestead	18	18,000
Veteran	1	4,784
Other	0	0
Total Exempt	19	22,784
TIF Increment Value		
Net Assessed		281,285
Net Assessed Under Protest		
Senior Freeze	0	0
Capped Parcels	125	192,800



Personal	Count	Value
Agricultural	2	643
Commercial	9	61,173
Mobile Home	1	664
Total Personal	12	62,480
Total Exempt	1	200
TIF Increment Value		
Net Assessed		62,280
Net Assessed Under Protest		
Public Service	Count	Value
Total PS Value	4	146,349
TIF Increment Value		
Net Assessed		146,349



District Totals	
Total Gross Value	512,898
Homestead Loss	18,000
Other Exemption Loss	4,984
TIF Increment Value	
Retained TIF Value	
Net Assessed Value	489,914
Net Assessed Under Protest	

* Public Service Protests Values are not included on this report.

Real	Count	Value
Agricultural	1	2,333
Commercial	6	53,154
Residential	67	78,534
Total Real Value	74	134,021
Homestead	2	2,000
Veteran	0	0
Other	0	0
Total Exempt	2	2,000

TIF Increment Value

Net Assessed 132,021

Net Assessed Under Protest

Senior Freeze	0	0
Capped Parcels	55	147,303

Personal	Count	Value
Agricultural	2	3,187
Commercial	1	116
Mobile Home	0	0
Total Personal	3	3,303
Total Exempt	0	0

TIF Increment Value

Net Assessed 3,303

Net Assessed Under Protest

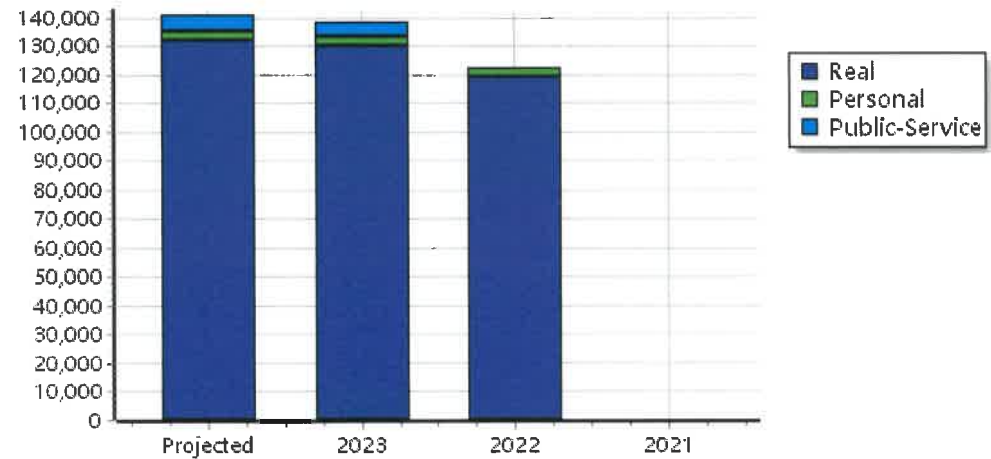
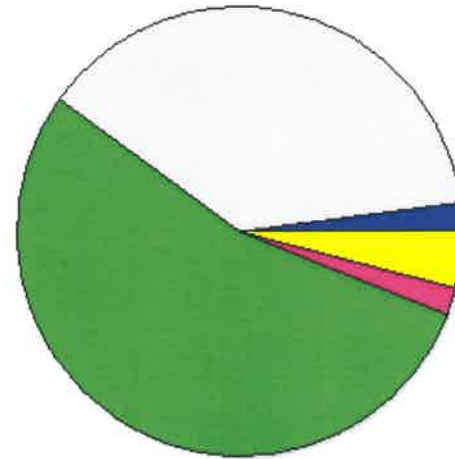
Public Service	Count	Value
Total PS Value	1	5,871
TIF Increment Value		
Net Assessed		5,871

District Totals

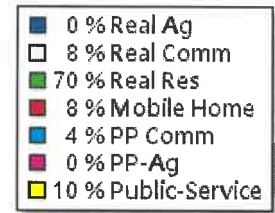
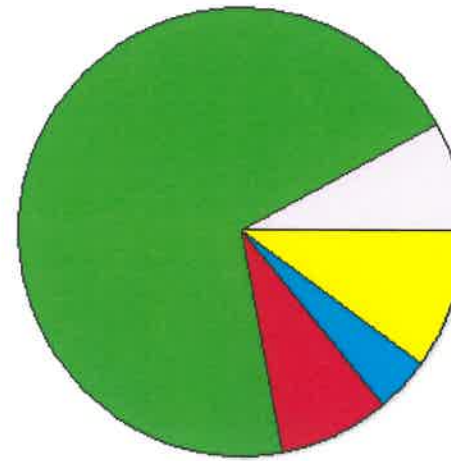
Total Gross Value	143,195
Homestead Loss	2,000
Other Exemption Loss	0
TIF Increment Value	
Retained TIF Value	
Net Assessed Value	141,195

Net Assessed Under Protest

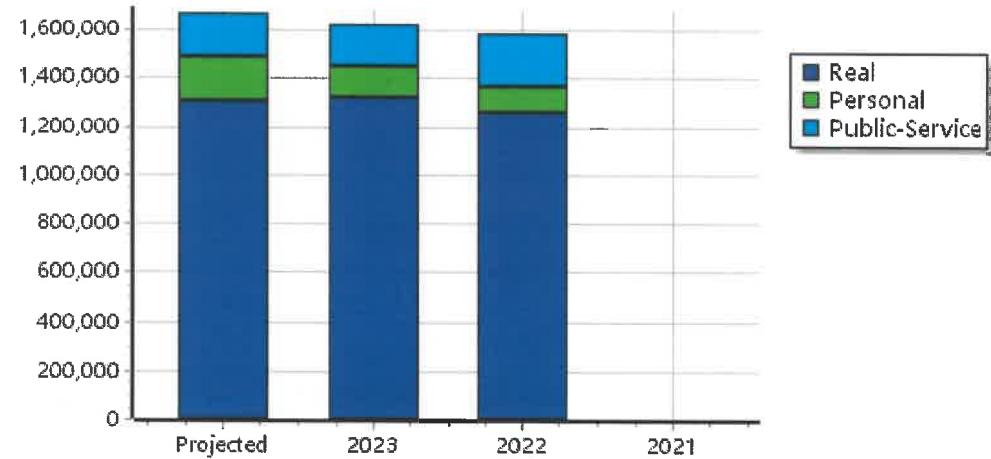
* Public Service Protests Values are not included on this report.



Real	Count	Value
Agricultural	1	4,867
Commercial	29	133,879
Residential	175	1,225,966
Total Real Value	205	1,364,712
Homestead	54	55,000
Veteran	1	4,695
Other	0	0
Total Exempt	56	59,695
TIF Increment Value		
Net Assessed		1,305,017
Net Assessed Under Protest		
Senior Freeze	1	5,682
Capped Parcels	139	682,831



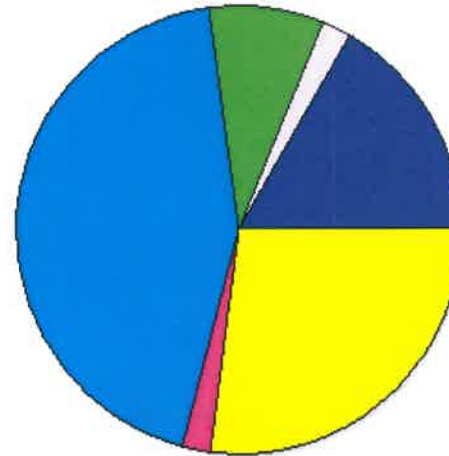
Personal	Count	Value
Agricultural	1	25
Commercial	9	55,153
Mobile Home	39	127,555
Total Personal	49	182,733
Total Exempt	14	1,400
TIF Increment Value		
Net Assessed		181,333
Net Assessed Under Protest		
Public Service		
Total PS Value	2	182,673
TIF Increment Value		
Net Assessed		182,673



District Totals	
Total Gross Value	1,730,118
Homestead Loss	55,000
Other Exemption Loss	6,095
TIF Increment Value	
Retained TIF Value	
Net Assessed Value	1,669,023
Net Assessed Under Protest	

* Public Service Protests Values are not included on this report.

Real	Count	Value
Agricultural	6,597	28,629,773
Commercial	407	5,304,761
Residential	2,163	15,979,466
Total Real Value	9,167	49,914,000
Homestead	1,093	1,105,837
Veteran	11	102,756
Other	1	7,762
Total Exempt	1,119	1,216,355



TIF Increment Value

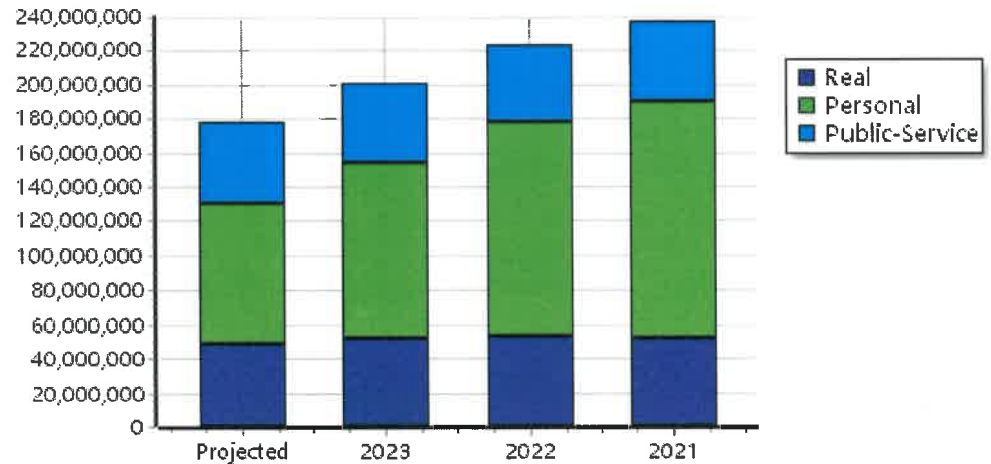
Net Assessed		48,697,645
Net Assessed Under Protest	4	2,534,154
Senior Freeze	27	105,529
Capped Parcels	3,515	11,798,530

Personal	Count	Value
Agricultural	530	5,200,129
Commercial	437	76,044,493
Mobile Home	218	628,787
Total Personal	1,185	81,873,409
Total Exempt	113	13,090

TIF Increment Value

Net Assessed		81,860,319
Net Assessed Under Protest	1	2,701

Public Service	Count	Value
Total PS Value	105	47,076,628
TIF Increment Value		
Net Assessed		47,076,628

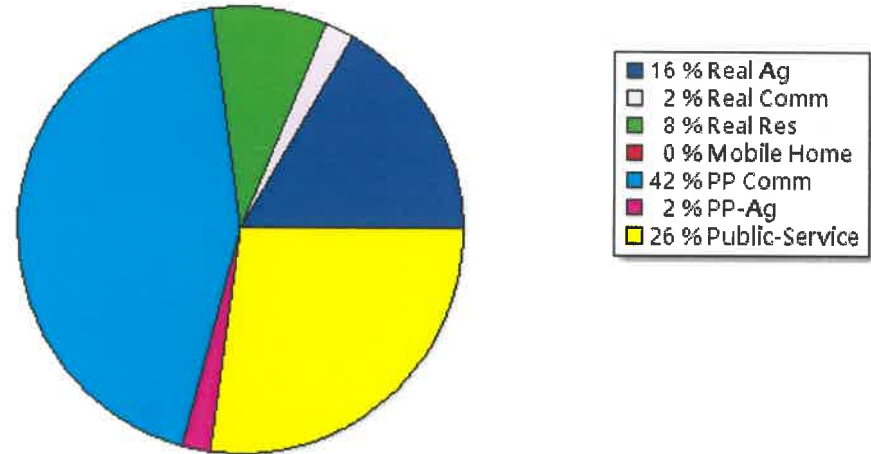


District Totals

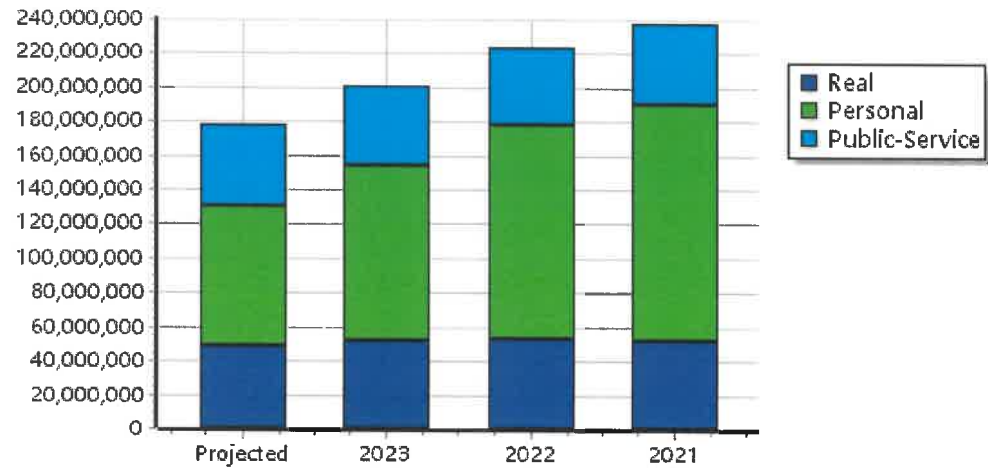
Total Gross Value	178,864,037
Homestead Loss	1,105,837
Other Exemption Loss	123,608
TIF Increment Value	
Retained TIF Value	
Net Assessed Value	177,634,592
Net Assessed Under Protest	2,536,855

* Public Service Protests Values are not included on this report.

Real	Count	Value
Agricultural	6,597	28,629,773
Commercial	407	5,304,761
Residential	2,163	15,979,466
Total Real Value	9,167	49,914,000
Homestead	1,093	1,105,837
Veteran	11	102,756
Other	1	7,762
Total Exempt	1,119	1,216,355
TIF Increment Value		
Net Assessed		48,697,645
Net Assessed Under Protest	4	2,534,154
Senior Freeze	27	105,529
Capped Parcels	3,515	11,798,530



Personal	Count	Value
Agricultural	530	5,200,129
Commercial	437	76,044,493
Mobile Home	218	628,787
Total Personal	1,185	81,873,409
Total Exempt	113	13,090
TIF Increment Value		
Net Assessed		81,860,319
Net Assessed Under Protest	1	2,701
Public Service		
Total PS Value	105	47,076,628
TIF Increment Value		
Net Assessed		47,076,628



District Totals	
Total Gross Value	178,864,037
Homestead Loss	1,105,837
Other Exemption Loss	123,608
TIF Increment Value	
Retained TIF Value	
Net Assessed Value	177,634,592
Net Assessed Under Protest	2,536,855

* Public Service Protests Values are not included on this report.

Real	Count	Value
Agricultural	1,165	4,804,512
Commercial	60	1,607,210
Residential	392	1,927,769
Total Real Value	1,617	8,339,491
Homestead	146	149,500
Veteran	1	5,658
Other	1	7,762
Total Exempt	152	162,920

TIF Increment Value

Net Assessed		8,176,571
Net Assessed Under Protest	1	703,979
Senior Freeze	5	5,443
Capped Parcels	581	2,056,377

Personal	Count	Value
Agricultural	64	983,468
Commercial	79	3,903,731
Mobile Home	13	39,594
Total Personal	156	4,926,793
Total Exempt	6	800

TIF Increment Value

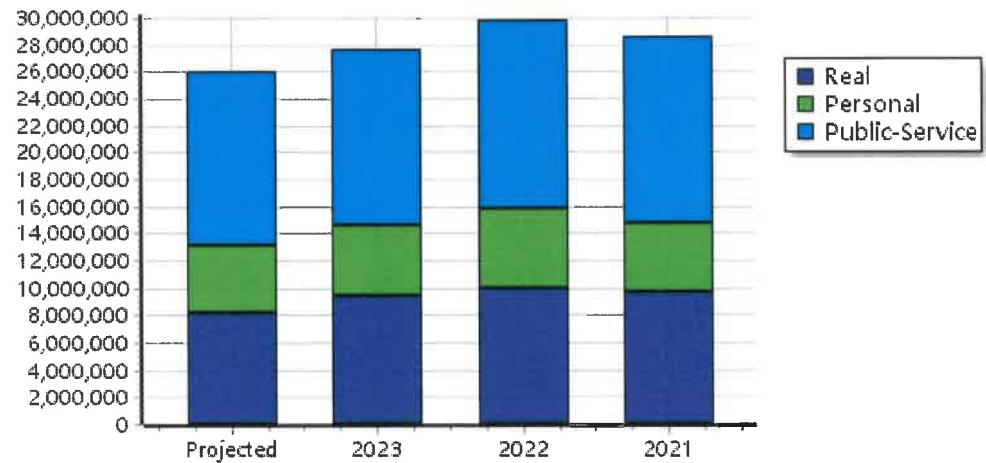
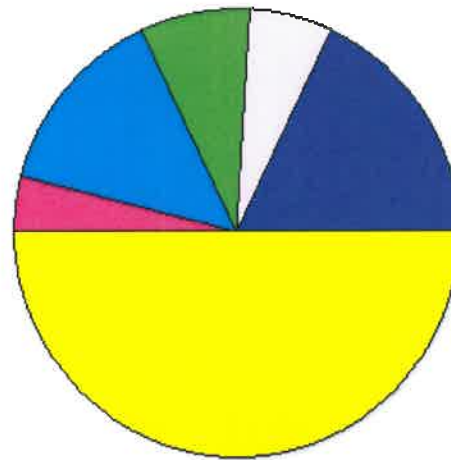
Net Assessed		4,925,993
Net Assessed Under Protest	1	2,701

Public Service	Count	Value
Total PS Value	25	12,946,626
TIF Increment Value		
Net Assessed		12,946,626

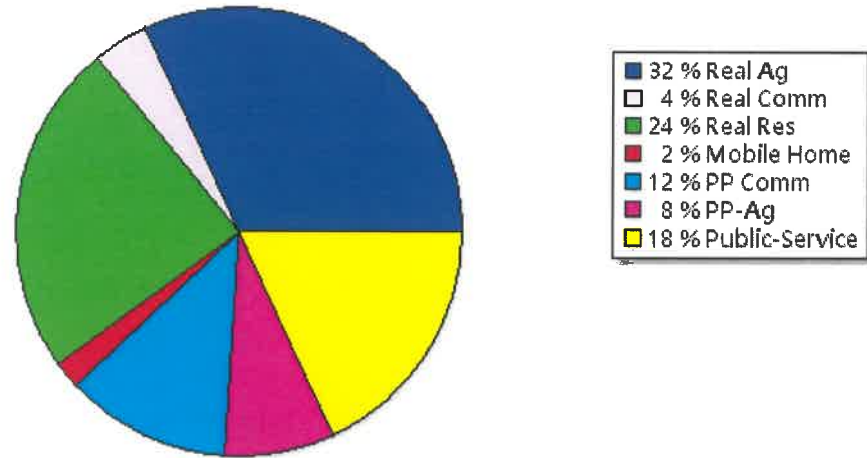
District Totals

Total Gross Value	26,212,910
Homestead Loss	149,500
Other Exemption Loss	14,220
TIF Increment Value	
Retained TIF Value	
Net Assessed Value	26,049,190
Net Assessed Under Protest	706,680

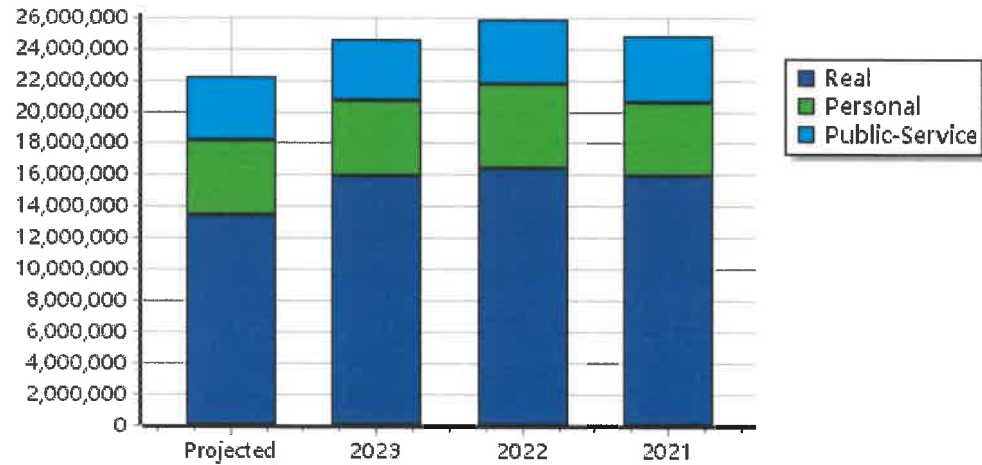
* Public Service Protests Values are not included on this report.



Real	Count	Value
Agricultural	1,068	7,357,444
Commercial	107	1,100,800
Residential	610	5,370,485
Total Real Value	1,785	13,828,729
Homestead	286	290,549
Veteran	3	25,437
Other	0	0
Total Exempt	294	315,986
TIF Increment Value		
Net Assessed		13,512,743
Net Assessed Under Protest	3	1,830,175
Senior Freeze	5	22,674
Capped Parcels	715	2,227,542



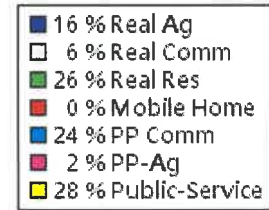
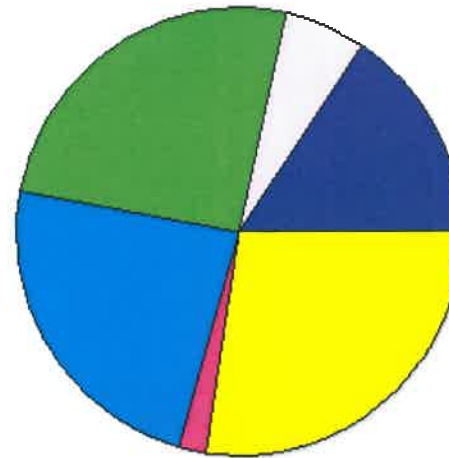
Personal	Count	Value
Agricultural	85	1,755,395
Commercial	75	2,566,760
Mobile Home	158	337,863
Total Personal	318	4,660,018
Total Exempt	76	7,757
TIF Increment Value		
Net Assessed		4,652,261
Net Assessed Under Protest	0	0
Public Service	Count	Value
Total PS Value	19	4,004,813
TIF Increment Value		
Net Assessed		4,004,813



District Totals	
Total Gross Value	22,493,560
Homestead Loss	290,549
Other Exemption Loss	33,194
TIF Increment Value	
Retained TIF Value	
Net Assessed Value	22,169,817
Net Assessed Under Protest	1,830,175

* Public Service Protests Values are not included on this report.

Real	Count	Value
Agricultural	1,000	4,276,875
Commercial	168	1,707,041
Residential	883	7,166,245
Total Real Value	2,051	13,150,161
Homestead	382	385,788
Veteran	4	37,321
Other	0	0
Total Exempt	390	423,109



TIF Increment Value

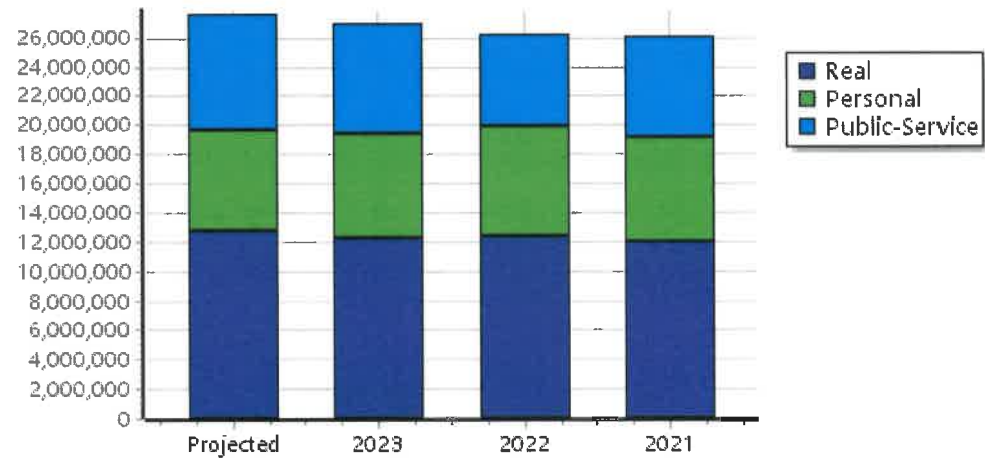
Net Assessed	12,727,052
Net Assessed Under Protest	
Senior Freeze	15 71,612
Capped Parcels	1,158 4,844,379

Personal	Count	Value
Agricultural	85	308,759
Commercial	154	6,610,655
Mobile Home	12	33,845
Total Personal	251	6,953,259
Total Exempt	5	620

TIF Increment Value

Net Assessed	6,952,639
Net Assessed Under Protest	

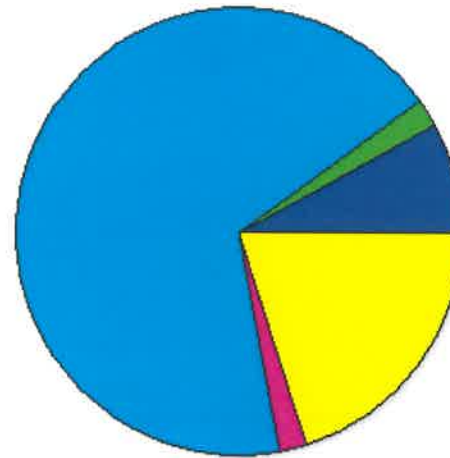
Public Service	Count	Value
Total PS Value	22	7,920,889
TIF Increment Value		
Net Assessed		7,920,889



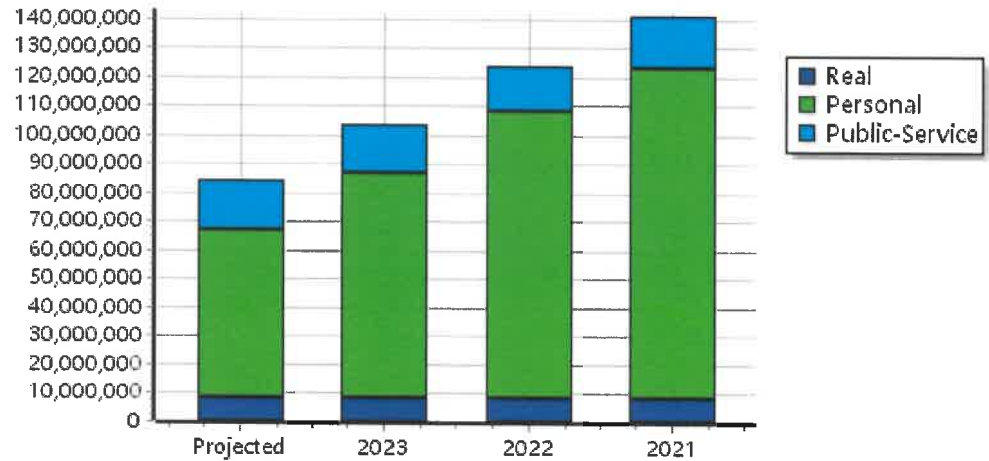
District Totals	
Total Gross Value	28,024,309
Homestead Loss	385,788
Other Exemption Loss	37,941
TIF Increment Value	
Retained TIF Value	
Net Assessed Value	27,600,580
Net Assessed Under Protest	

* Public Service Protests Values are not included on this report.

Real	Count	Value
Agricultural	1,818	6,969,330
Commercial	45	790,067
Residential	121	972,277
Total Real Value	1,984	8,731,674
Homestead	153	153,000
Veteran	2	29,556
Other	0	0
Total Exempt	155	182,556
TIF Increment Value		
Net Assessed		8,549,118
Net Assessed Under Protest		
Senior Freeze	0	0
Capped Parcels	543	1,616,253



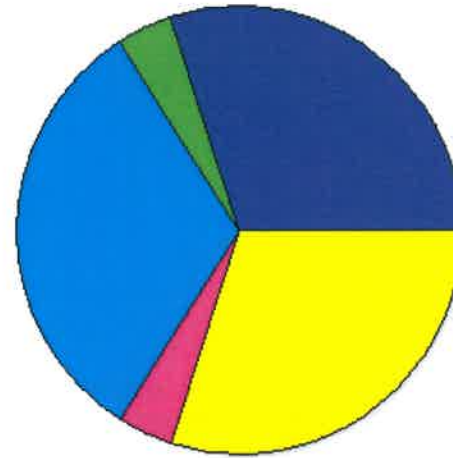
Personal	Count	Value
Agricultural	161	1,287,069
Commercial	76	57,285,300
Mobile Home	26	162,442
Total Personal	263	58,734,811
Total Exempt	15	2,113
TIF Increment Value		
Net Assessed		58,732,698
Net Assessed Under Protest		
Public Service		
Total PS Value	17	17,012,271
TIF Increment Value		
Net Assessed		17,012,271



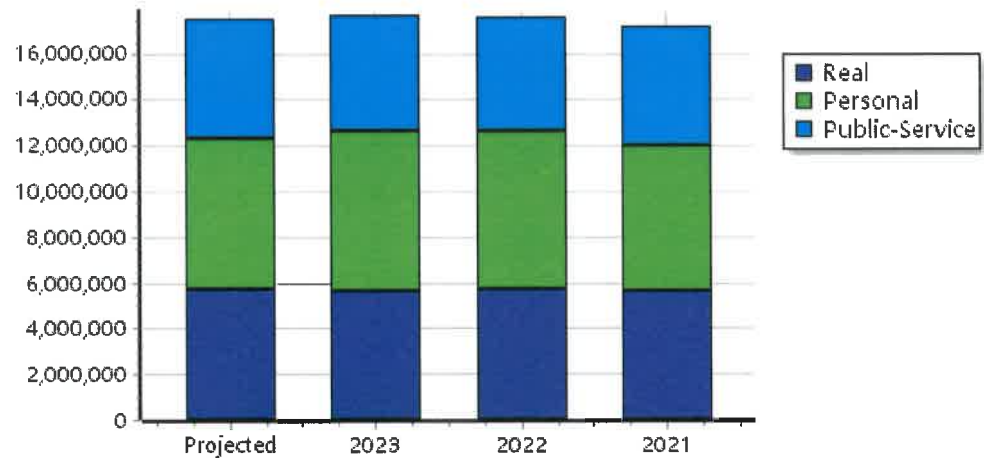
District Totals	
Total Gross Value	84,478,756
Homestead Loss	153,000
Other Exemption Loss	31,669
TIF Increment Value	
Retained TIF Value	
Net Assessed Value	84,294,087
Net Assessed Under Protest	

* Public Service Protests Values are not included on this report.

Real	Count	Value
Agricultural	1,536	5,204,834
Commercial	27	99,643
Residential	157	542,690
Total Real Value	1,720	5,847,167
Homestead	126	127,000
Veteran	1	4,784
Other	0	0
Total Exempt	128	131,784
TIF Increment Value		
Net Assessed		5,715,383
Net Assessed Under Protest		
Senior Freeze	2	5,800
Capped Parcels	516	1,052,973



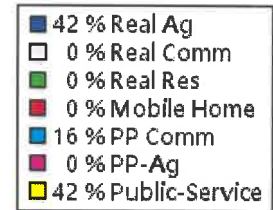
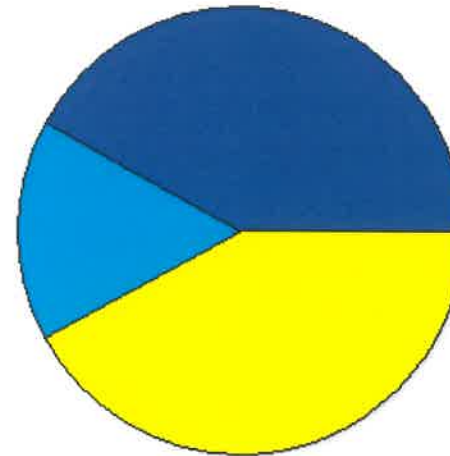
Personal	Count	Value
Agricultural	135	865,438
Commercial	51	5,671,269
Mobile Home	9	55,043
Total Personal	195	6,591,750
Total Exempt	11	1,800
TIF Increment Value		
Net Assessed		6,589,950
Net Assessed Under Protest		
Public Service	Count	Value
Total PS Value	20	5,174,912
TIF Increment Value		
Net Assessed		5,174,912



District Totals	
Total Gross Value	17,613,829
Homestead Loss	127,000
Other Exemption Loss	6,584
TIF Increment Value	
Retained TIF Value	
Net Assessed Value	17,480,245
Net Assessed Under Protest	

* Public Service Protests Values are not included on this report.

Real	Count	Value
Agricultural	10	16,778
Commercial	0	0
Residential	0	0
Total Real Value	10	16,778
Homestead	0	0
Veteran	0	0
Other	0	0
Total Exempt	0	0

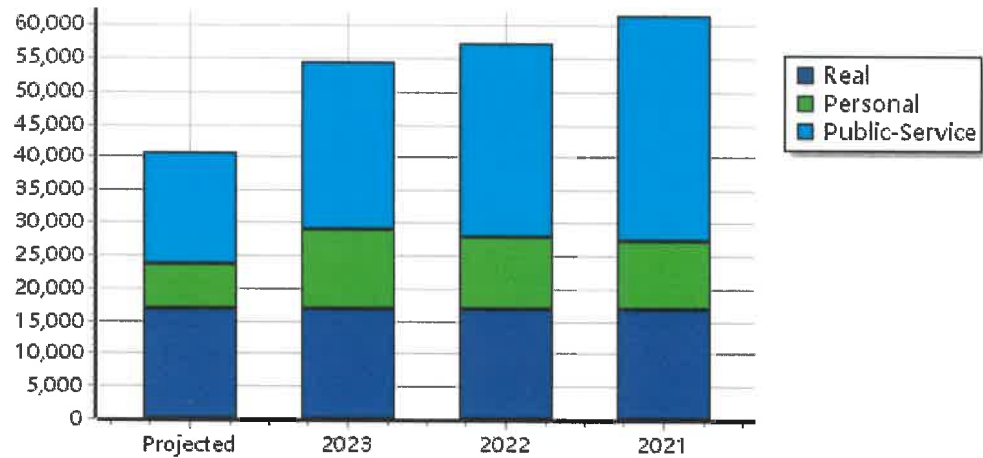


TIF Increment Value	
Net Assessed	16,778
Net Assessed Under Protest	
Senior Freeze	0
Capped Parcels	2

Personal	Count	Value
Agricultural	0	0
Commercial	2	6,778
Mobile Home	0	0
Total Personal	2	6,778
Total Exempt	0	0

TIF Increment Value	
Net Assessed	6,778
Net Assessed Under Protest	

Public Service	Count	Value
Total PS Value	2	17,117
TIF Increment Value		
Net Assessed		17,117



District Totals	
Total Gross Value	40,673
Homestead Loss	0
Other Exemption Loss	0
TIF Increment Value	
Retained TIF Value	
Net Assessed Value	40,673
Net Assessed Under Protest	

* Public Service Protests Values are not included on this report.