

2022 BEAVER COUNTY ASSESSOR'S OFFICE REPORT TO THE EXCISE BOARD

07/27/2022

City/Village								
DISTRICT	DESCRIPTION	PERSONAL PROPERTY	REAL PROPERTY	PUBLIC SERVICE	TOTAL VALUATION	HOMESTEAD EXEMPTIONS	OTHER EXEMPTIONS	NET VALUATION
T01	BEAVER CITY	510,652	7,042,508	484,196	8,037,356	273,919	12,085	7,751,352
T02	FORGAN CITY	63,094	1,462,355	132,686	1,658,135	94,000	13,096	1,551,039
T03	GATE CITY	58,703	296,413	6,236	361,352	20,000	4,509	336,843
T04	KNOWLES CITY	3,265	120,993	0	124,258	2,000	0	122,258
T05	TURPIN CITY	108,080	1,335,237	219,924	1,663,241	57,000	4,558	1,601,683
CITY/VILLAGE TOTAL VALUATION		743,794	10,257,506	843,042	11,844,342	446,919	34,248	11,363,175

County								
DISTRICT	DESCRIPTION	PERSONAL PROPERTY	REAL PROPERTY	PUBLIC SERVICE	TOTAL VALUATION	HOMESTEAD EXEMPTIONS	OTHER EXEMPTIONS	NET VALUATION
C001	Beaver County General	125,260,515	54,185,784	45,444,738	224,891,037	1,101,838	141,325	223,647,874
COUNTY TOTAL VALUATION		125,260,515	54,185,784	45,444,738	224,891,037	1,101,838	141,325	223,647,874

Other								
DISTRICT	DESCRIPTION	PERSONAL PROPERTY	REAL PROPERTY	PUBLIC SERVICE	TOTAL VALUATION	HOMESTEAD EXEMPTIONS	OTHER EXEMPTIONS	NET VALUATION
EMS	EMS	125,260,515	54,185,784	45,444,738	224,891,037	1,101,838	141,325	223,647,874
OTHER TOTAL VALUATION		125,260,515	54,185,784	45,444,738	224,891,037	1,101,838	141,325	223,647,874

School								
DISTRICT	DESCRIPTION	PERSONAL PROPERTY	REAL PROPERTY	PUBLIC SERVICE	TOTAL VALUATION	HOMESTEAD EXEMPTIONS	OTHER EXEMPTIONS	NET VALUATION
123 FORG	123 FORGAN	5,880,103	10,069,301	14,105,572	30,054,976	156,919	13,096	29,884,961
128 TURP	128 TURPIN	5,348,981	16,679,043	4,128,828	26,156,852	288,000	25,996	25,842,856
22 BEAVE	22 BEAVER	7,508,373	12,784,252	6,411,854	26,704,479	378,919	42,989	26,282,571
75 BALKO	75 BALKO	99,583,980	8,723,089	15,891,555	124,198,624	155,000	34,749	124,008,875
JI-1 LAV	JI-1 LAVERNE	6,928,003	5,913,321	4,877,627	17,718,951	123,000	24,495	17,571,456
JI-42 SH	JI-42 SHATTUCK	11,075	16,778	29,302	57,155	0	0	57,155
SCHOOL TOTAL VALUATION		125,260,515	54,185,784	45,444,738	224,891,037	1,101,838	141,325	223,647,874

2022 BEAVER COUNTY ASSESSOR'S OFFICE REPORT TO THE EXCISE BOARD

07/27/2022

I, Lesa Slatten, Assessor of Beaver County Oklahoma, do hereby certify that the foregoing is a true and correct statement of valuations for Real Estate, Personal Property, Public Service and Homestead Exemptions as certified by the State Board of Equalization and shown by the records in the County Assessor's office. Subscribed by my name and affixed the seal of the County Assessors office on this day of 07/27/2022.

State of Oklahoma)
Beaver County) SS

Lesa Slatten

Lesa Slatten
County Assessor
Beaver County



I, , County Clerk of Beaver County Oklahoma, do hereby certify that the above is a true, correct and complete list of the valuations of Beaver County Oklahoma as certified by the Beaver County Assessor's office.

Kerry Yeomans

County Clerk
Beaver County

Seal

Excise Board:

Richard Radney

Robert Taylor

July 28 2022
Date



T01 BEAVER CITY

District Type : City/Village

Real	Count	Value
Agricultural	62	29,375
Commercial	130	1,205,172
Residential	759	5,807,961
Total Real Value	951	7,042,508
Homestead	272	273,919
Veteran	2	12,085
Other	0	0
Total Exempt	276	286,004

TIF Increment Value

Net Assessed 6,756,504

Net Assessed Under Protest

Senior Freeze	7	27,806
Capped Parcels	543	1,295,812

Personal	Count	Value
Agricultural	5	22,762
Commercial	95	470,025
Mobile Home	6	18,065
Total Personal	106	510,852
Total Exempt	2	200

TIF Increment Value

Net Assessed 510,652

Net Assessed Under Protest

Public Service	Count	Value
Total PS Value	8	484,196

TIF Increment Value

Net Assessed 484,196

District Totals

Total Gross Value	8,037,556
Homestead Loss	273,919
Other Exemption Loss	12,285

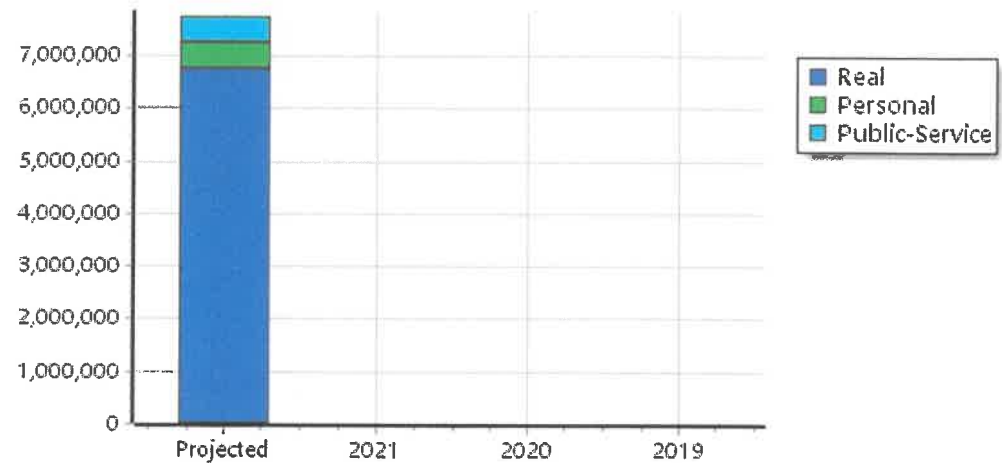
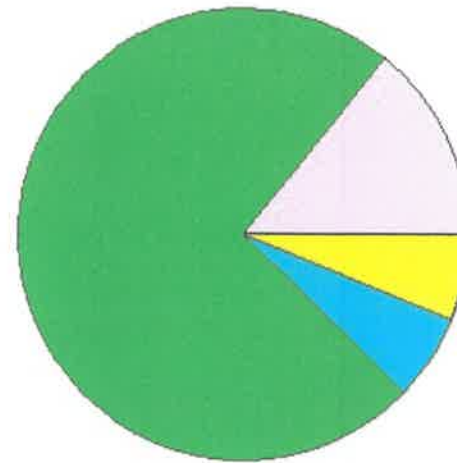
TIF Increment Value

Retained TIF Value

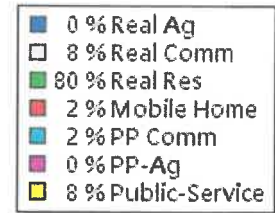
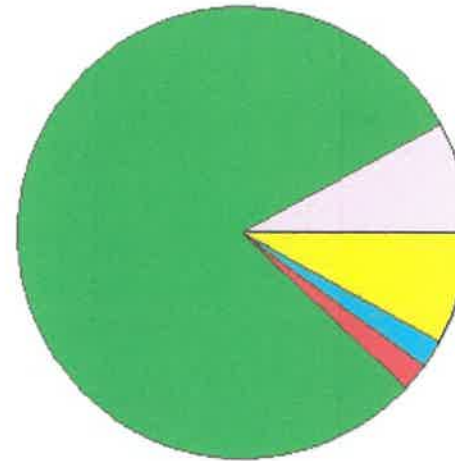
Net Assessed Value 7,751,352

Net Assessed Under Protest

* Public Service Protests Values are not included on this report.



Real	Count	Value
Agricultural	3	2,794
Commercial	27	116,389
Residential	278	1,343,172
Total Real Value	308	1,462,355
Homestead	93	94,000
Veteran	1	13,096
Other	1	7,762
Total Exempt	96	107,096



TIF Increment Value

Net Assessed 1,355,259

Net Assessed Under Protest

Senior Freeze	2	3,274
Capped Parcels	262	794,938

Personal	Count	Value
Agricultural	0	0
Commercial	17	37,199
Mobile Home	10	26,295
Total Personal	27	63,494
Total Exempt	4	400

TIF Increment Value

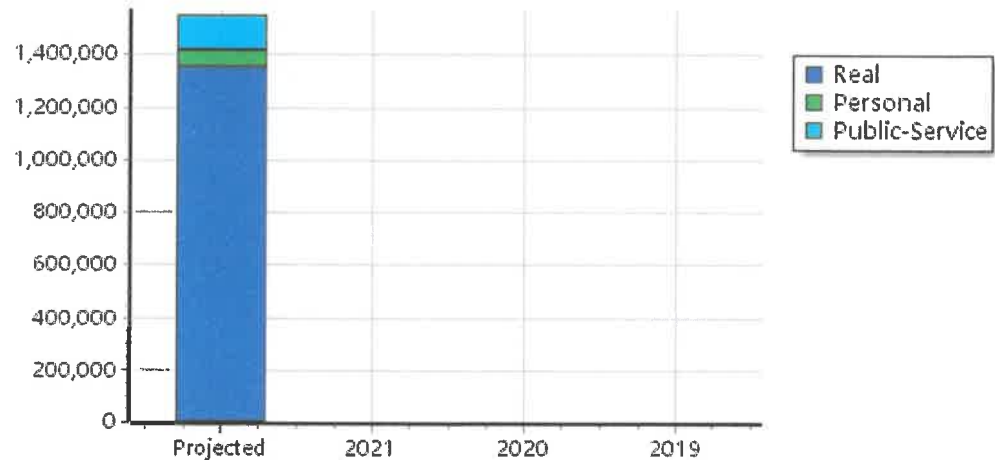
Net Assessed 63,094

Net Assessed Under Protest

Public Service	Count	Value
Total PS Value	6	132,686

TIF Increment Value

Net Assessed 132,686



I-123

⊗ PROTEST: SOUTHERN STAR CENTRAL GAS PIPELINE INC. \$1,042,003

District Totals

Total Gross Value	1,658,535
Homestead Loss	94,000
Other Exemption Loss	13,496
TIF Increment Value	
Retained TIF Value	
Net Assessed Value	1,551,039

Net Assessed Under Protest

* Public Service Protests Values are not included on this report.

T03 GATE CITY

District Type : City/Village

Real	Count	Value
Agricultural	2	80
Commercial	17	33,008
Residential	112	263,325
Total Real Value	131	296,413
Homestead	20	20,000
Veteran	1	4,509
Other	0	0
Total Exempt	21	24,509

TIF Increment Value

Net Assessed 271,904

Net Assessed Under Protest

Senior Freeze	0	0
Capped Parcels	118	168,540

Personal	Count	Value
Agricultural	3	694
Commercial	7	57,545
Mobile Home	1	664
Total Personal	11	58,903
Total Exempt	1	200

TIF Increment Value

Net Assessed 58,703

Net Assessed Under Protest

Public Service	Count	Value
Total PS Value	2	6,236

TIF Increment Value

Net Assessed 6,236

⊗ PROTEST: SOUTHERN STAR CENTRAL GAS PIPELINE INC. \$ 177,497

District Totals

Total Gross Value	361,552
Homestead Loss	20,000
Other Exemption Loss	4,709

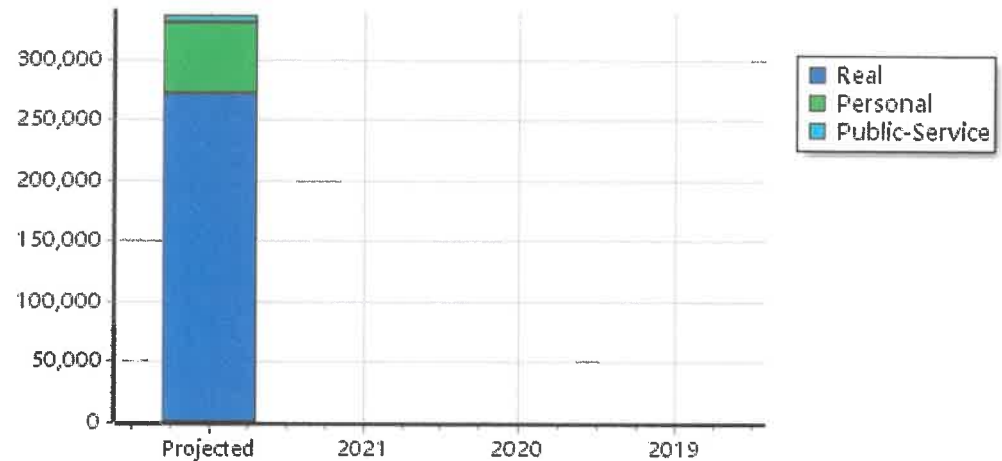
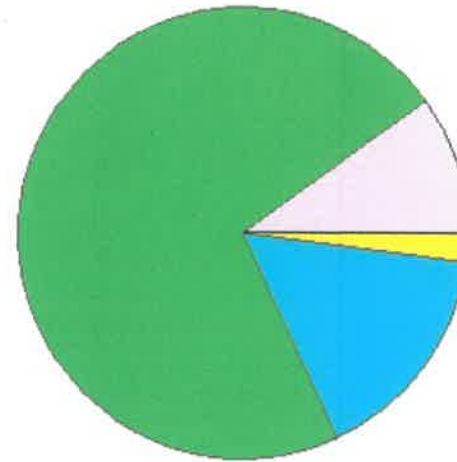
TIF Increment Value

Retained TIF Value

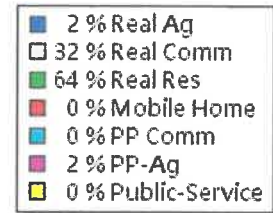
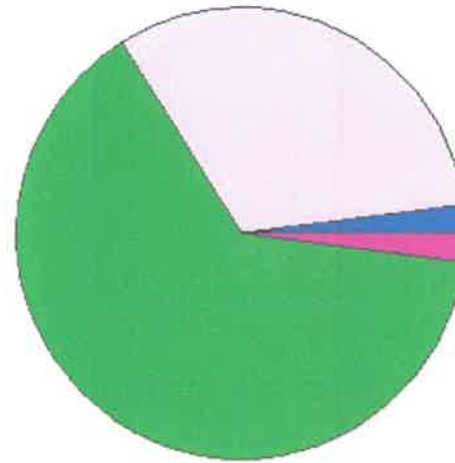
Net Assessed Value 336,843

Net Assessed Under Protest

* Public Service Protests Values are not included on this report.



Real	Count	Value
Agricultural	1	2,199
Commercial	6	40,393
Residential	68	78,401
Total Real Value	75	120,993
Homestead	2	2,000
Veteran	0	0
Other	0	0
Total Exempt	2	2,000



TIF Increment Value

Net Assessed 118,993

Net Assessed Under Protest

Senior Freeze	0	0
Capped Parcels	60	104,026

Personal	Count	Value
Agricultural	2	3,111
Commercial	1	154
Mobile Home	0	0
Total Personal	3	3,265
Total Exempt	0	0

TIF Increment Value

Net Assessed 3,265

Net Assessed Under Protest

Public Service	Count	Value
Total PS Value	0	0

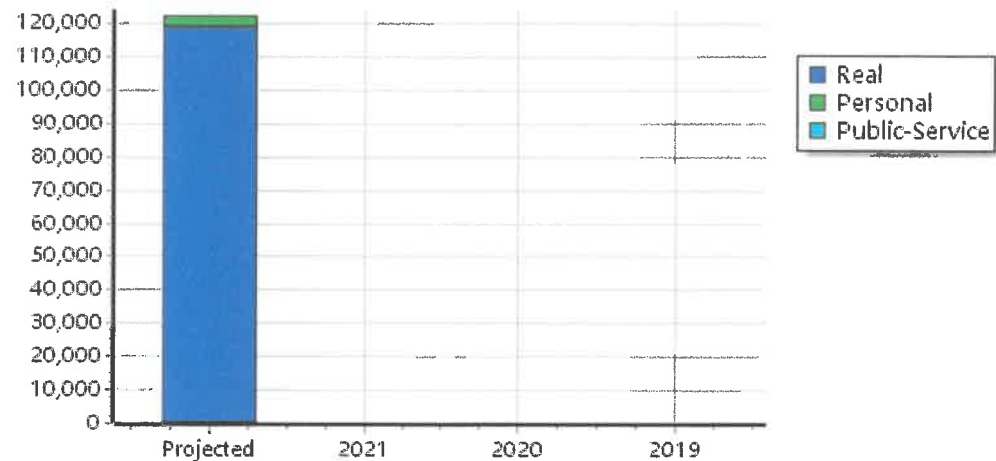
TIF Increment Value

Net Assessed 0

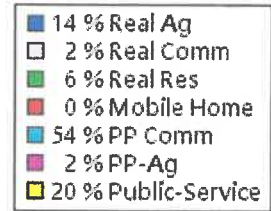
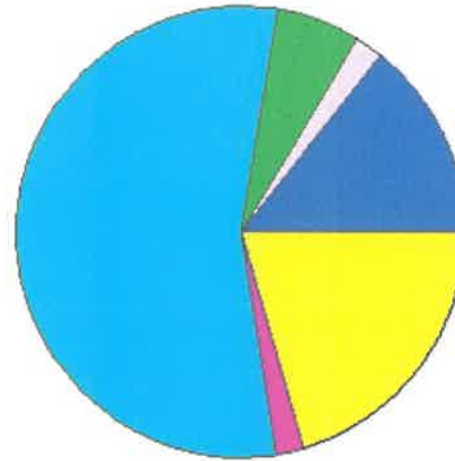
I-123 FORGAN
(X) PROTEST

District Totals	
Total Gross Value	124,258
Homestead Loss	2,000
Other Exemption Loss	0
TIF Increment Value	
Retained TIF Value	
Net Assessed Value	122,258

Net Assessed Under Protest
 * Public Service Protests Values are not included on this report.



Real	Count	Value
Agricultural	6,616	32,955,845
Commercial	397	5,568,245
Residential	2,128	15,661,694
Total Real Value	9,141	54,185,784
Homestead	1,092	1,101,838
Veteran	12	141,325
Other	1	7,762
Total Exempt	1,116	1,243,163



TIF Increment Value

Net Assessed		52,942,621
Net Assessed Under Protest	0	0
Senior Freeze	24	88,388
Capped Parcels	2,453	6,934,253

Personal	Count	Value
Agricultural	563	4,247,458
Commercial	451	120,486,137
Mobile Home	220	541,739
Total Personal	1,234	125,275,334
Total Exempt	132	14,819

TIF Increment Value

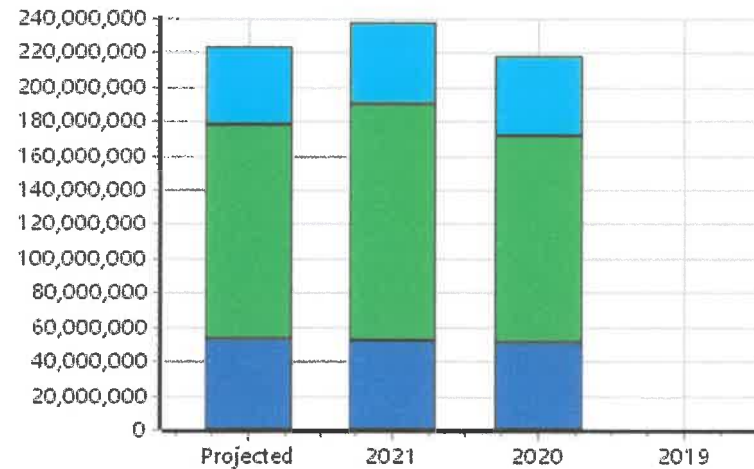
Net Assessed		125,260,515
Net Assessed Under Protest	7	25,068,661

Public Service	Count	Value
Total PS Value	101	45,444,738

TIF Increment Value

Net Assessed		45,444,738
---------------------	--	-------------------

TOTAL
PROTEST! *\$1,547,866*
SOUTHERN STAR CENTRAL GAS PIPELINE, INC

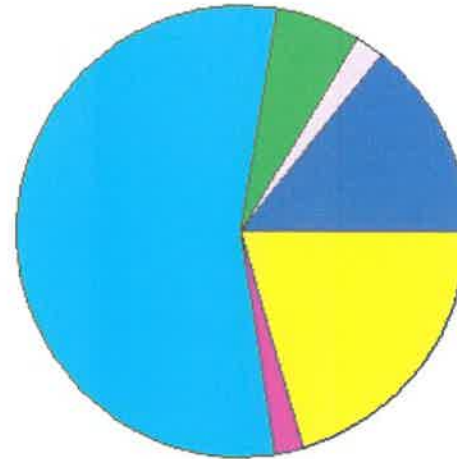


District Totals

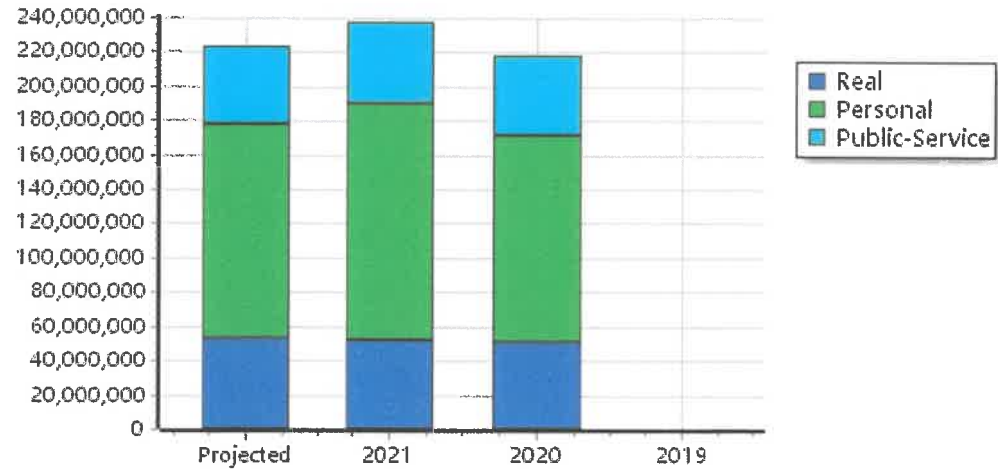
Total Gross Value	224,905,856
Homestead Loss	1,101,838
Other Exemption Loss	156,144
TIF Increment Value	
Retained TIF Value	
Net Assessed Value	223,647,874
Net Assessed Under Protest	25,068,661

* Public Service Protests Values are not included on this report.

Real	Count	Value
Agricultural	6,616	32,955,845
Commercial	397	5,568,245
Residential	2,128	15,661,694
Total Real Value	9,141	54,185,784
Homestead	1,092	1,101,838
Veteran	12	141,325
Other	1	7,762
Total Exempt	1,116	1,243,163
TIF Increment Value		
Net Assessed		52,942,621
Net Assessed Under Protest	0	0
Senior Freeze	24	88,388
Capped Parcels	2,453	6,934,253



Personal	Count	Value
Agricultural	563	4,247,458
Commercial	451	120,486,137
Mobile Home	220	541,739
Total Personal	1,234	125,275,334
Total Exempt	132	14,819
TIF Increment Value		
Net Assessed		125,260,515
Net Assessed Under Protest	7	25,068,661



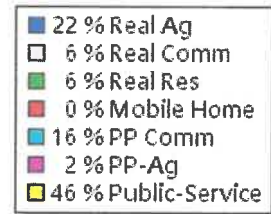
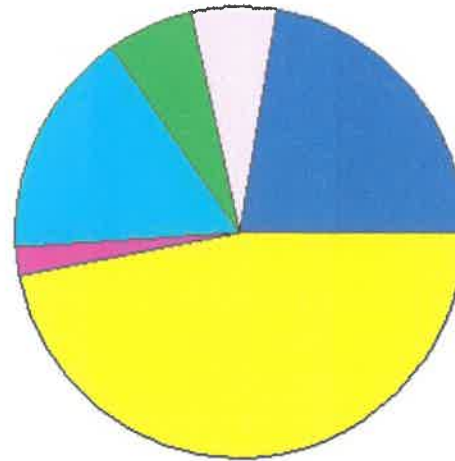
Public Service	Count	Value
Total PS Value	101	45,444,738
TIF Increment Value		
Net Assessed		45,444,738

⊗ **PROTEST** TOTAL \$ 1,547,866
 SOUTHERN STAR CENTRAL GAS PIPELINE, INC

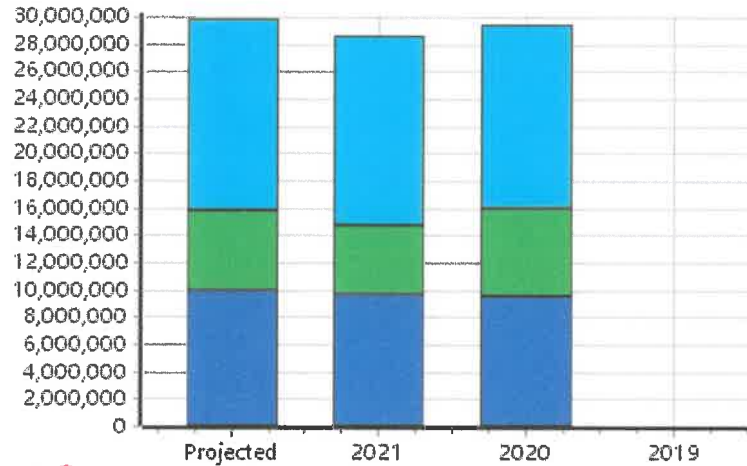
District Totals	
Total Gross Value	224,905,856
Homestead Loss	1,101,838
Other Exemption Loss	156,144
TIF Increment Value	
Retained TIF Value	
Net Assessed Value	223,647,874
Net Assessed Under Protest	25,068,661

* Public Service Protests Values are not included on this report.

Real	Count	Value
Agricultural	1,171	6,437,562
Commercial	59	1,733,075
Residential	391	1,898,664
Total Real Value	1,621	10,069,301
Homestead	156	156,919
Veteran	1	13,096
Other	1	7,762
Total Exempt	160	170,015
TIF Increment Value		
Net Assessed		9,899,286
Net Assessed Under Protest	0	0
Senior Freeze	5	15,619
Capped Parcels	479	1,299,451



Personal	Count	Value
Agricultural	74	785,668
Commercial	88	5,053,815
Mobile Home	16	41,520
Total Personal	178	5,881,003
Total Exempt	7	900
TIF Increment Value		
Net Assessed		5,880,103
Net Assessed Under Protest	1	204,077



Public Service	Count	Value
Total PS Value	24	14,105,572

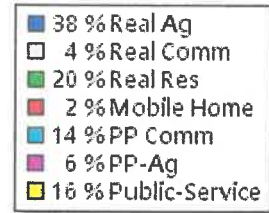
TIF Increment Value		
Net Assessed		14,105,572

I-123
 (*) **PROTEST**
SOUTHERN STAR CENTRAL GAS PIPELINE INC. \$ 1,042,003

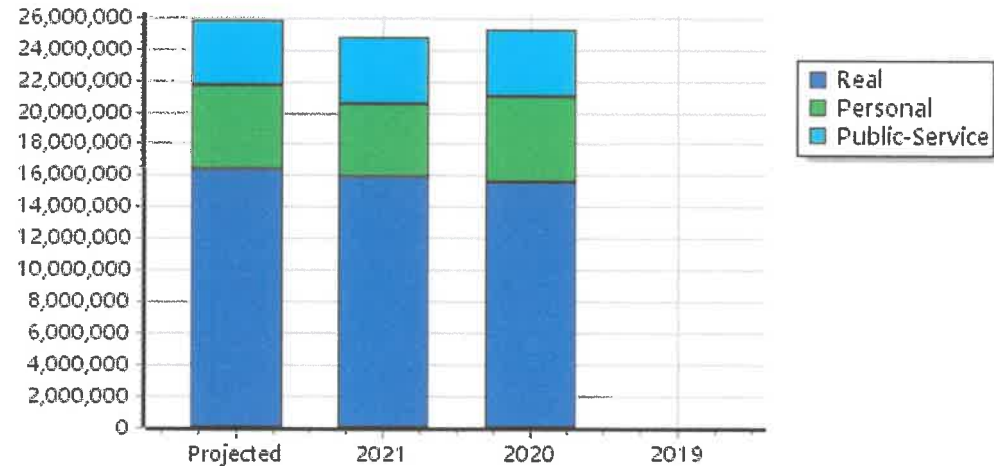
District Totals	
Total Gross Value	30,055,876
Homestead Loss	156,919
Other Exemption Loss	13,996
TIF Increment Value	
Retained TIF Value	
Net Assessed Value	29,884,961
Net Assessed Under Protest	204,077

* Public Service Protests Values are not included on this report.

Real	Count	Value
Agricultural	1,063	9,969,936
Commercial	103	1,274,516
Residential	584	5,434,591
Total Real Value	1,750	16,679,043
Homestead	283	288,000
Veteran	3	25,996
Other	0	0
Total Exempt	291	313,996
TIF Increment Value		
Net Assessed		16,365,047
Net Assessed Under Protest	0	0
Senior Freeze	5	18,824
Capped Parcels	522	1,671,917



Personal	Count	Value
Agricultural	86	1,376,539
Commercial	77	3,675,723
Mobile Home	153	305,508
Total Personal	316	5,357,770
Total Exempt	87	8,789
TIF Increment Value		
Net Assessed		5,348,981
Net Assessed Under Protest	1	144,940
Public Service		
Total PS Value	19	4,128,828
TIF Increment Value		
Net Assessed		4,128,828

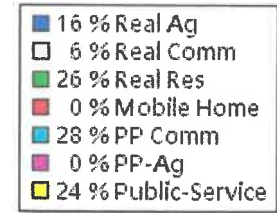
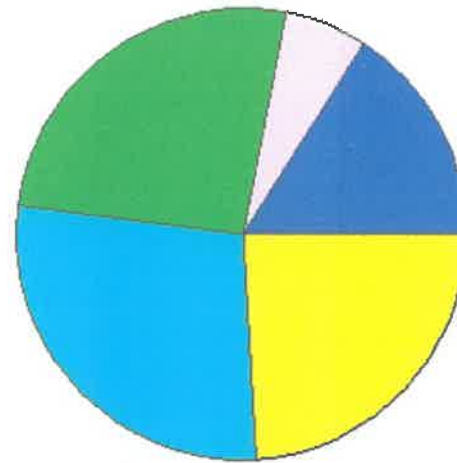


I-128
 (*) **PROTEST**
SOUTHERN STAR CENTRAL GAS PIPELINE INC. \$328,366

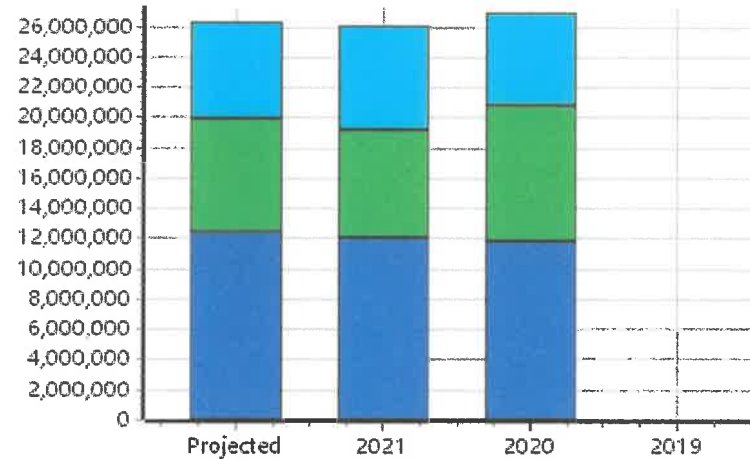
District Totals	
Total Gross Value	26,165,641
Homestead Loss	288,000
Other Exemption Loss	34,785
TIF Increment Value	
Retained TIF Value	
Net Assessed Value	25,842,856
Net Assessed Under Protest	144,940

* Public Service Protests Values are not included on this report.

Real	Count	Value
Agricultural	1,001	4,235,933
Commercial	166	1,692,765
Residential	880	6,855,554
Total Real Value	2,047	12,784,252
Homestead	376	378,919
Veteran	4	42,989
Other	0	0
Total Exempt	383	421,908
TIF Increment Value		
Net Assessed		12,362,344
Net Assessed Under Protest	0	0
Senior Freeze	12	49,596
Capped Parcels	819	2,199,904



Personal	Count	Value
Agricultural	96	236,067
Commercial	155	7,245,120
Mobile Home	11	28,006
Total Personal	262	7,509,193
Total Exempt	7	820
TIF Increment Value		
Net Assessed		7,508,373
Net Assessed Under Protest	1	187,780
Public Service		
Total PS Value	22	6,411,854
TIF Increment Value		
Net Assessed		6,411,854



District Totals	
Total Gross Value	26,705,299
Homestead Loss	378,919
Other Exemption Loss	43,809
TIF Increment Value	
Retained TIF Value	
Net Assessed Value	26,282,571
Net Assessed Under Protest	187,780

* Public Service Protests Values are not included on this report.

Real	Count	Value
Agricultural	1,831	7,040,886
Commercial	42	739,211
Residential	118	942,992
Total Real Value	1,991	8,723,089
Homestead	154	155,000
Veteran	2	34,749
Other	0	0
Total Exempt	157	189,749

TIF Increment Value

Net Assessed		8,533,340
Net Assessed Under Protest	0	0
Senior Freeze	1	0
Capped Parcels	298	1,015,720

Personal	Count	Value
Agricultural	164	1,094,925
Commercial	82	98,377,711
Mobile Home	29	113,754
Total Personal	275	99,586,390
Total Exempt	19	2,410

TIF Increment Value

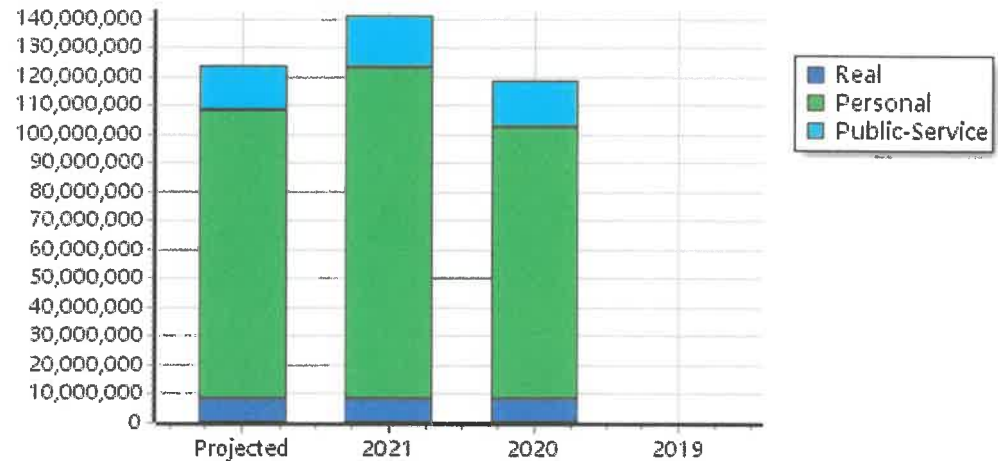
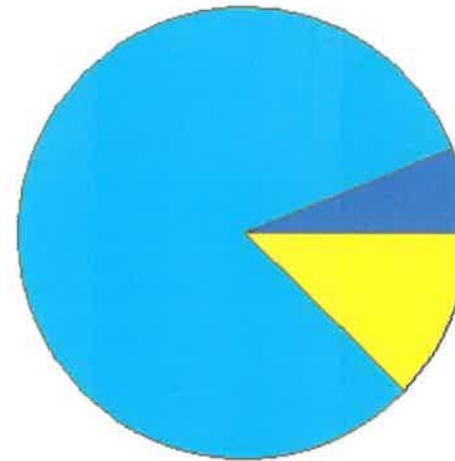
Net Assessed		99,583,980
Net Assessed Under Protest	2	24,271,074

Public Service	Count	Value
Total PS Value	17	15,891,555
TIF Increment Value		
Net Assessed		15,891,555

District Totals

Total Gross Value	124,201,034
Homestead Loss	155,000
Other Exemption Loss	37,159
TIF Increment Value	
Retained TIF Value	
Net Assessed Value	124,008,875
Net Assessed Under Protest	24,271,074

* Public Service Protests Values are not included on this report.



Real	Count	Value
Agricultural	1,540	5,254,750
Commercial	27	128,678
Residential	155	529,893
Total Real Value	1,722	5,913,321
Homestead	123	123,000
Veteran	2	24,495
Other	0	0
Total Exempt	125	147,495

TIF Increment Value

Net Assessed		5,765,826
Net Assessed Under Protest	0	0
Senior Freeze	1	4,349
Capped Parcels	333	746,255

Personal	Count	Value
Agricultural	143	754,259
Commercial	46	6,122,693
Mobile Home	11	52,951
Total Personal	200	6,929,903
Total Exempt	12	1,900

TIF Increment Value

Net Assessed		6,928,003
Net Assessed Under Protest	1	260,052

Public Service	Count	Value
Total PS Value	17	4,877,627

TIF Increment Value

Net Assessed		4,877,627
---------------------	--	------------------

JI-1
 (*) PROTEST SOUTHERN STAR CENTRAL GAS PIPELINE INC \$ 177,497

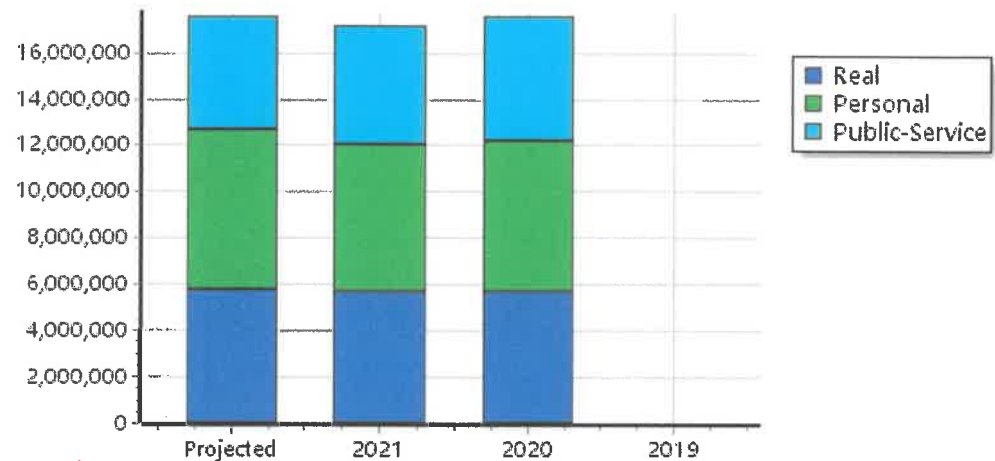
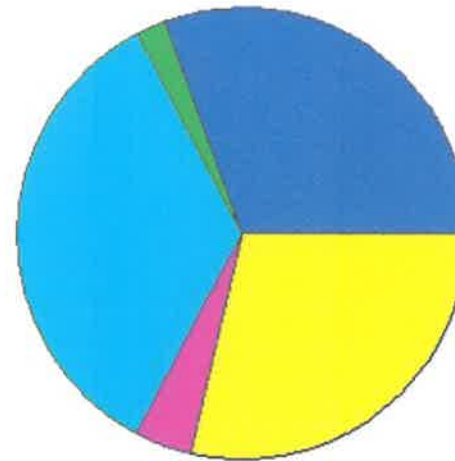
District Totals

Total Gross Value	17,720,851
Homestead Loss	123,000
Other Exemption Loss	26,395

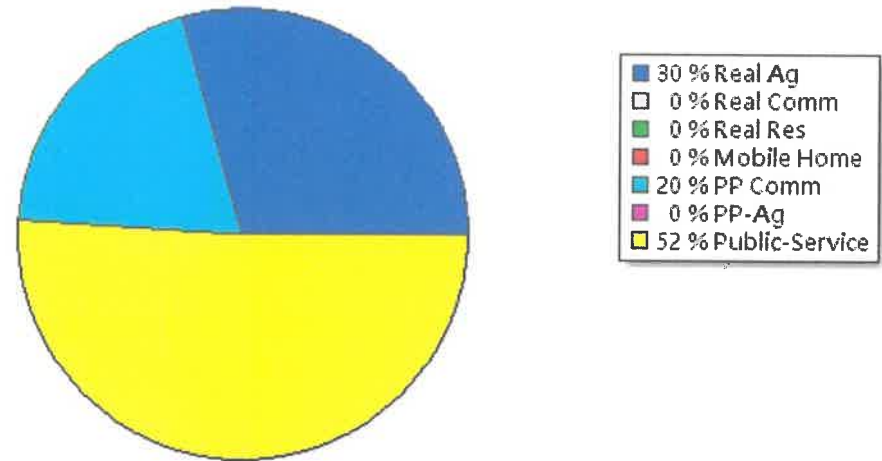
TIF Increment Value

Retained TIF Value	
Net Assessed Value	17,571,456
Net Assessed Under Protest	260,052

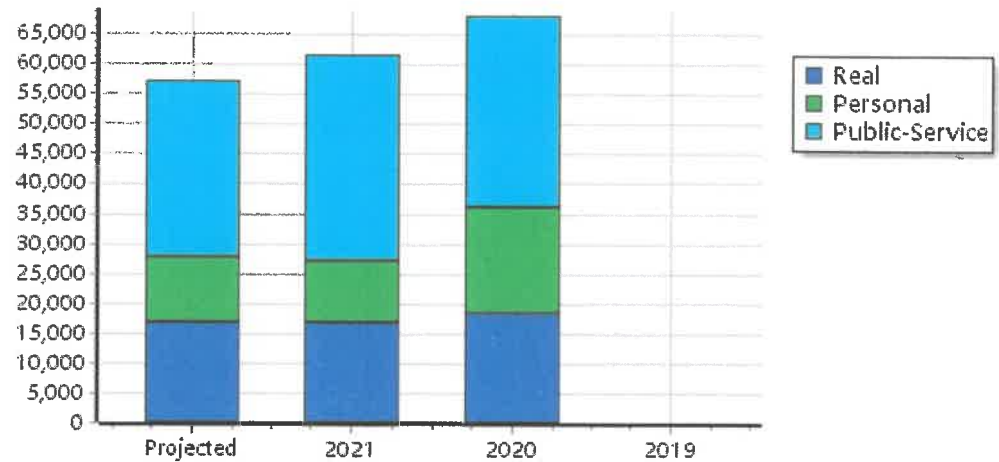
* Public Service Protests Values are not included on this report.



Real	Count	Value
Agricultural	10	16,778
Commercial	0	0
Residential	0	0
Total Real Value	10	16,778
Homestead	0	0
Veteran	0	0
Other	0	0
Total Exempt	0	0
TIF Increment Value		
Net Assessed		16,778
Net Assessed Under Protest	0	0
Senior Freeze	0	0
Capped Parcels	2	1,006



Personal	Count	Value
Agricultural	0	0
Commercial	3	11,075
Mobile Home	0	0
Total Personal	3	11,075
Total Exempt	0	0
TIF Increment Value		
Net Assessed		11,075
Net Assessed Under Protest	1	738
Public Service		
Total PS Value	2	29,302
TIF Increment Value		
Net Assessed		29,302



District Totals	
Total Gross Value	57,155
Homestead Loss	0
Other Exemption Loss	0
TIF Increment Value	
Retained TIF Value	
Net Assessed Value	57,155
Net Assessed Under Protest	738

* Public Service Protests Values are not included on this report.