

2023 BEAVER COUNTY ASSESSOR'S OFFICE REPORT TO THE EXCISE BOARD

07/25/2023

City/Village								
DISTRICT	DESCRIPTION	PERSONAL PROPERTY	REAL PROPERTY	PUBLIC SERVICE	TOTAL VALUATION	HOMESTEAD EXEMPTIONS	OTHER EXEMPTIONS	NET VALUATION
T01	BEAVER CITY	498,188	7,031,666	504,965	8,034,819	276,705	12,820	7,745,294
T02	FORGAN CITY	61,791	1,488,816	134,220	1,684,827	89,000	13,255	1,582,572
T03	GATE CITY	64,178	310,143	135,956	510,277	19,000	4,784	486,493
T04	KNOWLES CITY	3,248	136,786	5,133	145,167	2,000	0	143,167
T05	TURPIN CITY	124,602	1,415,938	175,765	1,716,305	56,000	4,558	1,655,747
CITY/VILLAGE TOTAL VALUATION		752,007	10,383,349	956,039	12,091,395	442,705	35,417	11,613,273

County								
DISTRICT	DESCRIPTION	PERSONAL PROPERTY	REAL PROPERTY	PUBLIC SERVICE	TOTAL VALUATION	HOMESTEAD EXEMPTIONS	OTHER EXEMPTIONS	NET VALUATION
C001	Beaver County General	102,691,471	53,559,130	46,162,197	202,412,798	1,088,205	119,728	201,204,865
COUNTY TOTAL VALUATION		102,691,471	53,559,130	46,162,197	202,412,798	1,088,205	119,728	201,204,865

Other								
DISTRICT	DESCRIPTION	PERSONAL PROPERTY	REAL PROPERTY	PUBLIC SERVICE	TOTAL VALUATION	HOMESTEAD EXEMPTIONS	OTHER EXEMPTIONS	NET VALUATION
EMS	EMS	102,691,471	53,559,130	46,162,197	202,412,798	1,088,205	119,728	201,204,865
OTHER TOTAL VALUATION		102,691,471	53,559,130	46,162,197	202,412,798	1,088,205	119,728	201,204,865

School								
DISTRICT	DESCRIPTION	PERSONAL PROPERTY	REAL PROPERTY	PUBLIC SERVICE	TOTAL VALUATION	HOMESTEAD EXEMPTIONS	OTHER EXEMPTIONS	NET VALUATION
123 FORG	123 FORGAN	5,141,041	9,697,556	13,037,778	27,876,375	146,500	13,255	27,716,620
128 TURP	128 TURPIN	4,715,227	16,425,255	3,890,736	25,031,218	281,000	25,130	24,725,088
22 BEAVE	22 BEAVER	7,191,376	12,724,759	7,607,022	27,523,157	386,705	22,346	27,114,106
75 BALKO	75 BALKO	78,600,530	8,846,861	16,616,750	104,064,141	153,000	34,109	103,877,032
JI-1 LAV	JI-1 LAVERNE	7,031,108	5,847,921	4,984,320	17,863,349	121,000	24,888	17,717,461
JI-42 SH	JI-42 SHATTUCK	12,189	16,778	25,591	54,558	0	0	54,558
SCHOOL TOTAL VALUATION		102,691,471	53,559,130	46,162,197	202,412,798	1,088,205	119,728	201,204,865

2023 BEAVER COUNTY ASSESSOR'S OFFICE REPORT TO THE EXCISE BOARD

07/25/2023

I, CHUCK LEMIEUX, Assessor of Beaver County Oklahoma, do hereby certify that the foregoing is a true and correct statement of valuations for Real Estate, Personal Property, Public Service and Homestead Exemptions as certified by the State Board of Equalization and shown by the records in the County Assessor's office. Subscribed by my name and affixed the seal of the County Assessors office on this day of 07/25/2023.

State of Oklahoma)
Beaver County) SS

Chuck Lemieux

7/25/2023
Date

CHUCK LEMIEUX
County Assessor
Beaver County



I, , County Clerk of Beaver County Oklahoma, do hereby certify that the above is a true, correct and complete list of the valuations of Beaver County Oklahoma as certified by the Beaver County Assessor's office.

Kelly Feomane
Robert Taylor *Christy D* *Robert B. Huff*


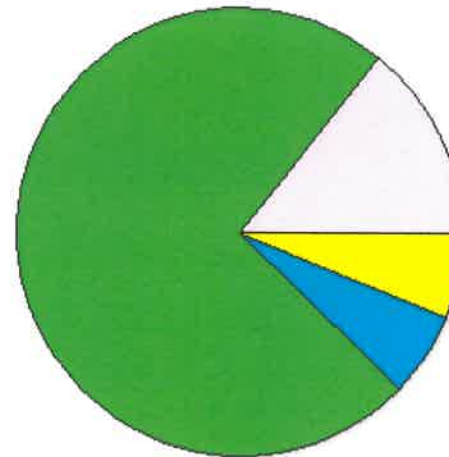
Excise Board:



County Clerk
Beaver County

7/27/23
Date

Real	Count	Value
Agricultural	62	27,996
Commercial	131	1,173,608
Residential	759	5,830,062
Total Real Value	952	7,031,666
Homestead	275	276,705
Veteran	2	12,820
Other	0	0
Total Exempt	279	289,525



TIF Increment Value

Net Assessed 6,742,141

Net Assessed Under Protest

Senior Freeze	6	24,172
Capped Parcels	637	1,792,903

Personal	Count	Value
Agricultural	4	4,018
Commercial	92	482,171
Mobile Home	7	12,199
Total Personal	103	498,388
Total Exempt	2	200

TIF Increment Value

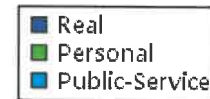
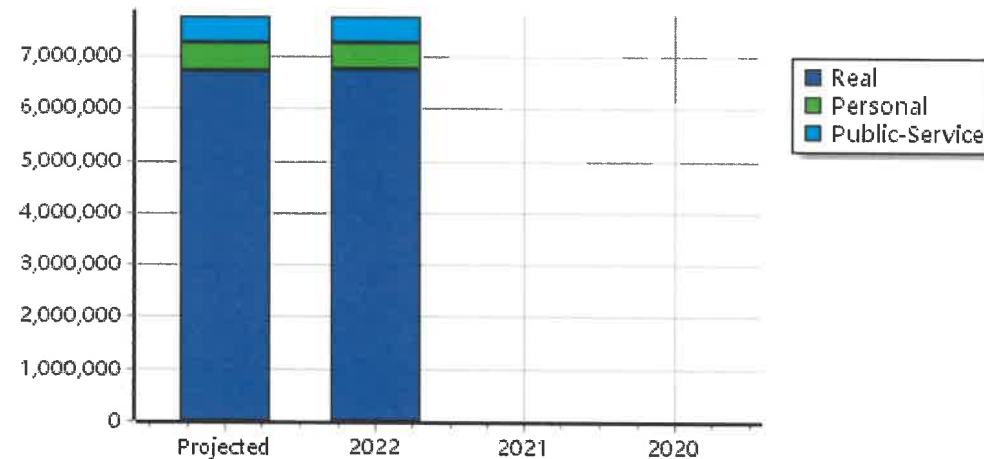
Net Assessed 498,188

Net Assessed Under Protest

Public Service	Count	Value
Total PS Value	7	504,965

TIF Increment Value

Net Assessed 504,965




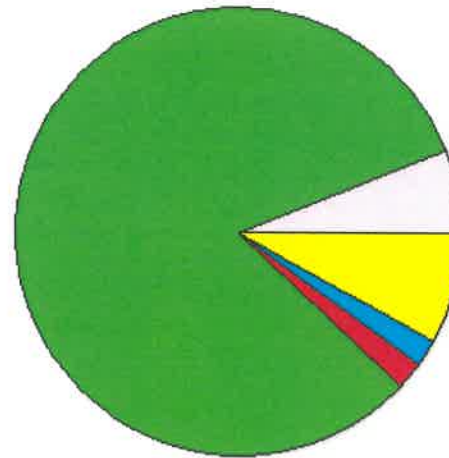
District Totals

Total Gross Value	8,035,019
Homestead Loss	276,705
Other Exemption Loss	13,020
TIF Increment Value	
Retained TIF Value	
Net Assessed Value	7,745,294

Net Assessed Under Protest

* Public Service Protests Values are not included on this report.

Real	Count	Value
Agricultural	2	2,814
Commercial	27	113,026
Residential	279	1,372,976
Total Real Value	308	1,488,816
Homestead	88	89,000
Veteran	1	5,493
Other	1	7,762
Total Exempt	91	102,255



TIF Increment Value

Net Assessed 1,386,561

Net Assessed Under Protest

Senior Freeze	2	1,714
Capped Parcels	196	513,329

Personal	Count	Value
Agricultural	0	0
Commercial	17	39,156
Mobile Home	9	23,035
Total Personal	26	62,191
Total Exempt	4	400

TIF Increment Value

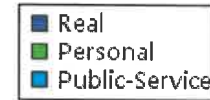
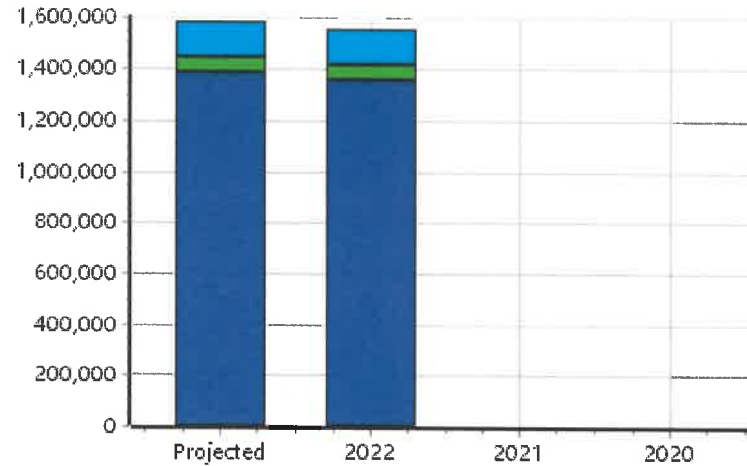
Net Assessed 61,791

Net Assessed Under Protest

Public Service	Count	Value
Total PS Value	6	134,220

TIF Increment Value

Net Assessed 134,220



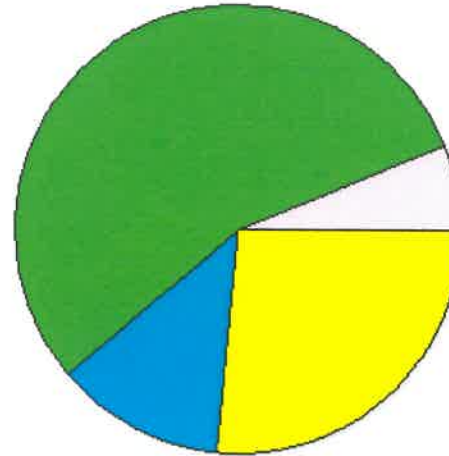
District Totals

Total Gross Value	1,685,227
Homestead Loss	89,000
Other Exemption Loss	13,655
TIF Increment Value	
Retained TIF Value	
Net Assessed Value	1,582,572

Net Assessed Under Protest

* Public Service Protests Values are not included on this report.

Real	Count	Value
Agricultural	0	0
Commercial	17	34,789
Residential	114	275,354
Total Real Value	131	310,143
Homestead	19	19,000
Veteran	1	4,784
Other	0	0
Total Exempt	20	23,784



TIF Increment Value

Net Assessed 286,359

Net Assessed Under Protest

Senior Freeze	0	0
Capped Parcels	103	150,025

Personal	Count	Value
Agricultural	2	569
Commercial	8	63,201
Mobile Home	1	608
Total Personal	11	64,378
Total Exempt	1	200

TIF Increment Value

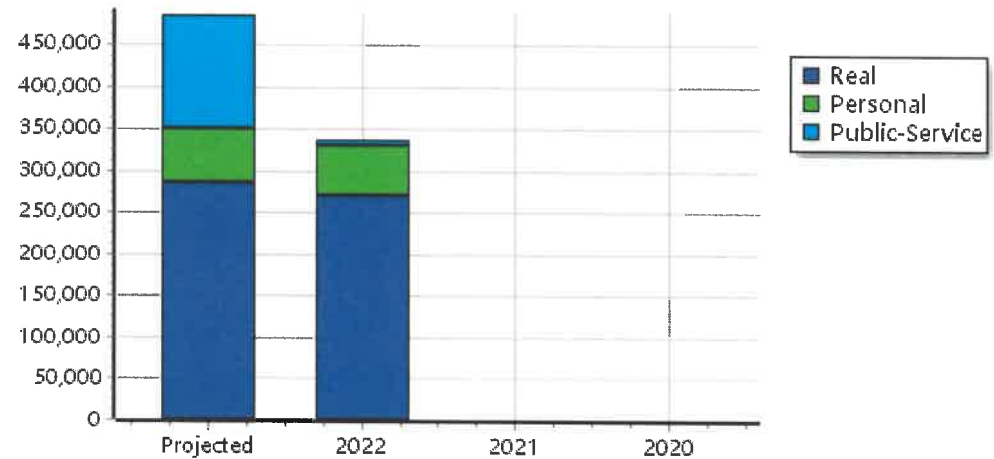
Net Assessed 64,178

Net Assessed Under Protest

Public Service	Count	Value
Total PS Value	4	135,956

TIF Increment Value

Net Assessed 135,956




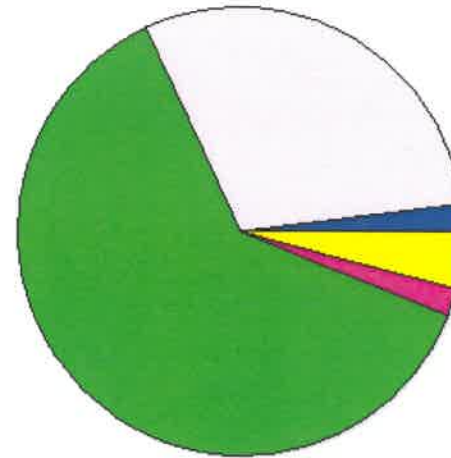
District Totals

Total Gross Value	510,477
Homestead Loss	19,000
Other Exemption Loss	4,984
TIF Increment Value	
Retained TIF Value	
Net Assessed Value	486,493

Net Assessed Under Protest

* Public Service Protests Values are not included on this report.

Real	Count	Value
Agricultural	1	2,334
Commercial	6	43,092
Residential	68	91,360
Total Real Value	75	136,786
Homestead	2	2,000
Veteran	0	0
Other	0	0
Total Exempt	2	2,000



TIF Increment Value

Net Assessed 134,786

Net Assessed Under Protest

Senior Freeze	0	0
Capped Parcels	54	88,228

Personal	Count	Value
Agricultural	2	3,111
Commercial	1	137
Mobile Home	0	0
Total Personal	3	3,248
Total Exempt	0	0

TIF Increment Value

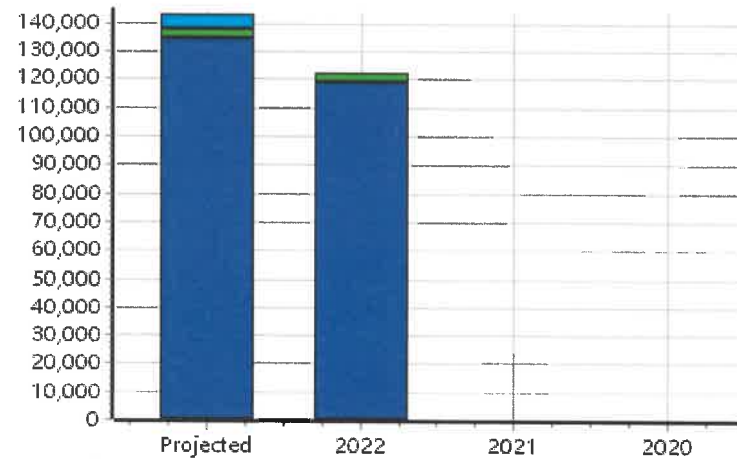
Net Assessed 3,248

Net Assessed Under Protest

Public Service	Count	Value
Total PS Value	1	5,133

TIF Increment Value

Net Assessed 5,133



District Totals

Total Gross Value 145,167

Homestead Loss 2,000

Other Exemption Loss 0

TIF Increment Value


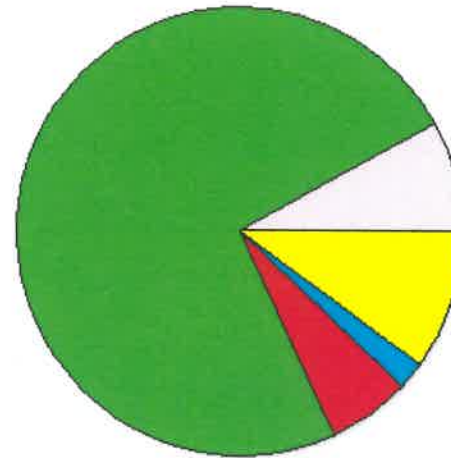
Retained TIF Value

Net Assessed Value 143,167

Net Assessed Under Protest

* Public Service Protests Values are not included on this report.

Real	Count	Value
Agricultural	1	4,867
Commercial	29	150,004
Residential	172	1,261,067
Total Real Value	202	1,415,938
Homestead	55	56,000
Veteran	1	4,558
Other	0	0
Total Exempt	57	60,558



TIF Increment Value

Net Assessed 1,355,380

Net Assessed Under Protest

Senior Freeze	1	2,859
Capped Parcels	139	558,908

Personal	Count	Value
Agricultural	1	25
Commercial	9	22,856
Mobile Home	38	103,321
Total Personal	48	126,202
Total Exempt	16	1,600

TIF Increment Value

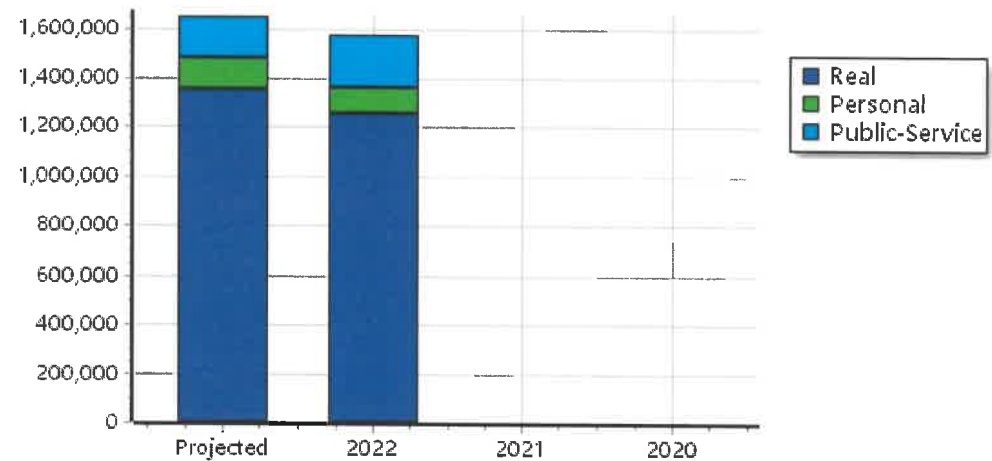
Net Assessed 124,602

Net Assessed Under Protest

Public Service	Count	Value
Total PS Value	2	175,765

TIF Increment Value

Net Assessed 175,765



District Totals

Total Gross Value	1,717,905
Homestead Loss	56,000
Other Exemption Loss	6,158

TIF Increment Value


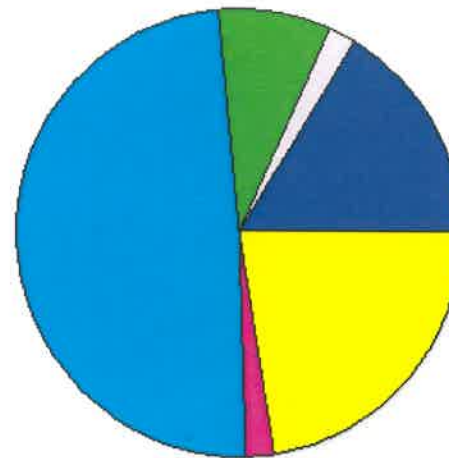
Retained TIF Value

Net Assessed Value 1,655,747

Net Assessed Under Protest

* Public Service Protests Values are not included on this report.

Real	Count	Value
Agricultural	6,615	32,725,901
Commercial	400	4,985,978
Residential	2,152	15,847,251
Total Real Value	9,167	53,559,130
Homestead	1,078	1,088,205
Veteran	11	111,966
Other	1	7,762
Total Exempt	1,101	1,207,933



TIF Increment Value

Net Assessed		52,351,197
Net Assessed Under Protest	0	0
Senior Freeze	20	73,574
Capped Parcels	2,572	8,270,111

Personal	Count	Value
Agricultural	544	4,645,690
Commercial	444	97,537,651
Mobile Home	207	521,970
Total Personal	1,195	102,705,311
Total Exempt	121	13,840

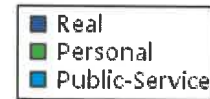
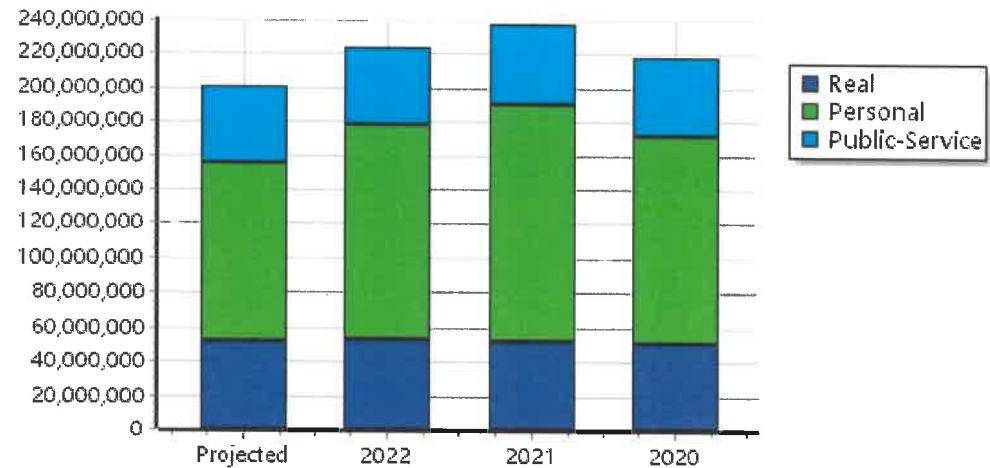
TIF Increment Value

Net Assessed		102,691,471
Net Assessed Under Protest	1	3,036

Public Service	Count	Value
Total PS Value	105	46,162,197

TIF Increment Value

Net Assessed		46,162,197
---------------------	--	-------------------

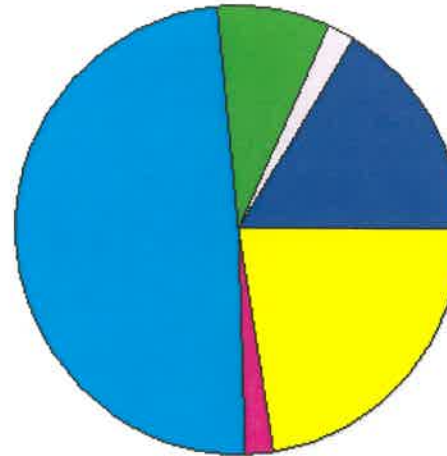


District Totals

Total Gross Value	202,426,638
Homestead Loss	1,088,205
Other Exemption Loss	133,568
TIF Increment Value	
Retained TIF Value	
Net Assessed Value	201,204,865
Net Assessed Under Protest	3,036

* Public Service Protests Values are not included on this report.

Real	Count	Value
Agricultural	6,615	32,725,901
Commercial	400	4,985,978
Residential	2,152	15,847,251
Total Real Value	9,167	53,559,130
Homestead	1,078	1,088,205
Veteran	11	111,966
Other	1	7,762
Total Exempt	1,101	1,207,933



TIF Increment Value

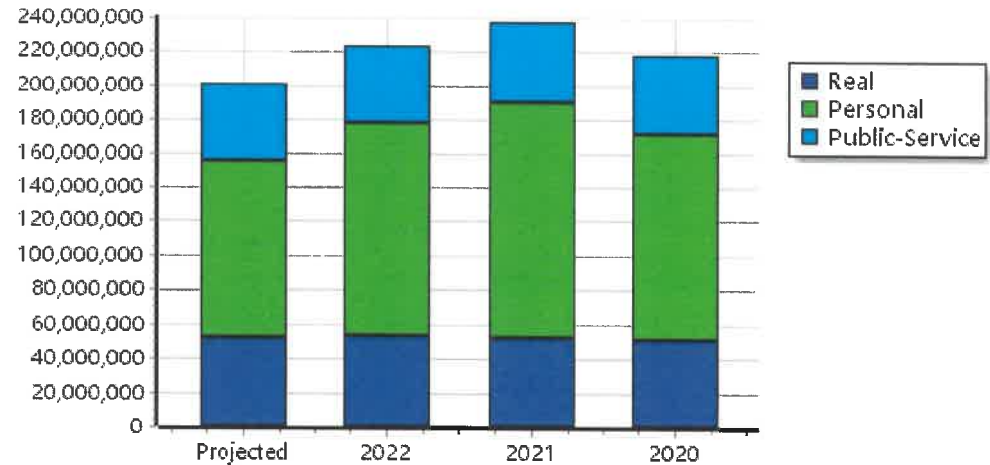
Net Assessed		52,351,197
Net Assessed Under Protest	0	0
Senior Freeze	20	73,574
Capped Parcels	2,572	8,270,111

Personal	Count	Value
Agricultural	544	4,645,690
Commercial	444	97,537,651
Mobile Home	207	521,970
Total Personal	1,195	102,705,311
Total Exempt	121	13,840

TIF Increment Value

Net Assessed		102,691,471
Net Assessed Under Protest	1	3,036

Public Service	Count	Value
Total PS Value	105	46,162,197
TIF Increment Value		
Net Assessed		46,162,197



District Totals

Total Gross Value	202,426,638
Homestead Loss	1,088,205
Other Exemption Loss	133,568
TIF Increment Value	
Retained TIF Value	
Net Assessed Value	201,204,865
Net Assessed Under Protest	3,036

* Public Service Protests Values are not included on this report.

Real	Count	Value
Agricultural	1,172	6,266,035
Commercial	59	1,521,525
Residential	392	1,909,996
Total Real Value	1,623	9,697,556
Homestead	146	146,500
Veteran	1	5,493
Other	1	7,762
Total Exempt	149	159,755

TIF Increment Value

Net Assessed		9,537,801
Net Assessed Under Protest	0	0
Senior Freeze	2	1,714
Capped Parcels	446	1,435,846

Personal	Count	Value
Agricultural	68	881,595
Commercial	81	4,226,629
Mobile Home	13	33,717
Total Personal	162	5,141,941
Total Exempt	7	900

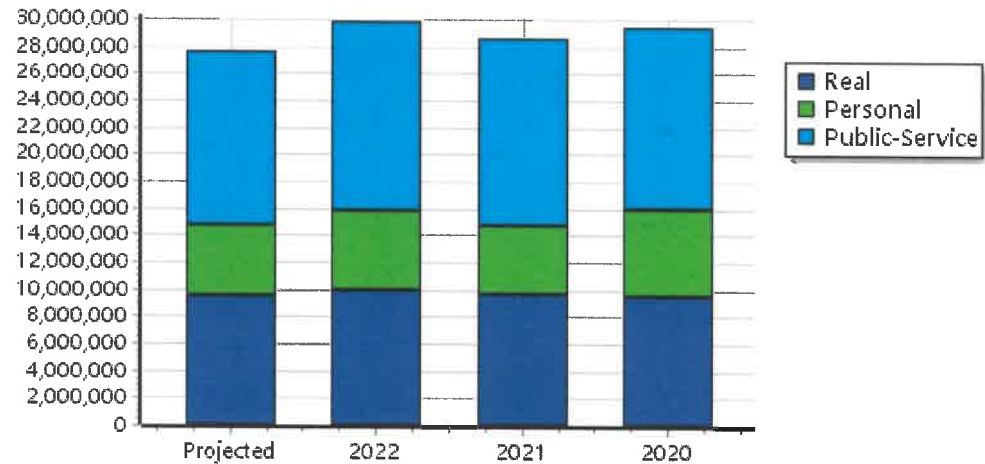
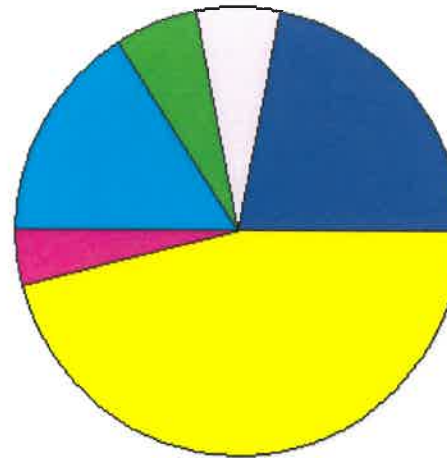
TIF Increment Value

Net Assessed		5,141,041
Net Assessed Under Protest	1	3,036

Public Service	Count	Value
Total PS Value	25	13,037,778
TIF Increment Value		
Net Assessed		13,037,778

District Totals	
Total Gross Value	27,877,275
Homestead Loss	146,500
Other Exemption Loss	14,155
TIF Increment Value	
Retained TIF Value	
Net Assessed Value	27,716,620
Net Assessed Under Protest	3,036

* Public Service Protests Values are not included on this report.



Real	Count	Value
Agricultural	1,056	9,957,246
Commercial	106	951,002
Residential	603	5,517,007
Total Real Value	1,765	16,425,255
Homestead	276	281,000
Veteran	3	25,130
Other	0	0
Total Exempt	284	306,130

TIF Increment Value

Net Assessed 16,119,125

Net Assessed Under Protest

Senior Freeze	5	18,223
Capped Parcels	532	2,073,793

Personal	Count	Value
Agricultural	83	1,716,499
Commercial	79	2,717,571
Mobile Home	145	289,320
Total Personal	307	4,723,390
Total Exempt	80	8,163

TIF Increment Value

Net Assessed 4,715,227

Net Assessed Under Protest

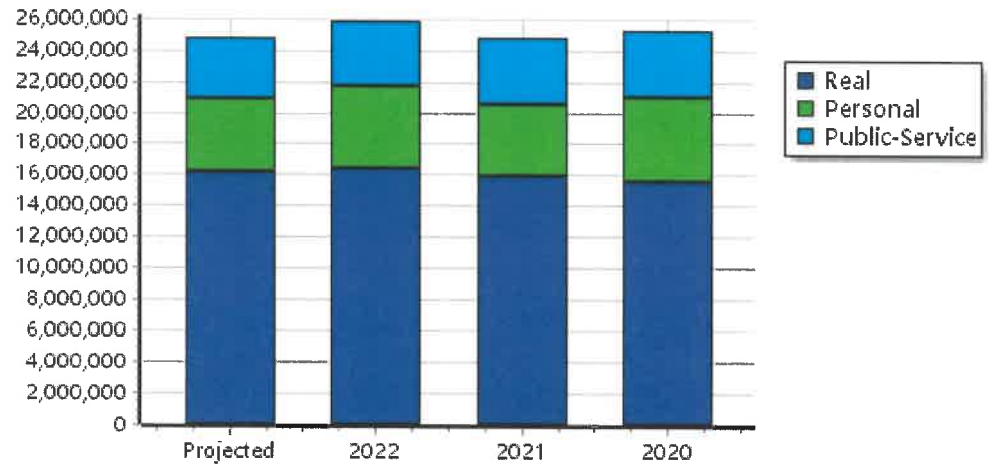
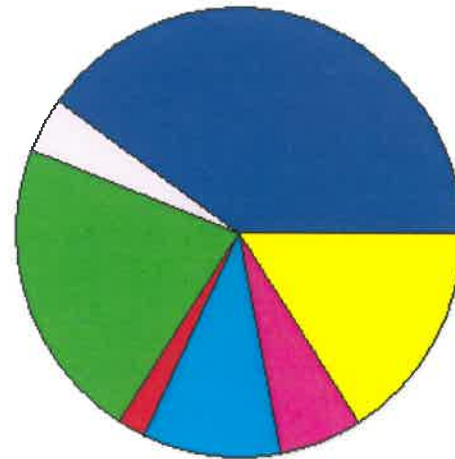
Public Service	Count	Value
Total PS Value	19	3,890,736
TIF Increment Value		
Net Assessed		3,890,736

District Totals

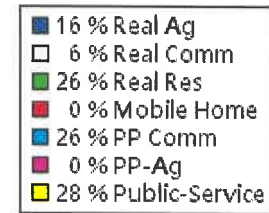
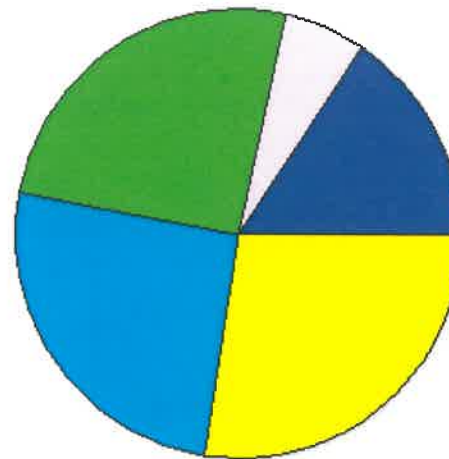
Total Gross Value	25,039,381
Homestead Loss	281,000
Other Exemption Loss	33,293
TIF Increment Value	
Retained TIF Value	
Net Assessed Value	24,725,088

Net Assessed Under Protest

* Public Service Protests Values are not included on this report.



Real	Count	Value
Agricultural	1,009	4,193,605
Commercial	167	1,629,772
Residential	881	6,901,382
Total Real Value	2,057	12,724,759
Homestead	383	386,705
Veteran	3	22,346
Other	0	0
Total Exempt	390	409,051



TIF Increment Value

Net Assessed 12,315,708

Net Assessed Under Protest

Senior Freeze	11	49,086
Capped Parcels	896	2,977,542

Personal	Count	Value
Agricultural	91	208,838
Commercial	156	6,957,009
Mobile Home	13	26,153
Total Personal	260	7,192,000
Total Exempt	5	624

TIF Increment Value

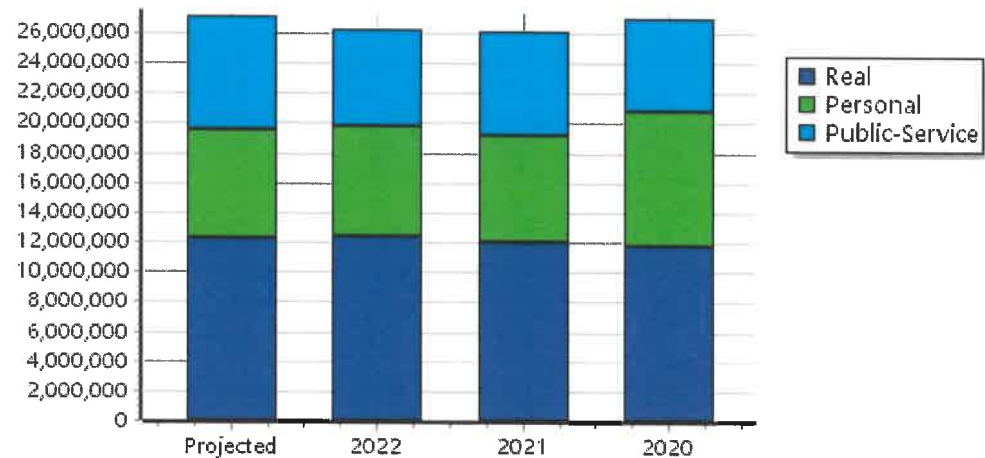
Net Assessed 7,191,376

Net Assessed Under Protest

Public Service	Count	Value
Total PS Value	22	7,607,022

TIF Increment Value

Net Assessed 7,607,022



District Totals

Total Gross Value	27,523,781
Homestead Loss	386,705
Other Exemption Loss	22,970
TIF Increment Value	
Retained TIF Value	
Net Assessed Value	27,114,106

Net Assessed Under Protest

* Public Service Protests Values are not included on this report.

Real	Count	Value
Agricultural	1,828	7,116,778
Commercial	41	747,666
Residential	119	982,417
Total Real Value	1,988	8,846,861
Homestead	152	153,000
Veteran	2	34,109
Other	0	0
Total Exempt	155	187,109

TIF Increment Value

Net Assessed 8,659,752

Net Assessed Under Protest

Senior Freeze	1	0
Capped Parcels	272	937,514

Personal	Count	Value
Agricultural	162	1,068,945
Commercial	77	77,418,005
Mobile Home	25	115,933
Total Personal	264	78,602,883
Total Exempt	18	2,353

TIF Increment Value

Net Assessed 78,600,530

Net Assessed Under Protest

Public Service	Count	Value
Total PS Value	17	16,616,750

TIF Increment Value

Net Assessed 16,616,750

District Totals

Total Gross Value	104,066,494
Homestead Loss	153,000
Other Exemption Loss	36,462

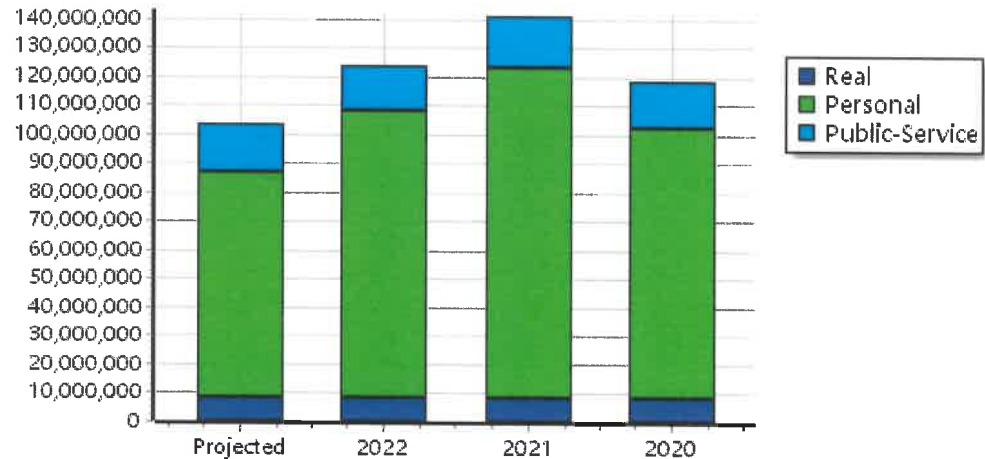
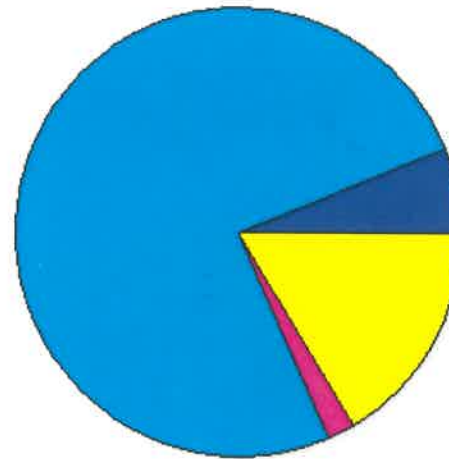
TIF Increment Value

Retained TIF Value

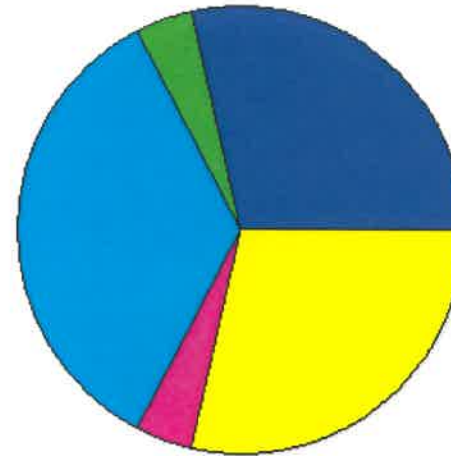
Net Assessed Value 103,877,032

Net Assessed Under Protest

* Public Service Protests Values are not included on this report.



Real	Count	Value
Agricultural	1,540	5,175,459
Commercial	27	136,013
Residential	157	536,449
Total Real Value	1,724	5,847,921
Homestead	121	121,000
Veteran	2	24,888
Other	0	0
Total Exempt	123	145,888



TIF Increment Value

Net Assessed 5,702,033

Net Assessed Under Protest

Senior Freeze	1	4,551
Capped Parcels	424	844,410

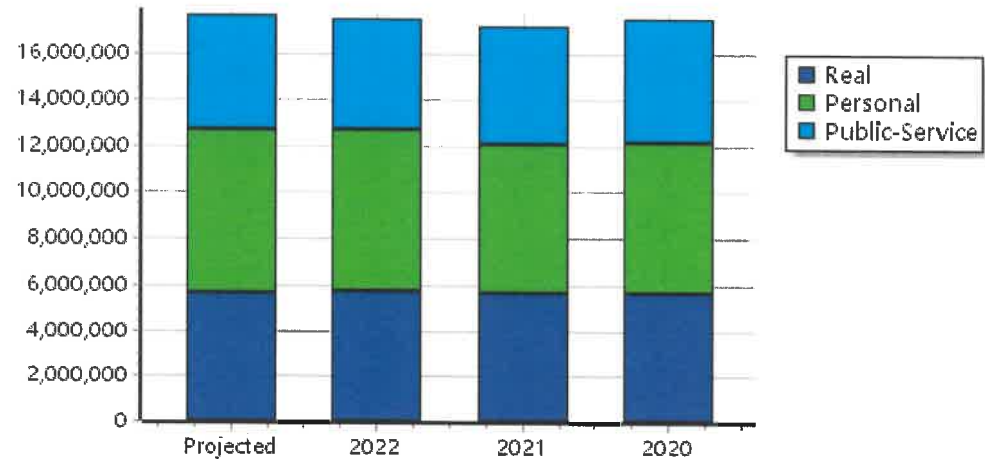
Personal	Count	Value
Agricultural	140	769,813
Commercial	48	6,206,248
Mobile Home	11	56,847
Total Personal	199	7,032,908
Total Exempt	11	1,800

TIF Increment Value

Net Assessed 7,031,108

Net Assessed Under Protest

Public Service	Count	Value
Total PS Value	20	4,984,320
TIF Increment Value		
Net Assessed		4,984,320



District Totals

Total Gross Value	17,865,149
Homestead Loss	121,000
Other Exemption Loss	26,688
TIF Increment Value	
Retained TIF Value	
Net Assessed Value	17,717,461

Net Assessed Under Protest

* Public Service Protests Values are not included on this report.

Real	Count	Value
Agricultural	10	16,778
Commercial	0	0
Residential	0	0
Total Real Value	10	16,778
Homestead	0	0
Veteran	0	0
Other	0	0
Total Exempt	0	0

TIF Increment Value

Net Assessed 16,778

Net Assessed Under Protest

Senior Freeze	0	0
Capped Parcels	2	1,006

Personal	Count	Value
Agricultural	0	0
Commercial	3	12,189
Mobile Home	0	0
Total Personal	3	12,189
Total Exempt	0	0

TIF Increment Value

Net Assessed 12,189

Net Assessed Under Protest

Public Service	Count	Value
Total PS Value	2	25,591
TIF Increment Value		
Net Assessed		25,591

District Totals

Total Gross Value	54,558
Homestead Loss	0
Other Exemption Loss	0
TIF Increment Value	
Retained TIF Value	
Net Assessed Value	54,558

Net Assessed Under Protest

* Public Service Protests Values are not included on this report.

