

CITY & TOWN
(NOT DEPARTMENTALIZED)
2018-2019
ESTIMATE OF NEEDS
AND FINANCIAL STATEMENT OF THE
FISCAL YEAR 2017-2018

THE GOVERNING BOARD OF
THE CITY/TOWN OF BINGER
COUNTY OF CADDO
STATE OF OKLAHOMA

Two copies of this Financial Statement and Estimate of Needs should be filed with the County Clerk not later than August 22 for all Towns and August 27 for all Cities. After approval by the Excise Board and the levies are made, both statements should be signed by the appropriate Board Members. One complete signed copy must be sent to the State Auditor and Inspector, 2300 N. Lincoln Blvd., State Capitol, Room 100, Oklahoma City, OK 73105. If publication may not be had by date required for filing, affidavit and proof of publication are required to be attached within five days after date of filing.

THE 2018-2019 ESTIMATE OF NEEDS AND FINANCIAL
STATEMENT OF THE FISCAL YEAR 2017-2018

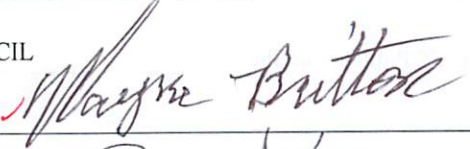
PREPARED BY Angel, Johnston & Blasingame, P.C.
SUBMITTED TO THE CADDO COUNTY
EXCISE BOARD THIS 1st DAY OF Nov 2018

TOWN/CITY COUNCIL


Chairman




Member



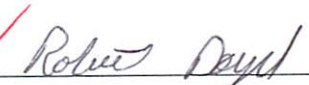
Member



Member




Member



Treasurer



City/Town Clerk



RECEIVED

JAN 10 2019

State Auditor
and Inspector

Monday, September 24, 2018



BINGER, OKLAHOMA
2018-2019
ESTIMATE OF NEEDS
AND FINANCIAL STATEMENT OF THE
FISCAL YEAR 2017-2018

INDEX

Letters and Certifications:	Page
Letter To Excise Board	1
Affidavit of Publication	2
Accountant's Letter	3
Certificate of Excise Board	Exhibit "Y" - Page 1
Exhibits:	Filed
Exhibit "A" General Fund	Yes
Exhibit "G" Sinking Fund	No
Exhibit "H" Industrial Development Bond Fund	No
Exhibit "I" Special Revenue Funds	Yes
Exhibit "J" Capital Project Funds	Yes
Exhibit "K" Enterprise Funds	Yes
Exhibit "L" Internal Service Funds	No
Exhibit "Y" Certificate of Excise Board Estimate of Needs	Yes
Exhibit "Z" Publication Sheet	Yes

THE CITY/TOWN OF BINGER
2018-2019
ESTIMATE OF NEEDS
AND FINANCIAL STATEMENT OF THE
FISCAL YEAR 2017-2018

CITY/TOWN OF BINGER, STATE OF OKLAHOMA
STATE OF OKLAHOMA, COUNTY OF CADDO, ss:

To the County Excise Board of said County and State, Greeting:-

Pursuant to the requirements of 68 O.S. Section 3002, we submit herewith for your consideration, the within statement of the fiscal condition of the City/Town of Binger, State of Oklahoma, for the fiscal year beginning July 1, 2017 and ending June 30, 2018, together with an itemized statement of the estimated needs thereof for the fiscal year beginning July 1, 2018 and ending June 30, 2019. The same have been prepared in conformity to Statute, in relation to which be it further noted that:

1. We, the members of the Governing Board of said City/Town and State, do hereby certify that the statements herein submitted show the true and correct conditions of the fiscal affairs of said City/Town for the fiscal year ending June 30, 2018, that said statements comprise a "full and accurate statement of the assessments, receipts and expenditures of the preceding year, made out in detail under separate heads" that said preparation was had at an official session of said Board, begun on the first Monday in July, 2018 pursuant to the provisions of 68 O.S. Section 3002.
2. And we further certify that the estimates of the several amounts necessary for current expenses for the fiscal year beginning July 1, 2018 and ending June 30, 2019 as shown under "Schedule 8" were prepared and filed with the Governing Board as of the first Monday in July 2018, that the same have been correctly entered, and that all estimates made are entered as certified by Department Heads for the respective purposes herein set out. We further certify that the sums requested for salaries of City/Town officers and the deputies are calculated and based upon authority of salary statutes currently effective and applicable.
3. We further certify that the estimated income from sources other than ad valorem tax, shown on "Schedule 4", may reasonably be expected to be collected as a revenue during the ensuing fiscal year, and is not in excess of the 90% of the amounts collected for the same sources during the fiscal year ending June 30, 2018.

Dated at the office of the City/Town Clerk, at Binger, Oklahoma, this 16th day of October, 2018.

[Signature]
Chairman

[Signature]
Member

[Signature]
Member


[Signature]
Member

[Signature]
Member

[Signature]
Treasurer

[Signature]
City/Town Clerk

Filed this 17 day of Nov, 2018 Secretary and Clerk of Excise Board, Caddo County, Oklahoma.





ANGEL,
JOHNSTON &
BLASINGAME, P.C.

P.O. BOX 706 • 2700 SOUTH FOURTH
CHICKASHA, OKLAHOMA 73023
PHONE (405) 224-6363 • FAX (405) 224-6364
ajb-cpas.com

CERTIFIED PUBLIC ACCOUNTANTS

Honorable Mayor and City Council
Town of Binger, Oklahoma

Management is responsible for the accompanying financial statements of the Town of Binger, Caddo County, Oklahoma, as of and for the fiscal year ended June 30, 2018, and the Estimate of Needs (SA&I Form 2651R99) for the fiscal year ended June 30, 2019, and the Publication Sheet (SA&I Form 2651R99) included in the accompanying form, prescribed by the Oklahoma State Auditor and Inspector per 68 OS § 3003.B as defined by rules promulgated by 68 OS § 3009-3011. We have performed a compilation engagement in accordance with Statements on Standards for Accounting and Review Services promulgated by the Accounting and Review Services Committee of the AICPA. We did not audit or review the financial statements included in the accompanying prescribed form, nor were we required to perform any procedures to verify the accuracy or completeness of the information provided by management. Accordingly, we do not express an opinion, a conclusion, nor provide any form of assurance on the financial statements included in the accompanying prescribed form.

The financial statements, Estimate of Needs and Publication Sheet, included in the accompanying prescribed form are presented in accordance with the requirements of the Oklahoma State Auditor and Inspector per 68 OS § 3003.B as defined by rules promulgated by the State of Oklahoma per 68 OS § 3009-3011, and are not intended to be a complete presentation of Binger's assets and liabilities.

This report is intended solely for the information and use of the Mayor, City Council, and city management of the Town of Binger, Oklahoma, the Caddo County Excise Board, and for filing with the Oklahoma State Auditor and Inspector and is not intended to be and should not be used by anyone other than these specified parties.

Angel, Johnston & Blasingame, P.C.

Angel, Johnston & Blasingame, P.C.
Chickasha, Oklahoma
Monday, September 24, 2018

AFFIDAVIT OF PUBLICATION

STATE OF OKLAHOMA, CITY/TOWN OF BINGER

Personally appeared before me, the undersigned Notary Public, ✓ Paula James
County Clerk of the City/Town and State aforesaid, who being first duly sworn according to law, deposes and says:
That he/she complied with the law by having the financial statement for the fiscal year ending June 30, 2018,
and the estimated needs and the estimated income from sources other than ad valorem taxes, for the fiscal year
beginning July 1, 2018 and ending June 30, 2019 published in one issue of the Anadarko Daily News
a legally-qualified newspaper published - of general circulation, in said county (~~strike inapplicable phrase~~)
a copy of which together with proof of publication is herewith attached marked Exhibit "Z" and made a part
of hereof.

✓ Paula James
City/Town Clerk

Subscribed and sworn to before me this ✓ 11th day of ✓ October, 2018.

✓ Sheryl Warren
Notary Public

✓ 9-22-2020
My Commission Expires



AFFIDAVIT OF PUBLICATION

STATE OF OKLAHOMA,
COUNTY OF CADDO, ss.

PUBLISHED IN THE
ANADARKO DAILY NEWS
October 13, 2017
PUBLICATION SHEET
BINGER, OKLAHOMA
FINANCIAL STATEMENT OF THE VARIOUS FUNDS FOR THE FISCAL YEAR ENDING JUNE 30, 2018, AND ESTIMATE OF NEEDS FOR THE FISCAL YEAR ENDING JUNE 30, 2019, OF THE GOVERNING BOARD OF BINGER, OKLAHOMA

STATEMENT OF FINANCIAL CONDITION AS OF JUNE 30, 2018

GENERAL FUND Detail

ASSETS:	
Cash Balance June 30, 2018	\$69,833.24
Investments	\$3,171.42
TOTAL ASSETS	\$73,004.66
LIABILITIES AND RESERVES:	
Warrants Outstanding	\$1,752.62
Reserves From Schedule 8	\$11,850.72
TOTAL LIABILITIES AND RESERVES	\$13,603.34
CASH FUND BALANCE (Deficit)	
JUNE 30, 2018	\$59,401.32
ESTIMATED NEEDS FOR FISCAL YEAR ENDING JUNE 30, 2018	
GENERAL FUND	GENERAL FUND
Current Expense	\$249,362.24
Total Required	\$249,362.24
FINANCED	
Cash Fund Balance	\$59,401.32
Estimated Miscellaneous Revenue	\$189,960.92
Total Deductions	\$249,362.24
Balance to Raise From Ad Valorem Tax	\$0.00
ESTIMATED MISCELLANEOUS REVENUE:	
1000 Charges for Services	\$1,658.59
2000 Local Sources of Revenue	\$63,687.63
3000 State Sources of Revenue	\$118,606.24
5000 Miscellaneous Revenue	\$6,008.46
Total Estimated Revenue	\$189,960.92

CERTIFICATE - GOVERNING BOARD STATE OF OKLAHOMA, COUNTY OF CADDO COUNTY, ss:

We, the undersigned duly elected, qualified Governing Officers of Binger, Oklahoma do hereby certify that at a meeting of the 68 O. S. 1991 Sec. 3002, the foregoing statement was prepared and is a true and correct condition of the Financial Affairs of said City/Town as reflected by the record of the City/Town Clerk and Treasurer. We further certify that the foregoing estimate for current expenses for the fiscal year beginning July-1, 2018, and ending June 30, 2019, as shown are reasonably necessary for the proper conduct of the affairs of the said City/Town, that the Estimated Income to be derived from sources other than ad valorem taxation does not exceed the lawfully authorized ratio of the revenue derived from the same sources during the preceding fiscal year.

s- Steve DeVaughan
Chairman of Board
s- Wayne Britton
Member
s- Tommy Hannagan
Member
s- Roy Stone
Member
s- Robert Doyel
Member

Attest s- Paula James

Town/City Clerk (Seal)

Subscribed and sworn to before me this 11th day of October, 2018.

s- Sheryl Warren Notary Public

I, the undersigned, being of lawful age, being duly sworn and authorized, says that I am a duly authorized agent of *The Anadarko Daily News*, a daily newspaper printed in the English language, in the city of Anadarko, Caddo County, Oklahoma, having a paid general subscription circulation in said County, with entrance into the United States mails as second class matter in Caddo County, and published and printed in said County where delivered to the United States mail, that said newspaper has been continuously and uninterruptedly published in said County during a period of one hundred four (104) consecutive weeks immediately prior to the first publication of the attached notice, advertisement or publication; and that said newspaper comes within the requirements of Title 25, Oklahoma Statute 108 effective November 1, 1983, and complies with all other requirements of the laws of Oklahoma with reference to legal publication.

That said notice, a true copy of which is attached hereto, was published in the regular edition of said newspaper during the period and time of publication and not in a supplement, on the following dates:

October 13, 2018

By: Paula L. McBride

Subscribed and sworn before me this 15th day of October, 2018.

Carla McBride-Alexander

Notary Public

My commission expires: May 26, 2019

My commission number: 03007596



Publishing Fee: \$59.55

GENERAL FUND ACCOUNTS COVERING THE PERIOD JULY 1, 2017, to JUNE 30, 2018
ESTIMATE OF NEEDS FOR 2018-2019

EXHIBIT "A"

PAGE 1

Schedule 1, Current Balance Sheet - June 30, 2018	
	Amount
ASSETS:	
Cash Balance June 30, 2018	\$ 69,833.24
Investments	\$ 3,171.42
TOTAL ASSETS	\$ 73,004.66
LIABILITIES AND RESERVES:	
Warrants Outstanding	\$ 1,752.62
Reserve for Interest on Warrants	\$ -
Reserves From Schedule 8	\$ 11,850.72
TOTAL LIABILITIES AND RESERVES	\$ 13,603.34
CASH FUND BALANCE JUNE 30, 2018	\$ 59,401.32
TOTAL LIABILITIES, RESERVES AND CASH FUND BALANCE	\$ 73,004.66

Schedule 2, Revenue and Requirements - 2018-2019		
	Detail	Total
REVENUE:		
Cash Balance June 30, 2017	\$ 49,210.10	
Cash Fund Balance Transferred From Prior Years	\$ -	
Current Ad Valorem Tax Apportioned	\$ -	
Miscellaneous Revenue Apportioned	\$ 212,526.33	
TOTAL REVENUE		\$ 261,736.43
REQUIREMENTS:		
Claims Paid by Warrants Issued	\$ 190,484.39	
Reserves From Schedule 8	\$ 11,850.72	
Interest Paid on Warrants	\$ -	
Reserve for Interest on Warrants	\$ -	
TOTAL REQUIREMENTS		\$ 202,335.11
ADD: CASH FUND BALANCE AS PER BALANCE SHEET 6-30-2018		\$ 59,401.32
TOTAL REQUIREMENTS AND CASH FUND BALANCE		\$ 261,736.43

Schedule 3, Cash Fund Balance Analysis - June 30, 2018	
	Amount
ADDITIONS:	
Miscellaneous Revenue Collected in Excess of Estimates-Net	\$ 37,080.49
Warrants Estopped, Cancelled or Converted	\$ -
Fiscal Year 2017-2018 Lapsed Appropriations	\$ 22,320.83
Fiscal Year 2016-2017 Lapsed Appropriations	\$ -
Ad Valorem Tax Collections in Excess of Estimate	\$ -
Prior Years Ad Valorem Tax	\$ -
TOTAL ADDITIONS	\$ 59,401.32
DEDUCTIONS:	
Supplemental Appropriations	\$ -
Current Tax in Process of Collection	\$ -
TOTAL DEDUCTIONS	\$ -
Cash Fund Balance as per Balance Sheet 6-30-2018	\$ 59,401.32
Composition of Cash Fund Balance:	
Cash	\$ 59,401.32
Cash Fund Balance as per Balance Sheet 6-30-2018	\$ 59,401.32

S.A.&I. Form 2651R99 Entity: Binger City, 99

Monday, September 24, 2018

SEE ATTACHED ACCOUNTANTS COMPILATION REPORT

GENERAL FUND ACCOUNTS COVERING THE PERIOD JULY 1, 2017, to JUNE 30, 2018
ESTIMATE OF NEEDS FOR 2018-2019

2a

EXHIBIT "A"

Schedule 4, Miscellaneous Revenue

SOURCE	2017-2018 ACCOUNT	
	AMOUNT	ACTUALLY
	ESTIMATED	COLLECTED
1000 CHARGES FOR SERVICES		
1111 Inspection Fees	\$ -	\$ -
1112 Permit Fees	\$ -	\$ 87.88
1113 Garbage Disposal Fees	\$ -	\$ -
1114 Sewer Connection Fees	\$ -	\$ -
1115 Dog Pound Fees	\$ -	\$ -
1116 City Engineer Fees	\$ -	\$ -
1117 Police Dept. Fees	\$ -	\$ -
1118 Fire Dept. Fees	\$ 180.00	\$ 1,755.00
1119 Other-	\$ -	\$ -
1120 Other-	\$ -	\$ -
Total Charges For Services	\$ 180.00	\$ 1,842.88
INTERGOVERNMENTAL REVENUES		
2000 INTERGOVERNMENTAL REVENUES - LOCAL SOURCES:		
2111 Occupation Fees	\$ -	\$ -
2112 Franchise Tax	\$ 21,529.57	\$ 24,899.33
2113 Dog License and Tax	\$ -	\$ -
2114 User Tax	\$ -	\$ -
2115 Water Utility Revenues	\$ -	\$ -
2116 Light & Power Utility Revenues	\$ -	\$ -
2117 Library Fines	\$ -	\$ -
2118 Police Fines	\$ 26,479.17	\$ 45,864.70
2119 Public Health Contributions	\$ -	\$ -
2120 Housing Authority Payments in Lieu of Tax Revenue	\$ -	\$ -
2121 Misc County Tax	\$ -	\$ -
2122 Other -	\$ -	\$ -
2123 Other -	\$ -	\$ -
2124 Other -	\$ -	\$ -
Total - Local Sources	\$ 48,008.74	\$ 70,764.03
3000 INTERGOVERNMENTAL REVENUES - STATE SOURCES:		
3111 Sales Tax - OTC	\$ 109,301.03	\$ 122,070.85
3112 Motor Vehicle Collections for Cities & Towns - OTC Code 0814	\$ -	\$ -
3113 Alcohol Beverage Tax For Cities & Towns - OTC Code 6414	\$ 5,986.94	\$ 6,697.06
3114 Use Tax	\$ -	\$ -
3115 Tobacco Tax	\$ 2,668.43	\$ 3,016.80
3116 Other - OTC	\$ -	\$ -
3117 Other - OTC	\$ -	\$ -
3118 Other - OTC	\$ -	\$ -
3119 Other - OTC	\$ -	\$ -
Sub-Total - OTC	\$ 117,956.40	\$ 131,784.71
3211 State Grants	\$ -	\$ -
3212 State Election Reimbursement	\$ -	\$ -
3213 State Payments in Lieu of Tax Revenue	\$ -	\$ -
3214 Homestead Exemption Reimbursement	\$ -	\$ -
3215 Additional Homestead Exemption Reimbursement	\$ -	\$ -
3216 Transportation of Juveniles	\$ -	\$ -
3217 DARE Grant - Police Dept.	\$ -	\$ -
3218 State Forestry Grant - Fire Dept.	\$ -	\$ -
3219 Emergency Management Reimbursement	\$ -	\$ -

Continued on page 2b

SEE ATTACHED ACCOUNTANTS COMPILATION REPORT

Monday, September 24, 2018

S.A.&I. Form 2651R99 Entity: Binger City, 99

GENERAL FUND ACCOUNTS COVERING THE PERIOD JULY 1, 2017, to JUNE 30, 2018
ESTIMATE OF NEEDS FOR 2018-2019

Page 2a

2017-2018 ACCOUNT OVER (UNDER)	BASIS AND LIMIT OF ENSUING ESTIMATE	2018-2019 ACCOUNT		
		CHARGEABLE INCOME	ESTIMATED BY GOVERNING BOARD	APPROVED BY EXCISE BOARD
\$ -	90.00%	\$ -	\$ -	\$ -
\$ 87.88	90.00%	\$ -	\$ 79.09	\$ 79.09
\$ -	90.00%	\$ -	\$ -	\$ -
\$ -	90.00%	\$ -	\$ -	\$ -
\$ -	90.00%	\$ -	\$ -	\$ -
\$ -	90.00%	\$ -	\$ -	\$ -
\$ -	90.00%	\$ -	\$ -	\$ -
\$ 1,575.00	90.00%	\$ -	\$ 1,579.50	\$ 1,579.50
\$ -	90.00%	\$ -	\$ -	\$ -
\$ -	90.00%	\$ -	\$ -	\$ -
\$ 1,662.88		\$ -	\$ 1,658.59	\$ 1,658.59
\$ -	90.00%	\$ -	\$ -	\$ -
\$ 3,369.76	90.00%	\$ -	\$ 22,409.40	\$ 22,409.40
\$ -	90.00%	\$ -	\$ -	\$ -
\$ -	90.00%	\$ -	\$ -	\$ -
\$ -	90.00%	\$ -	\$ -	\$ -
\$ -	90.00%	\$ -	\$ -	\$ -
\$ -	90.00%	\$ -	\$ -	\$ -
\$ 19,385.53	90.00%	\$ -	\$ 41,278.23	\$ 41,278.23
\$ -	90.00%	\$ -	\$ -	\$ -
\$ -	90.00%	\$ -	\$ -	\$ -
\$ -	90.00%	\$ -	\$ -	\$ -
\$ -	90.00%	\$ -	\$ -	\$ -
\$ -	90.00%	\$ -	\$ -	\$ -
\$ -	90.00%	\$ -	\$ -	\$ -
\$ 22,755.29		\$ -	\$ 63,687.63	\$ 63,687.63
\$ 12,769.82	90.00%	\$ -	\$ 109,863.77	\$ 109,863.77
\$ -	90.00%	\$ -	\$ -	\$ -
\$ 710.12	90.00%	\$ -	\$ 6,027.35	\$ 6,027.35
\$ -	90.00%	\$ -	\$ -	\$ -
\$ 348.37	90.00%	\$ -	\$ 2,715.12	\$ 2,715.12
\$ -	90.00%	\$ -	\$ -	\$ -
\$ -	90.00%	\$ -	\$ -	\$ -
\$ -	90.00%	\$ -	\$ -	\$ -
\$ -	90.00%	\$ -	\$ -	\$ -
\$ 13,828.31		\$ -	\$ 118,606.24	\$ 118,606.24
\$ -	90.00%	\$ -	\$ -	\$ -
\$ -	90.00%	\$ -	\$ -	\$ -
\$ -	90.00%	\$ -	\$ -	\$ -
\$ -	90.00%	\$ -	\$ -	\$ -
\$ -	90.00%	\$ -	\$ -	\$ -
\$ -	90.00%	\$ -	\$ -	\$ -
\$ -	90.00%	\$ -	\$ -	\$ -
\$ -	90.00%	\$ -	\$ -	\$ -
\$ -	90.00%	\$ -	\$ -	\$ -

GENERAL FUND ACCOUNTS COVERING THE PERIOD JULY 1, 2017, to JUNE 30, 2018
ESTIMATE OF NEEDS FOR 2018-2019

2b

EXHIBIT "A"

Schedule 4, Miscellaneous Revenue		
SOURCE	2017-2018 ACCOUNT	
	AMOUNT ESTIMATED	ACTUALLY COLLECTED
Continued from page 2a		
3220 Civil Defense Reimbursement - State	\$ -	\$ -
3221 Other -	\$ -	\$ -
3222 Other -	\$ -	\$ -
3223 Other -	\$ -	\$ -
3224 Other -	\$ -	\$ -
3225 Other -	\$ -	\$ -
3226 Other -	\$ -	\$ -
3227 Other -	\$ -	\$ -
3228 Other -	\$ -	\$ -
Total State Sources	\$ 117,956.40	\$ 131,784.71
4000 INTERGOVERNMENTAL REVENUES - FEDERAL SOURCES:		
4111 Federal Grants	\$ -	\$ -
4112 Federal Payments in Lieu of Tax Revenues	\$ -	\$ -
4113 J.T.P.A. Salary Reimbursement	\$ -	\$ -
4114 FEMA	\$ -	\$ -
4115 Other -	\$ -	\$ -
4116 Other -	\$ -	\$ -
4117 Other -	\$ -	\$ -
4118 Other -	\$ -	\$ -
4119 Other -	\$ -	\$ -
Total Federal Sources	\$ -	\$ -
Grand Total Intergovernmental Revenues	\$ 165,965.14	\$ 202,548.74
5000 MISCELLANEOUS REVENUE:		
5111 Interest on Investments	\$ 341.96	\$ 424.21
5112 Rental or Lease of Property	\$ 2,610.00	\$ 2,900.00
5113 Sale of Property	\$ 3,443.40	\$ 3,351.86
5114 Royalty	\$ 2,905.34	\$ -
5115 Insurance Recoveries	\$ -	\$ -
5116 Insurance Reimbursement	\$ -	\$ -
5117 Rural Fire Runs	\$ -	\$ -
5118 Copies	\$ -	\$ -
5119 Return Check Charges	\$ -	\$ -
5120 Mowing & Trash Reimbursement	\$ -	\$ -
5121 Utility Reimbursements	\$ -	\$ -
5122 Vending Machine Commissions	\$ -	\$ -
5123 Other Concessions	\$ -	\$ -
5124 Police Salary Reimbursement	\$ -	\$ -
5125 Gross Receipts O.G.&E. Company	\$ -	\$ -
5126 Gross Receipts O.N.G. Company	\$ -	\$ -
5127 Gross Receipts Public Service Company	\$ -	\$ -
5128 Gross Receipts S.W.Bell Telephone Company	\$ -	\$ -
5129 Gross Receipts Cable TV	\$ -	\$ -
5130 Donations	\$ -	\$ 1,200.00
5131 Miscellaneous	\$ -	\$ 258.64
Total Miscellaneous Revenue	\$ 9,300.70	\$ 8,134.71
6000 NON-REVENUE RECEIPTS:		
6111 Contributions from Other Funds	\$ -	\$ -
Grand Total General Fund	\$ 175,445.84	\$ 212,526.33

S.A.&I. Form 2651R99 Entity: Binger City, 99

Monday, September 24, 2018

SEE ATTACHED ACCOUNTANTS COMPILATION REPORT

GENERAL FUND ACCOUNTS COVERING THE PERIOD JULY 1, 2017, to JUNE 30, 2018
ESTIMATE OF NEEDS FOR 2018-2019

Page 2b

2017-2018 ACCOUNT OVER (UNDER)	BASIS AND LIMIT OF ENSUING ESTIMATE	2018-2019 ACCOUNT		
		CHARGEABLE INCOME	ESTIMATED BY GOVERNING BOARD	APPROVED BY EXCISE BOARD
\$ -	90.00%	\$ -	\$ -	\$ -
\$ -	90.00%	\$ -	\$ -	\$ -
\$ -	90.00%	\$ -	\$ -	\$ -
\$ -	90.00%	\$ -	\$ -	\$ -
\$ -	90.00%	\$ -	\$ -	\$ -
\$ -	90.00%	\$ -	\$ -	\$ -
\$ -	90.00%	\$ -	\$ -	\$ -
\$ -	90.00%	\$ -	\$ -	\$ -
\$ -	90.00%	\$ -	\$ -	\$ -
\$ 13,828.31		\$ -	\$ 118,606.24	\$ 118,606.24
\$ -	90.00%	\$ -	\$ -	\$ -
\$ -	90.00%	\$ -	\$ -	\$ -
\$ -	90.00%	\$ -	\$ -	\$ -
\$ -	90.00%	\$ -	\$ -	\$ -
\$ -	90.00%	\$ -	\$ -	\$ -
\$ -	90.00%	\$ -	\$ -	\$ -
\$ -	90.00%	\$ -	\$ -	\$ -
\$ -	90.00%	\$ -	\$ -	\$ -
\$ -	90.00%	\$ -	\$ -	\$ -
\$ 36,583.60		\$ -	\$ 182,293.87	\$ 182,293.87
\$ 82.25	90.00%	\$ -	\$ 381.79	\$ 381.79
\$ 290.00	90.00%	\$ -	\$ 2,610.00	\$ 2,610.00
\$ (91.54)	90.00%	\$ -	\$ 3,016.67	\$ 3,016.67
\$ (2,905.34)	90.00%	\$ -	\$ -	\$ -
\$ -	90.00%	\$ -	\$ -	\$ -
\$ -	90.00%	\$ -	\$ -	\$ -
\$ -	90.00%	\$ -	\$ -	\$ -
\$ -	90.00%	\$ -	\$ -	\$ -
\$ -	90.00%	\$ -	\$ -	\$ -
\$ -	90.00%	\$ -	\$ -	\$ -
\$ -	90.00%	\$ -	\$ -	\$ -
\$ -	90.00%	\$ -	\$ -	\$ -
\$ -	90.00%	\$ -	\$ -	\$ -
\$ -	90.00%	\$ -	\$ -	\$ -
\$ -	90.00%	\$ -	\$ -	\$ -
\$ -	90.00%	\$ -	\$ -	\$ -
\$ 1,200.00	0.00%	\$ -	\$ -	\$ -
\$ 258.64	0.00%	\$ -	\$ -	\$ -
\$ (1,165.99)		\$ -	\$ 6,008.46	\$ 6,008.46
\$ -	90.00%	\$ -	\$ -	\$ -
\$ 37,080.49		\$ -	\$ 189,960.92	\$ 189,960.92

GENERAL FUND ACCOUNTS COVERING THE PERIOD JULY 1, 2017, to JUNE 30, 2018
ESTIMATE OF NEEDS FOR 2018-2019

3

EXHIBIT "A"

Schedule 5, Expenditures General Fund Cash Accounts of Current and All Prior Years	
	2017-2018
CURRENT AND ALL PRIOR YEARS	
Cash Balance Reported to Excise Board 6-30-2017	\$ -
Cash Fund Balance Transferred Out	\$ -
Cash Fund Balance Transferred In	\$ 49,210.10
Adjusted Cash Balance	\$ 49,210.10
Ad Valorem Tax Apportioned To Year In Caption	\$ -
Miscellaneous Revenue (Schedule 4)	\$ 212,526.33
Cash Fund Balance Forward From Preceding Year	\$ -
Prior Expenditures Recovered	\$ -
TOTAL RECEIPTS	\$ 212,526.33
TOTAL RECEIPTS AND BALANCE	\$ 261,736.43
Warrants of Year in Caption	\$ 188,731.77
Interest Paid Thereon	\$ -
TOTAL DISBURSEMENTS	\$ 188,731.77
CASH BALANCE JUNE 30, 2018	\$ 73,004.66
Reserve for Warrants Outstanding	\$ 1,752.62
Reserve for Interest on Warrants	\$ -
Reserves From Schedule 8	\$ 11,850.72
TOTAL LIABILITIES AND RESERVE	\$ 13,603.34
DEFICIT: (Red Figure)	\$ -
CASH BALANCE FORWARD TO SUCCEEDING YEAR	\$ 59,401.32

Schedule 6, General Fund Warrant Account of Current and All Prior Years	
	TOTAL
CURRENT AND ALL PRIOR YEARS	
Warrants Outstanding 6-30-2017 of Year in Caption	\$ 2,168.17
Warrants Registered During Year	\$ 200,597.88
TOTAL	\$ 202,766.05
Warrants Paid During Year	\$ 201,013.43
Warrants Converted to Bonds or Judgements	\$ -
Warrants Cancelled	\$ -
Warrants Estopped by Statute	\$ -
TOTAL WARRANTS RETIRED	\$ 201,013.43
BALANCE WARRANTS OUTSTANDING JUNE 30, 2018	\$ 1,752.62

Schedule 7, 2017 Ad Valorem Tax Account		
2017 Net Valuation Certified To County Excise Board	0.000 Mills	Amount
Total Proceeds of Levy as Certified		\$ -
Additions:		\$ -
Deductions:		\$ -
Gross Balance Tax		\$ -
Less Reserve for Delinquent Tax		\$ -
Reserve for Protest Pending		\$ -
Balance Available Tax		\$ -
Deduct 2017 Tax Apportioned		\$ -
Net Balance 2017 Tax in Process of Collection or		\$ -
Excess Collections		\$ -

S.A.&I. Form 2651R99 Entity: Binger City, 99

Monday, September 24, 2018

SEE ATTACHED ACCOUNTANTS COMPILATION REPORT

GENERAL FUND ACCOUNTS COVERING THE PERIOD JULY 1, 2017, to JUNE 30, 2018
ESTIMATE OF NEEDS FOR 2018-2019

Page 3

Schedule 5, (Continued)						
2016-2017	2015-2016	2014-2015	2013-2014	2012-2013	2011-2012	TOTAL
\$ 61,491.76	\$ -	\$ -	\$ -	\$ -	\$ -	\$ 61,491.76
\$ 49,210.10	\$ -	\$ -	\$ -	\$ -	\$ -	\$ 49,210.10
\$ -	\$ -	\$ -	\$ -	\$ -	\$ -	\$ 49,210.10
\$ 12,281.66	\$ -	\$ -	\$ -	\$ -	\$ -	\$ 61,491.76
\$ -	\$ -	\$ -	\$ -	\$ -	\$ -	\$ -
\$ -	\$ -	\$ -	\$ -	\$ -	\$ -	\$ 212,526.33
\$ -	\$ -	\$ -	\$ -	\$ -	\$ -	\$ -
\$ -	\$ -	\$ -	\$ -	\$ -	\$ -	\$ -
\$ -	\$ -	\$ -	\$ -	\$ -	\$ -	\$ 212,526.33
\$ 12,281.66	\$ -	\$ -	\$ -	\$ -	\$ -	\$ 274,018.09
\$ 12,281.66	\$ -	\$ -	\$ -	\$ -	\$ -	\$ 201,013.43
\$ -	\$ -	\$ -	\$ -	\$ -	\$ -	\$ -
\$ 12,281.66	\$ -	\$ -	\$ -	\$ -	\$ -	\$ 201,013.43
\$ -	\$ -	\$ -	\$ -	\$ -	\$ -	\$ 73,004.66
\$ -	\$ -	\$ -	\$ -	\$ -	\$ -	\$ 1,752.62
\$ -	\$ -	\$ -	\$ -	\$ -	\$ -	\$ -
\$ -	\$ -	\$ -	\$ -	\$ -	\$ -	\$ 11,850.72
\$ -	\$ -	\$ -	\$ -	\$ -	\$ -	\$ 13,603.34
\$ -	\$ -	\$ -	\$ -	\$ -	\$ -	\$ -
\$ -	\$ -	\$ -	\$ -	\$ -	\$ -	\$ 59,401.32

Schedule 6, (Continued)						
2017-2018	2016-2017	2015-2016	2014-2015	2013-2014	2012-2013	2011-2012
\$ -	\$ 2,168.17	\$ -	\$ -	\$ -	\$ -	\$ -
\$ 190,484.39	\$ 10,113.49	\$ -	\$ -	\$ -	\$ -	\$ -
\$ 190,484.39	\$ 12,281.66	\$ -	\$ -	\$ -	\$ -	\$ -
\$ 188,731.77	\$ 12,281.66	\$ -	\$ -	\$ -	\$ -	\$ -
\$ -	\$ -	\$ -	\$ -	\$ -	\$ -	\$ -
\$ -	\$ -	\$ -	\$ -	\$ -	\$ -	\$ -
\$ -	\$ -	\$ -	\$ -	\$ -	\$ -	\$ -
\$ 188,731.77	\$ 12,281.66	\$ -	\$ -	\$ -	\$ -	\$ -
\$ 1,752.62	\$ -	\$ -	\$ -	\$ -	\$ -	\$ -

Schedule 9, General Fund Investments						
INVESTED IN	Investments on Hand June 30, 2017	Since Purchased	LIQUIDATIONS		Barred by Court Order	Investments on Hand June 30, 2018
			By Collections of Cost	Amortized Premium		
CD	\$ -	\$ -	\$ -	\$ -	\$ -	\$ -
Escrow	\$ 3,420.00	\$ (248.58)	\$ -	\$ -	\$ -	\$ 3,171.42
	\$ -	\$ -	\$ -	\$ -	\$ -	\$ -
	\$ -	\$ -	\$ -	\$ -	\$ -	\$ -
	\$ -	\$ -	\$ -	\$ -	\$ -	\$ -
	\$ -	\$ -	\$ -	\$ -	\$ -	\$ -
	\$ -	\$ -	\$ -	\$ -	\$ -	\$ -
	\$ -	\$ -	\$ -	\$ -	\$ -	\$ -
	\$ -	\$ -	\$ -	\$ -	\$ -	\$ -
	\$ -	\$ -	\$ -	\$ -	\$ -	\$ -
TOTAL INVESTMENTS	\$ 3,420.00	\$ (248.58)	\$ -	\$ -	\$ -	\$ 3,171.42

GENERAL FUND ACCOUNTS COVERING THE PERIOD JULY 1, 2017, to JUNE 30, 2018
ESTIMATE OF NEEDS FOR 2018-2019

4j

EXHIBIT "A"

Schedule 8(j), Report Of Prior Year's Expenditures				
DEPARTMENTS OF GOVERNMENT APPROPRIATED ACCOUNTS	FISCAL YEAR ENDING JUNE 30, 2017			ORIGINAL APPROPRIATIONS
	RESERVES	WARRANTS	BALANCE	
	6-30-2017	SINCE ISSUED	LAPSED APPROPRIATIONS	
87 LIBRARY BUDGET ACCOUNT:				
87a Personal Services	\$ -	\$ -	\$ -	\$ -
87b Part Time Help	\$ -	\$ -	\$ -	\$ -
87c Travel	\$ -	\$ -	\$ -	\$ -
87d Maintenance and Operation	\$ -	\$ -	\$ -	\$ -
87e Capital Outlay	\$ -	\$ -	\$ -	\$ -
87f Intergovernmental	\$ -	\$ -	\$ -	\$ -
87g Other -	\$ -	\$ -	\$ -	\$ -
87 Total	\$ -	\$ -	\$ -	\$ -
88 PUBLIC HEALTH BUDGET ACCOUNT:				
88a Personal Services	\$ -	\$ -	\$ -	\$ -
88b Part Time Help	\$ -	\$ -	\$ -	\$ -
88c Travel	\$ -	\$ -	\$ -	\$ -
88d Maintenance and Operation	\$ -	\$ -	\$ -	\$ -
88e Capital Outlay	\$ -	\$ -	\$ -	\$ -
88f Intergovernmental	\$ -	\$ -	\$ -	\$ -
88g Other -	\$ -	\$ -	\$ -	\$ -
88h Other -	\$ -	\$ -	\$ -	\$ -
88 Total	\$ -	\$ -	\$ -	\$ -
89 COUNTY HOSPITAL BUDGET ACCOUNT:				
89a Personal Services	\$ -	\$ -	\$ -	\$ -
89b Part Time Help	\$ -	\$ -	\$ -	\$ -
89c Travel	\$ -	\$ -	\$ -	\$ -
89d Maintenance and Operation	\$ -	\$ -	\$ -	\$ -
89e Capital Outlay	\$ -	\$ -	\$ -	\$ -
89f Intergovernmental	\$ -	\$ -	\$ -	\$ -
89g Other -	\$ -	\$ -	\$ -	\$ -
89h Other -	\$ -	\$ -	\$ -	\$ -
89 Total	\$ -	\$ -	\$ -	\$ -
90 CHILD GUIDANCE CLINIC				
90a Personal Services	\$ -	\$ -	\$ -	\$ -
90b Part Time Help	\$ -	\$ -	\$ -	\$ -
90c Travel	\$ -	\$ -	\$ -	\$ -
90d Maintenance and Operation	\$ -	\$ -	\$ -	\$ -
90e Capital Outlay	\$ -	\$ -	\$ -	\$ -
90f Intergovernmental	\$ -	\$ -	\$ -	\$ -
90g Other -	\$ -	\$ -	\$ -	\$ -
90 Total	\$ -	\$ -	\$ -	\$ -
91 TICK ERADICATION ACCOUNT:				
91a Personal Services	\$ -	\$ -	\$ -	\$ -
91b Part Time Help	\$ -	\$ -	\$ -	\$ -
91c Travel	\$ -	\$ -	\$ -	\$ -
91d Maintenance and Operation	\$ -	\$ -	\$ -	\$ -
91e Capital Outlay	\$ -	\$ -	\$ -	\$ -
91f Intergovernmental	\$ -	\$ -	\$ -	\$ -
91g Other -	\$ -	\$ -	\$ -	\$ -
91h Other -	\$ -	\$ -	\$ -	\$ -
91 Total	\$ -	\$ -	\$ -	\$ -

ESTIMATE OF NEEDS FOR 2018-2019

Page 4j

[illegible]

GENERAL FUND ACCOUNTS COVERING THE PERIOD JULY 1, 2017, to JUNE 30, 2018
ESTIMATE OF NEEDS FOR 2018-2019

4k

EXHIBIT "A"

Schedule 8(k), Report Of Prior Year's Expenditures

DEPARTMENTS OF GOVERNMENT APPROPRIATED ACCOUNTS	FISCAL YEAR ENDING JUNE 30, 2017			ORIGINAL APPROPRIATIONS
	RESERVES	WARRANTS	BALANCE	
	6-30-2017	SINCE ISSUED	LAPSED APPROPRIATIONS	
92 BUILDING MAINTENANCE ACCOUNT:				
92a Personal Services	\$ -	\$ -	\$ -	\$ -
92b Part Time Help	\$ -	\$ -	\$ -	\$ -
92c Travel	\$ -	\$ -	\$ -	\$ -
92d Maintenance and Operation	\$ -	\$ -	\$ -	\$ -
92e Capital Outlay	\$ -	\$ -	\$ -	\$ -
92f Intergovernmental	\$ -	\$ -	\$ -	\$ -
92g Other -	\$ -	\$ -	\$ -	\$ -
92h Other -	\$ -	\$ -	\$ -	\$ -
92j Other -	\$ -	\$ -	\$ -	\$ -
92 Total	\$ -	\$ -	\$ -	\$ -
93				
93a Personal Services	\$ -	\$ -	\$ -	\$ -
93b Part Time Help	\$ -	\$ -	\$ -	\$ -
93c Travel	\$ -	\$ -	\$ -	\$ -
93d Maintenance and Operation	\$ -	\$ -	\$ -	\$ -
93e Capital Outlay	\$ -	\$ -	\$ -	\$ -
93f Intergovernmental	\$ -	\$ -	\$ -	\$ -
93g Other -	\$ -	\$ -	\$ -	\$ -
93h Other -	\$ -	\$ -	\$ -	\$ -
93 Total	\$ -	\$ -	\$ -	\$ -
94 GENERAL GOVERNMENT				
94a Personal Services	\$ 6,771.66	\$ 6,771.66	\$ -	\$ 150,000.00
94b Part Time Help	\$ -	\$ -	\$ -	\$ -
94c Travel	\$ -	\$ -	\$ -	\$ -
94d Maintenance and Operation	\$ 3,341.83	\$ 3,341.83	\$ -	\$ 67,655.94
94e Capital Outlay	\$ -	\$ -	\$ -	\$ 7,000.00
94f Intergovernmental	\$ -	\$ -	\$ -	\$ -
94g Debt Service	\$ -	\$ -	\$ -	\$ -
94h Other -	\$ -	\$ -	\$ -	\$ -
94 Total	\$ 10,113.49	\$ 10,113.49	\$ -	\$ 224,655.94
98 OTHER USE:				
98a Other Deductions	\$ -	\$ -	\$ -	\$ -
98 Total	\$ -	\$ -	\$ -	\$ -
TOTAL GENERAL FUND ACCOUNT	\$ 10,113.49	\$ 10,113.49	\$ -	\$ 224,655.94
SUBJECT TO WARRANT ISSUE:				
99 Provision for Interest on Warrants	\$ -	\$ -	\$ -	\$ -
GRAND TOTAL GENERAL FUND	\$ 10,113.49	\$ 10,113.49	\$ -	\$ 224,655.94

ESTIMATE OF NEEDS FOR THE FISCAL YEAR

PURPOSE:

Current Expense

Pro rata share of County Assessor's Budget as determined by County Excise Board

(This amount is included in the appropriated account "17 Revaluation of Real Property".)

GRAND TOTAL - General Fund

S.A. & I. Form 2651R99 Entity: Binger City, 99

Monday, September 24, 2018

SEE ATTACHED ACCOUNTANTS COMPILATION REPORT

ESTIMATE OF NEEDS FOR 2018-2019

Page 4k

[illegible]

	Estimate of	Approved by
	Needs by	County
	Governing Board	Excise Board
	\$ 249,362.24	\$ 249,362.24
	\$ -	\$ -
	\$ 249,362.24	\$ 249,362.24

SPECIAL REVENUE FUND ACCOUNTS COVERING THE PERIOD JULY 1, 2017, to JUNE 30, 2018
ESTIMATE OF NEEDS FOR 2018-2019

Page 1

EXHIBIT "I"

Special Revenue Fund Accounts:	Street & Alley Fund	Clinic Fund	Fire Dept City Tax Fund
Schedule 1, Detail of Bond and Coupon Indebtedness as of June 30, 2018	2017-2018	2017-2018	2017-2018
CURRENT YEAR	Amount	Amount	Amount
ASSETS:			
Cash Balance June 30, 2018	\$ 40,692.15	\$ 138,118.34	\$ 5,293.45
Investments	\$ -	\$ -	\$ -
TOTAL ASSETS	\$ 40,692.15	\$ 138,118.34	\$ 5,293.45
LIABILITIES AND RESERVES:			
Warrants Outstanding	\$ -	\$ -	\$ -
Reserve for Interest on Warrants	\$ -	\$ -	\$ -
Reserves From Schedule 8	\$ 1,868.32	\$ -	\$ -
TOTAL LIABILITIES AND RESERVES	\$ 1,868.32	\$ -	\$ -
CASH FUND BALANCE JUNE 30, 2018	\$ 38,823.83	\$ 138,118.34	\$ 5,293.45
TOTAL LIABILITIES, RESERVES AND CASH FUND BALANCE	\$ 40,692.15	\$ 138,118.34	\$ 5,293.45

Schedule 5, Expenditures Special Revenue Fund Accounts of Current Year	2017-2018	2017-2018	2017-2018
CURRENT YEAR	Amount	Amount	Amount
Cash Balance Reported to Excise Board 6-30-2017	\$ -	\$ -	\$ -
Cash Fund Balance Transferred Out	\$ -	\$ -	\$ -
Cash Fund Balance Transferred In	\$ 48,840.38	\$ 121,404.89	\$ 10,176.05
Adjusted Cash Balance	\$ 48,840.38	\$ 121,404.89	\$ 10,176.05
Ad Valorem Tax Apportioned To Year In Caption	\$ -	\$ -	\$ -
Miscellaneous Revenue (Schedule 4)	\$ 37,378.76	\$ 18,656.28	\$ 610.64
Cash Fund Balance Forward From Preceding Year	\$ -	\$ -	\$ -
Prior Expenditures Recovered	\$ -	\$ -	\$ -
TOTAL RECEIPTS	\$ 37,378.76	\$ 18,656.28	\$ 610.64
TOTAL RECEIPTS AND BALANCE	\$ 86,219.14	\$ 140,061.17	\$ 10,786.69
Warrants of Year in Caption	\$ 45,526.99	\$ 1,942.83	\$ 5,493.24
Interest Paid Thereon	\$ -	\$ -	\$ -
TOTAL DISBURSEMENTS	\$ 45,526.99	\$ 1,942.83	\$ 5,493.24
CASH BALANCE JUNE 30, 2018	\$ 40,692.15	\$ 138,118.34	\$ 5,293.45
Reserve for Warrants Outstanding	\$ -	\$ -	\$ -
Reserve for Interest on Warrants	\$ -	\$ -	\$ -
Reserves From Schedule 8	\$ 1,868.32	\$ -	\$ -
TOTAL LIABILITIES AND RESERVE	\$ 1,868.32	\$ -	\$ -
DEFICIT: (Red Figure)	\$ -	\$ -	\$ -
CASH FUND BALANCE FORWARD TO SUCCEEDING YEAR	\$ 38,823.83	\$ 138,118.34	\$ 5,293.45

Schedule 6, Special Revenue Fund Warrant Accounts of Current Year	2017-2018	2017-2018	2017-2018
CURRENT YEAR	Amount	Amount	Amount
Warrants Outstanding 6-30-2017 of Year in Caption	\$ -	\$ 162.00	\$ -
Warrants Registered During Year	\$ 45,526.99	\$ 1,942.83	\$ 5,493.24
TOTAL	\$ 45,526.99	\$ 2,104.83	\$ 5,493.24
Warrants Paid During Year	\$ 45,526.99	\$ 2,104.83	\$ 5,493.24
Warrants Converted to Bonds or Judgements	\$ -	\$ -	\$ -
Warrants Cancelled	\$ -	\$ -	\$ -
Warrants Estopped by Statute	\$ -	\$ -	\$ -
TOTAL WARRANTS RETIRED	\$ 45,526.99	\$ 2,104.83	\$ 5,493.24
BALANCE WARRANTS OUTSTANDING JUNE 30, 2018	\$ -	\$ -	\$ -

SPECIAL REVENUE FUND ACCOUNTS COVERING THE PERIOD JULY 1, 2017, to JUNE 30, 2018
ESTIMATE OF NEEDS FOR 2018-2019

EXHIBIT "I"

1

Fire Truck Imp Fund	Cleet Fund	REAP Grant Fund	Improvement Plan Fund	Beautification Project Fund	Fund	
2017-2018	2017-2018	2017-2018	2017-2018	2017-2018	2017-2018	
Amount	Amount	Amount	Amount	Amount	Amount	Total
\$ 11,495.42	\$ 512.21	\$ 1.00	\$ 21,209.88	\$ 2,419.01	\$ -	\$ 219,741.46
\$ -	\$ -	\$ -	\$ -	\$ -	\$ -	\$ -
\$ 11,495.42	\$ 512.21	\$ 1.00	\$ 21,209.88	\$ 2,419.01	\$ -	\$ 219,741.46
\$ -	\$ -	\$ -	\$ -	\$ -	\$ -	\$ -
\$ -	\$ -	\$ -	\$ -	\$ -	\$ -	\$ -
\$ 892.12	\$ 589.00	\$ -	\$ -	\$ -	\$ -	\$ 3,349.44
\$ 892.12	\$ 589.00	\$ -	\$ -	\$ -	\$ -	\$ 3,349.44
\$ 10,603.30	\$ (76.79)	\$ 1.00	\$ 21,209.88	\$ 2,419.01	\$ -	\$ 216,392.02
\$ 11,495.42	\$ 512.21	\$ 1.00	\$ 21,209.88	\$ 2,419.01	\$ -	\$ 219,741.46

2017-2018	2017-2018	2017-2018	2017-2018	2017-2018	2017-2018	
Amount	Amount	Amount	Amount	Amount	Amount	TOTAL
\$ -	\$ -	\$ -	\$ -	\$ -	\$ -	\$ -
\$ -	\$ -	\$ -	\$ -	\$ -	\$ -	\$ -
\$ 12,169.21	\$ 268.14	\$ 1.00	\$ 16,877.58	\$ 3,015.26	\$ -	\$ 212,752.51
\$ 12,169.21	\$ 268.14	\$ 1.00	\$ 16,877.58	\$ 3,015.26	\$ -	\$ 212,752.51
\$ -	\$ -	\$ -	\$ -	\$ -	\$ -	\$ -
\$ 19,668.35	\$ 4,131.00	\$ -	\$ 64,697.61	\$ -	\$ -	\$ 145,142.64
\$ -	\$ -	\$ -	\$ -	\$ -	\$ -	\$ -
\$ -	\$ -	\$ -	\$ -	\$ -	\$ -	\$ -
\$ 19,668.35	\$ 4,131.00	\$ -	\$ 64,697.61	\$ -	\$ -	\$ 145,142.64
\$ 31,837.56	\$ 4,399.14	\$ 1.00	\$ 81,575.19	\$ 3,015.26	\$ -	\$ 357,895.15
\$ 20,342.14	\$ 3,886.93	\$ -	\$ 60,365.31	\$ 596.25	\$ -	\$ 138,153.69
\$ -	\$ -	\$ -	\$ -	\$ -	\$ -	\$ -
\$ 20,342.14	\$ 3,886.93	\$ -	\$ 60,365.31	\$ 596.25	\$ -	\$ 138,153.69
\$ 11,495.42	\$ 512.21	\$ 1.00	\$ 21,209.88	\$ 2,419.01	\$ -	\$ 219,741.46
\$ -	\$ -	\$ -	\$ -	\$ -	\$ -	\$ -
\$ -	\$ -	\$ -	\$ -	\$ -	\$ -	\$ -
\$ 892.12	\$ 589.00	\$ -	\$ -	\$ -	\$ -	\$ 3,349.44
\$ 892.12	\$ 589.00	\$ -	\$ -	\$ -	\$ -	\$ 3,349.44
\$ -	\$ -	\$ -	\$ -	\$ -	\$ -	\$ -
\$ 10,603.30	\$ (76.79)	\$ 1.00	\$ 21,209.88	\$ 2,419.01	\$ -	\$ 216,392.02

2017-2018	2017-2018	2017-2018	2017-2018	2017-2018	2017-2018	
Amount	Amount	Amount	Amount	Amount	Amount	TOTAL
\$ -	\$ -	\$ -	\$ 1,326.43	\$ -	\$ -	\$ 1,488.43
\$ 20,342.14	\$ 3,886.93	\$ -	\$ 60,365.31	\$ 596.25	\$ -	\$ 138,153.69
\$ 20,342.14	\$ 3,886.93	\$ -	\$ 61,691.74	\$ 596.25	\$ -	\$ 139,642.12
\$ 20,342.14	\$ 3,886.93	\$ -	\$ 61,691.74	\$ 596.25	\$ -	\$ 139,642.12
\$ -	\$ -	\$ -	\$ -	\$ -	\$ -	\$ -
\$ -	\$ -	\$ -	\$ -	\$ -	\$ -	\$ -
\$ -	\$ -	\$ -	\$ -	\$ -	\$ -	\$ -
\$ 20,342.14	\$ 3,886.93	\$ -	\$ 61,691.74	\$ 596.25	\$ -	\$ 139,642.12
\$ -	\$ -	\$ -	\$ -	\$ -	\$ -	\$ -

S.A.&I. Form 2651R99 Entity: Binger City, 99

Monday, September 24, 2018

SEE ATTACHED ACCOUNTANTS COMPILATION REPORT

CAPITAL PROJECT FUND ACCOUNTS COVERING THE PERIOD JULY 1, 2017, to JUNE 30, 2018
ESTIMATE OF NEEDS FOR 2018-2019

EXHIBIT "J"

Page 1

Capital Project Fund Accounts:		Capital Improvement Fund	Fund	Fund
Schedule 1, Current Balance Sheet - June 30, 2018		2017-2018	2017-2018	2017-2018
CURRENT YEAR		Amount	Amount	Amount
ASSETS:				
Cash Balance June 30, 2018	\$	38,841.31	\$ -	\$ -
Investments	\$	-	\$ -	\$ -
TOTAL ASSETS	\$	38,841.31	\$ -	\$ -
LIABILITIES AND RESERVES:				
Warrants Outstanding	\$	-	\$ -	\$ -
Reserve for Interest on Warrants	\$	-	\$ -	\$ -
Reserves From Schedule 8	\$	-	\$ -	\$ -
TOTAL LIABILITIES AND RESERVES	\$	-	\$ -	\$ -
CASH FUND BALANCE JUNE 30, 2018	\$	38,841.31	\$ -	\$ -
TOTAL LIABILITIES, RESERVES AND CASH FUND BALANCE	\$	38,841.31	\$ -	\$ -

Schedule 5, Expenditures Capital Project Fund Accounts of Current Year		2017-2018	2017-2018	2017-2018
CURRENT YEAR		Amount	Amount	Amount
Cash Balance Reported to Excise Board 6-30-2017	\$	-	\$ -	\$ -
Cash Fund Balance Transferred Out	\$	-	\$ -	\$ -
Cash Fund Balance Transferred In	\$	7,251.34	\$ -	\$ -
Adjusted Cash Balance	\$	7,251.34	\$ -	\$ -
Miscellaneous Revenue (Schedule 4)	\$	46,066.20	\$ -	\$ -
Cash Fund Balance Forward From Preceding Year	\$	-	\$ -	\$ -
Prior Expenditures Recovered	\$	-	\$ -	\$ -
TOTAL RECEIPTS	\$	46,066.20	\$ -	\$ -
TOTAL RECEIPTS AND BALANCE	\$	53,317.54	\$ -	\$ -
Warrants of Year in Caption	\$	14,476.23	\$ -	\$ -
Interest Paid Thereon	\$	-	\$ -	\$ -
TOTAL DISBURSEMENTS	\$	14,476.23	\$ -	\$ -
CASH BALANCE JUNE 30, 2018	\$	38,841.31	\$ -	\$ -
Reserve for Warrants Outstanding	\$	-	\$ -	\$ -
Reserve for Interest on Warrants	\$	-	\$ -	\$ -
Reserves From Schedule 8	\$	-	\$ -	\$ -
TOTAL LIABILITIES AND RESERVE	\$	-	\$ -	\$ -
DEFICIT: (Red Figure)	\$	-	\$ -	\$ -
CASH FUND BALANCE FORWARD TO SUCCEEDING YEAR	\$	38,841.31	\$ -	\$ -

Schedule 6, Special Revenue Fund Warrant Accounts of Current Year		2017-2018	2017-2018	2017-2018
CURRENT YEAR		Amount	Amount	Amount
Warrants Outstanding 6-30-2017 of Year in Caption	\$	-	\$ -	\$ -
Warrants Registered During Year	\$	14,476.23	\$ -	\$ -
TOTAL	\$	14,476.23	\$ -	\$ -
Warrants Paid During Year	\$	14,476.23	\$ -	\$ -
Warrants Coverted to Bonds or Judgements	\$	-	\$ -	\$ -
Warrants Cancelled	\$	-	\$ -	\$ -
Warrants Estopped by Statute	\$	-	\$ -	\$ -
TOTAL WARRANTS RETIRED	\$	14,476.23	\$ -	\$ -
BALANCE WARRANTS OUTSTANDING JUNE 30, 2018	\$	-	\$ -	\$ -

CAPITAL PROJECT FUND ACCOUNTS COVERING THE PERIOD JULY 1, 2017, to JUNE 30, 2018
ESTIMATE OF NEEDS FOR 2018-2019

EXHIBIT "J"

1

Fund	Fund	Fund	Fund	Fund	Fund	
2017-2018	2017-2018	2017-2018	2017-2018	2017-2018	2017-2018	
Amount	Amount	Amount	Amount	Amount	Amount	Total
\$ -	\$ -	\$ -	\$ -	\$ -	\$ -	\$ 38,841.31
\$ -	\$ -	\$ -	\$ -	\$ -	\$ -	\$ -
\$ -	\$ -	\$ -	\$ -	\$ -	\$ -	\$ 38,841.31
\$ -	\$ -	\$ -	\$ -	\$ -	\$ -	\$ -
\$ -	\$ -	\$ -	\$ -	\$ -	\$ -	\$ -
\$ -	\$ -	\$ -	\$ -	\$ -	\$ -	\$ -
\$ -	\$ -	\$ -	\$ -	\$ -	\$ -	\$ -
\$ -	\$ -	\$ -	\$ -	\$ -	\$ -	\$ 38,841.31
\$ -	\$ -	\$ -	\$ -	\$ -	\$ -	\$ 38,841.31

2017-2018	2017-2018	2017-2018	2017-2018	2017-2018	2017-2018	
Amount	Amount	Amount	Amount	Amount	Amount	TOTAL
\$ -	\$ -	\$ -	\$ -	\$ -	\$ -	\$ -
\$ -	\$ -	\$ -	\$ -	\$ -	\$ -	\$ -
\$ -	\$ -	\$ -	\$ -	\$ -	\$ -	\$ 7,251.34
\$ -	\$ -	\$ -	\$ -	\$ -	\$ -	\$ 7,251.34
\$ -	\$ -	\$ -	\$ -	\$ -	\$ -	\$ 46,066.20
\$ -	\$ -	\$ -	\$ -	\$ -	\$ -	\$ -
\$ -	\$ -	\$ -	\$ -	\$ -	\$ -	\$ -
\$ -	\$ -	\$ -	\$ -	\$ -	\$ -	\$ 46,066.20
\$ -	\$ -	\$ -	\$ -	\$ -	\$ -	\$ 53,317.54
\$ -	\$ -	\$ -	\$ -	\$ -	\$ -	\$ 14,476.23
\$ -	\$ -	\$ -	\$ -	\$ -	\$ -	\$ -
\$ -	\$ -	\$ -	\$ -	\$ -	\$ -	\$ 14,476.23
\$ -	\$ -	\$ -	\$ -	\$ -	\$ -	\$ 38,841.31
\$ -	\$ -	\$ -	\$ -	\$ -	\$ -	\$ -
\$ -	\$ -	\$ -	\$ -	\$ -	\$ -	\$ -
\$ -	\$ -	\$ -	\$ -	\$ -	\$ -	\$ -
\$ -	\$ -	\$ -	\$ -	\$ -	\$ -	\$ -
\$ -	\$ -	\$ -	\$ -	\$ -	\$ -	\$ -
\$ -	\$ -	\$ -	\$ -	\$ -	\$ -	\$ 38,841.31

2017-2018	2017-2018	2017-2018	2017-2018	2017-2018	2017-2018	
Amount	Amount	Amount	Amount	Amount	Amount	TOTAL
\$ -	\$ -	\$ -	\$ -	\$ -	\$ -	\$ -
\$ -	\$ -	\$ -	\$ -	\$ -	\$ -	\$ 14,476.23
\$ -	\$ -	\$ -	\$ -	\$ -	\$ -	\$ 14,476.23
\$ -	\$ -	\$ -	\$ -	\$ -	\$ -	\$ 14,476.23
\$ -	\$ -	\$ -	\$ -	\$ -	\$ -	\$ -
\$ -	\$ -	\$ -	\$ -	\$ -	\$ -	\$ -
\$ -	\$ -	\$ -	\$ -	\$ -	\$ -	\$ -
\$ -	\$ -	\$ -	\$ -	\$ -	\$ -	\$ -
\$ -	\$ -	\$ -	\$ -	\$ -	\$ -	\$ 14,476.23
\$ -	\$ -	\$ -	\$ -	\$ -	\$ -	\$ -

ENTERPRISE FUND ACCOUNTS COVERING THE PERIOD JULY 1, 2017, to JUNE 30, 2018
ESTIMATE OF NEEDS FOR 2018-2019

Page 1

EXHIBIT "K"

Enterprise Fund Accounts:	Binger PWA Fund	Meter Fund	Reserve Account Fund
Schedule 1, Current Balance Sheet - June 30, 2018	2017-2018	2017-2018	2017-2018
CURRENT YEAR	Amount	Amount	Amount
ASSETS:			
Cash Balance June 30, 2018	\$ 75,724.15	\$ 834.54	\$ 14,096.50
Investments	\$ -	\$ -	\$ -
TOTAL ASSETS	\$ 75,724.15	\$ 834.54	\$ 14,096.50
LIABILITIES AND RESERVES:			
Warrants Outstanding	\$ 566.43	\$ -	\$ -
Reserve for Interest on Warrants	\$ -	\$ -	\$ -
Reserves From Schedule 8	\$ -	\$ -	\$ -
TOTAL LIABILITIES AND RESERVES	\$ 566.43	\$ -	\$ -
CASH FUND BALANCE JUNE 30, 2018	\$ 75,157.72	\$ 834.54	\$ 14,096.50
TOTAL LIABILITIES, RESERVES AND CASH FUND BALANCE	\$ 75,724.15	\$ 834.54	\$ 14,096.50

Schedule 5, Expenditures Enterprise Fund Accounts of Current Year	2017-2018	2017-2018	2017-2018
CURRENT YEAR	Amount	Amount	Amount
Cash Balance Reported to Excise Board 6-30-2018	\$ -	\$ -	\$ -
Cash Fund Balance Transferred Out	\$ -	\$ -	\$ -
Cash Fund Balance Transferred In	\$ 38,386.47	\$ 786.46	\$ 14,025.04
Adjusted Cash Balance	\$ 38,386.47	\$ 786.46	\$ 14,025.04
Miscellaneous Revenue (Schedule 4)	\$ 254,911.99	\$ 48.08	\$ 71.46
Cash Fund Balance Forward From Preceding Year	\$ -	\$ -	\$ -
Prior Expenditures Recovered	\$ -	\$ -	\$ -
TOTAL RECEIPTS	\$ 254,911.99	\$ 48.08	\$ 71.46
TOTAL RECEIPTS AND BALANCE	\$ 293,298.46	\$ 834.54	\$ 14,096.50
Warrants of Year in Caption	\$ 217,574.31	\$ -	\$ -
Interest Paid Thereon	\$ -	\$ -	\$ -
TOTAL DISBURSEMENTS	\$ 217,574.31	\$ -	\$ -
CASH BALANCE JUNE 30, 2018	\$ 75,724.15	\$ 834.54	\$ 14,096.50
Reserve for Warrants Outstanding	\$ 566.43	\$ -	\$ -
Reserve for Interest on Warrants	\$ -	\$ -	\$ -
Reserves From Schedule 8	\$ -	\$ -	\$ -
TOTAL LIABILITIES AND RESERVE	\$ 566.43	\$ -	\$ -
DEFICIT: (Red Figure)	\$ -	\$ -	\$ -
CASH FUND BALANCE FORWARD TO SUCCEEDING YEAR	\$ 75,157.72	\$ 834.54	\$ 14,096.50

Schedule 6, Enterprise Fund Warrant Accounts of Current Year	2017-2018	2017-2018	2017-2018
CURRENT YEAR	Amount	Amount	Amount
Warrants Outstanding 6-30-2017 of Year in Caption	\$ 711.41	\$ -	\$ -
Warrants Registered During Year	\$ 218,140.74	\$ -	\$ -
TOTAL	\$ 218,852.15	\$ -	\$ -
Warrants Paid During Year	\$ 218,285.72	\$ -	\$ -
Warrants Coverted to Bonds or Judgements	\$ -	\$ -	\$ -
Warrants Cancelled	\$ -	\$ -	\$ -
Warrants Estopped by Statute	\$ -	\$ -	\$ -
TOTAL WARRANTS RETIRED	\$ 218,285.72	\$ -	\$ -
BALANCE WARRANTS OUTSTANDING JUNE 30, 2018	\$ 566.43	\$ -	\$ -

**ENTERPRISE FUND ACCOUNTS COVERING THE PERIOD JULY 1, 2017, to JUNE 30, 2018
ESTIMATE OF NEEDS FOR 2018-2019**

EXHIBIT "K"

1

Fund	Fund	Fund	Fund	Fund	Fund	
2017-2018	2017-2018	2017-2018	2017-2018	2017-2018	2017-2018	
Amount	Amount	Amount	Amount	Amount	Amount	Total
\$ -	\$ -	\$ -	\$ -	\$ -	\$ -	\$ 90,655.19
\$ -	\$ -	\$ -	\$ -	\$ -	\$ -	\$ -
\$ -	\$ -	\$ -	\$ -	\$ -	\$ -	\$ 90,655.19
\$ -	\$ -	\$ -	\$ -	\$ -	\$ -	\$ 566.43
\$ -	\$ -	\$ -	\$ -	\$ -	\$ -	\$ -
\$ -	\$ -	\$ -	\$ -	\$ -	\$ -	\$ -
\$ -	\$ -	\$ -	\$ -	\$ -	\$ -	\$ 566.43
\$ -	\$ -	\$ -	\$ -	\$ -	\$ -	\$ 90,088.76
\$ -	\$ -	\$ -	\$ -	\$ -	\$ -	\$ 90,655.19

2017-2018	2017-2018	2017-2018	2017-2018	2017-2018	2017-2018	
Amount	Amount	Amount	Amount	Amount	Amount	TOTAL
\$ -	\$ -	\$ -	\$ -	\$ -	\$ -	\$ -
\$ -	\$ -	\$ -	\$ -	\$ -	\$ -	\$ -
\$ -	\$ -	\$ -	\$ -	\$ -	\$ -	\$ 53,197.97
\$ -	\$ -	\$ -	\$ -	\$ -	\$ -	\$ 53,197.97
\$ -	\$ -	\$ -	\$ -	\$ -	\$ -	\$ 255,031.53
\$ -	\$ -	\$ -	\$ -	\$ -	\$ -	\$ -
\$ -	\$ -	\$ -	\$ -	\$ -	\$ -	\$ -
\$ -	\$ -	\$ -	\$ -	\$ -	\$ -	\$ 255,031.53
\$ -	\$ -	\$ -	\$ -	\$ -	\$ -	\$ 308,229.50
\$ -	\$ -	\$ -	\$ -	\$ -	\$ -	\$ 217,574.31
\$ -	\$ -	\$ -	\$ -	\$ -	\$ -	\$ -
\$ -	\$ -	\$ -	\$ -	\$ -	\$ -	\$ 217,574.31
\$ -	\$ -	\$ -	\$ -	\$ -	\$ -	\$ 90,655.19
\$ -	\$ -	\$ -	\$ -	\$ -	\$ -	\$ 566.43
\$ -	\$ -	\$ -	\$ -	\$ -	\$ -	\$ -
\$ -	\$ -	\$ -	\$ -	\$ -	\$ -	\$ -
\$ -	\$ -	\$ -	\$ -	\$ -	\$ -	\$ 566.43
\$ -	\$ -	\$ -	\$ -	\$ -	\$ -	\$ -
\$ -	\$ -	\$ -	\$ -	\$ -	\$ -	\$ 90,088.76

2017-2018	2017-2018	2017-2018	2017-2018	2017-2018	2017-2018	
Amount	Amount	Amount	Amount	Amount	Amount	TOTAL
\$ -	\$ -	\$ -	\$ -	\$ -	\$ -	\$ 711.41
\$ -	\$ -	\$ -	\$ -	\$ -	\$ -	\$ 218,140.74
\$ -	\$ -	\$ -	\$ -	\$ -	\$ -	\$ 218,852.15
\$ -	\$ -	\$ -	\$ -	\$ -	\$ -	\$ 218,285.72
\$ -	\$ -	\$ -	\$ -	\$ -	\$ -	\$ -
\$ -	\$ -	\$ -	\$ -	\$ -	\$ -	\$ -
\$ -	\$ -	\$ -	\$ -	\$ -	\$ -	\$ -
\$ -	\$ -	\$ -	\$ -	\$ -	\$ -	\$ 218,285.72
\$ -	\$ -	\$ -	\$ -	\$ -	\$ -	\$ 566.43

S.A.&I. Form 2651R99 Entity: Binger City, 99
SEE ATTACHED ACCOUNTANTS COMPILATION REPORT

Monday, September 24, 2018

CERTIFICATE OF EXCISE BOARD
ESTIMATE OF NEEDS FOR 2018-2019

STATE OF OKLAHOMA, COUNTY OF CADDO

We, the members of the Excise Board of said County and State, do hereby certify that we have examined the foregoing estimates of proposed current expenses for the ensuing fiscal year as filed with the Governing Board of Binger Oklahoma, and those directly under, or in contractual relationship with, the Governing Board of Binger Oklahoma; we have ascertained from the Financial Statements submitted therewith the amount of Surplus Balances of Cash on Hand; we have considered the uncollected ad valorem taxes of the previous year or years; and we have ascertained that the probable Income estimated to be collected from all sources other than ad valorem taxation may reasonably be expected as a revenue for the ensuing fiscal year, and that the same does not exceed 90% of the actual collection from such sources for the previous fiscal year.

In so doing, we have diligently performed the duties imposed upon the Excise Board by 68 O.S. 1991 Section 3007, (1) ascertaining that the financial statements, as to statistics therein contained reflect the true fiscal condition at the close of the fiscal year, or caused the same to be corrected so to show; (2) struck from the estimate of needs so submitted any items not authorized by law and reduced to the sum authorized by law any items restricted by statute as to the amount lawfully expendable therefore; (3) supplemented such estimate, after proper publication, by an estimate of needs prepared by this Excise Board to make provision for mandatory governmental functions where the estimate submitted wholly failed or was deemed inadequate to fulfill the mandate of the Constitutions or of the Legislature; (4) computed the total means available to each fund in the manner provided; and (5) then and only

Accordingly, we have and do hereby appropriate the Surplus Balances of Cash on Hand, and the Revenues and Levies hereinafter set forth for each Fund to the several and specific purposes named in such estimates, by each, to the intent and purpose that CONSTITUTIONAL GOVERNMENTAL FUNCTIONS shall be first assured and provided for, and subsequently to provide for Legislative Governmental Functions insofar as to the available Surpluses, Revenues and Levies will permit; and we have provided also that the Levies are in excess of the amount appropriated to needs after deducting the surplus cash balance on hand, and Estimated Revenues other than tax, by the percentage and amount or reserve for delinquent tax as hereinafter set forth, which we have determined in the manner provided by law.

We further certify that we have examined the within statements of account and estimated needs or requirements of the Governing Board of Binger Oklahoma, in relation to the Sinking Fund or Funds thereof, and after finding the same correct or having caused the same to be corrected pursuant to 68 O. S. 1991 Section 3009, have approved the requirements therefor to fulfill the conditions of Section 26 and 28 of Article 10, Oklahoma Constitution, and have made and certified a tax levy therefor to the extent of the excess of said total requirements over the total of items 2, 3, 6, and 12 of Exhibit "Y" (Page 2) and any other legal deduction, including a

**CERTIFICATE OF EXCISE BOARD
ESTIMATE OF NEEDS FOR 2018-2019**

Page 2

EXHIBIT "Y"			
County Excise Board's Appropriation of Income and Revenue	General Fund	Industrial Bonds	Sinking Fund (Exc. Homesteads)
Appropriation Approved & Provision Made	\$ 249,362.24	\$ -	\$ -
Appropriation of Revenues	\$ -	\$ -	\$ -
Excess of Assets Over Liabilities	\$ 59,401.32	\$ -	\$ -
Unclaimed Protest Tax Refunds	\$ -	\$ -	\$ -
Miscellaneous Estimated Revenues	\$ 189,960.92	\$ -	\$ -
Est. Value of Surplus Tax in Process	\$ -	\$ -	\$ -
Sinking Fund Contributions	\$ -	\$ -	\$ -
Surplus Building Fund Cash	\$ -	\$ -	\$ -
Total Other Than 2017 Tax	\$ 249,362.24	\$ -	\$ -
Balance Required	\$ -	\$ -	\$ -
Add 10% for Delinquency	\$ -	\$ -	\$ -
Total Required for 2017 Tax	\$ -	\$ -	\$ -
Rate of Levy Required and Certified (in Mills)	0.00	0.00	0.00

We further certify that the net assessed valuation of the Property, subject to ad valorem taxes, after the amount of all Homestead deducted in the said County as finally equalized and certified by the State Board of Equalization for the current year 2018-2019 is as follows:

VALUATION AND LEVIES EXCLUDING HOMESTEADS				
County	Real	Personal	Public Service	Total
Total Valuation, CADD	\$ 989,905.00	\$ 129,477.00	\$ 228,354.00	\$ 1,347,736.00

and that the assessed valuations herein certified have been used in computing the rates of mill levies and the proceeds thereof appropriated as aforesaid; and that having ascertained as aforesaid, the aggregate amount to be raised by ad valorem taxation, we thereupon made the levies therefor as provided by law as follows:

General 0.00 Mills; Industrial Bonds 0.00 Mills; Sinking Fund 0.00 Mills; Sub-Total 0.00 Mills;

and we do hereby order the above levies to be certified forthwith by the Secretary of this Board to the County Assessor of said County, in order that the County

Assessor may immediately extend said levies upon the Tax Rolls for the year 2019 without regard to any protest that may be filed against any levies, as required by 68 O. S. 1991, Section 2869

Dated at Adair, Oklahoma, this 7th day of Nov, 2018.



[Signature]
Excise Board Member

[Signature]
Excise Board Chairman

[Signature]
Excise Board Member

Excise Board Secretary

PUBLICATION SHEET - BINGER, OKLAHOMA
FINANCIAL STATEMENT OF THE VARIOUS FUNDS FOR THE FISCAL YEAR ENDING JUNE 30, 2018, AND ESTIMATE OF NEEDS
FOR THE FISCAL YEAR ENDING JUNE 30, 2019, OF THE GOVERNING BOARD OF
BINGER, OKLAHOMA

Page 1

EXHIBIT "Z"

STATEMENT OF FINANCIAL CONDITION AS OF JUNE 30, 2018	GENERAL FUND Detail
ASSETS:	
Cash Balance June 30, 2018	\$ 69,833.24
Investments	\$ 3,171.42
TOTAL ASSETS	\$ 73,004.66
LIABILITIES AND RESERVES:	
Warrants Outstanding	\$ 1,752.62
Reserve for Interest on Warrants	\$ -
Reserves From Schedule 8	\$ 11,850.72
TOTAL LIABILITIES AND RESERVES	\$ 13,603.34
CASH FUND BALANCE (Deficit) JUNE 30, 2018	\$ 59,401.32

ESTIMATED NEEDS FOR FISCAL YEAR ENDING JUNE 30, 2018

GENERAL FUND	GENERAL FUND	SINKING FUND BALANCE SHEET	SINKING FUND
Current Expense	\$ 249,362.24	1. Cash Balance on Hand June 30, 2018	\$ -
Reserve for Int. on Warrants & Revaluation	\$ -	2. Legal Investments Properly Maturing	\$ -
Total Required	\$ 249,362.24	3. Judgements Paid to Recover by Tax Levy	\$ -
FINANCED		4. Total Liquid Assets	\$ -
Cash Fund Balance	\$ 59,401.32	Deduct Matured Indebtedness:	
Estimated Miscellaneous Revenue	\$ 189,960.92	5. a. Past-Due Coupons	\$ -
Total Deductions	\$ 249,362.24	6. b. Interest Accrued Thereon	\$ -
Balance to Raise from Ad Valorem Tax	\$ -	7. c. Past-Due Bonds	\$ -
ESTIMATED MISCELLANEOUS REVENUE:		8. d. Interest Thereon After Last Coupon	\$ -
1000 Charges for Services	\$ 1,658.59	9. e. Fiscal Agency Commissions on Above	\$ -
2000 Local Sources of Revenue	\$ 63,687.63	10. f. Judgements and Int. Levied for/Unpaid	\$ -
3000 State Sources of Revenue	\$ 118,606.24	11. Total Items a. Through f.	\$ -
4000 Federal Sources of Revenue	\$ -	12. Balance of Assets Subject to Accruals	\$ -
5000 Miscellaneous Revenue	\$ 6,008.46	Deduct Accrual Reserve If Assets Sufficient:	
6111 Contributions from Other Funds	\$ -	13. g. Earned Unmatured Interest	\$ -
Total Estimated Revenue	\$ 189,960.92	14. h. Accrual on Final Coupons	\$ -
INDUSTRIAL DEVELOPMENT BONDS	INDUSTRIAL BONDS	15. i. Accrued on Unmatured Bonds	\$ -
1. Cash Balance on Hand June 30, 2018	\$ -	16. Total Items g. Through i.	\$ -
2. Legal Investments Properly Maturing	\$ -	17. Excess of Assets Over Accrual Reserves **	\$ -
3. Total Liquid Assets	\$ -	SINKING FUND REQUIREMENTS FOR 2018-2019	
Deduct Matured Indebtedness		1. Interest Earnings on Bonds	\$ -
4. a. Past-Due Coupons	\$ -	2. Accrual on Unmatured Bonds	\$ -
5. b. Interest Accrued Thereon	\$ -	3. Annual Accrual on "Prepaid" Judgements	\$ -
6. c. Past-Due Bonds	\$ -	4. Annual Accrual on "Unpaid" Judgements	\$ -
7. d. Interest Thereon After Last Coupon	\$ -	5. Interest on Unpaid Judgements	\$ -
8. e. Fiscal Agency Commissions on Above	\$ -	6. Annual Accrual From Exhibit KK	\$ -
9. Balance of Assets Subject to Accruals	\$ -		
10. Deduct: g. Earned Unmatured Interest	\$ -		
11. h. Accrual on Final Coupons	\$ -		
12. i. Accrued on Unmatured Bonds	\$ -		
13. Excess of Assets Over Accrual Reserves*	\$ -		
INDUSTRIAL BOND REQUIREMENTS FOR 2018-2019			
1. Interest Earnings on Bonds	\$ -		
2. Accrual on Unmatured Bonds	\$ -		
Total Sinking Fund Requirements	\$ -	Total Sinking Fund Requirements	\$ -
Deduct:		Deduct:	
1. Excess of Assets Over Liabilities	\$ -	1. Exces of Assets Over Liabilities	\$ -
2. Surplus Building Fund Cash		2. Surplus Building Fund Cash	
Balance Required	\$ -	Balance to Raise By Tax Levy	\$ -

PUBLICATION SHEET - BINGER, OKLAHOMA
FINANCIAL STATEMENT OF THE VARIOUS FUNDS FOR THE FISCAL YEAR ENDING JUNE 30, 2018, AND ESTIMATE OF NEEDS
FOR THE FISCAL YEAR ENDING JUNE 30, 2019, OF THE GOVERNING BOARD OF
BINGER, OKLAHOMA

EXHIBIT "Z"

** If line 12 is less than line 16 after omitting "h" deduct the following each in turn from line 4, "Total Liquid Assets".	SINKING FUND
13d. j. Unmatured Coupons Due 4-1-2019	\$ -
14d. k. Unmatured Bonds So Due	
15d. l. Whatever Remains is for Exhibit KK Line E.	\$ -
16d. Deficit as Shown on Sinking Fund Balance Sheet.	\$ -
17d. Less Cash Requirements for Current Fiscal Year in Excess of Cash on Hand (From Line 15d Above).	
18d. Remaining Deficit is for Exhibit KK Line F.	\$ -

* If line 14 is less than the sum of lines g. h. i. after omitting "h" deduct the following each in turn from line 4, "Total Liquid Assets".	INDUSTRIAL BON FUND
13d. j. Unmatured Coupons Due Before 4-1-2019	\$ -
14d. k. Unmatured Bonds So Due	
15d. l. Whatever Remains is for Exhibit KKI Line E.	\$ -
16d. Deficit as Shown on Industrial Bonds Balance Sheet.	\$ -
17d. Less Cash Requirements for Current Fiscal Year in Excess of Cash on Hand (From Line 15d Above).	
18d. Remaining Deficit is for Exhibit KKI Line F.	\$ -

CERTIFICATE - GOVERNING BOARD

STATE OF OKLAHOMA, COUNTY OF CADDO, ss:

We, the undersigned duly elected, qualified Governing Officers of Binger, Oklahoma, do hereby certify that at a meeting of the 68 O. S. 1991 Sec. 3002, the foregoing statement was prepared and is a true and correct condition of the Financial Affairs of said City/Town as reflected by the record of the City/Town Clerk and Treasurer. We further certify that the forgoing estimate for current expenses for the fiscal year beginning July 1, 2018, and ending June 30, 2019, as shown are reasonably necessary for the proper conduct of the affairs of the said City/Town, that the Estimated Income to be derived from sources other than ad valorem taxation does not exceed the lawfully authorized ration of the revenue derived from the same sources during the preceding fiscal year.

✓ [Signature] Chairman of Board ✓ [Signature] Member ✓ [Signature] Member

✓ [Signature] Member ✓ [Signature] Member ✓ _____ Member

Attest Paula James
Town/City Clerk

Subscribed and sworn to before me this 11th day of October, 2018.

✓ [Signature] Notary Public

Required to be published in a legally-qualified newspaper printed in the County, or one issue published in a legally-qualified newspaper of general circulation in the County.

