

FILED
OCT 05 2016
State Auditor & Inspector

School District
2016-2017 Estimate of Needs
and
Financial Statement of the Fiscal Year 2015-2016

Board of Education of Carnegie Public Schools
District No. I-033
County of Caddo
State of Oklahoma

Two copies of this Financial Statement and Estimate of Needs should be filed with the County Clerk not later than October 1 for all School Districts. After approval by the Excise Board and the levies are made, both statements should be signed by the Board Members. One complete signed copy must be sent to the State Auditor and Inspector, 2300 N. Lincoln Blvd Room 100, Oklahoma City, OK 73105-4801. If publication may not be had by date required for filing, affidavit and proof of publication are required to be attached within five days after date of filing.

The 2016-2017 Estimate of Needs
and
Financial Statement of the Fiscal Year 2015-2016

Prepared by: Angel, Johnston & Blasingame, P.C.



Submitted to the Caddo County Excise Board
This ^{5th} ~~18th~~ Day of ~~August~~ ^{October}, 2016

School Board Members

Chairman	<input checked="" type="checkbox"/>	<u>[Signature]</u>	Clerk	<input checked="" type="checkbox"/>	<u>Christi Harrison</u>
Treasurer	<input checked="" type="checkbox"/>	<u>Danely Johnston</u>	Member	<input checked="" type="checkbox"/>	<u>Mark Tyle</u>
Member	<input checked="" type="checkbox"/>	<u>Travis [Signature]</u>	Member	<input checked="" type="checkbox"/>	<u>Ed [Signature]</u>
Member		_____	Member		_____

© Angel, Johnston & Blasingame, P.C. 6/30/11

State of Oklahoma, County of Caddo

To the Excise Board of said County and State, Greetings:

Pursuant to the requirements of 68 O. S. 2001 Section 3002, we submit herewith, for your consideration the within statement of statement of the financial condition of the Board of Education of Carnegie Public Schools, District No. I-033, County of Caddo, State of Oklahoma for the fiscal year beginning July 1, 2016, and ending June 30, 2017, together with an itemized statement of the estimated Income and Probable Needs of said School District for the ensuing fiscal year. We have separately prepared, executed and submit Financial Statements for the Fiscal Year so terminated, and Estimate of Requirements for the ensuing Fiscal Year, for such Sinking Fund, if any, as pertains to this District for the Bond, Coupon, and Judgment indebtedness, if any, outstanding and unpaid as of June 30, 2017 and also for the Sinking Fund of any disorganized District whose area or the major portion thereof is now embraced within the boundaries of this District; and this Certificate is as applicable thereto as if fully embodied therein. The same have been prepared in conformity with Statute, in relation to which be it further noted that:

1. We, the undersigned, duly elected, qualified and acting officers of the Board of Education of the aforesaid School District located wholly or in major area in the County and State aforesaid, do hereby certify that, at regular session begun at the time provided by law, we carefully considered the reports submitted by the several officers and employees as required by 68 O.S. 2001 Section 3004, carefully considered the statements and estimate of needs heretofore prepared for the purpose of ascertaining any additional or emergency levy necessary for the ensuing fiscal year and revised, corrected or amended the same to disclose the true fiscal condition as of June 30, 2016, and to provide for the needs of the District for the ensuing fiscal year as now ascertained; and we do hereby certify that the within statement of the financial condition is true and correct, and that the within estimates for all purposes for the ensuing fiscal year are reasonably necessary for the proper conduct of the affairs of said School District, and that the statements of Estimated Income from sources other than ad valorem taxes is not in excess of the lawfully authorized ratio of the actual collections from such sources during the previous fiscal year.

2. We further certify that any cash fund balance reported in our Building Fund is required for immediate or cumulative program of construction unless there be attached within a verified copy of a resolution signed by a majority of the members of this Board to the effect the program of building has been completed or abandoned. If attached, then the Excise Board is directed to apply said Balance to reduce Levies in accordance with 62 O.S. 2001, Section 333.

3. We also certify that a levy of 15.000 Mills over and above the number of mills allocated by the County Excise Board will be reasonably necessary for the proper conduct of the affairs of said school district during the fiscal year 2016-2017.

4. We also certify that, after due and legal notice of an election thereon, an emergency levy of 5.000 Mills, over and above the number of mills provided by Law and allocated by the County Excise Board in addition thereto for school purposes, was authorized at an election held for that purpose on N/A Permanent Levy by a majority of those voting at said election: the result of said election was:

For the Levy _____ ; Against the Levy _____ ; Majority _____.

5. We also certify that after due and legal notice of an election thereon, a local support levy of 10.000 Mills, in addition to the levies hereinbefore provided, was authorized at an election held for that purpose on N/A Permanent Levy by a majority vote of the electors who had paid ad valorem tax of the immediately preceding year; the result of said election was:

preceding year; the result of said election was:
For the Levy _____ ; Against the Levy _____ ; Majority _____.

6. We certify that, after due and legal notice of an election thereon, pursuant to Article 10, Section 10, of the Constitution of Oklahoma, an additional levy of 5.000 Mills, was authorized by a majority of the qualified voters of said School District, for the purpose of erecting, remodeling or repairing school buildings, and for purchasing furniture at an election held for that purpose on N/A Permanent Levy, the result whereof was:

For the Levy _____ ; Against the Levy _____ ; Majority _____

Christi Harrison

Clerk of Board of Education

[Signature]

President of Board of Education

Daniel Johnston

Treasurer of Board of Education

Subscribed and sworn to before me this 18th day of August, 2016.

Keri Mabry


Notary Public

11-07-2018

My Commission Expires

PERMANENT MILLAGE

Note: A vote was not required. The district's patrons approved a permanent millage.



Affadavit of Publication

State of Oklahoma, County of Caddo

I, Christi Harrison, the undersigned duly qualified and acting Clerk of the Board of Education of Carnegie Public Schools, School District No. I-033, County and State aforesaid, being first duly sworn according to law, hereby depose and say:

1. That I complied with 68 O.S. 2001 Section 3002, (both independent and dependent) by having the within Financial Statement and Estimate of Needs which was prepared at the time and in the manner provided by law, published as required by law, in a legally-qualified newspaper of general circulation in the district, there being no legally-qualified newspaper published in the school district, as evidenced by a copy of such published statement and estimate together with proof of publication thereof attached hereto marked Exhibit No. 1 and made a part hereof (strike inapplicable phrases).

2. That I complied with currently effective statutes, by having the Notice of Emergency Levy Election and the call for such Election on the date hereinbefore certified by the Governing Board, the Itemized Statements and the Itemized Estimate of the amount necessary for the ensuing fiscal year requiring such emergency levy for the current expense purposes as prepared by the Board of Education duly published or posted, as the case may be, in full compliance with law for this class of school district, and as provided by law duly made public in the manner and at the time provided by law, for this class of district and in all respects according to law, in relation to said election on such emergency levy as hereinbefore certified by said Governing Board.

3. That I complied with the statute by having published or posted (if required for this class of district) the notice of local support levy election, and the call for such election on the date hereinbefore certified by the Board of Education. That the Estimate of Needs as prepared by the Board of Education required such local support levy in addition to other tax levies, to fully meet the current expense purposes of the school district for the ensuing year.

4. That in conformity to resolution by said Board of Education, I caused Notice of Building Fund Levy Election under the provisions of Article 10, Section 10, Oklahoma Constitution, and the Call of such Election on the date hereinbefore certified by the Governing Board, together with Itemized Statements and an Estimate of the amount necessary for the ensuing fiscal year requiring such levy for the purpose of erecting, remodeling or repairing school buildings, and for purchasing school furniture, in said District, published or posted to contain such Notice and Call, fixing the number of voting places and particularly describing each and every such place or places, and fixing the day on which such election should be had after the expiration of such notice, duly published or posted as is required by law for this class of district.

Christi Harrison
Clerk, Board of Education


Subscribed and sworn to before me this 18th day of August 2016.

Keri Mabry
Notary Public

11-07-2018
My Commission Expires



Patrice Dolch
Secretary and Clerk of Excise Board



Caddo County, Oklahoma

STATE OF OKLAHOMA,
COUNTY OF CADDO, ss.

John Cooper
being first duly sworn, says that he is the editor, publisher, manager of THE CARNEGIE HERALD, a legal weekly newspaper, as defined by H.B. 327, an Act amending Sec. 54, COS 1931, as amended by Art. 1, Ch. 1, SL 1935, published at Carnegie, Caddo County, Oklahoma, and having a general paid circulation in said county; that said newspaper has been admitted to the United States mails as second class mail matter and has been continuously and uninterruptedly published for one hundred and four (104) weeks prior to the first issue containing the attached notice by publication; that said newspaper is printed, published and delivered to the mails in the county where said publication notice is made and required, and that it complies with all other requirements of the Oklahoma Statutes for legal publications; that the said publication notice, a true and correct copy of which is hereto attached, appeared in the regular edition of said newspaper for

one consecutive

weeks, the first publication being in the issue

of Aug. 24, 2016

and the last and final publication being in the

issue of _____, 20____


John Cooper

Subscribed and sworn to before me this 24

day of August, 2016

Donald Cooper

Notary Public.



Publication Sheet - Board of Education
Financial Statement of the Various Funds for the Fiscal Year Ending June 30, 2016, And
Estimate of Needs for Fiscal Year Ending June 30, 2017, of Carnegie Public Schools
School District No. 1-033, Caddo County, Oklahoma

Page 1

OF FINANCIAL CONDITION OF JUNE 30, 2016	GENERAL FUND DETAIL	BUILDING FUND DETAIL	CO-OP FUND DETAIL	NUTRITION FUND DETAIL
June 30, 2016	\$1,026,555.91	\$190,027.98	\$0.00	\$77,301.45
nts	0.00	0.00	0.00	0.00
TAL ASSETS	\$1,026,555.91	\$190,027.98	\$0.00	\$77,301.45
AND RESERVES:				
standing	88,481.44	1,590.02	0.00	5,584.04
terest on Warrants	0.00	0.00	0.00	0.00
Schedule 8	0.00	0.00	0.00	0.00
TAL LIABILITIES AND RESERVES	\$88,481.44	\$1,590.02	\$0.00	\$5,584.04
SH FUND BALANCE (Deficit) JUNE 30, 2016	\$938,074.47	\$188,437.96	\$0.00	\$71,717.41

ESTIMATED NEEDS FOR FISCAL YEAR ENDING JUNE 30, 2017

GENERAL FUND	SINKING FUND BALANCE SHEET
199	1. Cash Balance on Hand June 30, 2016
l. on Warrants & Revaluation	2. Legal Investments Properly Maturing
red	3. Judgments Paid To Recover By Tax Levy
	4. Total Liquid Assets
lence	Deduct Matured Indebtedness:
ellaneous Revenue	5. a. Past-Due Coupons
tions	6. b. Interest Accrued Thereon
se from Ad Valorem Tax	7. c. Past-Due Bonds
MISCELLANEOUS REVENUE:	8. d. Interest Thereon after Last Coupon
ources of Revenue	9. e. Fiscal Agency Commissions on Above
Mill Ad Valorem Tax	10. f. Judgements and Int. Levied for Unpaid
Apportionment (Mortgage Tax)	11. Total Items a. Through f.
f Property Fund Distribution	12. Balance of Assets Subject to Accrual
mediate Sources of Revenue	Deduct Accrual Reserve If Assets Sufficient:
duction Tax	13. g. Earned Unmatured Interest
ehicle Collections	14. h. Accrual on Final Coupons
etric Cooperative Tax	15. i. Accrued on Unmatured Bonds
ool Land Earnings	16. Total Items g Through i
Tax Stamps	17. Excess of Assets Over Accrual Reserves (Page 2)
plement Tax Stamps	SINKING FUND REQUIREMENTS FOR 2016-2017
nd Mobile Homes	1. Interest Earnings on Bonds
icated Revenue	2. Accrual on Unmatured Bonds
l - General Operations	3. Annual Accrual on "Prepaid" Judgements
l - Competitive Grants	4. Annual Accrual on Unpaid Judgments
ategorical	5. Interest on Unpaid Judgements
ograms	6. Credit to Sch. Dist. No. & No.
ite Sources of Revenue	7. Credit to Sch. Dist. No. & No.
trition Program	8. Annual Accrual from Exhibit KK
ational Programs	
utlay	
tage Students	
ls With Disabilities	
ns	
deral Sources of Revenue	Total Sinking Fund Requirements
trition Programs	Deduct:
/ocational Education	1. Excess of Assets over Liabilities
enue Receipts	2. Surplus Building Fund Cash
imated Revenue	3. Contributions From Other Districts
	Balance To Raise

661R06 Entity: Carnegie 1-033, Caddo County

04-Aug-16

Publication Sheet - Board of Education
Financial Statement of the Various Funds for the Fiscal Year Ending June 30, 2016, And
Estimate of Needs for Fiscal Year Ending June 30, 2017, of Carnegie Public Schools
School District No. 1-033, Caddo County, Oklahoma

Page 2

** If line 12 is less than line 16 after omitting "h" deduct the following each in turn from line 4, "Total Liquid Assets".	SINKING FUND
13d. j. Unmatured Coupons Due Before 4-1-2017	0.00
14d. k. Unmatured Bonds So Due	0.00
15d. l. Whatever Remains is for Exhibit KK Line E.	0.00
16d. Deficit as Shown on Sinking Fund Balance Sheet.	0.00
17d. Less Cash Requirements for Current Fiscal Year in Excess of Cash on Hand (From Line 15d Above).	0.00
18d. Remaining Deficit is for Exhibit KK Line F.	0.00

BUILDING FUND	CO-OP FUND
Current Expense	Current Expense
Reserve for Int. on Warrants & Revaluation	Reserve for Int. on Warrants & Revaluation
Total Required	Total Required
FINANCED:	FINANCED:
Cash Fund Balance	Cash Fund Balance
Estimated Miscellaneous Revenue	Estimated Miscellaneous Revenue
Total Deductions	Total Deductions
Balance to Raise from Ad Valorem Tax	Balance

CHILD NUTRITION PROGRAMS FUND
Current Expense
Reserve for Int. on Warrants & Revaluation
Total Required
FINANCED:
Cash Fund Balance
Estimated Miscellaneous Revenue
Total Deductions
Balance

CERTIFICATE - GOVERNING BOARD

STATE OF OKLAHOMA, COUNTY OF CADDO,ss:

We, the undersigned duly elected, qualified and acting officers of the Board of Education of Carnegie Public Schools, School District No. 1-033, of Said County and State, do hereby certify that at a meeting of the Governing Body of the said District begun at the time provided by law for districts of this class and pursuant to the provisions of 68 O. S. 2001 Sec. 3003, the foregoing statement was prepared and is a true and correct condition of the Financial Affairs of said District as reflected by the records of the District Clerk and Treasurer. We further certify that the foregoing estimate for current expenses for the fiscal year beginning July 1, 2016, and ending June 30, 2017, as shown are reasonably necessary for the proper conduct of the affairs of the said Municipality, that the Estimated Income to be derived from sources other than ad valorem taxation does not exceed the lawfully authorized ratio of the revenue derived from the same sources during the preceding year.

Subscribed and sworn to before me this 18th day of August, 2016

Notary Public

Required to be Published if a legally-qualified newspaper is printed in the district. If no legally-qualified newspaper is published in the district, then publish in a legally-qualified newspaper of general circulation in the district.
S.A.&I. Form 2661R06 Entity: Carnegie 1-033, Caddo County

04-Aug-16

Angel, Johnston & Blasingame, P.C.
P.O. Box 706
Chickasha, OK 73023

INDEPENDENT ACCOUNTANT'S COMPILATION REPORT

Honorable Board of Education
Carnegie Public Schools
District No. I-033, Caddo County

Management is responsible for the accompanying financial statements of Carnegie Public Schools (a public school district), which comprise the 2015-2016 financial statements as of and for the fiscal year ended June 30, 2016, 2016-2017 Estimate of Needs (S.A. & I. Form 2661R06) and Publication Sheet (S.A. & I. Form 2662R06) for District No. I-033, Caddo County, included in the accompanying prescribed form. We have performed a compilation engagement in accordance with Statements on Standards for Accounting and Review Services promulgated by the Accounting and Review Services Committee of the AICPA. We did not audit or review the financial statements, Estimate of Needs and Publication Sheet included in the prescribed form, nor were we required to perform any procedures to verify the accuracy or completeness of the information provided by management. Accordingly, we do not express an opinion, a conclusion, nor provide any assurance on the financial statements, Estimate of Needs and Publication Sheet included in the accompanying prescribed form.

These financial statements and information included in the accompanying prescribed form are presented in accordance with the requirements prescribed by the Office of the Oklahoma State Auditor and Inspector per 68 OS§ 3003.B. as defined by rules promulgated by the Oklahoma State Department of Education per 70 OS § 5-134.I.D., and are not intended to be a complete presentation of Carnegie Public School's assets and liabilities.

This report is intended solely for the information and use of the Oklahoma Department of Education, the School District, the Caddo County Excise Board and for filing with the State Auditor and Inspector of Oklahoma and is not intended to be and should not be used by anyone other than its specified parties.

Angel, Johnston & Blasingame, P.C.

Chickasha, OK
August 4, 2016

GENERAL FUND ACCOUNTS COVERING THE PERIOD JULY 1, 2015 TO JUNE 30, 2016
ESTIMATE OF NEEDS FOR 2016-2017

EXHIBIT "A"

Page 6

Schedule 1, Current Balance Sheet - June 30, 2016	
	Amount
ASSETS:	
Cash Balance June 30, 2016	\$1,026,555.91
Investments	0.00
TOTAL ASSETS	\$1,026,555.91
LIABILITIES AND RESERVES:	
Warrants Outstanding	88,481.44
Reserve for Interest on Warrants	0.00
Reserves From Schedule 8	0.00
TOTAL LIABILITIES AND RESERVES	\$88,481.44
CASH FUND BALANCE JUNE 30, 2016	\$938,074.47
TOTAL LIABILITIES, RESERVES AND CASH FUND BALANCE	\$1,026,555.91

Schedule 2, Revenue and Requirements - 2015-2016		
	Detail	Total
REVENUE:		
Cash Balance June 30, 2015	\$845,888.75	
Cash Fund Balance Transferred From Prior Years	20,625.56	
Current Ad Valorem Tax Apportioned	596,743.41	
Miscellaneous Revenue Apportioned	3,525,540.80	
TOTAL REVENUE		\$4,988,798.52
REQUIREMENTS:		
Claims Paid by Warrants Issued & Transfer Fees Apportioned	\$4,050,724.05	
Reserves From Schedule 8	0.00	
Bank Fees and Cash Charges	0.00	
Interest Paid on Warrants	0.00	
Reserve for Interest on Warrants	0.00	
TOTAL REQUIREMENTS		\$4,050,724.05
ADD: Cash Fund Balance as Per Balance Sheet 6-30-2016		938,074.47
TOTAL REQUIREMENTS AND CASH FUND BALANCE		\$4,988,798.52

Schedule 3, Cash Fund Balance Analysis - June 30, 2016		Amount
ADDITIONS:		
Miscellaneous Revenue Collected in Excess of Estimates-Net		\$594,582.98
Warrants Estopped, Cancelled or Converted		1,801.78
Fiscal Year 2015-16 Lapsed Appropriations		323,847.30
Fiscal Year 2014-15 Lapsed Appropriations		0.00
Ad Valorem Tax Collections in Excess of Estimates		0.00
Prior Year Ad Valorem Tax		18,823.78
TOTAL ADDITIONS		\$939,055.84
DEDUCTIONS:		
Supplemental Appropriations		\$0.00
Current Tax in Process of Collection		981.37
TOTAL DEDUCTIONS		981.37
Cash Fund Balance as per Balance Sheet 6-30-2016		\$938,074.47
Composition of Cash Fund Balance		
Cash		938,074.47
Cash Fund Balance as per Balance Sheet 6-30-2016		\$938,074.47

S.A.&I. Form 2661R06 Entity: Carnegie I-033 , Caddo County

04-Aug-16

GENERAL FUND ACCOUNTS COVERING THE PERIOD JULY 1, 2015 TO JUNE 30, 2016
ESTIMATE OF NEEDS FOR 2016-2017

EXHIBIT "A"

Page 7

Schedule 4, Miscellaneous Revenue		
SOURCE	2015-16 ACCOUNT	
	AMOUNT ESTIMATED	ACTUALLY COLLECTED
1000 DISTRICT SOURCES OF REVENUE:		
1200 Tuition & Fees	\$0.00	\$0.00
1300 Earnings on Investments and Bond Sales	0.00	1,154.85
1400 Rental, Disposals and Commissions	0.00	1,325.00
1500 Reimbursements	0.00	1,028.32
1600 Other Local Sources of Revenue	0.00	79,605.57
1700 Child Nutrition Programs	0.00	0.00
1800 Athletics	0.00	0.00
TOTAL	\$0.00	\$83,113.74
2000 INTERMEDIATE SOURCES OF REVENUE:		
2100 County 4 Mill Ad Valorem Tax	\$70,000.00	\$94,718.73
2200 County Apportionment (Mortgage Tax)	6,500.00	5,851.07
2300 Resale of Property Fund Distribution	0.00	0.00
2910 Other Intermediate Sources of Revenue	0.00	29.19
TOTAL	\$76,500.00	\$100,598.99
3000 STATE SOURCES OF REVENUE:		
3110 Gross Production Tax	\$100,000.00	\$87,552.49
3120 Motor Vehicle Collections	275,000.00	240,884.92
3130 Rural Electric Cooperative Tax	115,000.00	106,677.08
3140 State School Land Earnings	73,000.00	86,865.89
3150 Vehicle Tax Stamps	0.00	183.31
3160 Farm Implement Tax Stamps	0.00	0.00
3170 Trailers and Mobile Homes	0.00	0.00
3190 Other Dedicated Revenue	0.00	0.00
3100 Total Dedicated Revenue	\$563,000.00	\$522,163.69
3210 Foundation and Salary Incentive Aid	1,554,629.00	1,639,428.00
3220 Mid-Term Adjustment For Attendance	0.00	0.00
3230 Teacher Consultant Stipend	0.00	0.00
3240	0.00	0.00
3250 Flexible Benefit Allowance	366,643.80	390,438.82
3200 Total State Aid - General Operations - Non-Categorical	\$1,921,272.80	\$2,029,866.82
3300 State Aid - Competitive Grants - Categorical	0.00	19,402.25
3400 State - Categorical	31,030.00	32,478.85
3500 Special Programs	0.00	0.00
3600 Other State Sources of Revenue	0.00	10,394.37
3700 Child Nutrition Program	0.00	0.00
3800 State Vocational Programs - Multi-Source	31,750.00	30,530.00
TOTAL	\$2,547,052.80	\$2,644,835.98
4000 FEDERAL SOURCES OF REVENUE:		
4100 Grants-In-Aid Direct From The Federal Government	\$0.00	\$220,395.56
4200 Disadvantage Students	217,405.02	248,011.45
4300 Individuals With Disabilities	90,000.00	117,071.91
4400 No Child Left Behind	0.00	0.00
4500 Grants-In-Aid Passed Through Other State/Intermediate Sources	0.00	25,571.00
4600 Other Federal Sources Passed Through State Dept Of Education	0.00	0.00
4700 Child Nutrition Programs	0.00	0.00
4800 Federal Vocational Education	0.00	0.00
TOTAL	\$307,405.02	\$611,049.92
5000 NON-REVENUE RECEIPTS:		
5100 Return of Assets	\$0.00	\$85,942.17
GRAND TOTAL	\$2,930,957.82	\$3,525,540.80

GENERAL FUND ACCOUNTS COVERING THE PERIOD JULY 1, 2015 TO JUNE 30, 2016
ESTIMATE OF NEEDS FOR 2016-2017

EXHIBIT "A"

Page 8

2015-16 ACCOUNT OVER (UNDER)	BASIS AND LIMIT OF ENSUING ESTIMATE	2016-17 ACCOUNT		
		CHARGEABLE INCOME	ESTIMATED BY GOVERNING BOARD	APPROVED BY EXCISE BOARD
\$0.00	0.00%	\$0.00	\$0.00	\$0.00
1,154.85	0.00%	0.00	0.00	0.00
1,325.00	0.00%	0.00	0.00	0.00
1,028.32	0.00%	0.00	0.00	0.00
79,605.57	0.00%	0.00	0.00	0.00
0.00	0.00%	0.00	0.00	0.00
0.00	0.00%	0.00	0.00	0.00
\$83,113.74		\$0.00	\$0.00	\$0.00
\$24,718.73	89.74%	\$0.00	\$85,000.00	\$85,000.00
(648.93)	90.58%	0.00	5,300.00	5,300.00
0.00	0.00%	0.00	0.00	0.00
29.19	0.00%	0.00	0.00	0.00
\$24,098.99		\$0.00	\$90,300.00	\$90,300.00
(\$12,447.51)	90.23%	\$0.00	\$79,000.00	\$79,000.00
(34,115.08)	99.63%	0.00	240,000.00	240,000.00
(8,322.92)	89.99%	0.00	96,000.00	96,000.00
13,865.89	89.79%	0.00	78,000.00	78,000.00
183.31	0.00%	0.00	0.00	0.00
0.00	0.00%	0.00	0.00	0.00
0.00	0.00%	0.00	0.00	0.00
0.00	0.00%	0.00	0.00	0.00
(\$40,836.31)		\$0.00	\$493,000.00	\$493,000.00
84,799.00	108.04%	0.00	1,771,193.00	1,771,193.00
0.00	0.00%	0.00	0.00	0.00
0.00	0.00%	0.00	0.00	0.00
0.00	0.00%	0.00	0.00	0.00
23,795.02	101.54%	0.00	396,454.32	396,454.32
\$108,594.02		\$0.00	\$2,167,647.32	\$2,167,647.32
19,402.25	0.00%	0.00	0.00	0.00
1,448.85	0.00%	0.00	0.00	0.00
0.00	0.00%	0.00	0.00	0.00
10,394.37	0.00%	0.00	0.00	0.00
0.00	0.00%	0.00	0.00	0.00
(1,220.00)	97.33%	0.00	29,716.00	29,716.00
\$97,783.18		\$0.00	\$2,690,363.32	\$2,690,363.32
\$220,395.56	0.00%	\$0.00	\$0.00	\$0.00
30,606.43	90.30%	0.00	223,964.17	223,964.17
27,071.91	76.88%	0.00	90,000.00	90,000.00
0.00	0.00%	0.00	0.00	0.00
25,571.00	0.00%	0.00	0.00	0.00
0.00	0.00%	0.00	0.00	0.00
0.00	0.00%	0.00	0.00	0.00
0.00	0.00%	0.00	0.00	0.00
\$303,644.90		\$0.00	\$313,964.17	\$313,964.17
85,942.17	0.00%	\$0.00	\$0.00	\$0.00
\$594,582.98		\$0.00	\$3,094,627.49	\$3,094,627.49

GENERAL FUND ACCOUNTS COVERING THE PERIOD JULY 1, 2015 TO JUNE 30, 2016
ESTIMATE OF NEEDS FOR 2016-2017

EXHIBIT "A"

Page 9

Schedule 5, Expenditures General Fund Cash Accounts of Current and all Prior Years	
CURRENT AND ALL PRIOR YEARS	2015-16
Cash Balance Reported to Excise Board 6-30-2015	\$0.00
Cash Fund Balance Transferred Out	
Cash Fund Balance Transferred In	845,888.75
Adjusted Cash Balance	\$845,888.75
Ad Valorem Tax Apportioned To Year In Caption	596,743.41
Miscellaneous Revenue (Schedule 4)	3,525,540.80
Cash Fund Balance Forward From Preceding Year	20,625.56
Prior Expenditures Recovered	
TOTAL RECEIPTS	\$4,142,909.77
TOTAL RECEIPTS AND BALANCE	\$4,988,798.52
Warrants Paid of Year in Caption	3,962,657.81
Interest Paid Thereon	0.00
Bank Fees and Cash Charges	0.00
TOTAL DISBURSEMENTS	\$3,962,657.81
CASH BALANCE JUNE 30, 2016	\$1,026,140.71
Reserve for Warrants Outstanding	88,066.24
Reserve for Interest on Warrants	0.00
Reserves From Schedule 8	0.00
TOTAL LIABILITIES AND RESERVE	\$88,066.24
DEFICIT: (Red Figure)	\$0.00
CASH FUND BALANCE FORWARD TO SUCCEEDING YEAR	\$938,074.47

Schedule 6, General Fund Warrant Account of Current and All Prior Years	
CURRENT AND ALL PRIOR YEARS	2015-16
Warrants Outstanding 6-30 of Year in Caption	
Warrants Registered During Year	4,050,724.05
TOTAL	\$4,050,724.05
Warrants Paid During Year	3,962,657.81
Warrants Converted to Bonds or Judgments	
Warrants Cancelled	
Warrants estopped by Statute	
TOTAL WARRANTS RETIRED	\$3,962,657.81
BALANCE WARRANTS OUTSTANDING JUNE 30, 2016	\$88,066.24

Schedule 7, 2015 Ad Valorem Tax Account			
2015 Net Valuation Certified To County Excise Board	\$18,194,558.00	35.000 Mills	Amount
Total Proceeds of Levy as Certified			\$657,594.32
Additions:			
Deductions:			
Gross Balance Tax			\$657,594.32
Less Reserve for Delinquent Tax			59,869.54
Reserve for Protests Pending			0.00
Balance Available Tax			\$597,724.78
Deduct 2015 Tax Apportioned			596,743.41
Net Balance 2015 Tax in Process of Collection			\$981.37
Excess Collections			\$0.00

S.A.&I. Form 2661R06 Entity: Carnegie I-033 , Caddo County

04-Aug-16

See Attached Accountant's Compilation Report

Schedule 5, (Continued)						
2014-15	2013-14	2012-13	2011-12	2010-11	2009-10	TOTAL
\$1,071,717.33	\$1,625.24	\$0.00	\$0.00	\$0.00	\$0.00	\$1,073,342.57
845,888.75						845,888.75
						845,888.75
\$225,828.58	\$1,625.24	\$0.00	\$0.00	\$0.00	\$0.00	\$1,073,342.57
18,823.78						615,567.19
						3,525,540.80
1,625.24	0.00					22,250.80
						0.00
\$20,449.02	\$0.00	\$0.00	\$0.00	\$0.00	\$0.00	\$4,163,358.79
\$246,277.60	\$1,625.24	\$0.00	\$0.00	\$0.00	\$0.00	\$5,236,701.36
225,236.84	0.00	0.00	0.00	0.00	0.00	4,187,894.65
0.00	0.00	0.00	0.00	0.00	0.00	0.00
0.00	0.00	0.00	0.00	0.00	0.00	0.00
\$225,236.84	\$0.00	\$0.00	\$0.00	\$0.00	\$0.00	\$4,187,894.65
\$21,040.76	\$1,625.24	\$0.00	\$0.00	\$0.00	\$0.00	\$1,048,806.71
415.20	0.00	0.00	0.00	0.00	0.00	88,481.44
0.00	0.00	0.00	0.00	0.00	0.00	0.00
0.00	0.00	0.00	0.00	0.00	0.00	0.00
\$415.20	\$0.00	\$0.00	\$0.00	\$0.00	\$0.00	\$88,481.44
\$0.00	\$0.00	\$0.00	\$0.00	\$0.00	\$0.00	\$0.00
\$20,625.56	\$1,625.24	\$0.00	\$0.00	\$0.00	\$0.00	\$960,325.27

Schedule 6, (Continued)						
2014-15	2013-14	2012-13	2011-12	2010-11	2009-10	TOTAL
\$225,828.58	\$1,625.24	\$0.00	\$0.00	\$0.00	\$0.00	\$227,453.82
0.00						4,050,724.05
\$225,828.58	\$1,625.24	\$0.00	\$0.00	\$0.00	\$0.00	\$4,278,177.87
225,236.84	0.00					4,187,894.65
						0.00
176.54						176.54
0.00	1,625.24	0.00	0.00	0.00	0.00	1,625.24
\$225,413.38	\$1,625.24	\$0.00	\$0.00	\$0.00	\$0.00	\$4,189,696.43
\$415.20	\$0.00	\$0.00	\$0.00	\$0.00	\$0.00	\$88,481.44

Schedule 9, General Fund Investments						
INVESTED IN	Investments On Hand June 30, 2015	Since Purchased	Liquidations		Barred by Court Order	Investments On Hand June 30, 2016
			By Collection Of Cost	Amortized Premium		
Cert of Deposit	\$0.00	\$0.00	\$0.00	\$0.00	\$0.00	\$0.00
						0.00
						0.00
						0.00
						0.00
						0.00
						0.00
						0.00
						0.00
TOTAL INVEST	\$0.00	\$0.00	\$0.00	\$0.00	\$0.00	\$0.00

GENERAL FUND ACCOUNTS COVERING THE PERIOD JULY 1, 2015 TO JUNE 30, 2016
ESTIMATE OF NEEDS FOR 2016-2017

EXHIBIT "A"

Page 11

Schedule 8, Report of Prior Year Expenditures				
APPROPRIATED ACCOUNTS	FISCAL YEAR ENDING JUNE 30, 2015			APPROPRIATIONS ORIGINAL
	RESERVES 6-30-2015	WARRANTS SINCE ISSUED	BALANCE LAPSED APPROPR	
1000 INSTRUCTION	\$0.00	\$0.00	\$0.00	\$2,583,835.18
2000 SUPPORT SERVICES:				
2100 Support Services - Students	\$0.00	\$0.00	\$0.00	\$211,263.11
2200 Support Services - Instructional Staff	0.00	0.00	\$0.00	160,572.81
2300 Support Services - General Administration	0.00	0.00	\$0.00	199,794.88
2400 Support Services - School Administration	0.00	0.00	\$0.00	209,670.94
2500 Support Services - Business	0.00	0.00	\$0.00	165,956.57
2600 Operations And Maintenance of Plant Services	0.00	0.00	\$0.00	541,536.36
2700 Student Transportation Services	0.00	0.00	\$0.00	149,068.61
2800 Support Services - Central	0.00	0.00	\$0.00	0.00
2900 Other Support Services	0.00	0.00	\$0.00	0.00
TOTAL	\$0.00	\$0.00	\$0.00	\$1,637,863.28
3000 OPERATION OF NON-INSTRUCTION SERVICES:				
3100 Child Nutrition Programs Operations	\$0.00	\$0.00	\$0.00	\$151,512.18
3200 Other Enterprise Service Operations	0.00	0.00	\$0.00	0.00
3300 Community Services Operations	0.00	0.00	\$0.00	0.00
TOTAL	\$0.00	\$0.00	\$0.00	\$151,512.18
4000 FACILITIES ACQUISITION & CONSTRUCTION SERV:				
4100 Supv. of Facilities Acquisition and Construction	\$0.00	\$0.00	\$0.00	\$0.00
4200 Site Acquisition Services	0.00	0.00	\$0.00	0.00
4300 Site Improvement Services	0.00	0.00	\$0.00	0.00
4400 Architecture and Engineering Services	0.00	0.00	\$0.00	0.00
4500 Educational Specifications Development Services	0.00	0.00	\$0.00	0.00
4600 Building Acquisition and Construction Services	0.00	0.00	\$0.00	0.00
4700 Building Improvement Services	0.00	0.00	\$0.00	0.00
4900 Other Facilities Acquisition and Const. Services	0.00	0.00	\$0.00	0.00
TOTAL	\$0.00	\$0.00	\$0.00	\$0.00
5000 OTHER OUTLAYS:				
5100 Debt Service	\$0.00	\$0.00	\$0.00	\$0.00
5200 Reimbursement(Child Nutrition Fund)	0.00	0.00	\$0.00	673.06
5300 Clearing Account	0.00	0.00	\$0.00	0.00
5400 Indirect Cost Entitlement	0.00	0.00	\$0.00	0.00
5500 Private Nonprofit Schools	0.00	0.00	\$0.00	0.00
5600 Correcting Entry	0.00	0.00	\$0.00	687.65
TOTAL	\$0.00	\$0.00	\$0.00	\$1,360.71
7000 OTHER USES	\$0.00	\$0.00	\$0.00	\$0.00
8000 REPAYMENTS	\$0.00	\$0.00	\$0.00	\$0.00
TOTAL GENERAL FUND	\$0.00	\$0.00	\$0.00	\$4,374,571.35
Bank Fees and Cash Charges	\$0.00	\$0.00	\$0.00	\$0.00
Provision For Interest on Warrants	\$0.00	\$0.00	\$0.00	\$0.00
GRAND TOTAL	\$0.00	\$0.00	\$0.00	\$4,374,571.35

ESTIMATE OF NEEDS FOR THE FISCAL YEAR 2016-2017

PURPOSE:

Current Expense

Interest

Pro rata share of County Assessor's Budget as determined by County Excise Board

GRAND TOTAL - Home School

GENERAL FUND ACCOUNTS COVERING THE PERIOD JULY 1, 2015 TO JUNE 30, 2016
ESTIMATE OF NEEDS FOR 2016-2017

EXHIBIT "A"

Page 12

FISCAL YEAR ENDING JUNE 30, 2016						FISCAL YEAR 2015-2016
APPROPRIATIONS		NET AMOUNT	WARRANTS ISSUED	RESERVES	LAPSED BALANCE KNOWN TO BE UNENCUMBERED	EXPENDITURES FOR CURRENT EXPENSE PURPOSES
SUPPLEMENTAL ADJUSTMENTS						
ADDED	CANCELLED					
\$0.00	\$0.00	\$2,583,835.18	\$2,458,801.74	\$0.00	\$125,033.44	\$2,458,801.74
\$0.00	\$0.00	\$211,263.11	\$205,018.95	\$0.00	\$6,244.16	\$205,018.95
0.00	0.00	160,572.81	136,852.95	0.00	23,719.86	136,852.95
0.00	0.00	199,794.88	189,186.15	0.00	10,608.73	189,186.15
0.00	0.00	209,670.94	197,758.79	0.00	11,912.15	197,758.79
0.00	0.00	165,956.57	148,262.96	0.00	17,693.61	148,262.96
0.00	0.00	541,536.36	481,157.66	0.00	60,378.70	481,157.66
0.00	0.00	149,068.61	138,883.32	0.00	10,185.29	138,883.32
0.00	0.00	0.00	0.00	0.00	0.00	0.00
0.00	0.00	0.00	0.00	0.00	0.00	0.00
\$0.00	\$0.00	\$1,637,863.28	\$1,497,120.78	\$0.00	\$140,742.50	\$1,497,120.78
\$0.00	\$0.00	\$151,512.18	\$93,253.11	\$0.00	\$58,259.07	\$93,253.11
0.00	0.00	0.00	0.00	0.00	0.00	0.00
0.00	0.00	0.00	0.00	0.00	0.00	0.00
\$0.00	\$0.00	\$151,512.18	\$93,253.11	\$0.00	\$58,259.07	\$93,253.11
\$0.00	\$0.00	\$0.00	\$0.00	\$0.00	\$0.00	\$0.00
0.00	0.00	0.00	0.00	0.00	0.00	0.00
0.00	0.00	0.00	0.00	0.00	0.00	0.00
0.00	0.00	0.00	0.00	0.00	0.00	0.00
0.00	0.00	0.00	0.00	0.00	0.00	0.00
0.00	0.00	0.00	0.00	0.00	0.00	0.00
0.00	0.00	0.00	0.00	0.00	0.00	0.00
0.00	0.00	0.00	0.00	0.00	0.00	0.00
0.00	0.00	0.00	0.00	0.00	0.00	0.00
\$0.00	\$0.00	\$0.00	\$0.00	\$0.00	\$0.00	\$0.00
\$0.00	\$0.00	\$0.00	\$0.00	\$0.00	\$0.00	\$0.00
0.00	0.00	673.06	600.00	0.00	73.06	600.00
0.00	0.00	0.00	0.00	0.00	0.00	0.00
0.00	0.00	0.00	0.00	0.00	0.00	0.00
0.00	0.00	0.00	0.00	0.00	0.00	0.00
0.00	0.00	687.65	948.42	0.00	(260.77)	948.42
\$0.00	\$0.00	\$1,360.71	\$1,548.42	\$0.00	(\$187.71)	\$1,548.42
\$0.00	\$0.00	\$0.00	\$0.00	\$0.00	\$0.00	\$0.00
\$0.00	\$0.00	\$0.00	\$0.00	\$0.00	\$0.00	\$0.00
\$0.00	\$0.00	\$4,374,571.35	\$4,050,724.05	\$0.00	\$323,847.30	\$4,050,724.05
\$0.00	\$0.00	\$0.00	\$0.00	\$0.00	\$0.00	\$0.00
\$0.00	\$0.00	\$0.00	\$0.00	\$0.00	\$0.00	\$0.00
\$0.00	\$0.00	\$4,374,571.35	\$4,050,724.05	\$0.00	\$323,847.30	\$4,050,724.05

	Estimate of Needs by Governing Board	Approved by County Excise Board
	\$4,592,002.22	\$4,592,002.22
	0.00	0.00
	0.00	0.00
	4,592,002.22	4,592,002.22

BUILDING FUND ACCOUNTS COVERING THE PERIOD JULY 1, 2015 TO JUNE 30, 2016
ESTIMATE OF NEEDS FOR 2016-2017

EXHIBIT "B"

Page 13

Schedule 1, Current Balance Sheet - June 30, 2016	
	Amount
ASSETS:	
Cash Balance June 30, 2016	\$190,027.98
Investments	0.00
TOTAL ASSETS	\$190,027.98
LIABILITIES AND RESERVES:	
Warrants Outstanding	1,590.02
Reserve for Interest on Warrants	0.00
Reserves From Schedule 8	0.00
TOTAL LIABILITIES AND RESERVES	\$1,590.02
CASH FUND BALANCE JUNE 30, 2016	\$188,437.96
TOTAL LIABILITIES, RESERVES AND CASH FUND BALANCE	\$190,027.98

Schedule 2, Revenue and Requirements - 2015-2016		
	Detail	Total
REVENUE:		
Cash Balance June 30, 2015	\$197,489.06	
Cash Fund Balance Transferred From Prior Years	2,690.80	
Current Ad Valorem Tax Apportioned	85,297.72	
Miscellaneous Revenue Apportioned	188.65	
TOTAL REVENUE		\$285,666.23
REQUIREMENTS:		
Claims Paid by Warrants Issued & Transfer Fees Apportioned	\$97,228.27	
Reserves From Schedule 8	0.00	
Interest Paid on Warrants	0.00	
Reserve for Interest on Warrants	0.00	
TOTAL REQUIREMENTS		\$97,228.27
ADD: Cash Fund Balance as Per Balance Sheet 6-30-2016		188,437.96
TOTAL REQUIREMENTS AND CASH FUND BALANCE		\$285,666.23

Schedule 3, Cash Fund Balance Analysis - June 30, 2016		Amount
ADDITIONS:		
Miscellaneous Revenue Collected in Excess of Estimates-Net		\$188.65
Warrants Estopped, Cancelled or Converted		0.00
Fiscal Year 2015-16 Lapsed Appropriations		185,698.85
Fiscal Year 2014-15 Lapsed Appropriations		0.00
Ad Valorem Tax Collections in Excess of Estimates		0.00
Prior Year Ad Valorem Tax		2,690.80
TOTAL ADDITIONS		\$188,578.30
DEDUCTIONS:		
Supplemental Appropriations		\$0.00
Current Tax in Process of Collection		140.34
TOTAL DEDUCTIONS		140.34
Cash Fund Balance as per Balance Sheet 6-30-2016		\$188,437.96
Composition of Cash Fund Balance		
Cash		188,437.96
Cash Fund Balance as per Balance Sheet 6-30-2016		\$188,437.96

S.A.&I. Form 2661R06 Entity: Carnegie I-033 , Caddo County

04-Aug-16

See Attached Accountant's Compilation Report

BUILDING FUND ACCOUNTS COVERING THE PERIOD JULY 1, 2015 TO JUNE 30, 2016
ESTIMATE OF NEEDS FOR 2016-2017

Page 14

EXHIBIT "B"

Schedule 4, Miscellaneous Revenue		
SOURCE	2015-16 ACCOUNT	
	AMOUNT ESTIMATED	ACTUALLY COLLECTED
1000 DISTRICT SOURCES OF REVENUE:		
1200 Tuition & Fees	\$0.00	\$0.00
1300 Earnings on Investments and Bond Sales	0.00	185.42
1400 Rental, Disposals and Commissions	0.00	0.00
1500 Reimbursements	0.00	0.00
1600 Other Local Sources of Revenue	0.00	0.00
1700 Child Nutrition Programs	0.00	0.00
1800 Athletics	0.00	0.00
TOTAL	\$0.00	\$185.42
2000 INTERMEDIATE SOURCES OF REVENUE:		
2100 County 4 Mill Ad Valorem Tax	\$0.00	\$0.00
2200 County Apportionment (Mortgage Tax)	0.00	0.00
2300 Resale of Property Fund Distribution	0.00	0.00
2900 Other Intermediate Sources of Revenue	0.00	0.00
TOTAL	\$0.00	\$0.00
3000 STATE SOURCES OF REVENUE:		
3110 Gross Production Tax	\$0.00	\$0.00
3120 Motor Vehicle Collections	0.00	0.00
3130 Rural Electric Cooperative Tax	0.00	0.00
3140 State School Land Earnings	0.00	0.00
3150 Vehicle Tax Stamps	0.00	0.00
3160 Farm Implement Tax Stamps	0.00	0.00
3170 Trailers and Mobile Homes	0.00	0.00
3190 Other Dedicated Revenue	0.00	0.00
3100 Total Dedicated Revenue	\$0.00	\$0.00
3210 Foundation and Salary Incentive Aid	0.00	0.00
3220 Mid-Term Adjustment For Attendance	0.00	0.00
3230 Teacher Consultant Stipend	0.00	0.00
3240 Disaster Assistance	0.00	0.00
3250 Flexible Benefit Allowance	0.00	0.00
3200 Total State Aid - General Operations - Non-Categorical	\$0.00	\$0.00
3300 State Aid - Competitive Grants - Categorical	0.00	0.00
3400 State - Categorical	0.00	0.00
3500 Special Programs	0.00	0.00
3600 Other State Sources of Revenue	0.00	3.23
3700 Child Nutrition Program	0.00	0.00
3800 State Vocational Programs - Multi-Source	0.00	0.00
TOTAL	\$0.00	\$3.23
4000 FEDERAL SOURCES OF REVENUE:		
4100 Grants-In-Aid Direct From The Federal Government	\$0.00	\$0.00
4200 Disadvantage Students	0.00	0.00
4300 Individuals With Disabilities	0.00	0.00
4400 No Child Left Behind	0.00	0.00
4500 Grants-In-Aid Passed Through Other State/Intermediate Sources	0.00	0.00
4600 Other Federal Sources Passed Through State Dept Of Education	0.00	0.00
4700 Child Nutrition Programs	0.00	0.00
4800 Federal Vocational Education	0.00	0.00
TOTAL	\$0.00	\$0.00
5000 NON-REVENUE RECEIPTS:		
5100 Return of Assets	\$0.00	\$0.00
GRAND TOTAL	\$0.00	\$188.65

S.A.&I. Form 2661R06 Entity: Carnegie I-033 , Caddo County

See Attached Accountant's Compilation Report

04-Aug-16

**BUILDING FUND ACCOUNTS COVERING THE PERIOD JULY 1, 2015 TO JUNE 30, 2016
ESTIMATE OF NEEDS FOR 2016-2017**

EXHIBIT "B"

Page 15

2015-16 ACCOUNT OVER (UNDER)	BASIS AND LIMIT OF ENSUING ESTIMATE	2016-17 ACCOUNT		
		CHARGEABLE INCOME	ESTIMATED BY GOVERNING BOARD	APPROVED BY EXCISE BOARD
\$0.00	0.00%	\$0.00	\$0.00	\$0.00
185.42	0.00%	0.00	0.00	0.00
0.00	0.00%	0.00	0.00	0.00
0.00	0.00%	0.00	0.00	0.00
0.00	0.00%	0.00	0.00	0.00
0.00	0.00%	0.00	0.00	0.00
0.00	0.00%	0.00	0.00	0.00
\$185.42		\$0.00	\$0.00	\$0.00
\$0.00	0.00%	\$0.00	\$0.00	\$0.00
0.00	0.00%	0.00	0.00	0.00
0.00	0.00%	0.00	0.00	0.00
0.00	0.00%	0.00	0.00	0.00
\$0.00		\$0.00	\$0.00	\$0.00
\$0.00	0.00%	\$0.00	\$0.00	\$0.00
0.00	0.00%	0.00	0.00	0.00
0.00	0.00%	0.00	0.00	0.00
0.00	0.00%	0.00	0.00	0.00
0.00	0.00%	0.00	0.00	0.00
0.00	0.00%	0.00	0.00	0.00
0.00	0.00%	0.00	0.00	0.00
0.00	0.00%	0.00	0.00	0.00
\$0.00		\$0.00	\$0.00	\$0.00
0.00	0.00%	0.00	0.00	0.00
0.00	0.00%	0.00	0.00	0.00
0.00	0.00%	0.00	0.00	0.00
0.00	0.00%	0.00	0.00	0.00
0.00	0.00%	0.00	0.00	0.00
\$0.00		\$0.00	\$0.00	\$0.00
0.00	0.00%	0.00	0.00	0.00
0.00	0.00%	0.00	0.00	0.00
0.00	0.00%	0.00	0.00	0.00
0.00	0.00%	0.00	0.00	0.00
3.23	0.00%	0.00	0.00	0.00
0.00	0.00%	0.00	0.00	0.00
0.00	0.00%	0.00	0.00	0.00
\$3.23		\$0.00	\$0.00	\$0.00
\$0.00	0.00%	\$0.00	\$0.00	\$0.00
0.00	0.00%	0.00	0.00	0.00
0.00	0.00%	0.00	0.00	0.00
0.00	0.00%	0.00	0.00	0.00
0.00	0.00%	0.00	0.00	0.00
0.00	0.00%	0.00	0.00	0.00
0.00	0.00%	0.00	0.00	0.00
0.00	0.00%	0.00	0.00	0.00
\$0.00		\$0.00	\$0.00	\$0.00
\$0.00	0.00%	\$0.00	\$0.00	\$0.00
\$188.65		\$0.00	\$0.00	\$0.00

**BUILDING FUND ACCOUNTS COVERING THE PERIOD JULY 1, 2015 TO JUNE 30, 2016
ESTIMATE OF NEEDS FOR 2016-2017**

EXHIBIT "B"

Page 16

Schedule 5, Expenditures Building Fund Cash Accounts of Current and all Prior Years	
CURRENT AND ALL PRIOR YEARS	2015-16
Cash Balance Reported to Excise Board 6-30-2015	\$0.00
Cash Fund Balance Transferred Out	
Cash Fund Balance Transferred In	197,489.06
Adjusted Cash Balance	\$197,489.06
Ad Valorem Tax Apportioned To Year In Caption	85,297.72
Miscellaneous Revenue (Schedule 4)	188.65
Cash Fund Balance Forward From Preceding Year	2,690.80
Prior Expenditures Recovered	
TOTAL RECEIPTS	\$88,177.17
TOTAL RECEIPTS AND BALANCE	\$285,666.23
Warrants Paid of Year in Caption	95,638.25
Interest Paid Thereon	0.00
Bank Fees and Cash Charges	0.00
TOTAL DISBURSEMENTS	\$95,638.25
CASH BALANCE JUNE 30, 2016	\$190,027.98
Reserve for Warrants Outstanding	1,590.02
Reserve for Interest on Warrants	0.00
Reserves From Schedule 8	0.00
TOTAL LIABILITIES AND RESERVE	\$1,590.02
DEFICIT: (Red Figure)	\$0.00
CASH FUND BALANCE FORWARD TO SUCCEEDING YEAR	\$188,437.96

Schedule 6, Building Fund Warrant Account of Current and All Prior Years	
CURRENT AND ALL PRIOR YEARS	2015-16
Warrants Outstanding 6-30 of Year in Caption	
Warrants Registered During Year	97,228.27
TOTAL	\$97,228.27
Warrants Paid During Year	95,638.25
Warrants Converted to Bonds or Judgments	
Warrants Cancelled	
Warrants estopped by Statute	
TOTAL WARRANTS RETIRED	\$95,638.25
BALANCE WARRANTS OUTSTANDING JUNE 30, 2016	\$1,590.02

Schedule 7, 2015 Ad Valorem Tax Account			
2015 Net Valuation Certified To County Excise Board	\$18,194,558.00	5.000 Mills	Amount
Total Proceeds of Levy as Certified			\$93,995.76
Additions:			
Deductions:			
Gross Balance Tax			\$93,995.76
Less Reserve for Delinquent Tax			8,557.70
Reserve for Protests Pending			0.00
Balance Available Tax			\$85,438.06
Deduct 2015 Tax Apportioned			85,297.72
Net Balance 2015 Tax in Process of Collection			\$140.34
Excess Collections			\$0.00

S.A.&I. Form 2661R06 Entity: Carnegie I-033 , Caddo County

04-Aug-16

See Attached Accountant's Compilation Report

2014-15	2013-14	2012-13	2011-12	2010-11	2009-10	TOTAL
\$197,489.06	\$0.00	\$0.00	\$0.00	\$0.00	\$0.00	\$197,489.06
197,489.06						197,489.06
						197,489.06
\$0.00	\$0.00	\$0.00	\$0.00	\$0.00	\$0.00	\$197,489.06
2,690.80						87,988.52
						188.65
0.00	0.00					2,690.80
						0.00
\$2,690.80	\$0.00	\$0.00	\$0.00	\$0.00	\$0.00	\$90,867.97
\$2,690.80	\$0.00	\$0.00	\$0.00	\$0.00	\$0.00	\$288,357.03
0.00	0.00	0.00	0.00	0.00	0.00	95,638.25
0.00	0.00	0.00	0.00	0.00	0.00	0.00
0.00	0.00	0.00	0.00	0.00	0.00	0.00
\$0.00	\$0.00	\$0.00	\$0.00	\$0.00	\$0.00	\$95,638.25
\$2,690.80	\$0.00	\$0.00	\$0.00	\$0.00	\$0.00	\$192,718.78
0.00	0.00	0.00	0.00	0.00	0.00	1,590.02
0.00	0.00	0.00	0.00	0.00	0.00	0.00
0.00	0.00	0.00	0.00	0.00	0.00	0.00
\$0.00	\$0.00	\$0.00	\$0.00	\$0.00	\$0.00	\$1,590.02
\$0.00	\$0.00	\$0.00	\$0.00	\$0.00	\$0.00	\$0.00
\$2,690.80	\$0.00	\$0.00	\$0.00	\$0.00	\$0.00	\$191,128.76

[illegible]

Schedule 9, Building Fund Investments						
INVESTED IN	Investments On Hand June 30, 2015	Since Purchased	Liquidations		Barred by Court Order	Investments On Hand June 30, 2016
			By Collection Of Cost	Amortized Premium		
Cert of Deposit	\$0.00	\$0.00	\$0.00	\$0.00	\$0.00	\$0.00
						0.00
						0.00
						0.00
						0.00
						0.00
						0.00
						0.00
						0.00
						0.00
						0.00
						0.00
TOTAL INVEST	\$0.00	\$0.00	\$0.00	\$0.00	\$0.00	\$0.00

**BUILDING FUND ACCOUNTS COVERING THE PERIOD JULY 1, 2015 TO JUNE 30, 2016
ESTIMATE OF NEEDS FOR 2016-2017**

EXHIBIT "B"

Page 18

Schedule 8, Report of Prior Year Expenditures				
APPROPRIATED ACCOUNTS	FISCAL YEAR ENDING JUNE 30, 2015			APPROPRIATIONS ORIGINAL
	RESERVES 6-30-2015	WARRANTS SINCE ISSUED	BALANCE LAPSED APPROPR	
1000 INSTRUCTION	\$0.00	\$0.00	\$0.00	\$0.00
2000 SUPPORT SERVICES:				
2100 Support Services - Students	\$0.00	\$0.00	\$0.00	\$0.00
2200 Support Services - Instructional Staff	0.00	0.00	0.00	0.00
2300 Support Services - General Administration	0.00	0.00	0.00	0.00
2400 Support Services - School Administration	0.00	0.00	0.00	0.00
2500 Support Services - Business	0.00	0.00	0.00	0.00
2600 Operations And Maintenance of Plant Services	0.00	0.00	0.00	282,927.12
2700 Student Transportation Services	0.00	0.00	0.00	0.00
2800 Support Services - Central	0.00	0.00	0.00	0.00
2900 Other Support Services	0.00	0.00	0.00	0.00
TOTAL	\$0.00	\$0.00	\$0.00	\$282,927.12
3000 OPERATION OF NON-INSTRUCTION SERVICES:				
3100 Child Nutrition Programs Operations	\$0.00	\$0.00	\$0.00	\$0.00
3200 Other Enterprise Service Operations	0.00	0.00	\$0.00	0.00
3300 Community Services Operations	0.00	0.00	\$0.00	0.00
TOTAL	\$0.00	\$0.00	\$0.00	\$0.00
4000 FACILITIES ACQUISITION & CONSTRUCTION SERVICES:				
4100 Supv. of Facilities Acquisition and Construction	\$0.00	\$0.00	\$0.00	\$0.00
4200 Site Acquisition Services	0.00	0.00	\$0.00	0.00
4300 Site Improvement Services	0.00	0.00	\$0.00	0.00
4400 Architecture and Engineering Services	0.00	0.00	\$0.00	0.00
4500 Educational Specifications Development Services	0.00	0.00	\$0.00	0.00
4600 Building Acquisition and Construction Services	0.00	0.00	\$0.00	0.00
4700 Building Improvement Services	0.00	0.00	\$0.00	0.00
4900 Other Facilities Acquisition and Const. Services	0.00	0.00	\$0.00	0.00
TOTAL	\$0.00	\$0.00	\$0.00	\$0.00
5000 OTHER OUTLAYS:				
5100 Debt Service	\$0.00	\$0.00	\$0.00	\$0.00
5200 Reimbursement(Child Nutrition Fund)	0.00	0.00	\$0.00	0.00
5300 Clearing Account	0.00	0.00	\$0.00	0.00
5400 Indirect Cost Entitlement	0.00	0.00	\$0.00	0.00
5500 Private Nonprofit Schools	0.00	0.00	\$0.00	0.00
5600 Correcting Entry	0.00	0.00	\$0.00	0.00
TOTAL	\$0.00	\$0.00	\$0.00	\$0.00
7000 OTHER USES	\$0.00	\$0.00	\$0.00	\$0.00
8000 REPAYMENTS	\$0.00	\$0.00	\$0.00	\$0.00
TOTAL BUILDING FUND	\$0.00	\$0.00	\$0.00	\$282,927.12
Bank Fees and Cash Charges	\$0.00	\$0.00	\$0.00	\$0.00
Provision For Interest on Warrants	\$0.00	\$0.00	\$0.00	\$0.00
GRAND TOTAL	\$0.00	\$0.00	\$0.00	\$282,927.12

ESTIMATE OF NEEDS FOR THE FISCAL YEAR 2016-2017
PURPOSE:
Current Expense
Interest
Pro rata share of County Assessor's Budget by County Excise Board
GRAND TOTAL - Home School

**BUILDING FUND ACCOUNTS COVERING THE PERIOD JULY 1, 2015 TO JUNE 30, 2016
ESTIMATE OF NEEDS FOR 2016-2017**

EXHIBIT "B"

Page 19

FISCAL YEAR ENDING JUNE 30, 2016						FISCAL YEAR 2015-2016 EXPENDITURES FOR CURRENT EXPENSE PURPOSES
APPROPRIATIONS		NET AMOUNT	WARRANTS ISSUED	RESERVES	LAPSED BALANCE KNOWN TO BE UNENCUMBERED	
SUPPLEMENTAL ADJUSTMENTS						
ADDED	CANCELLED					
\$0.00	\$0.00	\$0.00	\$0.00	\$0.00	\$0.00	\$0.00
\$0.00	\$0.00	\$0.00	\$0.00	\$0.00	\$0.00	\$0.00
0.00	0.00	0.00	0.00	0.00	0.00	0.00
0.00	0.00	0.00	0.00	0.00	0.00	0.00
0.00	0.00	0.00	0.00	0.00	0.00	0.00
0.00	0.00	0.00	0.00	0.00	0.00	0.00
0.00	0.00	282,927.12	97,228.27	0.00	185,698.85	97,228.27
0.00	0.00	0.00	0.00	0.00	0.00	0.00
0.00	0.00	0.00	0.00	0.00	0.00	0.00
0.00	0.00	0.00	0.00	0.00	0.00	0.00
\$0.00	\$0.00	\$282,927.12	\$97,228.27	\$0.00	\$185,698.85	\$97,228.27
\$0.00	\$0.00	\$0.00	\$0.00	\$0.00	\$0.00	\$0.00
0.00	0.00	0.00	0.00	0.00	0.00	0.00
0.00	0.00	0.00	0.00	0.00	0.00	0.00
\$0.00	\$0.00	\$0.00	\$0.00	\$0.00	\$0.00	\$0.00
\$0.00	\$0.00	\$0.00	\$0.00	\$0.00	\$0.00	\$0.00
0.00	0.00	0.00	0.00	0.00	0.00	0.00
0.00	0.00	0.00	0.00	0.00	0.00	0.00
0.00	0.00	0.00	0.00	0.00	0.00	0.00
0.00	0.00	0.00	0.00	0.00	0.00	0.00
0.00	0.00	0.00	0.00	0.00	0.00	0.00
0.00	0.00	0.00	0.00	0.00	0.00	0.00
0.00	0.00	0.00	0.00	0.00	0.00	0.00
\$0.00	\$0.00	\$0.00	\$0.00	\$0.00	\$0.00	\$0.00
\$0.00	\$0.00	\$0.00	\$0.00	\$0.00	\$0.00	\$0.00
0.00	0.00	0.00	0.00	0.00	0.00	0.00
0.00	0.00	0.00	0.00	0.00	0.00	0.00
0.00	0.00	0.00	0.00	0.00	0.00	0.00
0.00	0.00	0.00	0.00	0.00	0.00	0.00
0.00	0.00	0.00	0.00	0.00	0.00	0.00
\$0.00	\$0.00	\$0.00	\$0.00	\$0.00	\$0.00	\$0.00
\$0.00	\$0.00	\$0.00	\$0.00	\$0.00	\$0.00	\$0.00
\$0.00	\$0.00	\$0.00	\$0.00	\$0.00	\$0.00	\$0.00
\$0.00	\$0.00	\$282,927.12	\$97,228.27	\$0.00	\$185,698.85	\$97,228.27
\$0.00	\$0.00	\$0.00	\$0.00	\$0.00	\$0.00	\$0.00
\$0.00	\$0.00	\$0.00	\$0.00	\$0.00	\$0.00	\$0.00
\$0.00	\$0.00	\$282,927.12	\$97,228.27	\$0.00	\$185,698.85	\$97,228.27

	Estimate of Needs by Governing Board	Approved by County Excise Board
	\$268,383.81	\$268,383.81
	0.00	0.00
	0.00	0.00
	268,383.81	268,383.81

CO-OP FUND ACCOUNTS COVERING THE PERIOD JULY 1, 2015 TO JUNE 30, 2016
ESTIMATE OF NEEDS FOR 2016-2017

EXHIBIT "C"

Page 20

Schedule 1, Current Balance Sheet - June 30, 2016	
	Amount
ASSETS:	
Cash Balance June 30, 2016	\$0.00
Investments	0.00
TOTAL ASSETS	\$0.00
LIABILITIES AND RESERVES:	
Warrants Outstanding	0.00
Reserve for Interest on Warrants	0.00
Reserves From Schedule 8	0.00
TOTAL LIABILITIES AND RESERVES	\$0.00
CASH FUND BALANCE JUNE 30, 2016	\$0.00
TOTAL LIABILITIES, RESERVES AND CASH FUND BALANCE	\$0.00

Schedule 5, Expenditures Co-op Fund Cash Accounts of Current and all Prior Years	
CURRENT AND ALL PRIOR YEARS	2015-16
Cash Balance Reported to Excise Board 6-30-2015	\$0.00
Cash Fund Balance Transferred Out	
Cash Fund Balance Transferred In	0.00
Adjusted Cash Balance	\$0.00
Miscellaneous Revenue (Schedule 4)	0.00
Cash Fund Balance Forward From Preceding Year	0.00
Prior Expenditures Recovered	
TOTAL RECEIPTS	\$0.00
TOTAL RECEIPTS AND BALANCE	\$0.00
Warrants Paid of Year in Caption	0.00
Interest Paid Thereon	0.00
Bank Fees and Cash Charges	0.00
TOTAL DISBURSEMENTS	\$0.00
CASH BALANCE JUNE 30, 2016	\$0.00
Reserve for Warrants Outstanding	0.00
Reserve for Interest on Warrants	0.00
Reserves From Schedule 8	0.00
TOTAL LIABILITIES AND RESERVE	\$0.00
DEFICIT: (Red Figure)	\$0.00
CASH FUND BALANCE FORWARD TO SUCCEEDING YEAR	\$0.00

Schedule 6, Co-op Fund Warrant Account of Current and All Prior Years	
CURRENT AND ALL PRIOR YEARS	2015-16
Warrants Outstanding 6-30 of Year in Caption	
Warrants Registered During Year	0.00
TOTAL	\$0.00
Warrants Paid During Year	0.00
Warrants Converted to Bonds or Judgments	
Warrants Cancelled	
Warrants estopped by Statute	
TOTAL WARRANTS RETIRED	\$0.00
BALANCE WARRANTS OUTSTANDING JUNE 30, 2016	\$0.00

S.A.&I. Form 2661R06 Entity: Carnegie I-033 , Caddo County

04-Aug-16

See Attached Accountant's Compilation Report

CO-OP FUND ACCOUNTS COVERING THE PERIOD JULY 1, 2015 TO JUNE 30, 2016
ESTIMATE OF NEEDS FOR 2016-2017

Page 21

Schedule 2, Revenue and Requirements - 2015-2016		
	Detail	Total
REVENUE:		
Cash Balance June 30, 2015	\$0.00	
Cash Fund Balance Transferred From Prior Years	0.00	
Miscellaneous Revenue Apportioned	0.00	
TOTAL REVENUE		\$0.00
REQUIREMENTS:		
Claims Paid by Warrants Issued & Transfer Fees Apportioned	\$0.00	
Reserves From Schedule 8	0.00	
Interest Paid on Warrants	0.00	
Bank Fees and Cash Charges	0.00	
Reserve for Interest on Warrants	0.00	
TOTAL REQUIREMENTS		\$0.00
ADD: Cash Fund Balance as Per Balance Sheet 6-30-2016		0.00
TOTAL REQUIREMENTS AND CASH FUND BALANCE		\$0.00

Schedule 5, (Continued)						
2014-15	2013-14	2012-13	2011-12	2010-11	2009-10	TOTAL
\$0.00	\$0.00	\$0.00	\$0.00	\$0.00	\$0.00	\$0.00
0.00						0.00
						0.00
\$0.00	\$0.00	\$0.00	\$0.00	\$0.00	\$0.00	\$0.00
						0.00
0.00						0.00
						0.00
\$0.00	\$0.00	\$0.00	\$0.00	\$0.00	\$0.00	\$0.00
\$0.00	\$0.00	\$0.00	\$0.00	\$0.00	\$0.00	\$0.00
0.00	0.00	0.00	0.00	0.00	0.00	0.00
0.00	0.00	0.00	0.00	0.00	0.00	0.00
0.00	0.00	0.00	0.00	0.00	0.00	0.00
\$0.00	\$0.00	\$0.00	\$0.00	\$0.00	\$0.00	\$0.00
\$0.00	\$0.00	\$0.00	\$0.00	\$0.00	\$0.00	\$0.00
0.00	0.00	0.00	0.00	0.00	0.00	0.00
0.00	0.00	0.00	0.00	0.00	0.00	0.00
0.00	0.00	0.00	0.00	0.00	0.00	0.00
\$0.00	\$0.00	\$0.00	\$0.00	\$0.00	\$0.00	\$0.00
\$0.00	\$0.00	\$0.00	\$0.00	\$0.00	\$0.00	\$0.00
\$0.00	\$0.00	\$0.00	\$0.00	\$0.00	\$0.00	\$0.00

Schedule 6, (Continued)						
2014-15	2013-14	2012-13	2011-12	2010-11	2009-10	TOTAL
\$0.00	\$0.00	\$0.00	\$0.00	\$0.00	\$0.00	\$0.00
0.00						0.00
\$0.00	\$0.00	\$0.00	\$0.00	\$0.00	\$0.00	\$0.00
0.00	0.00					0.00
						0.00
						0.00
0.00	0.00	0.00	0.00	0.00	0.00	0.00
\$0.00	\$0.00	\$0.00	\$0.00	\$0.00	\$0.00	\$0.00
\$0.00	\$0.00	\$0.00	\$0.00	\$0.00	\$0.00	\$0.00

S.A.&I. Form 2661R06 Entity: Carnegie I-033 , Caddo County

04-Aug-16

See Attached Accountant's Compilation Report

CO-OP FUND ACCOUNTS COVERING THE PERIOD JULY 1, 2015 TO JUNE 30, 2016
ESTIMATE OF NEEDS FOR 2016-2017

EXHIBIT "C"

Page 22

Schedule 4, Miscellaneous Revenue		
SOURCE	2015-16 ACCOUNT	
	AMOUNT ESTIMATED	ACTUALLY COLLECTED
1000 DISTRICT SOURCES OF REVENUE:		
1200 Tuition & Fees	\$0.00	\$0.00
1300 Earnings on Investments and Bond Sales	0.00	0.00
1400 Rental, Disposals and Commissions	0.00	0.00
1500 Reimbursements	0.00	0.00
1600 Other Local Sources of Revenue	0.00	0.00
1700 Child Nutrition Programs	0.00	0.00
1800 Athletics	0.00	0.00
TOTAL	\$0.00	\$0.00
2000 INTERMEDIATE SOURCES OF REVENUE:		
2100 County 4 Mill Ad Valorem Tax	\$0.00	\$0.00
2200 County Apportionment (Mortgage Tax)	0.00	0.00
2300 Resale of Property Fund Distribution	0.00	0.00
2900 Other Intermediate Sources of Revenue	0.00	0.00
TOTAL	\$0.00	\$0.00
3000 STATE SOURCES OF REVENUE:		
3110 Gross Production Tax	\$0.00	\$0.00
3120 Motor Vehicle Collections	0.00	0.00
3130 Rural Electric Cooperative Tax	0.00	0.00
3140 State School Land Earnings	0.00	0.00
3150 Vehicle Tax Stamps	0.00	0.00
3160 Farm Implement Tax Stamps	0.00	0.00
3170 Trailers and Mobile Homes	0.00	0.00
3190 Other Dedicated Revenue	0.00	0.00
3100 Total Dedicated Revenue	\$0.00	\$0.00
3210 Foundation and Salary Incentive Aid	0.00	0.00
3220 Mid-Term Adjustment For Attendance	0.00	0.00
3230 Teacher Consultant Stipend	0.00	0.00
3250 Flexible Benefit Allowance	0.00	0.00
3200 Total State Aid - General Operations - Non-Categorical	\$0.00	\$0.00
3300 State Aid - Competitive Grants - Categorical	0.00	0.00
3400 State - Categorical	0.00	0.00
3500 Special Programs	0.00	0.00
3600 Other State Sources of Revenue	0.00	0.00
3700 Child Nutrition Program	0.00	0.00
3800 State Vocational Programs - Multi-Source	0.00	0.00
TOTAL	\$0.00	\$0.00
4000 FEDERAL SOURCES OF REVENUE:		
4100 Grants-In-Aid Direct From The Federal Government	\$0.00	\$0.00
4200 Disadvantage Students	0.00	0.00
4300 Individuals With Disabilities	0.00	0.00
4400 No Child Left Behind	0.00	0.00
4500 Grants-In-Aid Passed Through Other State/Intermediate Sources	0.00	0.00
4600 Other Federal Sources Passed Through State Dept Of Education	0.00	0.00
4700 Child Nutrition Programs	0.00	0.00
4800 Federal Vocational Education	0.00	0.00
TOTAL	\$0.00	\$0.00
5000 NON-REVENUE RECEIPTS:		
5100 Return of Assets	\$0.00	\$0.00
GRAND TOTAL	\$0.00	\$0.00

S.A.&I. Form 2661R06 Entity: Carnegie I-033 , Caddo County

04-Aug-16

See Attached Accountant's Compilation Report

Page 23

S.A.&J. Form 2661R06 Entity: Carnegie I-033 , Caddo County

See Attached Accountant's Compilation Report

**CO-OP FUND ACCOUNTS COVERING THE PERIOD JULY 1, 2015 TO JUNE 30, 2016
ESTIMATE OF NEEDS FOR 2016-2017**

EXHIBIT "C"

Page 24

Schedule 8, Report of Prior Year Expenditures				
APPROPRIATED ACCOUNTS	FISCAL YEAR ENDING JUNE 30, 2015			APPROPRIATIONS ORIGINAL
	RESERVES 6-30-2015	WARRANTS SINCE ISSUED	BALANCE LAPSED APPROPR	
1000 INSTRUCTION	\$0.00	\$0.00	\$0.00	\$0.00
2000 SUPPORT SERVICES:				
2100 Support Services - Students	\$0.00	\$0.00	\$0.00	\$0.00
2200 Support Services - Instructional Staff	0.00	0.00	\$0.00	0.00
2300 Support Services - General Administration	0.00	0.00	\$0.00	0.00
2400 Support Services - School Administration	0.00	0.00	\$0.00	0.00
2500 Support Services - Business	0.00	0.00	\$0.00	0.00
2600 Operations And Maintenance of Plant Services	0.00	0.00	\$0.00	0.00
2700 Student Transportation Services	0.00	0.00	\$0.00	0.00
2800 Support Services - Central	0.00	0.00	\$0.00	0.00
2900 Other Support Services	0.00	0.00	\$0.00	0.00
TOTAL	\$0.00	\$0.00	\$0.00	\$0.00
3000 OPERATION OF NON-INSTRUCTION SERVICES:				
3100 Child Nutrition Programs Operations	0.00	\$0.00	\$0.00	\$0.00
3200 Other Enterprise Service Operations	0.00	0.00	\$0.00	0.00
3300 Community Services Operations	0.00	0.00	\$0.00	0.00
TOTAL	\$0.00	\$0.00	\$0.00	\$0.00
4000 FACILITIES ACQUISITION & CONSTRUCTION SERV:				
4100 Supv. of Facilities Acquisition and Construction	\$0.00	\$0.00	\$0.00	\$0.00
4200 Site Acquisition Services	0.00	0.00	\$0.00	0.00
4300 Site Improvement Services	0.00	0.00	\$0.00	0.00
4400 Architecture and Engineering Services	0.00	0.00	\$0.00	0.00
4500 Educational Specifications Development Services	0.00	0.00	\$0.00	0.00
4600 Building Acquisition and Construction Services	0.00	0.00	\$0.00	0.00
4700 Building Improvement Services	0.00	0.00	\$0.00	0.00
4900 Other Facilities Acquisition and Const. Services	0.00	0.00	\$0.00	0.00
TOTAL	\$0.00	\$0.00	\$0.00	\$0.00
5000 OTHER OUTLAYS:				
5100 Debt Service	\$0.00	\$0.00	\$0.00	\$0.00
5200 Reimbursement(Child Nutrition Fund)	0.00	0.00	\$0.00	0.00
5300 Clearing Account	0.00	0.00	\$0.00	0.00
5400 Indirect Cost Entitlement	0.00	0.00	\$0.00	0.00
5500 Private Nonprofit Schools	0.00	0.00	\$0.00	0.00
5600 Correcting Entry	0.00	0.00	\$0.00	0.00
TOTAL	\$0.00	\$0.00	\$0.00	\$0.00
7000 OTHER USES	\$0.00	\$0.00	\$0.00	\$0.00
8000 REPAYMENTS	\$0.00	\$0.00	\$0.00	\$0.00
TOTAL CO-OP FUND	\$0.00	\$0.00	\$0.00	\$0.00
Bank Fees and Cash Charges	\$0.00	\$0.00	\$0.00	\$0.00
Provision For Interest on Warrants	\$0.00	\$0.00	\$0.00	\$0.00
GRAND TOTAL	\$0.00	\$0.00	\$0.00	\$0.00

ESTIMATE OF NEEDS FOR THE FISCAL YEAR 2016-2017	
PURPOSE:	
Current Expense	
Interest	
Pro rata share of County Assessor's Budget by County Excise Board	
GRAND TOTAL - Home School	

S.A.&I. Form 2661R06 Entity: Carnegie I-033 , Caddo County

04-Aug-16

See Attached Accountant's Compilation Report

CO-OP FUND ACCOUNTS COVERING THE PERIOD JULY 1, 2015 TO JUNE 30, 2016
ESTIMATE OF NEEDS FOR 2016-2017

Page 25

FISCAL YEAR ENDING JUNE 30, 2016						FISCAL YEAR 2015-2016 EXPENDITURES FOR CURRENT EXPENSE PURPOSES
APPROPRIATIONS		WARRANTS ISSUED	RESERVES	LAPSED BALANCE KNOWN TO BE UNENCUMBERED		
SUPPLEMENTAL ADJUSTMENTS						
ADDED	CANCELLED					
\$0.00	\$0.00	\$0.00	\$0.00	\$0.00	\$0.00	\$0.00
\$0.00	\$0.00	\$0.00	\$0.00	\$0.00	\$0.00	\$0.00
0.00	0.00	0.00	0.00	0.00	0.00	0.00
0.00	0.00	0.00	0.00	0.00	0.00	0.00
0.00	0.00	0.00	0.00	0.00	0.00	0.00
0.00	0.00	0.00	0.00	0.00	0.00	0.00
0.00	0.00	0.00	0.00	0.00	0.00	0.00
0.00	0.00	0.00	0.00	0.00	0.00	0.00
0.00	0.00	0.00	0.00	0.00	0.00	0.00
0.00	0.00	0.00	0.00	0.00	0.00	0.00
\$0.00	\$0.00	\$0.00	\$0.00	\$0.00	\$0.00	\$0.00
\$0.00	\$0.00	\$0.00	\$0.00	\$0.00	\$0.00	\$0.00
0.00	0.00	0.00	0.00	0.00	0.00	0.00
0.00	0.00	0.00	0.00	0.00	0.00	0.00
\$0.00	\$0.00	\$0.00	\$0.00	\$0.00	\$0.00	\$0.00
\$0.00	\$0.00	\$0.00	\$0.00	\$0.00	\$0.00	\$0.00
0.00	0.00	0.00	0.00	0.00	0.00	0.00
0.00	0.00	0.00	0.00	0.00	0.00	0.00
0.00	0.00	0.00	0.00	0.00	0.00	0.00
0.00	0.00	0.00	0.00	0.00	0.00	0.00
0.00	0.00	0.00	0.00	0.00	0.00	0.00
0.00	0.00	0.00	0.00	0.00	0.00	0.00
0.00	0.00	0.00	0.00	0.00	0.00	0.00
0.00	0.00	0.00	0.00	0.00	0.00	0.00
0.00	0.00	0.00	0.00	0.00	0.00	0.00
\$0.00	\$0.00	\$0.00	\$0.00	\$0.00	\$0.00	\$0.00
\$0.00	\$0.00	\$0.00	\$0.00	\$0.00	\$0.00	\$0.00
0.00	0.00	0.00	0.00	0.00	0.00	0.00
0.00	0.00	0.00	0.00	0.00	0.00	0.00
0.00	0.00	0.00	0.00	0.00	0.00	0.00
0.00	0.00	0.00	0.00	0.00	0.00	0.00
0.00	0.00	0.00	0.00	0.00	0.00	0.00
0.00	0.00	0.00	0.00	0.00	0.00	0.00
\$0.00	\$0.00	\$0.00	\$0.00	\$0.00	\$0.00	\$0.00
\$0.00	\$0.00	\$0.00	\$0.00	\$0.00	\$0.00	\$0.00
\$0.00	\$0.00	\$0.00	\$0.00	\$0.00	\$0.00	\$0.00
\$0.00	\$0.00	\$0.00	\$0.00	\$0.00	\$0.00	\$0.00
\$0.00	\$0.00	\$0.00	\$0.00	\$0.00	\$0.00	\$0.00
\$0.00	\$0.00	\$0.00	\$0.00	\$0.00	\$0.00	\$0.00
\$0.00	\$0.00	\$0.00	\$0.00	\$0.00	\$0.00	\$0.00
\$0.00	\$0.00	\$0.00	\$0.00	\$0.00	\$0.00	\$0.00

		Estimate of Needs by Governing Board	Approved by County Excise Board
		\$0.00	\$0.00
		0.00	0.00
		0.00	0.00
		0.00	0.00

Page 26

Page 26

Page 26

Page 26

04-Aug-16

See Attached Accountant's Compilation Report

CHILD NUTRITION FUND ACCOUNTS COVERING THE PERIOD JULY 1, 2015 TO JUNE 30, 2016
ESTIMATE OF NEEDS FOR 2016-2017

EXHIBIT "D"

Page 27

Schedule 1, Current Balance Sheet - June 30, 2016	
	Amount
ASSETS:	
Cash Balance June 30, 2016	\$77,301.45
Investments	0.00
TOTAL ASSETS	\$77,301.45
LIABILITIES AND RESERVES:	
Warrants Outstanding	5,584.04
Reserve for Interest on Warrants	0.00
Reserves From Schedule 8	0.00
TOTAL LIABILITIES AND RESERVES	\$5,584.04
CASH FUND BALANCE JUNE 30, 2016	\$71,717.41
TOTAL LIABILITIES, RESERVES AND CASH FUND BALANCE	\$77,301.45

Schedule 5, Expenditures Child Nutrition Fund Cash Accounts of Current and all Prior Years	
	2015-16
CURRENT AND ALL PRIOR YEARS	
Cash Balance Reported to Excise Board 6-30-2015	\$0.00
Cash Fund Balance Transferred Out	
Cash Fund Balance Transferred In	106,956.35
Adjusted Cash Balance	\$106,956.35
Miscellaneous Revenue (Schedule 4)	306,492.43
Cash Fund Balance Forward From Preceding Year	0.00
Prior Expenditures Recovered	
TOTAL RECEIPTS	\$306,492.43
TOTAL RECEIPTS AND BALANCE	\$413,448.78
Warrants Paid of Year in Caption	336,147.33
Interest Paid Thereon	0.00
Bank Fees and Cash Charges	0.00
TOTAL DISBURSEMENTS	\$336,147.33
CASH BALANCE JUNE 30, 2016	\$77,301.45
Reserve for Warrants Outstanding	5,584.04
Reserve for Interest on Warrants	0.00
Reserves From Schedule 8	0.00
TOTAL LIABILITIES AND RESERVE	\$5,584.04
DEFICIT: (Red Figure)	\$0.00
CASH FUND BALANCE FORWARD TO SUCCEEDING YEAR	\$71,717.41

Schedule 6, Child Nutrition Fund Warrant Account of Current and All Prior Years	
	2015-16
CURRENT AND ALL PRIOR YEARS	
Warrants Outstanding 6-30 of Year in Caption	
Warrants Registered During Year	341,731.37
TOTAL	\$341,731.37
Warrants Paid During Year	336,147.33
Warrants Converted to Bonds or Judgments	
Warrants Cancelled	
Warrants estopped by Statute	
TOTAL WARRANTS RETIRED	\$336,147.33
BALANCE WARRANTS OUTSTANDING JUNE 30, 2016	\$5,584.04

S.A.&I. Form 2661R06 Entity: Carnegie I-033 , Caddo County

04-Aug-16

See Attached Accountant's Compilation Report

CHILD NUTRITION FUND ACCOUNTS COVERING THE PERIOD JULY 1, 2015 TO JUNE 30, 2016
ESTIMATE OF NEEDS FOR 2016-2017

Page 28

Schedule 2, Revenue and Requirements - 2015-2016		
	Detail	Total
REVENUE:		
Cash Balance June 30, 2015	\$106,956.35	
Cash Fund Balance Transferred From Prior Years	0.00	
Miscellaneous Revenue Apportioned	306,492.43	
TOTAL REVENUE		\$413,448.78
REQUIREMENTS:		
Claims Paid by Warrants Issued & Transfer Fees Apportioned	\$341,731.37	
Reserves From Schedule 8	0.00	
Interest Paid on Warrants	0.00	
Bank Fees and Cash Charges	0.00	
Reserve for Interest on Warrants	0.00	
TOTAL REQUIREMENTS		\$341,731.37
ADD: Cash Fund Balance as Per Balance Sheet 6-30-2016		71,717.41
TOTAL REQUIREMENTS AND CASH FUND BALANCE		\$413,448.78

Schedule 5, (Continued)						
2014-15	2013-14	2012-13	2011-12	2010-11	2009-10	TOTAL
\$117,727.51	\$0.00	\$0.00	\$0.00	\$0.00	\$0.00	\$117,727.51
106,956.35						106,956.35
						106,956.35
\$10,771.16	\$0.00	\$0.00	\$0.00	\$0.00	\$0.00	\$117,727.51
						306,492.43
0.00						0.00
						0.00
\$0.00	\$0.00	\$0.00	\$0.00	\$0.00	\$0.00	\$306,492.43
\$10,771.16	\$0.00	\$0.00	\$0.00	\$0.00	\$0.00	\$424,219.94
10,771.16	0.00	0.00	0.00	0.00	0.00	346,918.49
0.00	0.00	0.00	0.00	0.00	0.00	0.00
0.00	0.00	0.00	0.00	0.00	0.00	0.00
\$10,771.16	\$0.00	\$0.00	\$0.00	\$0.00	\$0.00	\$346,918.49
\$0.00	\$0.00	\$0.00	\$0.00	\$0.00	\$0.00	\$77,301.45
0.00	0.00	0.00	0.00	0.00	0.00	5,584.04
0.00	0.00	0.00	0.00	0.00	0.00	0.00
0.00	0.00	0.00	0.00	0.00	0.00	0.00
\$0.00	\$0.00	\$0.00	\$0.00	\$0.00	\$0.00	\$5,584.04
\$0.00	\$0.00	\$0.00	\$0.00	\$0.00	\$0.00	\$0.00
\$0.00	\$0.00	\$0.00	\$0.00	\$0.00	\$0.00	\$71,717.41

Schedule 6, (Continued)						
2014-15	2013-14	2012-13	2011-12	2010-11	2009-10	TOTAL
\$10,771.16	\$0.00	\$0.00	\$0.00	\$0.00	\$0.00	\$10,771.16
0.00						341,731.37
\$10,771.16	\$0.00	\$0.00	\$0.00	\$0.00	\$0.00	\$352,502.53
10,771.16	0.00					346,918.49
						0.00
						0.00
0.00	0.00	0.00	0.00	0.00	0.00	0.00
\$10,771.16	\$0.00	\$0.00	\$0.00	\$0.00	\$0.00	\$346,918.49
\$0.00	\$0.00	\$0.00	\$0.00	\$0.00	\$0.00	\$5,584.04

S.A.&I. Form 2661R06 Entity: Carnegie I-033 , Caddo County

04-Aug-16

See Attached Accountant's Compilation Report

CHILD NUTRITION FUND ACCOUNTS COVERING THE PERIOD JULY 1, 2015 TO JUNE 30, 2016
ESTIMATE OF NEEDS FOR 2016-2017

EXHIBIT "D"

Page 29

Schedule 4, Miscellaneous Revenue		
SOURCE	2015-16 ACCOUNT	
	AMOUNT ESTIMATED	ACTUALLY COLLECTED
1000 DISTRICT SOURCES OF REVENUE:		
1200 Tuition & Fees	\$0.00	\$0.00
1300 Earnings on Investments and Bond Sales	0.00	133.09
1400 Rental, Disposals and Commissions	0.00	0.00
1500 Reimbursements	0.00	0.00
1600 Other Local Sources of Revenue	0.00	0.00
1710 Students' Lunches	0.00	0.00
1720 Students' Breakfasts	0.00	0.00
1730 Adult Lunches/Breakfasts	0.00	410.00
1740 Extra Food/A La Carte/Extra Milk	0.00	0.00
1750 Special Milk Program	0.00	0.00
1760 Contract Lunches, Breakfasts, Milk and Supplements	0.00	734.40
1790 Other District Revenue (Child Nutrition Programs)	0.00	0.00
1700 Total Child Nutrition Programs	\$0.00	\$1,144.40
1800 Athletics	0.00	0.00
TOTAL	\$0.00	\$1,277.49
2000 INTERMEDIATE SOURCES OF REVENUE:		
2000 Intermediate Sources of Revenue	\$0.00	\$0.00
TOTAL	\$0.00	\$0.00
3000 STATE SOURCES OF REVENUE:		
3100 Total Dedicated Revenue	\$0.00	\$0.00
3200 Total State Aid - General Operations - Non-Categorical	0.00	0.00
3300 State Aid - Competitive Grants - Categorical	0.00	0.00
3400 State - Categorical	0.00	0.00
3500 Special Programs	0.00	0.00
3600 Other State Sources of Revenue	0.00	0.00
3710 State Reimbursement	0.00	0.00
3720 State Matching	4,500.00	3,283.97
3700 Total Child Nutrition Program	\$4,500.00	\$3,283.97
3800 State Vocational Programs - Multi-Source	0.00	0.00
TOTAL	\$4,500.00	\$3,283.97
4000 FEDERAL SOURCES OF REVENUE:		
4100 Grants-In-Aid Direct From The Federal Government	\$0.00	\$0.00
4200 Disadvantage Students	0.00	0.00
4300 Individuals With Disabilities	0.00	0.00
4400 No Child Left Behind	0.00	0.00
4500 Grants-In-Aid Passed Through Other State/Intermediate Sources	0.00	0.00
4600 Other Federal Sources Passed Through State Dept Of Education	0.00	0.00
4710 Lunches	170,000.00	190,712.90
4720 Breakfasts	96,000.00	63,687.36
4730 Special Milk	0.00	0.00
4740 Summer Food Service Program	5,100.00	9,741.68
4760/4770 Fresh Fruit Program (768)/ARRA Equip Asst Grant (767)	0.00	0.00
4700 Total Child Nutrition Programs	\$271,100.00	\$264,141.94
4800 Federal Vocational Education	0.00	0.00
TOTAL	\$271,100.00	\$264,141.94
5000 NON-REVENUE RECEIPTS:		
5100 Return of Assets	\$25,000.00	\$37,789.03
TOTAL	\$25,000.00	\$37,789.03
GRAND TOTAL	\$300,600.00	\$306,492.43

S.A.&I. Form 2661R06 Entity: Carnegie I-033 , Caddo County

04-Aug-16

See Attached Accountant's Compilation Report

CHILD NUTRITION FUND ACCOUNTS COVERING THE PERIOD JULY 1, 2015 TO JUNE 30, 2016
ESTIMATE OF NEEDS FOR 2016-2017

Page 30

2015-16 ACCOUNT OVER (UNDER)	BASIS AND LIMIT OF ENSUING ESTIMATE	2016-17 ACCOUNT		
		CHARGEABLE INCOME	ESTIMATED BY GOVERNING BOARD	APPROVED BY EXCISE BOARD
\$0.00	0.00%		\$0.00	\$0.00
133.09	0.00%		0.00	0.00
0.00	0.00%		0.00	0.00
0.00	0.00%		0.00	0.00
0.00	0.00%		0.00	0.00
0.00	0.00%		0.00	0.00
0.00	0.00%		0.00	0.00
410.00	0.00%		0.00	0.00
0.00	0.00%		0.00	0.00
0.00	0.00%		0.00	0.00
734.40	0.00%		0.00	0.00
0.00	0.00%		0.00	0.00
\$1,144.40	0.00%		\$0.00	\$0.00
0.00	0.00%		0.00	0.00
\$1,277.49	0.00%		\$0.00	\$0.00
\$0.00	0.00%		\$0.00	0.00
\$0.00			\$0.00	\$0.00
\$0.00	0.00%		\$0.00	\$0.00
0.00	0.00%		0.00	0.00
0.00	0.00%		0.00	0.00
0.00	0.00%		0.00	0.00
0.00	0.00%		0.00	0.00
0.00	0.00%		0.00	0.00
0.00	0.00%		0.00	0.00
(1,216.03)	91.35%		3,000.00	3,000.00
(\$1,216.03)			\$3,000.00	\$3,000.00
0.00	0.00%		0.00	0.00
(\$1,216.03)			\$3,000.00	\$3,000.00
\$0.00	0.00%		\$0.00	\$0.00
0.00	0.00%		0.00	0.00
0.00	0.00%		0.00	0.00
0.00	0.00%		0.00	0.00
0.00	0.00%		0.00	0.00
0.00	0.00%		0.00	0.00
20,712.90	94.38%		180,000.00	180,000.00
(32,312.64)	94.21%		60,000.00	60,000.00
0.00	0.00%		0.00	0.00
4,641.68	82.12%		8,000.00	8,000.00
0.00	0.00%		0.00	0.00
(\$6,958.06)			\$248,000.00	\$248,000.00
0.00	0.00%		0.00	0.00
(\$6,958.06)			\$248,000.00	\$248,000.00
\$12,789.03	89.97%		\$34,000.00	\$34,000.00
\$12,789.03			\$34,000.00	\$34,000.00
\$5,892.43			\$285,000.00	\$285,000.00

S.A.&I. Form 2661R06 Entity: Carnegie I-033 , Caddo County

04-Aug-16

See Attached Accountant's Compilation Report

CHILD NUTRITION FUND ACCOUNTS COVERING THE PERIOD JULY 1, 2015 TO JUNE 30, 2016
ESTIMATE OF NEEDS FOR 2016-2017

Page 31

EXHIBIT "D"

Schedule 8, Report of Prior Year Expenditures

APPROPRIATED ACCOUNTS	FISCAL YEAR ENDING JUNE 30, 2015			APPROPRIATIONS ORIGINAL
	RESERVES 6-30-2015	WARRANTS SINCE ISSUED	BALANCE LAPSED APPROPR	
1000 INSTRUCTION	\$0.00	\$0.00	\$0.00	\$0.00
2000 SUPPORT SERVICES:				
2000 Support Services	\$0.00	\$0.00	\$0.00	\$0.00
TOTAL	\$0.00	\$0.00	\$0.00	\$0.00
3000 OPERATION OF NON-INSTRUCTION SERVICES:				
3110 Food Procurement Services (Ala Carte)	\$0.00	\$0.00	\$0.00	\$0.00
3120 Food Preparation & Dispensing Services	0.00	0.00	0.00	322,556.35
3130 Food and Supplies Delivery Services	0.00	0.00	0.00	0.00
3140 Other Direct/Related Child Nutrition Programs Service	0.00	0.00	0.00	0.00
3150 Food Procurement Services	0.00	0.00	0.00	0.00
3155 Food Procurement Services (Adult Meals)	0.00	0.00	0.00	0.00
3160 Nonreimbursable Services	0.00	0.00	0.00	0.00
3190 Other Child Nutrition Programs Operations	0.00	0.00	0.00	0.00
3100 Total Child Nutrition Programs Operations	\$0.00	\$0.00	\$0.00	\$322,556.35
3200 Other Enterprise Service Operations	0.00	0.00	0.00	0.00
3300 Community Services Operations	0.00	0.00	0.00	0.00
TOTAL	\$0.00	\$0.00	\$0.00	\$322,556.35
4000 FACILITIES ACQUISITION & CONSTRUCTION SERV:				
4100 Supv. of Facilities Acquisition and Construction	\$0.00	\$0.00	\$0.00	\$0.00
4200 Site Acquisition Services	0.00	0.00	\$0.00	0.00
4300 Site Improvement Services	0.00	0.00	\$0.00	0.00
4400 Architecture and Engineering Services	0.00	0.00	\$0.00	0.00
4500 Educational Specifications Development Services	0.00	0.00	\$0.00	0.00
4600 Building Acquisition and Construction Services	0.00	0.00	\$0.00	0.00
4700 Building Improvement Services	0.00	0.00	\$0.00	0.00
4900 Other Facilities Acquisition and Const. Services	0.00	0.00	\$0.00	0.00
TOTAL	\$0.00	\$0.00	\$0.00	\$0.00
5000 OTHER OUTLAYS:				
5100 Debt Service	\$0.00	\$0.00	\$0.00	\$0.00
5200 Reimbursement(Child Nutrition Fund)	0.00	0.00	\$0.00	85,000.00
5300 Clearing Account	0.00	0.00	\$0.00	0.00
5400 Indirect Cost Entitlement	0.00	0.00	\$0.00	0.00
5500 Private Nonprofit Schools	0.00	0.00	\$0.00	0.00
5600 Correcting Entry	0.00	0.00	\$0.00	0.00
TOTAL	\$0.00	\$0.00	\$0.00	\$85,000.00
7000 OTHER USES	\$0.00	\$0.00	\$0.00	\$0.00
8000 REPAYMENTS	\$0.00	\$0.00	\$0.00	\$0.00
TOTAL CHILD NUTRITION FUND	\$0.00	\$0.00	\$0.00	\$407,556.35
Bank Fees and Cash Charges	\$0.00	\$0.00	\$0.00	\$0.00
Provision For Interest on Warrants	\$0.00	\$0.00	\$0.00	\$0.00
GRAND TOTAL	\$0.00	\$0.00	\$0.00	\$407,556.35

ESTIMATE OF NEEDS FOR THE FISCAL YEAR 2016-2017

PURPOSE:

Current Expense

Interest

Pro rata share of County Assessor's Budget by County Excise Board

GRAND TOTAL - Home School

CHILD NUTRITION FUND ACCOUNTS COVERING THE PERIOD JULY 1, 2015 TO JUNE 30, 2016
ESTIMATE OF NEEDS FOR 2016-2017

Page 32

FISCAL YEAR ENDING JUNE 30, 2016						FISCAL YEAR 2015-2016 EXPENDITURES FOR CURRENT EXPENSE PURPOSES
APPROPRIATIONS		NET AMOUNT	WARRANTS ISSUED	RESERVES	LAPSED BALANCE KNOWN TO BE UNENCUMBERED	
SUPPLEMENTAL ADJUSTMENTS						
ADDED	CANCELLED					
\$0.00	\$0.00	\$0.00	\$0.00	\$0.00	\$0.00	\$0.00
\$0.00	\$0.00	\$0.00	\$0.00	\$0.00	\$0.00	\$0.00
\$0.00	\$0.00	\$0.00	\$0.00	\$0.00	\$0.00	\$0.00
\$0.00	\$0.00	\$0.00	\$0.00	\$0.00	\$0.00	\$0.00
0.00	0.00	322,556.35	92,224.16	0.00	230,332.19	92,224.16
0.00	0.00	0.00	0.00	0.00	0.00	0.00
0.00	0.00	0.00	19,494.24	0.00	(19,494.24)	19,494.24
0.00	0.00	0.00	145,932.97	0.00	(145,932.97)	145,932.97
0.00	0.00	0.00	0.00	0.00	0.00	0.00
0.00	0.00	0.00	0.00	0.00	0.00	0.00
0.00	0.00	0.00	80.00	0.00	(80.00)	80.00
\$0.00	\$0.00	\$322,556.35	\$257,731.37	\$0.00	\$64,824.98	\$257,731.37
0.00	0.00	0.00	0.00	0.00	0.00	0.00
0.00	0.00	0.00	0.00	0.00	0.00	0.00
\$0.00	\$0.00	\$322,556.35	\$257,731.37	\$0.00	\$64,824.98	\$257,731.37
\$0.00	\$0.00	\$0.00	\$0.00	\$0.00	\$0.00	\$0.00
0.00	0.00	0.00	0.00	0.00	0.00	0.00
0.00	0.00	0.00	0.00	0.00	0.00	0.00
0.00	0.00	0.00	0.00	0.00	0.00	0.00
0.00	0.00	0.00	0.00	0.00	0.00	0.00
0.00	0.00	0.00	0.00	0.00	0.00	0.00
0.00	0.00	0.00	0.00	0.00	0.00	0.00
0.00	0.00	0.00	0.00	0.00	0.00	0.00
\$0.00	\$0.00	\$0.00	\$0.00	\$0.00	\$0.00	\$0.00
\$0.00	\$0.00	\$0.00	\$0.00	\$0.00	\$0.00	\$0.00
0.00	0.00	85,000.00	84,000.00	0.00	1,000.00	84,000.00
0.00	0.00	0.00	0.00	0.00	0.00	0.00
0.00	0.00	0.00	0.00	0.00	0.00	0.00
0.00	0.00	0.00	0.00	0.00	0.00	0.00
0.00	0.00	0.00	0.00	0.00	0.00	0.00
\$0.00	\$0.00	\$85,000.00	\$84,000.00	\$0.00	\$1,000.00	\$84,000.00
\$0.00	\$0.00	\$0.00	\$0.00	\$0.00	\$0.00	\$0.00
\$0.00	\$0.00	\$0.00	\$0.00	\$0.00	\$0.00	\$0.00
\$0.00	\$0.00	\$407,556.35	\$341,731.37	\$0.00	\$65,824.98	\$341,731.37
\$0.00	\$0.00	\$0.00	\$0.00	\$0.00	\$0.00	\$0.00
\$0.00	\$0.00	\$0.00	\$0.00	\$0.00	\$0.00	\$0.00
\$0.00	\$0.00	\$407,556.35	\$341,731.37	\$0.00	\$65,824.98	\$341,731.37

	Estimate of Needs by Governing Board	Approved by County Excise Board
	\$356,717.41	\$356,717.41
	0.00	0.00
	0.00	0.00
	356,717.41	356,717.41

Page 33

Schedule 9, Child Nutrition Fund Investments						
INVESTED IN	Investments On Hand June 30, 2015	Since Purchased	Liquidations		Barred by Court Order	Investments On Hand June 30, 2016
			By Collection Of Cost	Amortized Premium		
Cert of Deposit	\$0.00	\$0.00	\$0.00	\$0.00	\$0.00	\$0.00
						0.00
						0.00
						0.00
						0.00
						0.00
						0.00
						0.00
						0.00
						0.00
						0.00
TOTAL INVEST.	\$0.00	\$0.00	\$0.00	\$0.00	\$0.00	\$0.00

04-Aug-16

See Attached Accountant's Compilation Report

SINKING FUND ACCOUNTS COVERING THE PERIOD JULY 1, 2015 TO JUNE 30, 2016
ESTIMATE OF NEEDS FOR 2016-2017

EXHIBIT "E"

Page 34-A

Schedule 1, Detail of Bond and Coupon Indebtedness as of June 30, 2016 - Not Affecting Homesteads (New)						
PURPOSE OF BOND ISSUE:						2008 Building Bonds
Date Of Issue						04/01/08
Date Of Sale By Delivery						04/01/08
HOW AND WHEN BONDS MATURE:						
Uniform Maturities:						
Date Maturity Begins						04/01/10
Amount Of Each Uniform Maturity						\$5,000.00
Final Maturity Otherwise:						
Date of Final Maturity						04/01/17
Amount of Final Maturity						\$15,000.00
AMOUNT OF ORIGINAL ISSUE						\$50,000.00
Cancelled, In Judgement Or Delayed For Final Levy Year						\$0.00
Basis of Accruals Contemplated on Net Collections or Better in Anticipation:						
Bond Issues Accruing By Tax Levy						\$50,000.00
Years To Run						9
Normal Annual Accrual						\$5,555.56
Tax Years Run						8
Accrual Liability To Date						\$44,444.44
Deductions From Total Accruals:						
Bonds Paid Prior To 6-30-2015						\$30,000.00
Bonds Paid During 2015-2016						\$5,000.00
Matured Bonds Unpaid						\$0.00
Balance Of Accrual Liability						\$9,444.44
TOTAL BONDS OUTSTANDING 6-30-2016:						
Matured						\$0.00
Unmatured						\$15,000.00
Coupon Computation:	Coupon Date	Unmatured Amount	% Int.	Months	Interest Amount	
Bonds and Coupons	04/01/17	\$15,000.00	3.200%	9 Mo.	\$360.00	
Bonds and Coupons				Mo.	\$0.00	
Bonds and Coupons				Mo.	\$0.00	
Bonds and Coupons				Mo.	\$0.00	
Bonds and Coupons				Mo.	\$0.00	
Bonds and Coupons				Mo.	\$0.00	
Bonds and Coupons				Mo.	\$0.00	
Bonds and Coupons				Mo.	\$0.00	
Bonds and Coupons				Mo.	\$0.00	
Bonds and Coupons				Mo.	\$0.00	
Requirement for Interest Earnings After Last Tax-Levy Year:						
Terminal Interest To Accrue						
Years To Run						
Accrue Each Year						\$0.00
Tax Years Run						
Total Accrual To Date						\$0.00
Current Interest Earned Through 2016-2017						\$360.00
Total Interest To Levy For 2016-2017						\$360.00
INTEREST COUPON ACCOUNT:						
Interest Earned But Unpaid 6-30-2015						
Matured						\$0.00
Unmatured						\$158.12
Interest Earnings 2015-2016						\$594.38
Coupons Paid Through 2015-2016						\$632.50
Interest Earned But Unpaid 6-30-2016						
Matured						\$0.00
Unmatured						\$120.00

S.A.&I. Form 2661R06 Entity: Carnegie I-033 , Caddo County

04-Aug-16

See Attached Accountant's Compilation Report

SINKING FUND ACCOUNTS COVERING THE PERIOD JULY 1, 2015 TO JUNE 30, 2016
ESTIMATE OF NEEDS FOR 2016-2017

EXHIBIT "E"

Page 34-B

Schedule 1, Detail of Bond and Coupon Indebtedness as of June 30, 2016 - Not Affecting Homesteads (New)					
PURPOSE OF BOND ISSUE:				2014 Combined Purpose Bonds	
Date Of Issue				05/01/14	
Date Of Sale By Delivery				05/01/14	
HOW AND WHEN BONDS MATURE:					
Uniform Maturities:					
Date Maturity Begins				05/01/16	
Amount Of Each Uniform Maturity				\$585,000.00	
Final Maturity Otherwise:					
Date of Final Maturity				05/01/16	
Amount of Final Maturity				\$585,000.00	
AMOUNT OF ORIGINAL ISSUE				\$585,000.00	
Cancelled, In Judgement Or Delayed For Final Levy Year				\$0.00	
Basis of Accruals Contemplated on Net Collections or Better in Anticipation:					
Bond Issues Accruing By Tax Levy				\$585,000.00	
Years To Run				2	
Normal Annual Accrual				\$0.00	
Tax Years Run				2	
Accrual Liability To Date				\$585,000.00	
Deductions From Total Accruals:					
Bonds Paid Prior To 6-30-2015				\$0.00	
Bonds Paid During 2015-2016				\$585,000.00	
Matured Bonds Unpaid				\$0.00	
Balance Of Accrual Liability				\$0.00	
TOTAL BONDS OUTSTANDING 6-30-2016:					
Matured				\$0.00	
Unmatured				\$0.00	
Coupon Computation:	Coupon Date	Unmatured Amount	% Int.	Months	Interest Amount
Bonds and Coupons				Mo.	\$0.00
Bonds and Coupons				Mo.	\$0.00
Bonds and Coupons				Mo.	\$0.00
Bonds and Coupons				Mo.	\$0.00
Bonds and Coupons				Mo.	\$0.00
Bonds and Coupons				Mo.	\$0.00
Bonds and Coupons				Mo.	\$0.00
Bonds and Coupons				Mo.	\$0.00
Bonds and Coupons				Mo.	\$0.00
Bonds and Coupons				Mo.	\$0.00
Requirement for Interest Earnings After Last Tax-Levy Year:					
Terminal Interest To Accrue					
Years To Run					
Accrue Each Year				\$0.00	
Tax Years Run					
Total Accrual To Date				\$0.00	
Current Interest Earned Through 2016-2017				\$0.00	
Total Interest To Levy For 2016-2017				\$0.00	
INTEREST COUPON ACCOUNT:					
Interest Earned But Unpaid 6-30-2015					
Matured				\$0.00	
Unmatured				\$975.00	
Interest Earnings 2015-2016				\$4,875.00	
Coupons Paid Through 2015-2016				\$5,850.00	
Interest Earned But Unpaid 6-30-2016					
Matured				\$0.00	
Unmatured				\$0.00	

S.A.&I. Form 2661R06 Entity: Carnegie I-033 , Caddo County

04-Aug-16

See Attached Accountant's Compilation Report

SINKING FUND ACCOUNTS COVERING THE PERIOD JULY 1, 2015 TO JUNE 30, 2016
ESTIMATE OF NEEDS FOR 2016-2017

Page 34-C

EXHIBIT "E"

Schedule 1, Detail of Bond and Coupon Indebtedness as of June 30, 2016 - Not Affecting Homesteads (New)						
PURPOSE OF BOND ISSUE:						2016 Combined Purpose Bonds
Date Of Issue						02/01/16
Date Of Sale By Delivery						02/01/16
HOW AND WHEN BONDS MATURE:						
Uniform Maturities:						
Date Maturity Begins						02/01/18
Amount Of Each Uniform Maturity						\$300,000.00
Final Maturity Otherwise:						
Date of Final Maturity						02/01/19
Amount of Final Maturity						\$300,000.00
AMOUNT OF ORIGINAL ISSUE						\$600,000.00
Cancelled, In Judgement Or Delayed For Final Levy Year						\$0.00
Basis of Accruals Contemplated on Net Collections or Better in Anticipation:						
Bond Issues Accruing By Tax Levy						\$600,000.00
Years To Run						2
Normal Annual Accrual						\$300,000.00
Tax Years Run						0
Accrual Liability To Date						\$0.00
Deductions From Total Accruals:						
Bonds Paid Prior To 6-30-2015						\$0.00
Bonds Paid During 2015-2016						\$0.00
Matured Bonds Unpaid						\$0.00
Balance Of Accrual Liability						\$0.00
TOTAL BONDS OUTSTANDING 6-30-2016:						
Matured						\$0.00
Unmatured						\$600,000.00
Coupon Computation:	Coupon Date	Unmatured Amount	% Int.	Months	Interest Amount	
Bonds and Coupons	02/01/18	\$300,000.00	1.500%	17 Mo.	\$6,375.00	
Bonds and Coupons	02/01/19	\$300,000.00	1.750%	17 Mo.	\$7,437.50	
Bonds and Coupons				Mo.	\$0.00	
Bonds and Coupons				Mo.	\$0.00	
Bonds and Coupons				Mo.	\$0.00	
Bonds and Coupons				Mo.	\$0.00	
Bonds and Coupons				Mo.	\$0.00	
Bonds and Coupons				Mo.	\$0.00	
Bonds and Coupons				Mo.	\$0.00	
Bonds and Coupons				Mo.	\$0.00	
Bonds and Coupons				Mo.	\$0.00	
Requirement for Interest Earnings After Last Tax-Levy Year:						
Terminal Interest To Accrue						\$3,062.50
Years To Run						2
Accrue Each Year						\$1,531.25
Tax Years Run						
Total Accrual To Date						\$0.00
Current Interest Earned Through 2016-2017						\$13,812.50
Total Interest To Levy For 2016-2017						\$15,343.75
INTEREST COUPON ACCOUNT:						
Interest Earned But Unpaid 6-30-2015						
Matured						\$0.00
Unmatured						
Interest Earnings 2015-2016						
Coupons Paid Through 2015-2016						
Interest Earned But Unpaid 6-30-2016						
Matured						\$0.00
Unmatured						\$0.00

S.A.&I. Form 2661R06 Entity: Carnegie I-033 , Caddo County

04-Aug-16

See Attached Accountant's Compilation Report

SINKING FUND ACCOUNTS COVERING THE PERIOD JULY 1, 2015 TO JUNE 30, 2016
ESTIMATE OF NEEDS FOR 2016-2017

EXHIBIT "E"

Page 35

Schedule 1, Detail of Bond and Coupon Indebtedness as of June 30, 2016 - Not Affecting Homesteads (New)	
PURPOSE OF BOND ISSUE:	Total All Bonds
Date Of Issue	
Date Of Sale By Delivery	
HOW AND WHEN BONDS MATURE:	
Uniform Maturities:	
Date Maturity Begins	
Amount Of Each Uniform Maturity	\$890,000.00
Final Maturity Otherwise:	
Date of Final Maturity	
Amount of Final Maturity	\$900,000.00
AMOUNT OF ORIGINAL ISSUE	\$1,235,000.00
Cancelled, In Judgement Or Delayed For Final Levy Year	\$0.00
Basis of Accruals Contemplated on Net Collections or Better in Anticipation:	
Bond Issues Accruing By Tax Levy	\$1,235,000.00
Years To Run	
Normal Annual Accrual	\$305,555.56
Tax Years Run	
Accrual Liability To Date	\$629,444.44
Deductions From Total Accruals:	
Bonds Paid Prior To 6-30-2015	\$30,000.00
Bonds Paid During 2015-2016	\$590,000.00
Matured Bonds Unpaid	\$0.00
Balance Of Accrual Liability	\$9,444.44
TOTAL BONDS OUTSTANDING 6-30-2016:	
Matured	\$0.00
Unmatured	\$615,000.00
Requirement for Interest Earnings After Last Tax-Levy Year:	
Terminal Interest To Accrue	\$3,062.50
Years To Run	
Accrue Each Year	\$1,531.25
Tax Years Run	
Total Accrual To Date	\$0.00
Current Interest Earned Through 2016-2017	\$14,172.50
Total Interest To Levy For 2016-2017	\$15,703.75
INTEREST COUPON ACCOUNT:	
Interest Earned But Unpaid 6-30-2015	
Matured	\$0.00
Unmatured	\$1,133.12
Interest Earnings 2015-2016	\$5,469.38
Coupons Paid Through 2015-2016	\$6,482.50
Interest Earned But Unpaid 6-30-2016	
Matured	\$0.00
Unmatured	\$120.00

S.A.&I. Form 2661R06 Entity: Carnegie I-033 , Caddo County

04-Aug-16

See Attached Accountant's Compilation Report

SINKING FUND ACCOUNTS COVERING THE PERIOD JULY 1, 2015 TO JUNE 30, 2016
ESTIMATE OF NEEDS FOR 2016-2017

EXHIBIT "E"

Page 36

Schedule 2, Detail of Judgment Indebtedness as of June 30, 2016 - Not Affecting Homesteads (New)				
Judgments For Indebtedness Originally Incurred After January 8, 1937. (New)				
IN FAVOR OF				
BY WHOM OWNED				
PURPOSE OF JUDGMENT				
Case Number				
NAME OF COURT				
Date of Judgment				
Principal Amount of Judgment	\$ 0.00	\$ 0.00	\$ 0.00	\$ 0.00
Interest Rate Assigned by Court	0.00%	0.00%	0.00%	0.00%
Tax Levies Made	0	0	0	0
Principal Amount Provided for to June 30, 2015	\$ 0.00	\$ 0.00	\$ 0.00	\$ 0.00
Principal Amount Provided for in 2015-2016	\$ 0.00	\$ 0.00	\$ 0.00	\$ 0.00
PRINCIPAL AMOUNT NOT PROVIDED FOR	\$ 0.00	\$ 0.00	\$ 0.00	\$ 0.00
AMOUNT TO PROVIDE BY TAX LEVY FISCAL YEAR 2016-2017				
Principal 1/3	\$ 0.00	\$ 0.00	\$ 0.00	\$ 0.00
Interest	\$ 0.00	\$ 0.00	\$ 0.00	\$ 0.00
FOR ALL JUDGMENTS REPORTED LEVIED FOR BUT UNPAID JUDGMENT OBLIGATIONS OUTSTANDING JUNE 30, 2016				
Principal	\$ 0.00	\$ 0.00	\$ 0.00	\$ 0.00
Interest	\$ 0.00	\$ 0.00	\$ 0.00	\$ 0.00
JUDGMENT OBLIGATIONS SINCE LEVIED FOR:				
Principal	\$ 0.00	\$ 0.00	\$ 0.00	\$ 0.00
Interest	\$ 0.00	\$ 0.00	\$ 0.00	\$ 0.00
JUDGMENT OBLIGATIONS SINCE PAID:				
Principal	\$ 0.00	\$ 0.00	\$ 0.00	\$ 0.00
Interest	\$ 0.00	\$ 0.00	\$ 0.00	\$ 0.00
LEVIED BUT UNPAID JUDGMENT OBLIGATIONS OUTSTANDING JUNE 30, 2015				
Principal	\$ 0.00	\$ 0.00	\$ 0.00	\$ 0.00
Interest	\$ 0.00	\$ 0.00	\$ 0.00	\$ 0.00
Total	\$ 0.00	\$ 0.00	\$ 0.00	\$ 0.00

Schedule 3, Prepaid Judgments as of June 30, 2016				
Prepaid Judgments On Indebtedness Originating After January 8, 1937				
NAME OF JUDGMENT				
CASE NUMBER				
NAME OF COURT				
Principal Amount of Judgment	\$ 0.00	\$ 0.00	\$ 0.00	\$ 0.00
Tax Levies Made	0	0	0	0
Unreimbursed Balance At June 30, 2015	\$ 0.00	\$ 0.00	\$ 0.00	\$ 0.00
Reimbursement By 2015-2016 Tax Levy	\$ 0.00	\$ 0.00	\$ 0.00	\$ 0.00
Annual Accrual On Prepaid Judgments	\$ 0.00	\$ 0.00	\$ 0.00	\$ 0.00
Stricken By Court Order	\$ 0.00	\$ 0.00	\$ 0.00	\$ 0.00
Asset Balance	\$ 0.00	\$ 0.00	\$ 0.00	\$ 0.00

S.A.&I. Form 2661R06 Entity: Carnegie I-033 , Caddo County

04-Aug-16

See Attached Accountant's Compilation Report

SINKING FUND ACCOUNTS COVERING THE PERIOD JULY 1, 2015 TO JUNE 30, 2016
ESTIMATE OF NEEDS FOR 2016-2017

EXHIBIT "E"

Page 37

Schedule 2, Detail of Judgment Indebtedness as of June 30, 2016 - Not Affecting Homesteads (New)						
Judgments For Indebtedness Originally Incurred After January 8, 1937. (New)						
						TOTAL ALL JUDGMENTS
\$ 0.00	\$ 0.00	\$ 0.00	\$ 0.00	\$ 0.00	\$ 0.00	\$ 0.00
0.00%	0.00%	0.00%	0.00%	0.00%	0.00%	
0	0	0	0	0	0	
\$ 0.00	\$ 0.00	\$ 0.00	\$ 0.00	\$ 0.00	\$ 0.00	\$ 0.00
\$ 0.00	\$ 0.00	\$ 0.00	\$ 0.00	\$ 0.00	\$ 0.00	\$ 0.00
\$ 0.00	\$ 0.00	\$ 0.00	\$ 0.00	\$ 0.00	\$ 0.00	\$ 0.00
\$ 0.00	\$ 0.00	\$ 0.00	\$ 0.00	\$ 0.00	\$ 0.00	\$ 0.00
\$ 0.00	\$ 0.00	\$ 0.00	\$ 0.00	\$ 0.00	\$ 0.00	\$ 0.00
\$ 0.00	\$ 0.00	\$ 0.00	\$ 0.00	\$ 0.00	\$ 0.00	\$ 0.00
\$ 0.00	\$ 0.00	\$ 0.00	\$ 0.00	\$ 0.00	\$ 0.00	\$ 0.00
\$ 0.00	\$ 0.00	\$ 0.00	\$ 0.00	\$ 0.00	\$ 0.00	\$ 0.00
\$ 0.00	\$ 0.00	\$ 0.00	\$ 0.00	\$ 0.00	\$ 0.00	\$ 0.00
\$ 0.00	\$ 0.00	\$ 0.00	\$ 0.00	\$ 0.00	\$ 0.00	\$ 0.00
\$ 0.00	\$ 0.00	\$ 0.00	\$ 0.00	\$ 0.00	\$ 0.00	\$ 0.00
\$ 0.00	\$ 0.00	\$ 0.00	\$ 0.00	\$ 0.00	\$ 0.00	\$ 0.00
\$ 0.00	\$ 0.00	\$ 0.00	\$ 0.00	\$ 0.00	\$ 0.00	\$ 0.00
\$ 0.00	\$ 0.00	\$ 0.00	\$ 0.00	\$ 0.00	\$ 0.00	\$ 0.00
\$ 0.00	\$ 0.00	\$ 0.00	\$ 0.00	\$ 0.00	\$ 0.00	\$ 0.00

						TOTAL ALL PREPAID JUDGMENTS
\$ 0.00	\$ 0.00	\$ 0.00	\$ 0.00	\$ 0.00	\$ 0.00	\$ 0.00
0	0	0	0	0	0	
\$ 0.00	\$ 0.00	\$ 0.00	\$ 0.00	\$ 0.00	\$ 0.00	\$ 0.00
\$ 0.00	\$ 0.00	\$ 0.00	\$ 0.00	\$ 0.00	\$ 0.00	\$ 0.00
\$ 0.00	\$ 0.00	\$ 0.00	\$ 0.00	\$ 0.00	\$ 0.00	\$ 0.00
\$ 0.00	\$ 0.00	\$ 0.00	\$ 0.00	\$ 0.00	\$ 0.00	\$ 0.00
\$ 0.00	\$ 0.00	\$ 0.00	\$ 0.00	\$ 0.00	\$ 0.00	\$ 0.00
\$ 0.00	\$ 0.00	\$ 0.00	\$ 0.00	\$ 0.00	\$ 0.00	\$ 0.00

S.A.&I. Form 2661R06 Entity: Carnegie I-033 , Caddo County

04-Aug-16

See Attached Accountant's Compilation Report

SINKING FUND ACCOUNTS COVERING THE PERIOD JULY 1, 2015 TO JUNE 30, 2016
ESTIMATE OF NEEDS FOR 2016-2017

Page 38

EXHIBIT "E"

Schedule 4, Sinking Fund Cash Statement		
	SINKING FUND	
	Detail	Extension
Revenue Receipts and Disbursements		
Cash on Hand June 30, 2015		\$320,585.88
Investments Since Liquidated	\$0.00	
COLLECTED AND APPORTIONED:		
Contributions From Other Districts		
2014 and Prior Ad Valorem Tax	7,368.69	
2015 Ad Valorem Tax	272,053.09	
Miscellaneous Receipts	7,619.02	
TOTAL RECEIPTS		\$287,040.80
TOTAL RECEIPTS AND BALANCE		\$607,626.68
DISBURSEMENTS:		
Coupons Paid	\$6,482.50	
Interest Paid on Past-Due Coupons		
Bonds Paid	590,000.00	
Interest Paid on Past-Due Bonds		
Commission Paid to Fiscal Agency		
Judgments Paid	0.00	
Interest Paid on Such Judgments	0.00	
Investments Purchased	0.00	
Judgments Paid Under 62 O.S. 1981, Sect 435		
TOTAL DISBURSEMENTS		\$596,482.50
CASH BALANCE ON HAND JUNE 30, 2016		\$11,144.18

Schedule 5, Sinking Fund Balance Sheet		
	SINKING FUND	
	Detail	Extension
Cash Balance on Hand June 30, 2016		\$11,144.18
Legal Investments Properly Maturing	\$0.00	
Judgments Paid to Recover by Tax Levy	0.00	
TOTAL LIQUID ASSETS		\$11,144.18
DEDUCT MATURED INDEBTEDNESS:		
a. Past-Due Coupons	\$0.00	
b. Interest Accrued Thereon		
c. Past-Due Bonds	0.00	
d. Interest Thereon After Last Coupon		
e. Fiscal Agent Commission On Above		
f. Judgements and Interest Levied for But Unpaid	0.00	
TOTAL Items a. Through f. (To Extension Column)		\$0.00
BALANCE OF ASSETS SUBJECT TO ACCRUALS		\$11,144.18
DEDUCT ACCRUAL RESERVES IF ASSETS SUFFICIENT:		
g. Earned Unmatured Interest	\$120.00	
h. Accrual on Final Coupons	0.00	
i. Accrued on Unmatured Bonds	9,444.44	
TOTAL Items g. Through i. (To Extension Column)		\$9,564.44
EXCESS OF ASSETS OVER ACCRUAL RESERVES		\$1,579.74

S.A.&I. Form 2661R06 Entity: Carnegie I-033 , Caddo County

04-Aug-16

See Attached Accountant's Compilation Report

SINKING FUND ACCOUNTS COVERING THE PERIOD JULY 1, 2015 TO JUNE 30, 2016
ESTIMATE OF NEEDS FOR 2016-2017

EXHIBIT "E"

Page 39

Schedule 6, Estimate of Sinking Fund Needs		
	SINKING FUND	
	Computed By Governing Board	Provided By Excise Board
Interest Earnings on Bonds	\$15,703.75	\$15,703.75
Accrual on Unmatured Bonds	305,555.56	305,555.56
Annual Accrual on "Prepaid" Judgments	0.00	0.00
Annual Accrual on Unpaid Judgments	0.00	0.00
Interest on Unpaid Judgments	0.00	0.00
PARTICIPATING CONTRIBUTIONS (Annexations):		
For Credit to School Dist. No.		
For Credit to School Dist. No.		
For Credit to School Dist. No.		
For Credit to School Dist. No.		
Annual Accrual From Exhibit KK	0.00	0.00
TOTAL SINKING FUND PROVISION	\$321,259.31	\$321,259.31

Schedule 7, 2015 Ad Valorem Tax Account - Sinking Funds			
Gross Value \$	0.00		
Net Value \$	18,194,558.00	16.482 Mills	Amount
Total Proceeds of Levy as Certified			\$299,876.85
Additions:			
Deductions:			
Gross Balance Tax			\$299,876.85
Less Reserve For Delinquent Tax			14,415.78
Reserve for Protest Pending			
Balance Available Tax			\$285,461.07
Deduct 2015 Tax Apportioned			272,053.09
Net Balance 2015 Tax in Process of Collection or			13,407.98
Excess Collections			0.00

Schedule 8, Sinking Fund Contributions From Other Districts Due To Boundry Changes		
SCHOOL DISTRICT CONTRIBUTIONS	SINKING FUND	
	Actually Received	Provided For in Budget of Contributing School District
From School District No.		
From School District No.		
From School District No.		
From School District No.		
From School District No.		
From School District No.		
From School District No.		
From School District No.		
From School District No.		
TOTALS	\$0.00	\$0.00

S.A.&I. Form 2661R06 Entity: Carnegie I-033 , Caddo County

04-Aug-16

See Attached Accountant's Compilation Report

Page 40

Schedule 9, Sinking Fund Investments						
INVESTED IN	Investments On Hand June 30, 2015	Since Purchased	Liquidations		Barred by Court Order	Investments On Hand June 30, 2016
			By Collection Of Cost	Amortized Premium		
Cert of Deposit	\$0.00	\$0.00	\$0.00	\$0.00	\$0.00	\$0.00
						0.00
						0.00
						0.00
						0.00
						0.00
						0.00
						0.00
						0.00
						0.00
						0.00
TOTAL INVEST.	\$0.00	\$0.00	\$0.00	\$0.00	\$0.00	\$0.00

04-Aug-16

See Attached Accountant's Compilation Report

SINKING FUND ACCOUNTS COVERING THE PERIOD JULY 1, 2015 TO JUNE 30, 2016
ESTIMATE OF NEEDS FOR 2016-2017

EXHIBIT "E"

Page 41

Schedule 10, Miscellaneous Revenue	
SOURCE	2015-16 ACCOUNT ACTUALLY COLLECTED
1000 DISTRICT SOURCES OF REVENUE:	
1200 Tuition & Fees	\$0.00
1310 Interest Earnings	298.74
1320 Dividends on Insurance Policies	0.00
1330 Premium on Bonds Sold	0.00
1340 Accrued Interest on Bond Sales	650.00
1350 Interest on Taxes	0.00
1360 Earnings From Oklahoma Commission on School Funds Management	0.00
1370 Proceeds From Sale of Original Bonds	0.00
1390 Other Earnings on Investments	0.00
1300 Earnings on Investments and Bond Sales	\$948.74
1410 Rental of School Facilities	0.00
1420 Rental of Property Other Than School Facilities	0.00
1430 Sales of Building and/or Real Estate	0.00
1440 Sales of Equipment, Services and Materials	0.00
1450 Bookstore Revenue	0.00
1460 Commissions	0.00
1470 Shop Revenue	0.00
1490 Other Rental, Disposals and Commissions	0.00
1400 Rental, Disposals and Commissions	\$0.00
1500 Reimbursements	0.00
1600 Other Local Sources of Revenue	0.00
1700 Child Nutrition Programs	0.00
1800 Athletics	0.00
TOTAL	\$948.74
2000 INTERMEDIATE SOURCES OF REVENUE:	
2100 County 4 Mill Ad Valorem Tax	\$0.00
2200 County Apportionment (Mortgage Tax)	0.00
2300 Resale of Property Fund Distribution	0.00
2900 Other Intermediate Sources of Revenue	0.00
TOTAL	\$0.00
3000 STATE SOURCES OF REVENUE:	
3100 Total Dedicated Revenue	\$0.00
3200 Total State Aid - General Operations - Non-Categorical	0.00
3300 State Aid - Competitive Grants - Categorical	0.00
3400 State - Categorical	0.00
3500 Special Programs	0.00
3600 Other State Sources of Revenue	10.28
3700 Child Nutrition Program	0.00
3800 State Vocational Programs - Multi-Source	0.00
TOTAL	\$10.28
4000 FEDERAL SOURCES OF REVENUE:	
4000 Federal Sources of Revenue	\$0.00
TOTAL	\$0.00
5000 NON-REVENUE RECEIPTS:	
5100 Return of Assets	\$6,660.00
GRAND TOTAL	\$7,619.02

S.A.&I. Form 2661R06 Entity: Carnegie I-033 , Caddo County

04-Aug-16

See Attached Accountant's Compilation Report

CAPITAL PROJECTS FUND ACCOUNTS COVERING THE PERIOD JULY 1, 2015 TO JUNE 30, 2016
ESTIMATE OF NEEDS FOR 2016-2017

EXHIBIT "G"

Page 44

Capital Project Fund Accounts:	2008 Building Bd #31 Fund 2015-16 Amount	Fund 2015-16 Amount	Fund 2015-16 Amount
Schedule 1, Current Balance Sheet - June 30, 2016			
CURRENT YEAR			
ASSETS:			
Cash Balance June 30, 2016	\$0.00	\$0.00	\$0.00
Investments	0.00	0.00	0.00
TOTAL ASSETS	\$0.00	\$0.00	\$0.00
LIABILITIES AND RESERVES:			
Warrants Outstanding	0.00	0.00	0.00
Reserve for Interest on Warrants	0.00	0.00	0.00
Reserves From Schedule 8	0.00	0.00	0.00
TOTAL LIABILITIES AND RESERVES	\$0.00	\$0.00	\$0.00
CASH FUND BALANCE JUNE 30, 2016	\$0.00	\$0.00	\$0.00
TOTAL LIABILITIES, RESERVES AND CASH FUND BALANCE	\$0.00	\$0.00	\$0.00

Schedule 5, Expenditures Capital Project Fund Accounts of Current Year	2015-16 Amount	2015-16 Amount	2015-16 Amount
CURRENT YEAR			
Cash Balance Reported to Excise Board 6-30-2015	\$0.00	\$0.00	\$0.00
Cash Fund Balance Transferred Out			
Cash Fund Balance Transferred In	227.11	0.00	0.00
Adjusted Cash Balance	\$227.11	\$0.00	\$0.00
Miscellaneous Revenue (Schedule 4)	0.00	0.00	0.00
Cash Fund Balance Forward From Preceding Year	0.00	0.00	0.00
Prior Expenditures Recovered			
TOTAL RECEIPTS	\$0.00	\$0.00	\$0.00
TOTAL RECEIPTS AND BALANCE	\$227.11	\$0.00	\$0.00
Warrants Paid of Year in Caption	227.11	0.00	0.00
Interest Paid Thereon	0.00	0.00	0.00
TOTAL DISBURSEMENTS	\$227.11	\$0.00	\$0.00
CASH BALANCE JUNE 30, 2016	\$0.00	\$0.00	\$0.00
Reserve for Warrants Outstanding	0.00	0.00	0.00
Reserve for Interest on Warrants	0.00	0.00	0.00
Reserves From Schedule 8	0.00	0.00	0.00
TOTAL LIABILITIES AND RESERVE	\$0.00	\$0.00	\$0.00
DEFICIT: (Red Figure)	\$0.00	\$0.00	\$0.00
CASH FUND BALANCE FORWARD TO SUCCEEDING YEAR	\$0.00	\$0.00	\$0.00

Schedule 6, Capital Project Fund Warrant Account of Current Year	2015-16 Amount	2015-16 Amount	2015-16 Amount
CURRENT AND ALL PRIOR YEARS			
Warrants Outstanding 6-30 of Year in Caption	\$0.00	\$0.00	\$0.00
Warrants Registered During Year	227.11	0.00	0.00
TOTAL	\$227.11	\$0.00	\$0.00
Warrants Paid During Year	227.11	0.00	0.00
Warrants Converted to Bonds or Judgments	0.00	0.00	0.00
Warrants Cancelled	0.00	0.00	0.00
Warrants estopped by Statute	0.00	0.00	0.00
TOTAL WARRANTS RETIRED	\$227.11	\$0.00	\$0.00
BALANCE WARRANTS OUTSTANDING JUNE 30, 2016	\$0.00	\$0.00	\$0.00

S.A.&I. Form 2661R06 Entity: Carnegie I-033 , Caddo County

04-Aug-16

See Attached Accountant's Compilation Report

**CAPITAL PROJECTS FUND ACCOUNTS COVERING THE PERIOD JULY 1, 2015 TO JUNE 30, 2016
ESTIMATE OF NEEDS FOR 2016-2017**

EXHIBIT "G"

Page 45

2014 Building Bd #34 Fund 2015-16 Amount	2014 Transp Equip #35 Fund 2015-16 Amount	2016 Building Bd #36 Fund 2015-16 Amount	2016 Transp Equip #37 Fund 2015-16 Amount	Fund 2015-16 Amount	Fund 2015-16 Amount	TOTAL
\$0.00	\$5,775.15	\$515,197.99	\$7,085.60	\$0.00	\$0.00	\$528,058.74
0.00	0.00	0.00	0.00	0.00	0.00	0.00
\$0.00	\$5,775.15	\$515,197.99	\$7,085.60	\$0.00	\$0.00	\$528,058.74
0.00	0.00	0.00	0.00	0.00	0.00	0.00
0.00	0.00	0.00	0.00	0.00	0.00	0.00
0.00	0.00	0.00	0.00	0.00	0.00	0.00
\$0.00	\$0.00	\$0.00	\$0.00	\$0.00	\$0.00	\$0.00
\$0.00	\$5,775.15	\$515,197.99	\$7,085.60	\$0.00	\$0.00	\$528,058.74
\$0.00	\$5,775.15	\$515,197.99	\$7,085.60	\$0.00	\$0.00	\$528,058.74

2015-16 Amount	2015-16 Amount	2015-16 Amount	2015-16 Amount	2015-16 Amount	2015-16 Amount	TOTAL
\$0.00	\$0.00	\$0.00	\$0.00	\$0.00	\$0.00	\$0.00
						0.00
170.07	5,774.07	0.00	0.00	0.00	0.00	6,171.25
\$170.07	\$5,774.07	\$0.00	\$0.00	\$0.00	\$0.00	\$6,171.25
0.00	1.08	515,197.99	85,033.60	0.00	0.00	600,232.67
0.00	0.00	0.00	0.00	0.00	0.00	0.00
						0.00
\$0.00	\$1.08	\$515,197.99	\$85,033.60	\$0.00	\$0.00	\$600,232.67
\$170.07	\$5,775.15	\$515,197.99	\$85,033.60	\$0.00	\$0.00	\$606,403.92
170.07	0.00	0.00	77,948.00	0.00	0.00	78,345.18
0.00	0.00	0.00	0.00	0.00	0.00	0.00
\$170.07	\$0.00	\$0.00	\$77,948.00	\$0.00	\$0.00	\$78,345.18
\$0.00	\$5,775.15	\$515,197.99	\$7,085.60	\$0.00	\$0.00	\$528,058.74
0.00	0.00	0.00	0.00	0.00	0.00	0.00
0.00	0.00	0.00	0.00	0.00	0.00	0.00
0.00	0.00	0.00	0.00	0.00	0.00	0.00
\$0.00	\$0.00	\$0.00	\$0.00	\$0.00	\$0.00	\$0.00
\$0.00	\$0.00	\$0.00	\$0.00	\$0.00	\$0.00	\$0.00
\$0.00	\$5,775.15	\$515,197.99	\$7,085.60	\$0.00	\$0.00	\$528,058.74

2015-16 Amount	2015-16 Amount	2015-16 Amount	2015-16 Amount	2015-16 Amount	2015-16 Amount	Total
\$0.00	\$0.00	\$0.00	\$0.00	\$0.00	\$0.00	\$0.00
170.07	0.00	0.00	77,948.00	0.00	0.00	78,345.18
\$170.07	\$0.00	\$0.00	\$77,948.00	\$0.00	\$0.00	\$78,345.18
170.07	0.00	0.00	77,948.00	0.00	0.00	78,345.18
0.00	0.00	0.00	0.00	0.00	0.00	0.00
0.00	0.00	0.00	0.00	0.00	0.00	0.00
0.00	0.00	0.00	0.00	0.00	0.00	0.00
\$170.07	\$0.00	\$0.00	\$77,948.00	\$0.00	\$0.00	\$78,345.18
\$0.00	\$0.00	\$0.00	\$0.00	\$0.00	\$0.00	\$0.00

S.A.&I. Form 2661R06 Entity: Carnegie I-033 , Caddo County

04-Aug-16

See Attached Accountant's Compilation Report

EXPENDABLE TRUST FUND ACCOUNTS COVERING THE PERIOD JULY 1, 2015 TO JUNE 30, 2016
ESTIMATE OF NEEDS FOR 2016-2017

EXHIBIT "J"

Page 50

Expendable Trust Fund Accounts:	Gifts (#81) Fund 2015-16 Amount	Fund 2015-16 Amount	Fund 2015-16 Amount
Schedule 1, Current Balance Sheet - June 30, 2016			
CURRENT YEAR			
ASSETS:			
Cash Balance June 30, 2016	\$13,500.00	\$0.00	\$0.00
Investments	0.00	0.00	0.00
TOTAL ASSETS	\$13,500.00	\$0.00	\$0.00
LIABILITIES AND RESERVES:			
Warrants Outstanding	0.00	0.00	0.00
Reserve for Interest on Warrants	0.00	0.00	0.00
Reserves From Schedule 8	0.00	0.00	0.00
TOTAL LIABILITIES AND RESERVES	\$0.00	\$0.00	\$0.00
CASH FUND BALANCE JUNE 30, 2016	\$13,500.00	\$0.00	\$0.00
TOTAL LIABILITIES, RESERVES AND CASH FUND BALANCE	\$13,500.00	\$0.00	\$0.00

Schedule 5, Expenditures Trust and Agency Fund Accounts of Current Year	2015-16 Amount	2015-16 Amount	2015-16 Amount
CURRENT YEAR			
Cash Balance Reported to Excise Board 6-30-2015	\$0.00	\$0.00	\$0.00
Cash Fund Balance Transferred Out			
Cash Fund Balance Transferred In	28,000.00		
Adjusted Cash Balance	\$28,000.00	\$0.00	\$0.00
Miscellaneous Revenue (Schedule 4)	0.00	0.00	0.00
Cash Fund Balance Forward From Preceding Year	0.00	0.00	0.00
Prior Expenditures Recovered			
TOTAL RECEIPTS	\$0.00	\$0.00	\$0.00
TOTAL RECEIPTS AND BALANCE	\$28,000.00	\$0.00	\$0.00
Warrants Paid of Year in Caption	14,500.00	0.00	0.00
Interest Paid Thereon	0.00	0.00	0.00
TOTAL DISBURSEMENTS	\$14,500.00	\$0.00	\$0.00
CASH BALANCE JUNE 30, 2016	\$13,500.00	\$0.00	\$0.00
Reserve for Warrants Outstanding	0.00	0.00	0.00
Reserve for Interest on Warrants	0.00	0.00	0.00
Reserves From Schedule 8	0.00	0.00	0.00
TOTAL LIABILITIES AND RESERVE	\$0.00	\$0.00	\$0.00
DEFICIT: (Red Figure)	\$0.00	\$0.00	\$0.00
CASH FUND BALANCE FORWARD TO SUCCEEDING YEAR	\$13,500.00	\$0.00	\$0.00

Schedule 6, Enterprise Fund Warrant Account of Current Year	2015-16 Amount	2015-16 Amount	2015-16 Amount
CURRENT AND ALL PRIOR YEARS			
Warrants Outstanding 6-30 of Year in Caption	\$0.00	\$0.00	\$0.00
Warrants Registered During Year	14,500.00	0.00	0.00
TOTAL	\$14,500.00	\$0.00	\$0.00
Warrants Paid During Year	14,500.00	0.00	0.00
Warrants Converted to Bonds or Judgments	0.00	0.00	0.00
Warrants Cancelled	0.00	0.00	0.00
Warrants estopped by Statute	0.00	0.00	0.00
TOTAL WARRANTS RETIRED	\$14,500.00	\$0.00	\$0.00
BALANCE WARRANTS OUTSTANDING JUNE 30, 2016	\$0.00	\$0.00	\$0.00

S.A.&I. Form 2661R06 Entity: Carnegie I-033 , Caddo County

04-Aug-16

See Attached Accountant's Compilation Report

**EXPENDABLE TRUST FUND ACCOUNTS COVERING THE PERIOD JULY 1, 2015 TO JUNE 30, 2016
ESTIMATE OF NEEDS FOR 2016-2017**

EXHIBIT "J"

Page 51

Fund 2015-16 Amount	Fund 2015-16 Amount	Fund 2015-16 Amount	Fund 2015-16 Amount	Fund 2015-16 Amount	Fund 2015-16 Amount	TOTAL
\$0.00	\$0.00	\$0.00	\$0.00	\$0.00	\$0.00	\$13,500.00
0.00	0.00	0.00	0.00	0.00	0.00	0.00
\$0.00	\$0.00	\$0.00	\$0.00	\$0.00	\$0.00	\$13,500.00
0.00	0.00	0.00	0.00	0.00	0.00	0.00
0.00	0.00	0.00	0.00	0.00	0.00	0.00
0.00	0.00	0.00	0.00	0.00	0.00	0.00
\$0.00	\$0.00	\$0.00	\$0.00	\$0.00	\$0.00	\$0.00
\$0.00	\$0.00	\$0.00	\$0.00	\$0.00	\$0.00	\$13,500.00
\$0.00	\$0.00	\$0.00	\$0.00	\$0.00	\$0.00	\$13,500.00

2015-16 Amount	2015-16 Amount	2015-16 Amount	2015-16 Amount	2015-16 Amount	2015-16 Amount	TOTAL
\$0.00	\$0.00	\$0.00	\$0.00	\$0.00	\$0.00	\$0.00
						0.00
						28,000.00
\$0.00	\$0.00	\$0.00	\$0.00	\$0.00	\$0.00	\$28,000.00
0.00	0.00	0.00	0.00	0.00	0.00	0.00
0.00	0.00	0.00	0.00	0.00	0.00	0.00
						0.00
\$0.00	\$0.00	\$0.00	\$0.00	\$0.00	\$0.00	\$0.00
\$0.00	\$0.00	\$0.00	\$0.00	\$0.00	\$0.00	\$28,000.00
0.00	0.00	0.00	0.00	0.00	0.00	14,500.00
0.00	0.00	0.00	0.00	0.00	0.00	0.00
\$0.00	\$0.00	\$0.00	\$0.00	\$0.00	\$0.00	\$14,500.00
\$0.00	\$0.00	\$0.00	\$0.00	\$0.00	\$0.00	\$13,500.00
0.00	0.00	0.00	0.00	0.00	0.00	0.00
0.00	0.00	0.00	0.00	0.00	0.00	0.00
0.00	0.00	0.00	0.00	0.00	0.00	0.00
\$0.00	\$0.00	\$0.00	\$0.00	\$0.00	\$0.00	\$0.00
\$0.00	\$0.00	\$0.00	\$0.00	\$0.00	\$0.00	\$0.00
\$0.00	\$0.00	\$0.00	\$0.00	\$0.00	\$0.00	\$13,500.00

2015-16 Amount	2015-16 Amount	2015-16 Amount	2015-16 Amount	2015-16 Amount	2015-16 Amount	Total
\$0.00	\$0.00	\$0.00	\$0.00	\$0.00	\$0.00	\$0.00
0.00	0.00	0.00	0.00	0.00	0.00	14,500.00
\$0.00	\$0.00	\$0.00	\$0.00	\$0.00	\$0.00	\$14,500.00
0.00	0.00	0.00	0.00	0.00	0.00	14,500.00
0.00	0.00	0.00	0.00	0.00	0.00	0.00
0.00	0.00	0.00	0.00	0.00	0.00	0.00
0.00	0.00	0.00	0.00	0.00	0.00	0.00
\$0.00	\$0.00	\$0.00	\$0.00	\$0.00	\$0.00	\$14,500.00
\$0.00	\$0.00	\$0.00	\$0.00	\$0.00	\$0.00	\$0.00

S.A.&I. Form 2661R06 Entity: Carnegie I-033 , Caddo County

04-Aug-16

See Attached Accountant's Compilation Report

CERTIFICATE OF EXCISE BOARD

State of Oklahoma, County of Caddo

We, do further certify that we have examined the statement of estimated needs for the current fiscal year ending June 30, 2016, as certified by the Board of Education of Carnegie Public Schools, District Number I-033 of said County and State, and its financial statement for the preceding year, and in so doing we have diligently performed the duties imposed upon this Excise Board by 68 O.S. 2001 Section 3007, by (1) ascertaining that the financial statements, as to the statistics therein contained, reflect the true fiscal condition at the close of the fiscal year, or caused the same to be corrected so to show; (2) struck from the estimate of needs so submitted any items not authorized by law and reduced to the sum authorized by law any items restricted by statute as to the amount lawfully expendable therefor; (3) supplemented such estimate, after appropriate action, by an estimate of needs prepared by this Excise Board to make provision for mandatory functions based upon statistics authoritatively submitted; (4) computed the total means available to each fund in the manner provided, applying the Governing Board's estimate of revenue to be derived from surplus tax of the immediately preceding year and from sources other than ad valorem tax, or reduced such estimate to not less than the lawfully authorized ratio of the several sums realized from such sources during the preceding fiscal year or to such lesser sum as may reasonably be anticipated under altered law or circumstance and using for such determination the basic collections of the preceding year and the ratios on which distribution or apportionment must be made during the ensuing or current year.

To the several and specific purposes of the estimated needs as certified, we have and do hereby appropriate the surplus balances of cash on hand of the prior year, estimates of income from sources other than ad valorem taxation within the limitation fixed by law, and the proceeds of ad valorem tax levy within the number of mills authorized, either by apportionment by the Legislature, allocation by the excise board or by legal election, all of which appropriations are made in so far as the available surpluses, revenues, and levies will permit, except in that we have also provided that, after deducting items consisting of cash and the revenue from all sources other than the 2016 tax and proceeds of the 2016 tax levy are in excess of the residue of such appropriations, by a sum included for delinquent tax, computed at 10% of such residue. And provided further, if said School District has been ascertained to be a well defined State Aid District, the local budget, as approved and appropriated for, has been applied wholly to its operating accounts.

We further certify that the amount required to be raised from tax, excluding Homesteads, for General Revenue Fund purposes as approved, requires a total ad valorem tax levy of 35.000 Mills. Said levy is within the statutory limit, and if in excess, is within the constitutional limit and has been authorized by a vote of the people of said district, as shown by certificate of the School Board to-wit:

To this District, with valuations shown below, the Excise Board allocated 5.000 Mills, plus 15.000 Mills authorized authorized by the Constitution, plus an emergency levy of 5.000 Mills; plus local support levy of 10.000 Mills;
Total levy for General Fund 35.000 Mills.

We further certify that the amount required to be raised for building fund purposes as approved requires a tax levy of 5.000 Mills, and said levy has been certified as authorized by a vote of the people at an election held for that purpose. We further certify that Assessed Values used in computing Mill-vote levies have been applied as certified by the County Assessor.

We further certify that we have examined the within statements of account and estimated needs or requirements of the Governing Board of Carnegie Public Schools, School District No. I-033 of said County and State, in relation to the Sinking Fund or Funds thereof, and after finding the same correct or having caused the same to be corrected pursuant to 68 O.S. 2001 Section 3009, have approved the requirements therefor to fulfill the conditions of Section 26 and 28 or Article 10, Oklahoma Constitution, and have made and certified a tax levy therefor to the extent of the excess of said total requirements over the total of items 2, 3, 6, and 12 of Exhibit "Y" and any other legal deduction, including a reserve of 10% for delinquent taxes.

CERTIFICATE OF EXCISE BOARD
ESTIMATE OF NEEDS FOR 2016-2017

Page 64

EXHIBIT "Y"					
County Excise Board's Appropriation of Income and Revenue	General Fund	Building Fund	Co-op Fund	Child Nutrition Fund	New Sinking Fund (Exc. Homesteads)
Appropriation Approved and Provision Made	\$4,592,002.22	\$268,383.81	\$0.00	\$356,717.41	\$321,259.31
Appropriation of Revenues:					
Excess of Assets Over Liabilities	938,074.47	188,437.96	0.00	71,717.41	1,579.74
Unclaimed Protest Tax Refunds					
Miscellaneous Estimated Revenues	3,094,627.49	0.00	0.00	285,000.00	None
Est. Value of Surplus Tax in Process	981.37	140.34			None
Sinking Fund Contributions					
Surplus Building Fund Cash					
Total Other Than 2016 Tax	4,033,683.33	188,578.30	0.00	356,717.41	1,579.74
Balance Required	558,318.89	79,805.51	0.00	0.00	319,679.57
Add 10% for Delinquency	55,830.27	7,980.32	0.00	0.00	31,967.96
Total Required for 2016 Tax	614,149.16	87,785.83	0.00	0.00	351,647.53
Rate of Levy Required and Certified	—	—	—	—	20.70 Mills

We further certify that the net assessed valuation of the Property, subject to ad valorem taxes, after the amount of all Homestead Exemptions have been deducted in the said School District as finally equalized and certified by the Board of Equalization for the current year 2016-17 is as follows:

VALUATION AND LEVIES EXCLUDING HOMESTEADS				
County	Real	Personal	Public Service	Total
This County Caddo	\$6,913,768	\$6,157,915	\$1,793,957	\$14,865,640
Joint County Kiowa	549,951	461,846	197,788	1,209,585
Joint County Washita	594,677	238,558	80,338	913,573
Joint County	0	0	0	0
Joint County	0	0	0	0
Joint County	0	0	0	0
Joint County	0	0	0	0
Joint County	0	0	0	0
Joint County	0	0	0	0
Joint County	0	0	0	0
Joint County	0	0	0	0
Joint County	0	0	0	0
Joint County	0	0	0	0
Joint County	0	0	0	0
Total Valuations, All Counties	\$8,058,396	\$6,858,319	\$2,072,083	\$16,988,798

and that the assessed valuations herein certified have been used in computing the rates of mill levies and the proceeds thereof appropriated as aforesaid; and that having ascertained as aforesaid, the aggregate amount to be raised by ad valorem taxation, we thereupon made the above levies therefor as provided by law as follows:

CERTIFICATE OF EXCISE BOARD
ESTIMATE OF NEEDS FOR 2016-2017

Page 65

EXHIBIT "Y" Continued:		PRIMARY COUNTY AND ALL JOINT COUNTIES					
Levies Required and Certified:		Valuation And Levies Excluding Homesteads				Total Required For 2016 Tax	
County		General Fund		Building Fund		Total Valuation	General Building
This County	Caddo	36.03	Mills	5.15	Mills	\$14,865,640	\$535,609.01 \$76,558.05
Joint Co.	Kiowa	37.53	Mills	5.37	Mills	1,209,585	45,395.73 6,495.47
Joint Co.	Washita	36.28	Mills	5.18	Mills	913,573	33,144.43 4,732.31
Joint Co.			Mills		Mills	0	0.00 0.00
Joint Co.			Mills		Mills	0	0.00 0.00
Joint Co.			Mills		Mills	0	0.00 0.00
Joint Co.			Mills		Mills	0	0.00 0.00
Joint Co.			Mills		Mills	0	0.00 0.00
Joint Co.			Mills		Mills	0	0.00 0.00
Joint Co.			Mills		Mills	0	0.00 0.00
Joint Co.			Mills		Mills	0	0.00 0.00
Joint Co.			Mills		Mills	0	0.00 0.00
Joint Co.			Mills		Mills	0	0.00 0.00
Joint Co.			Mills		Mills	0	0.00 0.00
Totals						\$16,988,798	\$614,149.16 \$87,785.83

Sinking Fund 20.70 Mills

and we do hereby order the above levies to be certified forthwith by the Secretary of this Board to the County Assessor of said County, in order that the County Assessor may immediately extend said levies upon the Tax Rolls for the year 2016 without regard to any protest that may be filed against any levies, as required by 68 O. S. 2001, Section 2869.

Signed at Anadarko, Oklahoma, this the 5th day of October, 2016.

[Signature]
Excise Board Member

[Signature]
Excise Board Chairman

[Signature]
Excise Board Member

[Signature]
Excise Board Secretary



Joint School District Levy Certification for Carnegie Public Schools I-033

Career Tech District Number

2 :

General Fund

Kiowa Washita
10.47 10.52

Building Fund

1.05 1.05

State of Oklahoma)

) ss

County of Caddo)

I, Patrice Dolch, Caddo County Clerk, do hereby certify that the above levies are true and correct for the taxable year 2016.

Witness my hand and seal, on October 5th, 2016.

[Signature]
Caddo County Clerk



ALL FUND ACCOUNTS COVERING THE PERIOD JULY 1, 2015 TO JUNE 30, 2016
STATISTICAL DATA FOR 2016-2017

EXHIBIT "Z"

Page 66

Schedule 1, SUMMARY RECAPITULATION OF SCHOOL COSTS FOR THE FISCAL YEAR ENDING JUNE 30, 2016, AND APPORTIONMENT THEREOF					
CLASSIFICATION	ACCUMULATION OF EXPENDITURES AND UNLIQUIDATED COMMITMENTS TO DETERMINE PER CAPITA COSTS				
Expenditures and Reserves	GENERAL REVENUE FUND	CHILD NUTRITION FUND	2015-2016 CONSTITUTIONAL BUILDING FUND EXPENDITURES	2015-2016 ACCRUALS AND COUPON REQUIREMENTS	SPECIAL REVENUE FUNDS
Current Expenditures - Educational	\$3,910,292.31	\$257,731.37	\$97,228.27	\$0.00	\$0.00
Current Expenditures - Transportation	138,883.32	0.00	0.00	0.00	0.00
Current Reserves - Educational	0.00	0.00	0.00	0.00	0.00
Current Reserves - Transportation	0.00	0.00	0.00	0.00	0.00
Capital Expenditures - Educational	0.00	0.00	0.00	596,482.50	0.00
Capital Expenditures - Transportation	0.00	0.00	0.00	0.00	0.00
Capital Reserves - Educational	0.00	0.00	0.00	0.00	0.00
Capital Reserves - Transportation	0.00	0.00	0.00	0.00	0.00
Interest Paid and Reserved	0.00	0.00	0.00	0.00	0.00
TOTALS	\$4,049,175.63	\$257,731.37	\$97,228.27	\$596,482.50	\$0.00
Enumeration	571.74	Average Daily Attend	547.15	Average Daily Haul	421

(Continued below.)

Schedule 1, (Continued)					
CLASSIFICATION	ACCUMULATION OF EXPENDITURES AND UNLIQUIDATED COMMITMENTS TO DETERMINE PER CAPITA COSTS				
Expenditures and Reserves		ENTERPRISE FUNDS	ACTIVITY FUNDS	EXPENDABLE TRUST FUNDS	NONEXPENDABLE TRUST FUNDS
Current Expenditures - Educational	\$0.00	\$0.00	\$0.00	\$0.00	\$0.00
Current Expenditures - Transportation	0.00	0.00	0.00	0.00	0.00
Current Reserves - Educational	0.00	0.00	0.00	0.00	0.00
Current Reserves - Transportation	0.00	0.00	0.00	0.00	0.00
Capital Expenditures - Educational	0.00	0.00	0.00	0.00	0.00
Capital Expenditures - Transportation	0.00	0.00	0.00	0.00	0.00
Capital Reserves - Educational	0.00	0.00	0.00	0.00	0.00
Capital Reserves - Transportation	0.00	0.00	0.00	0.00	0.00
Interest Paid and Reserved	0.00	0.00	0.00	0.00	0.00
TOTALS	\$0.00	\$0.00	\$0.00	\$0.00	\$0.00

(Continued next page.)

ALL FUND ACCOUNTS COVERING THE PERIOD JULY 1, 2015 TO JUNE 30, 2016
STATISTICAL DATA FOR 2016-2017

EXHIBIT "Z"

Page 67

Schedule 1, (Continued)				
CLASSIFICATION			DISTRIBUTION OF OPERATING EXPENSE TO DETERMINE PER CAPITA COST	
Expenditures and Reserves	INTERNAL SERVICE FUNDS	TOTAL OF ALL APPLICABLE COSTS 2015-2016	OPERATION COSTS ONLY	TRANSPORTATION COSTS ONLY
Current Expenditures - Educational	\$0.00	\$4,265,251.95	\$4,265,251.95	\$0.00
Current Expenditures - Transportation	0.00	\$138,883.32	0.00	138,883.32
Current Reserves - Educational	0.00	\$0.00	0.00	0.00
Current Reserves - Transportation	0.00	\$0.00	0.00	0.00
Capital Expenditures - Educational	0.00	\$596,482.50	596,482.50	0.00
Capital Expenditures - Transportation	0.00	\$0.00	0.00	0.00
Capital Reserves - Educational	0.00	\$0.00	0.00	0.00
Capital Reserves - Transportation	0.00	\$0.00	0.00	0.00
Interest Paid and Reserved	0.00	\$0.00	0.00	0.00
TOTALS	\$0.00	\$5,000,617.77	\$4,861,734.45	\$138,883.32
<div> <div>Per Capita Cost - Education</div> <div>\$8,885.56</div> <div>Per Capita Cost - Transportation</div> <div>\$329.89</div> </div>				