

2022 CHEROKEE COUNTY ASSESSOR'S OFFICE REPORT TO THE EXCISE BOARD

07/25/2022

City/Village								
DISTRICT	DESCRIPTION	PERSONAL PROPERTY	REAL PROPERTY	PUBLIC SERVICE	TOTAL VALUATION	HOMESTEAD EXEMPTIONS	OTHER EXEMPTIONS	NET VALUATION
T01	Norwood D-14	586	37,485	3,337	41,408	2,000	0	39,408
T02	Grandview D-34	323,046	6,218,686	58,707	6,600,439	108,500	45,704	6,446,235
T03	Tahlequah I-35	9,137,273	75,029,511	1,895,144	86,061,928	1,129,194	1,298,110	83,634,624
T04	Briggs D-44	106,971	890,283	566	997,820	25,000	27,743	945,077
T05	Hulbert I-16	95,993	1,561,356	142,238	1,799,587	57,658	28,428	1,713,501
T06	Oaks I-5	0	0	436	436	0	0	436
CITY/VILLAGE TOTAL VALUATION		9,663,869	83,737,321	2,100,428	95,501,618	1,322,352	1,399,985	92,779,281

County								
DISTRICT	DESCRIPTION	PERSONAL PROPERTY	REAL PROPERTY	PUBLIC SERVICE	TOTAL VALUATION	HOMESTEAD EXEMPTIONS	OTHER EXEMPTIONS	NET VALUATION
C001	Cherokee County General	20,853,556	236,658,907	11,285,431	268,797,894	6,129,683	5,598,288	257,069,923
COUNTY TOTAL VALUATION		20,853,556	236,658,907	11,285,431	268,797,894	6,129,683	5,598,288	257,069,923

School								
DISTRICT	DESCRIPTION	PERSONAL PROPERTY	REAL PROPERTY	PUBLIC SERVICE	TOTAL VALUATION	HOMESTEAD EXEMPTIONS	OTHER EXEMPTIONS	NET VALUATION
D-10 Low	Lowrey	528,479	5,915,179	307,113	6,750,771	195,000	202,406	6,353,365
D-14 Nor	Norwood	331,245	6,668,278	817,658	7,817,181	253,283	234,370	7,329,528
D-21 Woo	Woodall	739,532	5,578,874	423,149	6,741,555	225,954	290,897	6,224,704
D-26 Sha	Shady Grove	129,444	3,853,501	271,259	4,254,204	166,773	94,616	3,992,815
D-31 Peg	Peggs	469,386	6,029,619	480,095	6,979,100	275,968	195,507	6,507,625
D-34 Gra	Grandview	765,150	17,761,280	583,121	19,109,551	467,826	434,796	18,206,929
D-44 Bri	Briggs	651,342	10,313,707	851,672	11,816,721	409,480	324,468	11,082,773
D-6 Keys	Keys	2,141,315	40,047,701	1,280,526	43,469,542	753,814	1,031,821	41,683,907
D-66 Ten	Tenkiller	546,676	5,286,934	238,850	6,072,460	238,235	137,240	5,696,985
I-11 Rur	Skelly/Westville	15,783	250,211	3,990	269,984	6,000	4,522	259,462
I-16 Hul	Hulbert	1,368,538	16,446,702	1,416,107	19,231,347	546,753	329,059	18,355,535
I-17 Loc	Locust Grove	135,081	1,075,566	4,626	1,215,273	39,333	15,624	1,160,316
I-3 Litt	Little Kansas	88,831	1,298,478	123,450	1,510,759	35,000	58,126	1,417,633
I-35 Tah	Tahlequah	11,480,001	105,541,762	4,223,128	121,244,891	2,170,164	2,048,342	117,026,385

2022 CHEROKEE COUNTY ASSESSOR'S OFFICE REPORT TO THE EXCISE BOARD

07/25/2022

I-3M Ft. Ft Gibson	162,496	6,877,260	102,199	7,141,955	213,000	170,595	6,758,360
I-5 Oaks Oaks	1,300,257	3,713,855	158,488	5,172,600	133,100	25,899	5,013,601
SCHOOL TOTAL VALUATION	20,853,556	236,658,907	11,285,431	268,797,894	6,129,683	5,598,288	257,069,923


Vo-Tech								
DISTRICT	DESCRIPTION	PERSONAL PROPERTY	REAL PROPERTY	PUBLIC SERVICE	TOTAL VALUATION	HOMESTEAD EXEMPTIONS	OTHER EXEMPTIONS	NET VALUATION
Indian C	VoTech Indian C	19,329,387	230,571,008	10,998,867	260,899,262	5,922,250	5,498,639	249,478,373
VoTech11	VoTech 11	1,524,169	6,087,899	286,564	7,898,632	207,433	99,649	7,591,550
VO-TECH TOTAL VALUATION		20,853,556	236,658,907	11,285,431	268,797,894	6,129,683	5,598,288	257,069,923

I, Marsha Trammel, Assessor of Cherokee County Oklahoma, do hereby certify that the foregoing is a true and correct statement of valuations for Real Estate, Personal Property, Public Service and Homestead Exemptions as certified by the State Board of Equalization and shown by the records in the County Assessor's office. Subscribed by my name and affixed the seal of the County Assessor's office on this day of 07/25/2022.

State of Oklahoma)
 Cherokee County) SS

Marsha Trammel

Marsha Trammel
 County Assessor
 Cherokee County



I, County Clerk of Cherokee County Oklahoma, do hereby certify that the above is a true, correct and complete list of the valuations of Cherokee County Oklahoma as certified by the Cherokee County Assessor's office.

Cheryl Trammel

County Clerk
 Cherokee County

Seal

Excise Board:

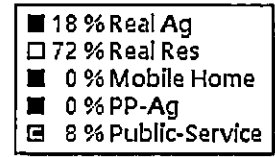
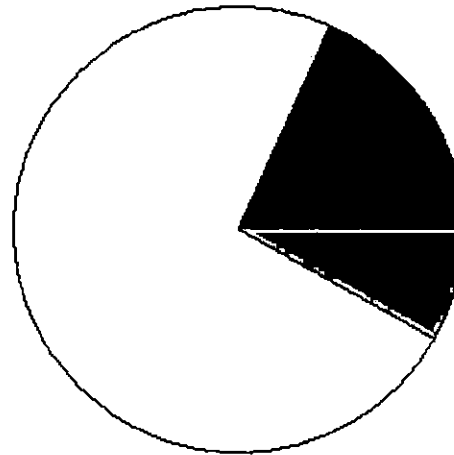
James Haney

Bob George

7-25-22
 Date



Real	Count	Value
Agricultural	1	7,264
Commercial	0	0
Residential	2	30,221
Total Real Value	3	37,485
Homestead	2	2,000
Veteran	0	0
Other	0	0
Total Exempt	2	2,000



TIF Increment Value

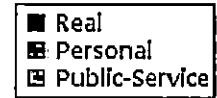
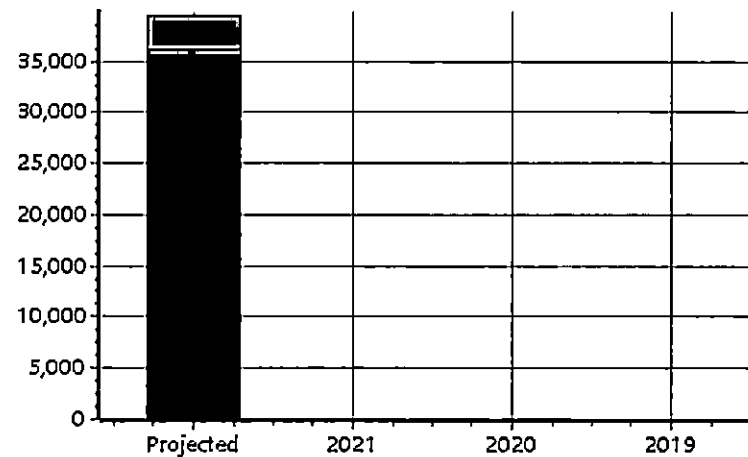
Net Assessed		35,485
Net Assessed Under Protest		
Senior Freeze	0	0
Capped Parcels	2	9,199

Personal	Count	Value
Agricultural	1	300
Commercial	0	0
Mobile Home	1	286
Total Personal	2	586
Total Exempt	0	0

TIF Increment Value

Net Assessed		586
Net Assessed Under Protest		

Public Service	Count	Value
Total PS Value	2	3,337
TIF Increment Value		
Net Assessed		3,337



District Totals	
Total Gross Value	41,408
Homestead Loss	2,000
Other Exemption Loss	0
TIF Increment Value	
Retained TIF Value	
Net Assessed Value	39,408
Net Assessed Under Protest	

* Public Service Protests Values are not included on this report.

Real	Count	Value
Agricultural	20	26,550
Commercial	32	2,314,508
Residential	462	3,877,628
Total Real Value	514	6,218,686
Homestead	98	108,500
Veteran	6	45,704
Other	0	0
Total Exempt	115	154,204

TIF Increment Value

Net Assessed 6,064,482

Net Assessed Under Protest

Senior Freeze	19	72,853
Capped Parcels	301	3,462,765

Personal	Count	Value
Agricultural	6	1,431
Commercial	5	191,281
Mobile Home	60	132,334
Total Personal	71	325,046
Total Exempt	1	2,000

TIF Increment Value

Net Assessed 323,046

Net Assessed Under Protest

Public Service	Count	Value
Total PS Value	3	58,707

TIF Increment Value

Net Assessed 58,707

District Totals

Total Gross Value	6,602,439
Homestead Loss	108,500
Other Exemption Loss	47,704

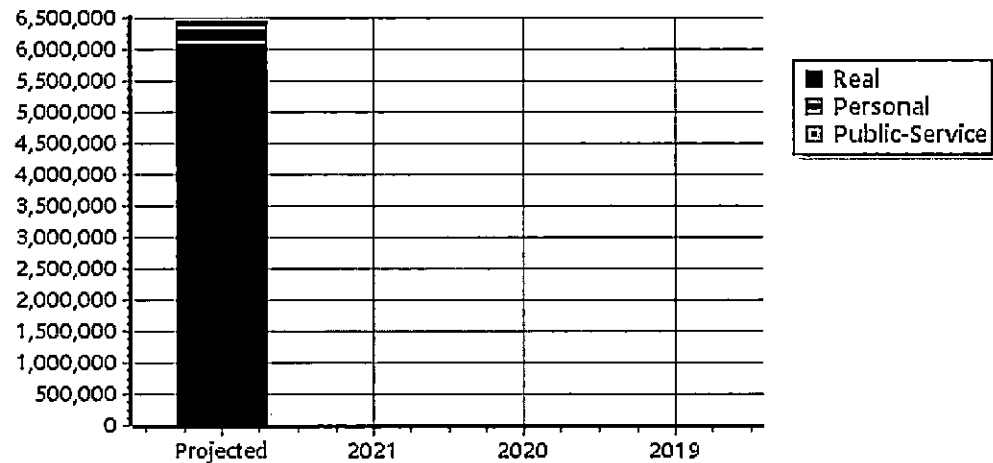

TIF Increment Value

Retained TIF Value

Net Assessed Value 6,446,235

Net Assessed Under Protest

* Public Service Protests Values are not included on this report.



Real	Count	Value
Agricultural	35	98,214
Commercial	801	28,965,362
Residential	4,371	45,965,935
Total Real Value	5,207	75,029,511
Homestead	1,043	1,129,194
Veteran	92	1,298,110
Other	0	0
Total Exempt	1,229	2,427,304

TIF Increment Value

Net Assessed 72,602,207

Net Assessed Under Protest

Senior Freeze	207	846,966
Capped Parcels	2,833	16,451,024

Personal	Count	Value
Agricultural	67	418,713
Commercial	594	8,410,144
Mobile Home	245	308,416
Total Personal	906	9,137,273
Total Exempt	0	0

TIF Increment Value

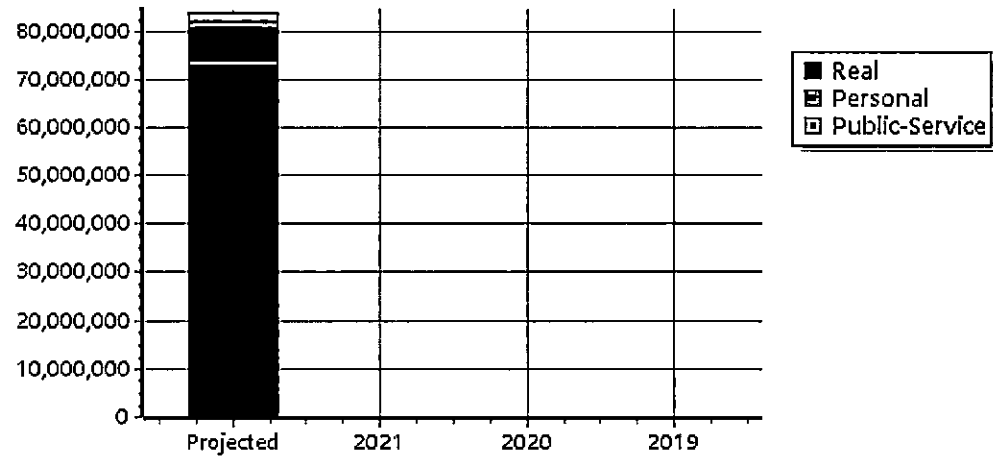
Net Assessed 9,137,273

Net Assessed Under Protest

Public Service	Count	Value
Total PS Value	14	1,895,144
TIF Increment Value		
Net Assessed		1,895,144

District Totals	
Total Gross Value	86,061,928
Homestead Loss	1,129,194
Other Exemption Loss	1,298,110
TIF Increment Value	
Retained TIF Value	
Net Assessed Value	83,634,624
Net Assessed Under Protest	

* Public Service Protests Values are not included on this report.



Real	Count	Value
Agricultural	6	16,653
Commercial	11	346,991
Residential	76	527,639
Total Real Value	93	890,283
Homestead	22	25,000
Veteran	2	27,743
Other	0	0
Total Exempt	27	52,743

TIF Increment Value

Net Assessed 837,540

Net Assessed Under Protest

Senior Freeze	7	16,635
Capped Parcels	60	471,934

Personal	Count	Value
Agricultural	1	3,300
Commercial	6	74,053
Mobile Home	35	29,618
Total Personal	42	106,971
Total Exempt	0	0

TIF Increment Value

Net Assessed 106,971

Net Assessed Under Protest

Public Service	Count	Value
Total PS Value	3	566
TIF Increment Value		
Net Assessed		566

District Totals

Total Gross Value	997,820
Homestead Loss	25,000
Other Exemption Loss	27,743

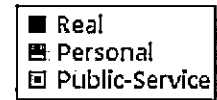
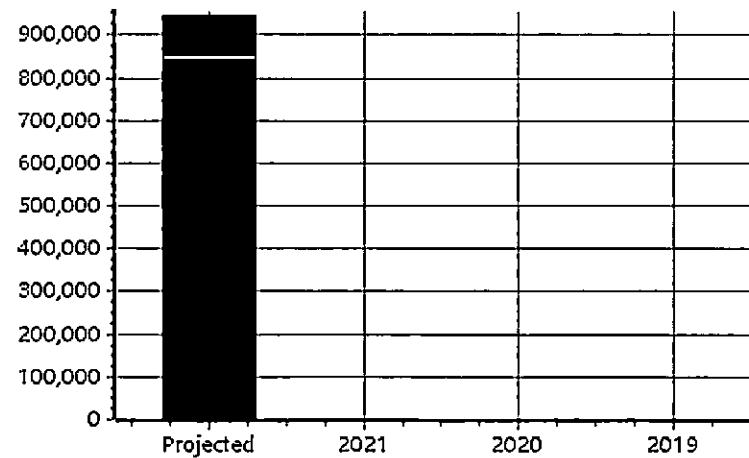
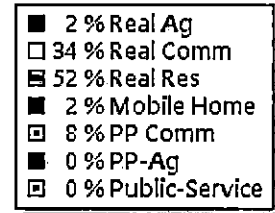
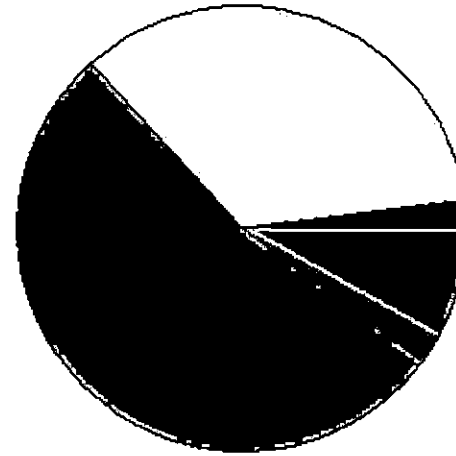
TIF Increment Value

Retained TIF Value

Net Assessed Value 945,077

Net Assessed Under Protest

* Public Service Protests Values are not included on this report.



Real	Count	Value
Agricultural	6	43,322
Commercial	36	546,124
Residential	221	971,910
Total Real Value	263	1,561,356
Homestead	49	57,658
Veteran	5	28,428
Other	0	0
Total Exempt	65	86,086

TIF Increment Value

Net Assessed 1,475,270

Net Assessed Under Protest

Senior Freeze	13	19,524
Capped Parcels	181	705,334

Personal	Count	Value
Agricultural	5	1,176
Commercial	9	62,410
Mobile Home	17	32,407
Total Personal	31	95,993
Total Exempt	0	0

TIF Increment Value

Net Assessed 95,993

Net Assessed Under Protest

Public-Service	Count	Value
Total PS Value	4	142,238

TIF Increment Value

Net Assessed 142,238

District Totals

Total Gross Value	1,799,587
Homestead Loss	57,658
Other Exemption Loss	28,428

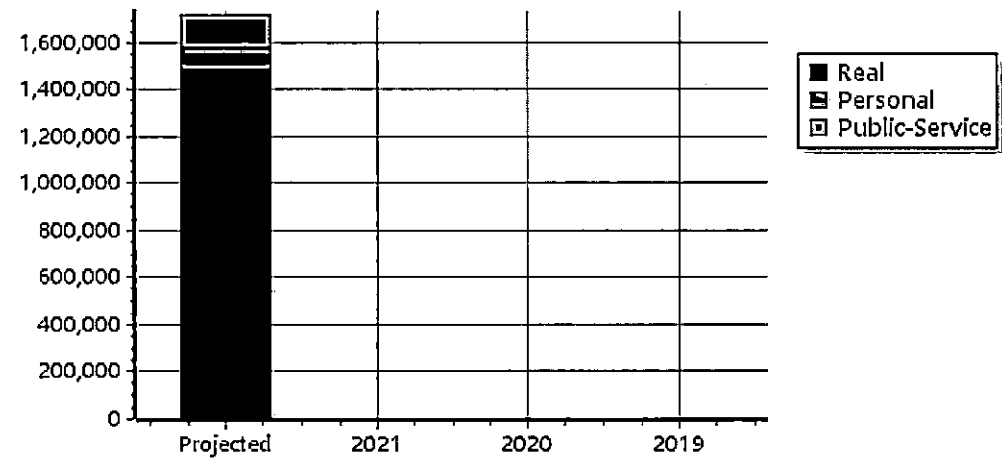
TIF Increment Value

Retained TIF Value


Net Assessed Value 1,713,501

Net Assessed Under Protest

* Public Service Protests Values are not included on this report.

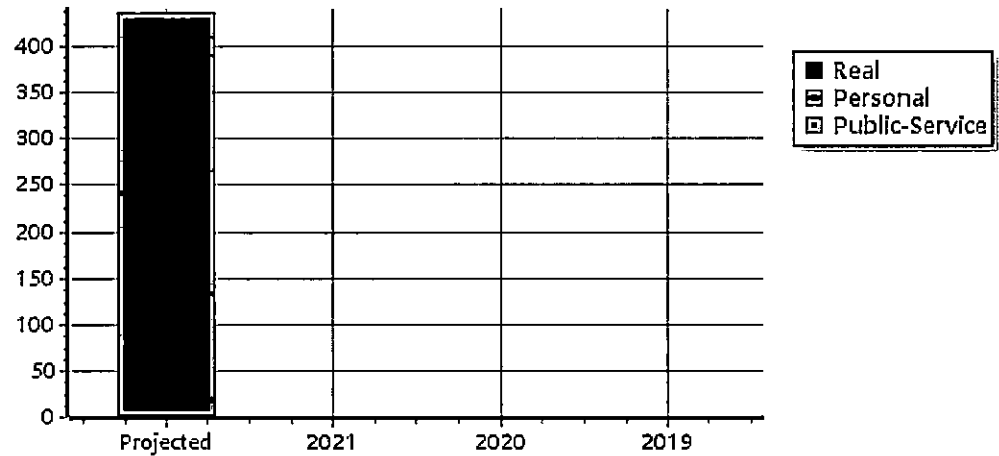


Real	Count	Value
Agricultural	0	0
Commercial	0	0
Residential	0	0
Total Real Value	0	0
Homestead	0	0
Veteran	0	0
Other	0	0
Total Exempt	0	0
TIF Increment Value		
Net Assessed		0
Net Assessed Under Protest		
Senior Freeze	0	0
Capped Parcels	1	2,640



■ 100 % Public-Service

Personal	Count	Value
Agricultural	0	0
Commercial	1	0
Mobile Home	0	0
Total Personal	1	0
Total Exempt	0	0
TIF Increment Value		
Net Assessed		0
Net Assessed Under Protest		
Public Service		
Total PS Value	1	436
TIF Increment Value		
Net Assessed		436



District Totals	
Total Gross Value	436
Homestead Loss	0
Other Exemption Loss	0
TIF Increment Value	
Retained TIF Value	
Net Assessed Value	436
Net Assessed Under Protest	

* Public Service Protests Values are not included on this report.

Real	Count	Value
Agricultural	5,322	27,343,827
Commercial	1,294	40,965,540
Residential	26,473	168,349,540
Total Real Value	33,089	236,658,907
Homestead	5,661	6,129,683
Veteran	499	5,598,288
Other	0	0
Total Exempt	6,678	11,727,971

TIF Increment Value

Net Assessed 224,930,936

Net Assessed Under Protest

Senior Freeze	1,120	4,197,257
Capped Parcels	16,531	55,886,600

Personal	Count	Value
Agricultural	1,986	2,568,182
Commercial	1,158	13,456,941
Mobile Home	2,619	4,833,696
Total Personal	5,763	20,858,819
Total Exempt	5	5,263

TIF Increment Value

Net Assessed 20,853,556

Net Assessed Under Protest

Public Service	Count	Value
Total PS Value	152	11,285,431

TIF Increment Value


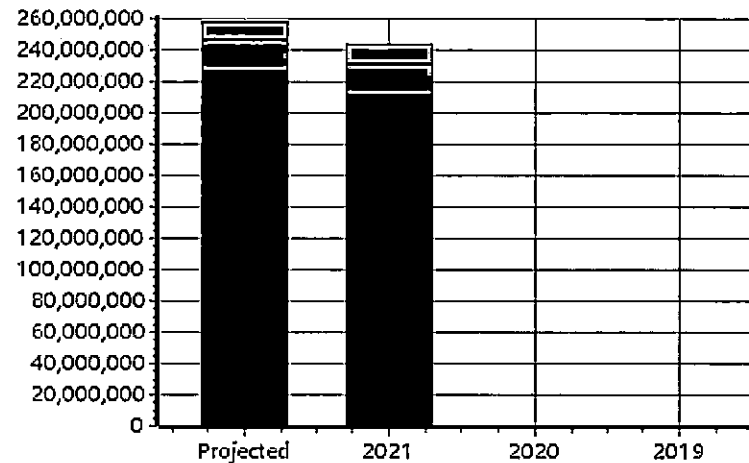
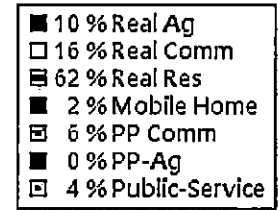
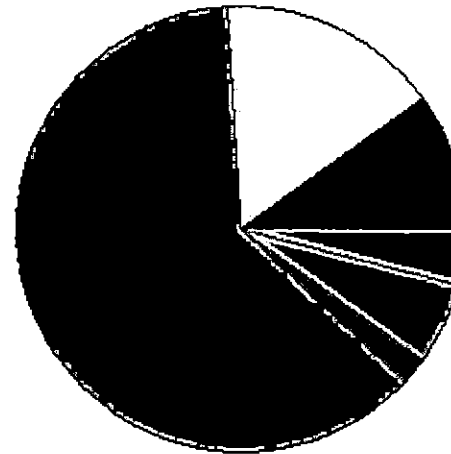
Net Assessed 11,285,431

District Totals

Total Gross Value	268,803,157
Homestead Loss	6,129,683
Other Exemption Loss	5,603,551
TIF Increment Value	
Retained TIF Value	
Net Assessed Value	257,069,923

Net Assessed Under Protest

* Public Service Protests Values are not included on this report.



Real	Count	Value
Agricultural	419	2,320,545
Commercial	19	390,081
Residential	638	3,204,553
Total Real Value	1,076	5,915,179
Homestead	178	195,000
Veteran	16	202,406
Other	0	0
Total Exempt	211	397,406

TIF Increment Value

Net Assessed 5,517,773

Net Assessed Under Protest

Senior Freeze	34	169,800
Capped Parcels	618	1,502,624

Personal	Count	Value
Agricultural	147	118,104
Commercial	37	250,340
Mobile Home	98	160,035
Total Personal	282	528,479
Total Exempt	0	0

TIF Increment Value

Net Assessed 528,479

Net Assessed Under Protest

Public Service	Count	Value
Total PS Value	6	307,113

TIF Increment Value

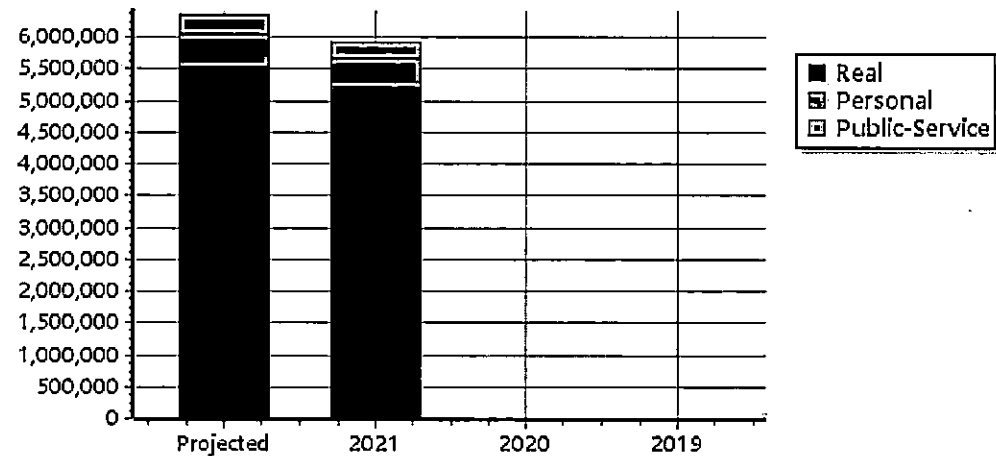
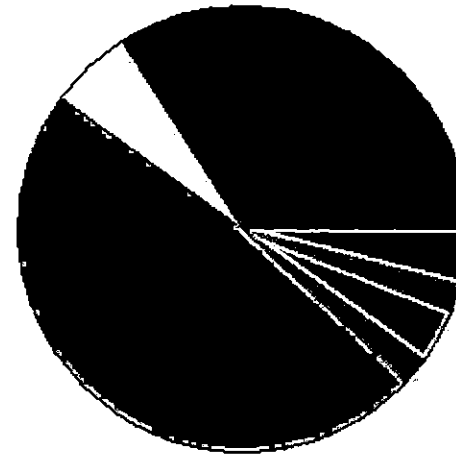
Net Assessed 307,113

District Totals

Total Gross Value	6,750,771
Homestead Loss	195,000
Other Exemption Loss	202,406
TIF Increment Value	
Retained TIF Value	
Net Assessed Value	6,353,365

Net Assessed Under Protest

* Public Service Protests Values are not included on this report.



Real	Count	Value
Agricultural	300	1,315,298
Commercial	4	53,378
Residential	852	5,299,602
Total Real Value	1,156	6,668,278
Homestead	237	253,283
Veteran	27	234,370
Other	0	0
Total Exempt	281	487,653

TIF Increment Value

Net Assessed 6,180,625

Net Assessed Under Protest

Senior Freeze	33	102,940
Capped Parcels	534	1,706,489

Personal	Count	Value
Agricultural	136	108,908
Commercial	16	38,893
Mobile Home	87	183,444
Total Personal	239	331,245
Total Exempt	0	0

TIF Increment Value

Net Assessed 331,245

Net Assessed Under Protest

Public Service	Count	Value
Total PS Value	12	817,658

TIF Increment Value

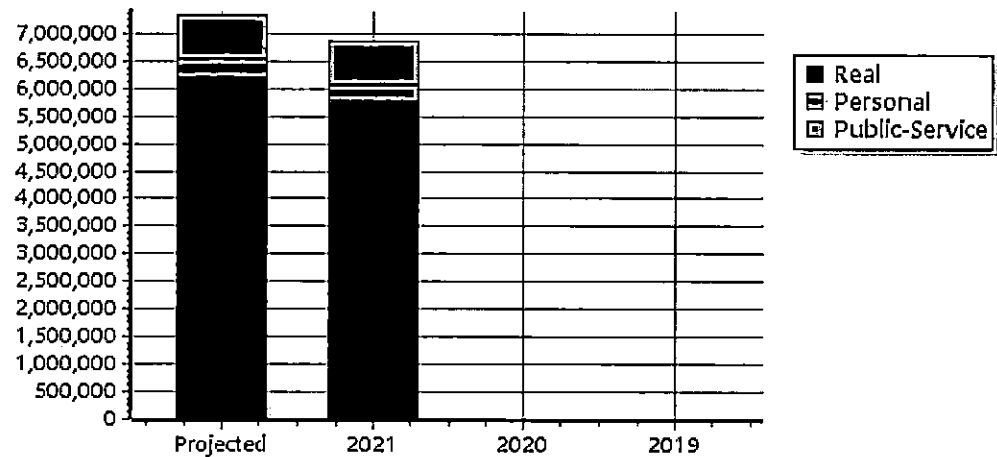
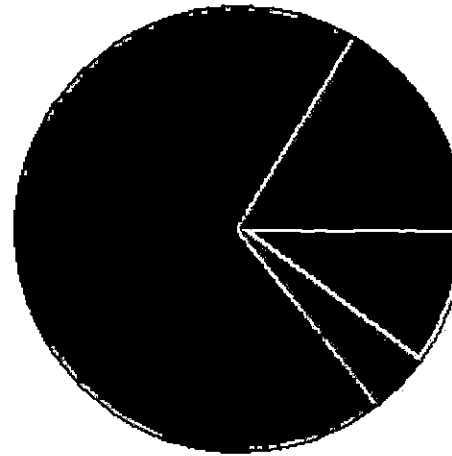
Net Assessed 817,658

District Totals

Total Gross Value	7,817,181
Homestead Loss	253,283
Other Exemption Loss	234,370
TIF Increment Value	
Retained TIF Value	
Net Assessed Value	7,329,528

Net Assessed Under Protest

* Public Service Protests Values are not included on this report.



Real	Count	Value
Agricultural	177	955,194
Commercial	26	433,741
Residential	648	4,189,939
Total Real Value	851	5,578,874
Homestead	213	225,954
Veteran	23	290,897
Other	0	0
Total Exempt	252	516,851

TIF Increment Value

Net Assessed 5,062,023

Net Assessed Under Protest

Senior Freeze	34	114,556
Capped Parcels	364	896,530

Personal	Count	Value
Agricultural	50	30,940
Commercial	21	510,237
Mobile Home	112	199,839
Total Personal	183	741,016
Total Exempt	2	1,484

TIF Increment Value

Net Assessed 739,532

Net Assessed Under Protest

Public Service	Count	Value
Total PS Value	6	423,149

TIF Increment Value

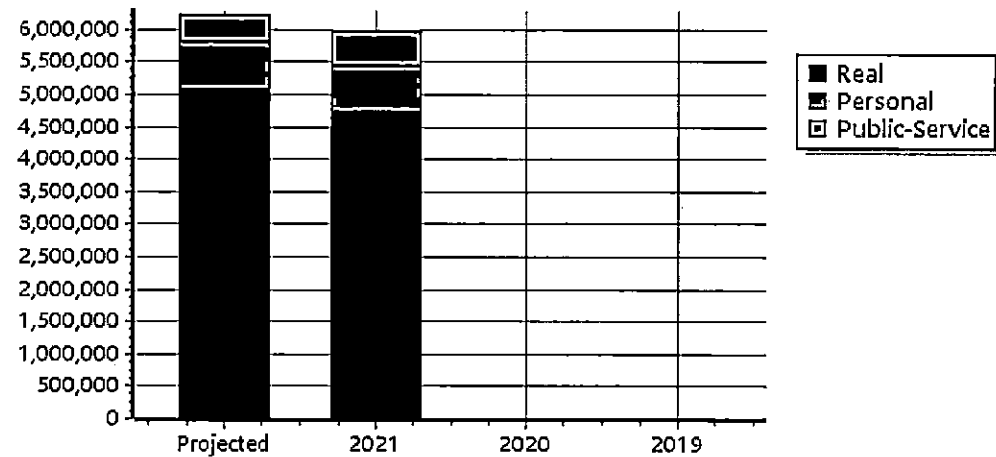
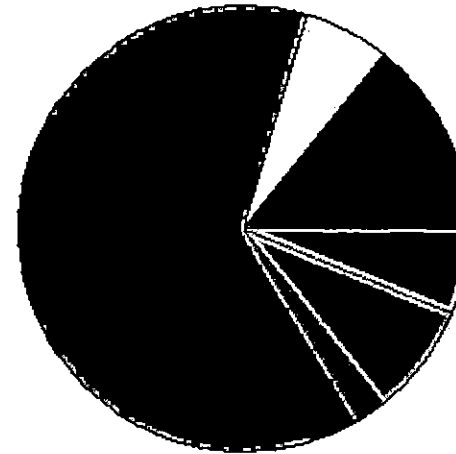
Net Assessed 423,149

District Totals

Total Gross Value	6,743,039
Homestead Loss	225,954
Other Exemption Loss	292,381
TIF Increment Value	
Retained TIF Value	
Net Assessed Value	6,224,704

Net Assessed Under Protest

* Public Service Protests Values are not included on this report.



Real	Count	Value
Agricultural	225	1,215,341
Commercial	2	18,673
Residential	381	2,619,487
Total Real Value	608	3,853,501
Homestead	154	166,773
Veteran	11	94,616
Other	0	0
Total Exempt	178	261,389

TIF Increment Value

Net Assessed 3,592,112

Net Assessed Under Protest

Senior Freeze	30	196,760
Capped Parcels	312	916,919

Personal	Count	Value
Agricultural	72	35,320
Commercial	13	9,244
Mobile Home	44	84,880
Total Personal	129	129,444
Total Exempt	0	0

TIF Increment Value

Net Assessed 129,444

Net Assessed Under Protest

Public Service	Count	Value
Total PS Value	5	271,259

TIF Increment Value

Net Assessed 271,259

District Totals

Total Gross Value	4,254,204
Homestead Loss	166,773
Other Exemption Loss	94,616

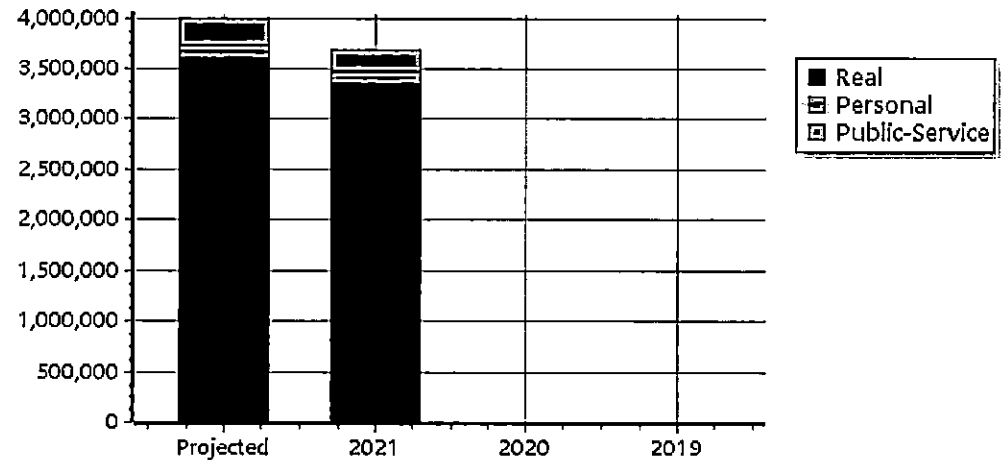
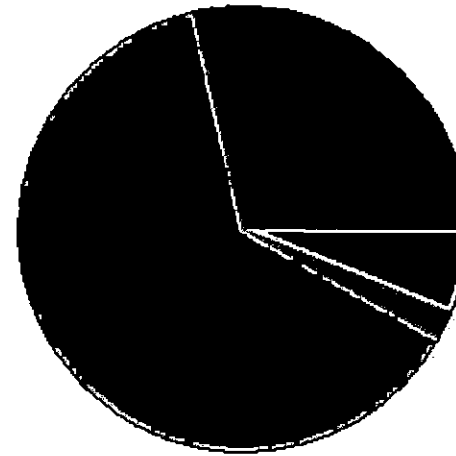
TIF Increment Value

Retained TIF Value

Net Assessed Value 3,992,815

Net Assessed Under Protest

* Public Service Protests Values are not included on this report.



Real	Count	Value
Agricultural	536	1,949,764
Commercial	10	314,623
Residential	843	3,765,232
Total Real Value	1,389	6,029,619
Homestead	253	275,968
Veteran	19	195,507
Other	0	0
Total Exempt	297	471,475

TIF Increment Value

Net Assessed 5,558,144

Net Assessed Under Protest

Senior Freeze	52	210,237
Capped Parcels	773	1,524,614

Personal	Count	Value
Agricultural	135	81,188
Commercial	43	145,395
Mobile Home	116	242,803
Total Personal	294	469,386
Total Exempt	0	0

TIF Increment Value

Net Assessed 469,386

Net Assessed Under Protest

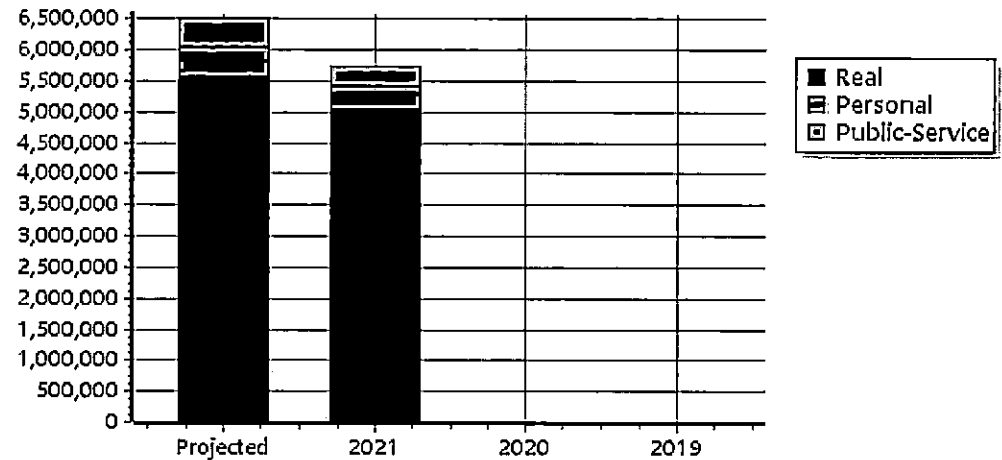
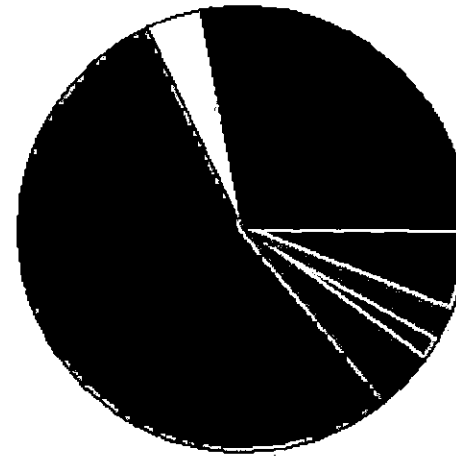
Public Service	Count	Value
Total PS Value	9	480,095
TIF Increment Value		
Net Assessed		480,095

District Totals

Total Gross Value	6,979,100
Homestead Loss	275,968
Other Exemption Loss	195,507
TIF Increment Value	
Retained TIF Value	
Net Assessed Value	6,507,625

Net Assessed Under Protest

* Public Service Protests Values are not included on this report.



Real	Count	Value
Agricultural	231	1,643,931
Commercial	64	2,690,634
Residential	1,634	13,426,715
Total Real Value	1,929	17,761,280
Homestead	438	467,826
Veteran	41	434,796
Other	0	0
Total Exempt	514	902,622

TIF Increment Value

Net Assessed 16,858,658

Net Assessed Under Protest

Senior Freeze	81	312,513
Capped Parcels	1,130	6,707,195

Personal	Count	Value
Agricultural	114	58,486
Commercial	33	264,531
Mobile Home	239	444,133
Total Personal	386	767,150
Total Exempt	1	2,000

TIF Increment Value

Net Assessed 765,150

Net Assessed Under Protest

Public Service	Count	Value
Total PS Value	8	583,121

TIF Increment Value

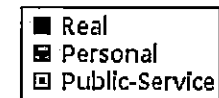
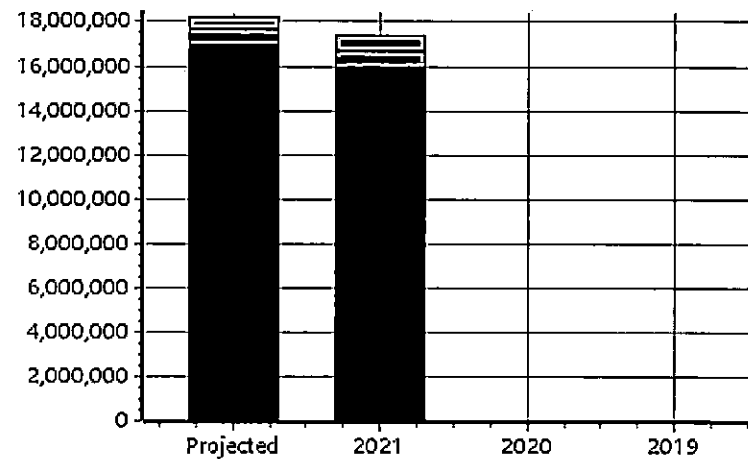
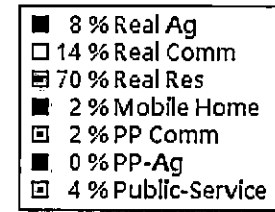
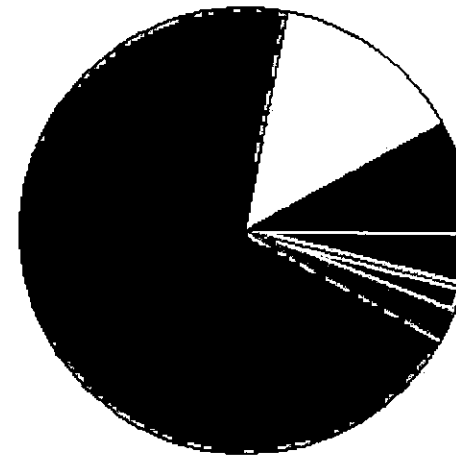
Net Assessed 583,121

District Totals

Total Gross Value	19,111,551
Homestead Loss	467,826
Other Exemption Loss	436,796
TIF Increment Value	
Retained TIF Value	
Net Assessed Value	18,206,929

Net Assessed Under Protest

* Public Service Protests Values are not included on this report.



Real	Count	Value
Agricultural	506	2,239,848
Commercial	45	818,653
Residential	1,210	7,255,206
Total Real Value	1,761	10,313,707
Homestead	367	409,480
Veteran	29	324,468
Other	0	0
Total Exempt	441	733,948

TIF Increment Value

Net Assessed 9,579,759

Net Assessed Under Protest

Senior Freeze	81	307,964
Capped Parcels	1,027	2,774,243

Personal	Count	Value
Agricultural	126	77,216
Commercial	38	227,094
Mobile Home	209	347,032
Total Personal	373	651,342
Total Exempt	0	0

TIF Increment Value

Net Assessed 651,342

Net Assessed Under Protest

Public Service	Count	Value
Total PS Value	13	851,672

TIF Increment Value

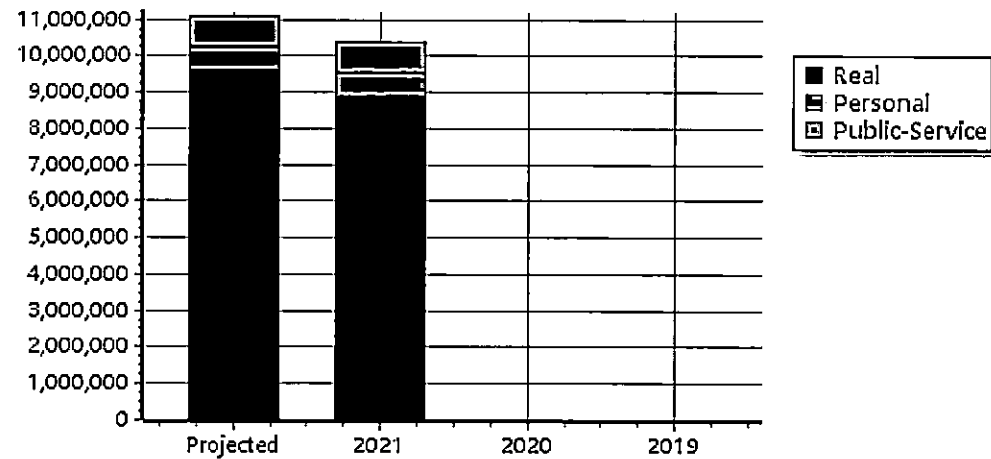
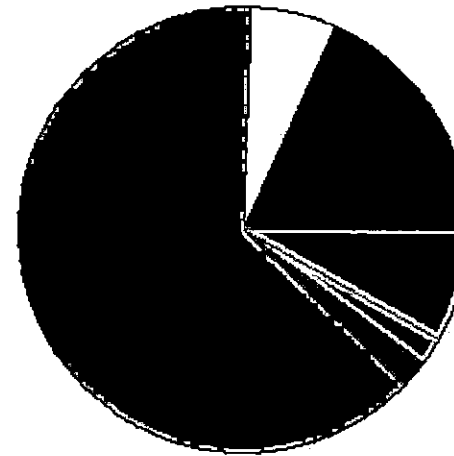
Net Assessed 851,672

District Totals

Total Gross Value	11,816,721
Homestead Loss	409,480
Other Exemption Loss	324,468
TIF Increment Value	
Retained TIF Value	
Net Assessed Value	11,082,773

Net Assessed Under Protest

* Public Service Protests Values are not included on this report.



Real	Count	Value
Agricultural	540	2,243,392
Commercial	121	2,635,117
Residential	5,804	35,169,192
Total Real Value	6,465	40,047,701
Homestead	705	753,814
Veteran	86	1,031,821
Other	0	0
Total Exempt	842	1,785,635

TIF Increment Value

Net Assessed 38,262,066

Net Assessed Under Protest

Senior Freeze	134	481,039
Capped Parcels	3,097	7,203,117

Personal	Count	Value
Agricultural	216	385,285
Commercial	98	903,194
Mobile Home	463	852,836
Total Personal	777	2,141,315
Total Exempt	0	0

TIF Increment Value

Net Assessed 2,141,315

Net Assessed Under Protest

Public Service	Count	Value
Total PS Value	17	1,280,526

TIF Increment Value

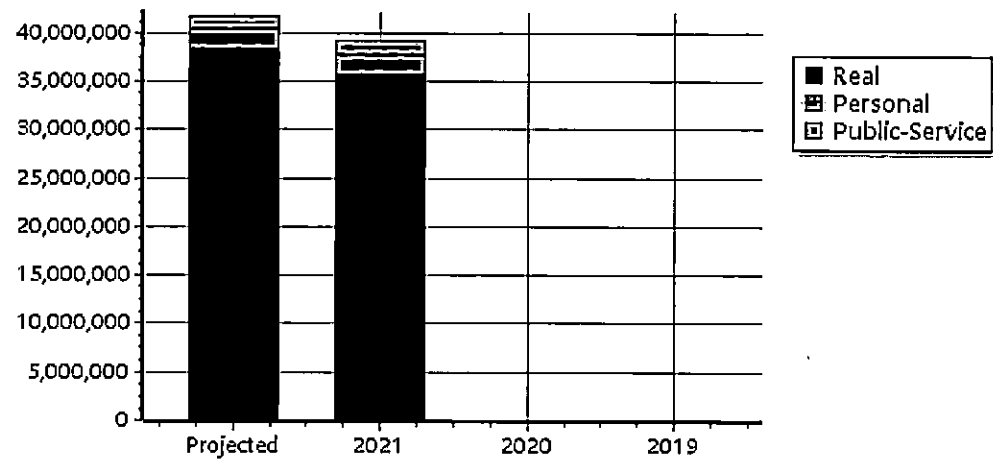
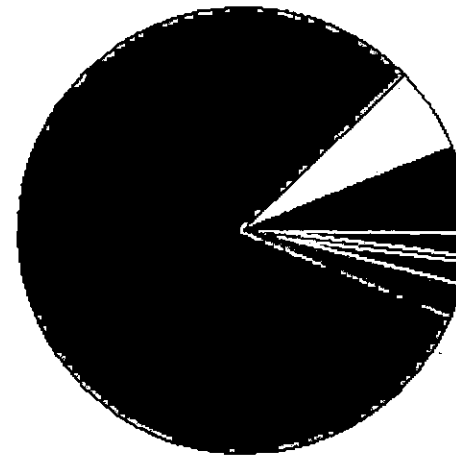
Net Assessed 1,280,526

District Totals

Total Gross Value	43,469,542
Homestead Loss	753,814
Other Exemption Loss	1,031,821
TIF Increment Value	
Retained TIF Value	
Net Assessed Value	41,683,907

Net Assessed Under Protest

* Public Service Protests Values are not included on this report.



Real	Count	Value
Agricultural	298	1,325,661
Commercial	12	209,937
Residential	1,088	3,751,336
Total Real Value	1,398	5,286,934
Homestead	212	238,235
Veteran	20	137,240
Other	0	0
Total Exempt	261	375,475

TIF Increment Value

Net Assessed 4,911,459

Net Assessed Under Protest

Senior Freeze	63	138,694
Capped Parcels	736	1,411,874

Personal	Count	Value
Agricultural	80	57,919
Commercial	26	153,725
Mobile Home	182	335,032
Total Personal	288	546,676

Total Exempt 0 0

TIF Increment Value

Net Assessed 546,676

Net Assessed Under Protest

Public Service	Count	Value
Total PS Value	9	238,850

TIF Increment Value

Net Assessed 238,850

District Totals

Total Gross Value	6,072,460
Homestead Loss	238,235
Other Exemption Loss	137,240

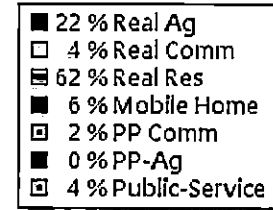
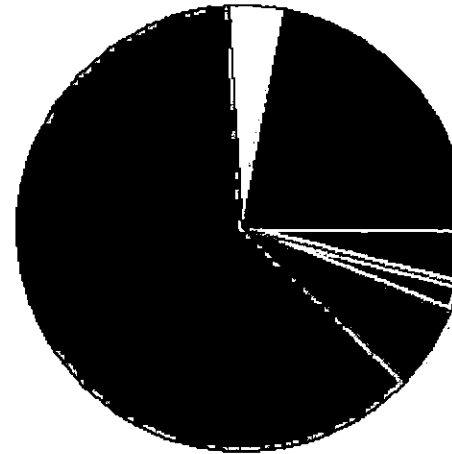
TIF Increment Value

Retained TIF Value

Net Assessed Value 5,696,985

Net Assessed Under Protest

* Public Service Protests Values are not included on this report.



Real	Count	Value
Agricultural	55	127,444
Commercial	0	0
Residential	218	122,767
Total Real Value	273	250,211
Homestead	6	6,000
Veteran	1	4,522
Other	0	0
Total Exempt	7	10,522

TIF Increment Value

Net Assessed 239,689

Net Assessed Under Protest

Senior Freeze	1	0
Capped Parcels	62	66,171

Personal	Count	Value
Agricultural	4	563
Commercial	5	6,370
Mobile Home	4	8,850
Total Personal	13	15,783
Total Exempt	0	0

TIF Increment Value

Net Assessed 15,783

Net Assessed Under Protest

Public Service	Count	Value
Total PS Value	2	3,990

TIF Increment Value

Net Assessed 3,990

District Totals

Total Gross Value 269,984

Homestead Loss 6,000

Other Exemption Loss 4,522

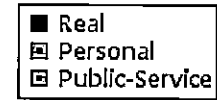
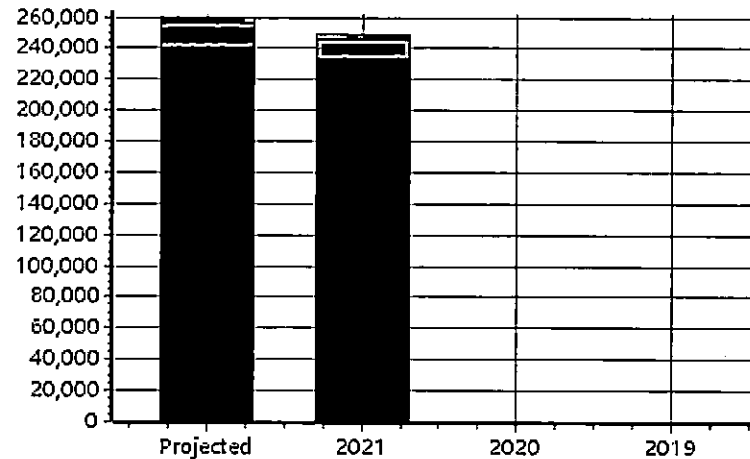
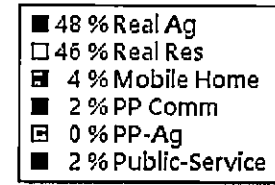

TIF Increment Value

Retained TIF Value

Net Assessed Value 259,462

Net Assessed Under Protest

* Public Service Protests Values are not included on this report.



Real	Count	Value
Agricultural	637	3,743,208
Commercial	55	1,364,709
Residential	2,366	11,338,785
Total Real Value	3,058	16,446,702
Homestead	502	546,753
Veteran	42	329,059
Other	0	0
Total Exempt	596	875,812

TIF Increment Value

Net Assessed 15,570,890

Net Assessed Under Protest

Senior Freeze	108	397,236
Capped Parcels	1,731	3,915,726

Personal	Count	Value
Agricultural	308	452,629
Commercial	71	503,129
Mobile Home	177	412,780
Total Personal	556	1,368,538
Total Exempt	0	0

TIF Increment Value

Net Assessed 1,368,538

Net Assessed Under Protest

Public Service	Count	Value
Total PS Value	12	1,416,107

TIF Increment Value

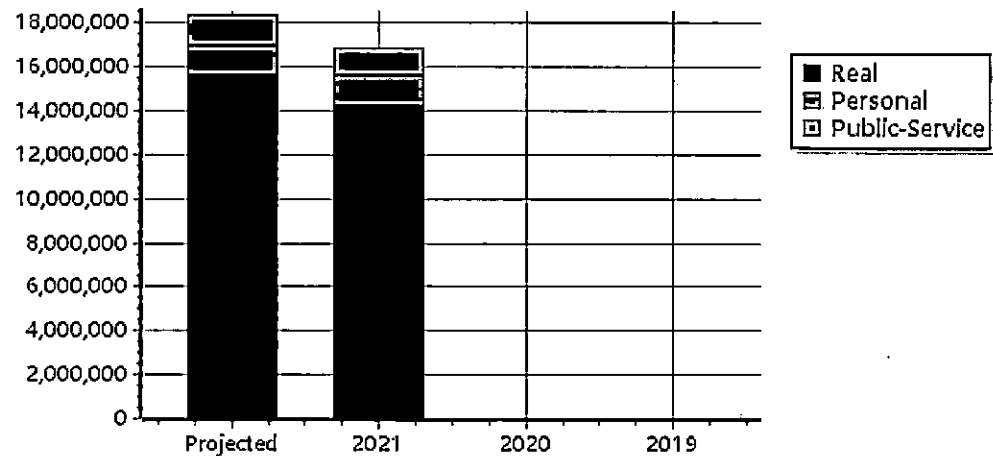
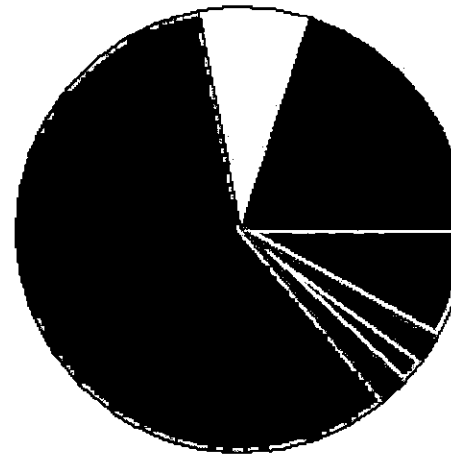
Net Assessed 1,416,107

District Totals

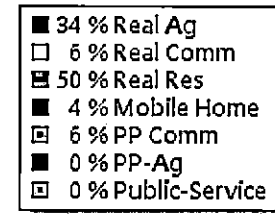
Total Gross Value	19,231,347
Homestead Loss	546,753
Other Exemption Loss	329,059
TIF Increment Value	
Retained TIF Value	
Net Assessed Value	18,355,535

Net Assessed Under Protest

* Public Service Protests Values are not included on this report.



Real	Count	Value
Agricultural	83	403,009
Commercial	2	76,945
Residential	104	595,612
Total Real Value	189	1,075,566
Homestead	36	39,333
Veteran	1	15,624
Other	0	0
Total Exempt	41	54,957



TIF Increment Value

Net Assessed 1,020,609

Net Assessed Under Protest

Senior Freeze	6	21,300
Capped Parcels	95	221,129

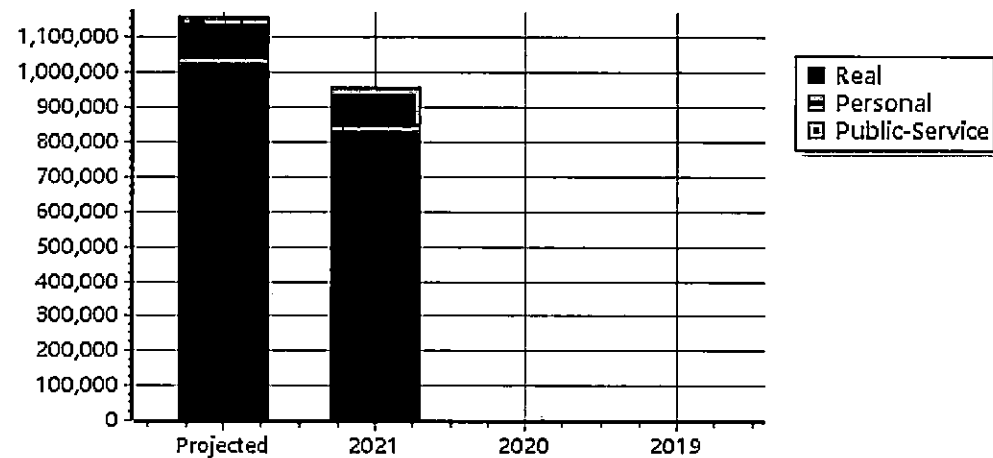
Personal	Count	Value
Agricultural	23	8,086
Commercial	7	81,590
Mobile Home	19	45,405
Total Personal	49	135,081
Total Exempt	0	0

TIF Increment Value

Net Assessed 135,081

Net Assessed Under Protest

Public Service	Count	Value
Total PS Value	5	4,626
TIF Increment Value		
Net Assessed		4,626



District Totals	
Total Gross Value	1,215,273
Homestead Loss	39,333
Other Exemption Loss	15,624
TIF Increment Value	
Retained TIF Value	
Net Assessed Value	1,160,316

Net Assessed Under Protest

* Public Service Protests Values are not included on this report.

Real	Count	Value
Agricultural	134	604,870
Commercial	7	135,391
Residential	163	558,217
Total Real Value	304	1,298,478
Homestead	31	35,000
Veteran	5	58,126
Other	0	0
Total Exempt	40	93,126

TIF Increment Value

Net Assessed 1,205,352

Net Assessed Under Protest

Senior Freeze	5	24,534
Capped Parcels	143	185,767

Personal	Count	Value
Agricultural	21	29,056
Commercial	5	41,230
Mobile Home	11	18,545
Total Personal	37	88,831
Total Exempt	0	0

TIF Increment Value

Net Assessed 88,831

Net Assessed Under Protest

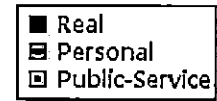
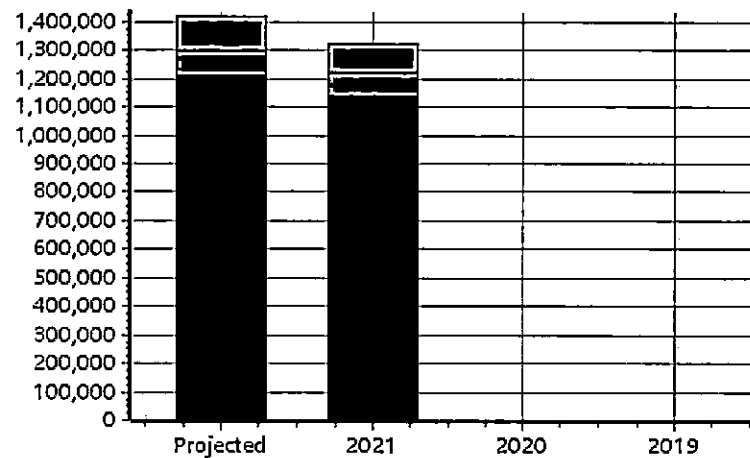
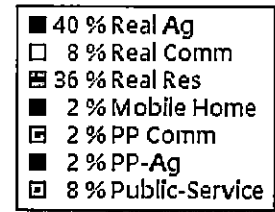
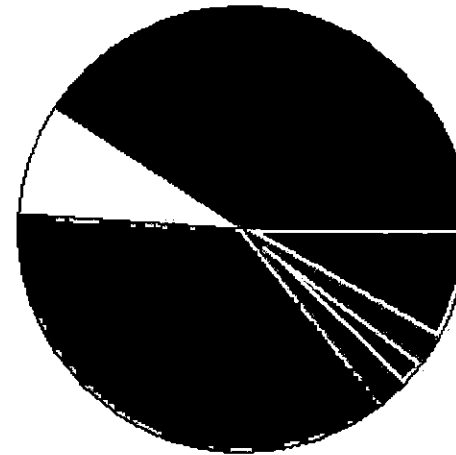
Public Service	Count	Value
Total PS Value	6	123,450
TIF Increment Value		
Net Assessed		123,450

District Totals

Total Gross Value	1,510,759
Homestead Loss	35,000
Other Exemption Loss	58,126
TIF Increment Value	
Retained TIF Value	
Net Assessed Value	1,417,633

Net Assessed Under Protest

* Public Service Protests Values are not included on this report.



Real	Count	Value
Agricultural	695	3,875,750
Commercial	926	31,785,552
Residential	9,634	69,880,460
Total Real Value	11,255	105,541,762
Homestead	2,005	2,170,164
Veteran	165	2,048,342
Other	0	0
Total Exempt	2,354	4,218,506

TIF Increment Value

Net Assessed 101,323,256

Net Assessed Under Protest

Senior Freeze	402	1,516,872
Capped Parcels	5,222	24,792,938

Personal	Count	Value
Agricultural	406	1,036,050
Commercial	709	9,167,514
Mobile Home	748	1,278,216
Total Personal	1,863	11,481,780
Total Exempt	2	1,779

TIF Increment Value

Net Assessed 11,480,001

Net Assessed Under Protest

Public Service	Count	Value
Total PS Value	30	4,223,128

TIF Increment Value

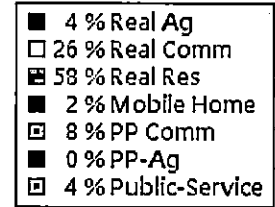
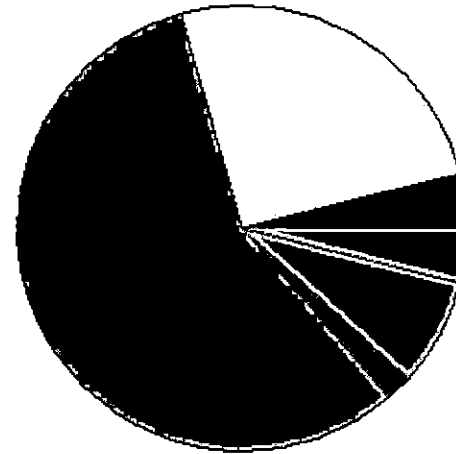
Net Assessed 4,223,128

District Totals

Total Gross Value	121,246,670
Homestead Loss	2,170,164
Other Exemption Loss	2,050,121
TIF Increment Value	
Retained TIF Value	
Net Assessed Value	117,026,385

Net Assessed Under Protest

* Public Service Protests Values are not included on this report.



Real	Count	Value
Agricultural	145	1,127,428
Commercial	0	0
Residential	519	5,749,832
Total Real Value	664	6,877,260
Homestead	200	213,000
Veteran	9	170,595
Other	0	0
Total Exempt	222	383,595

TIF Increment Value

Net Assessed 6,493,665

Net Assessed Under Protest

Senior Freeze	28	111,818
Capped Parcels	297	1,278,444

Personal	Count	Value
Agricultural	76	32,278
Commercial	9	23,785
Mobile Home	48	106,433
Total Personal	133	162,496
Total Exempt	0	0

TIF Increment Value

Net Assessed 162,496

Net Assessed Under Protest

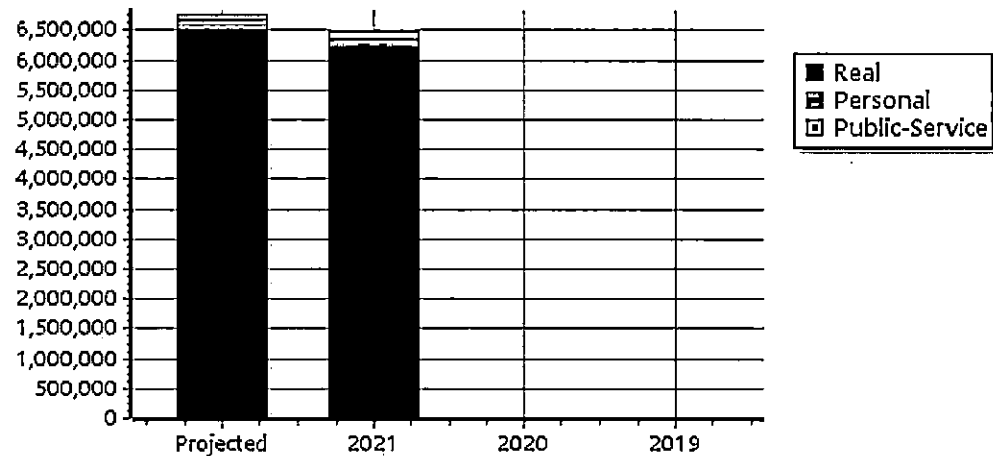
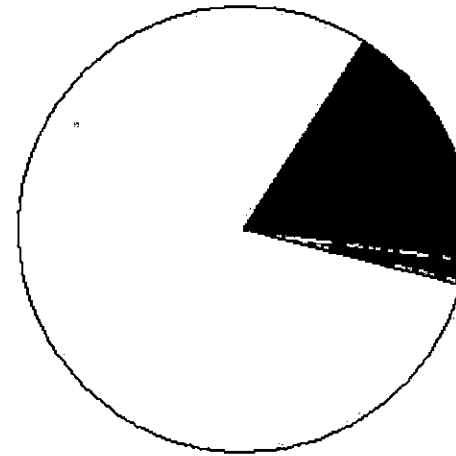
Public Service	Count	Value
Total PS Value	7	102,199
TIF Increment Value		
Net Assessed		102,199

District Totals

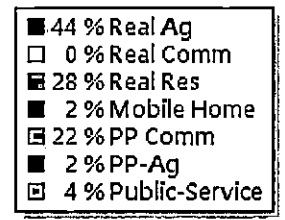
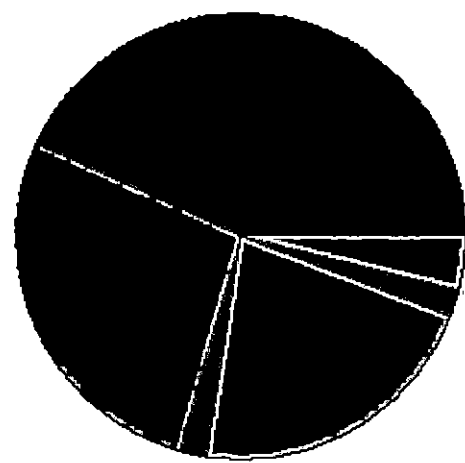
Total Gross Value	7,141,955
Homestead Loss	213,000
Other Exemption Loss	170,595
TIF Increment Value	
Retained TIF Value	
Net Assessed Value	6,758,360

Net Assessed Under Protest

* Public Service Protests Values are not included on this report.



Real	Count	Value
Agricultural	341	2,253,144
Commercial	1	38,106
Residential	371	1,422,605
Total Real Value	713	3,713,855
Homestead	124	133,100
Veteran	4	25,899
Other	0	0
Total Exempt	141	158,999



TIF Increment Value

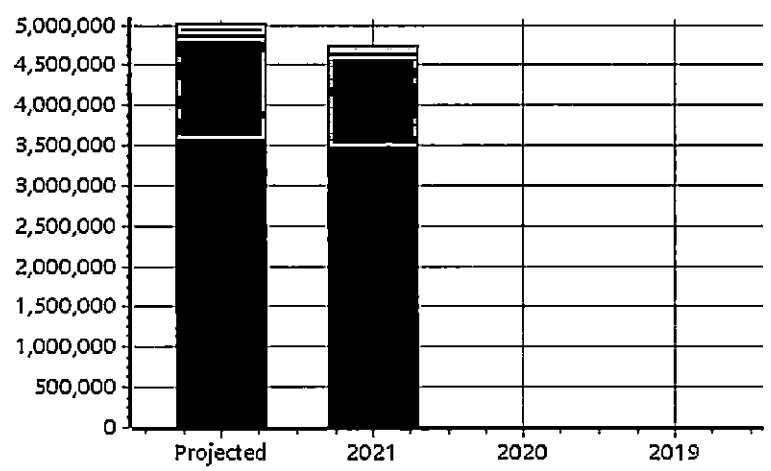
Net Assessed		3,554,856
Net Assessed Under Protest		
Senior Freeze	28	90,994
Capped Parcels	390	782,820

Personal	Count	Value
Agricultural	72	56,154
Commercial	27	1,130,670
Mobile Home	62	113,433
Total Personal	161	1,300,257
Total Exempt	0	0

TIF Increment Value

Net Assessed		1,300,257
Net Assessed Under Protest		

Public Service	Count	Value
Total PS Value	5	158,488
TIF Increment Value		
Net Assessed		158,488



District Totals

Total Gross Value	5,172,600
Homestead Loss	133,100
Other Exemption Loss	25,899

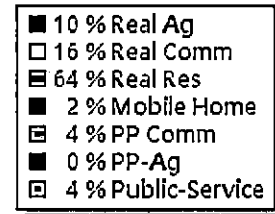
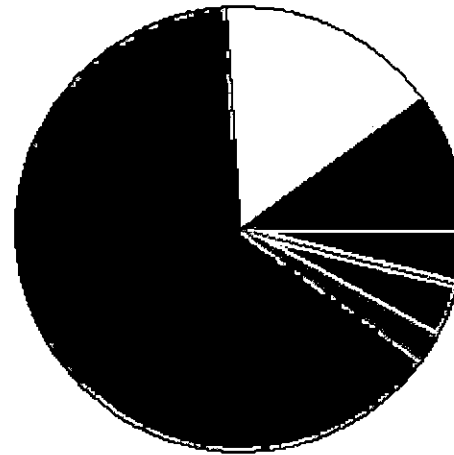
TIF Increment Value

Retained TIF Value	
Net Assessed Value	5,013,601

Net Assessed Under Protest

* Public Service Protests Values are not included on this report.

Real	Count	Value
Agricultural	4,764	24,082,804
Commercial	1,284	40,715,098
Residential	25,835	165,773,106
Total Real Value	31,883	230,571,008
Homestead	5,470	5,922,250
Veteran	489	5,498,639
Other	0	0
Total Exempt	6,456	11,420,889



TIF Increment Value

Net Assessed 219,150,119

Net Assessed Under Protest

Senior Freeze	1,081	4,060,429
Capped Parcels	15,903	54,696,884

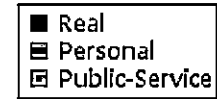
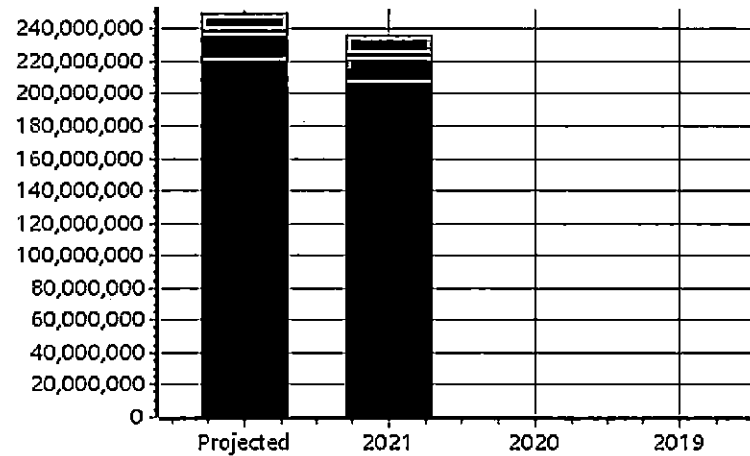
Personal	Count	Value
Agricultural	1,870	2,474,886
Commercial	1,119	12,203,451
Mobile Home	2,527	4,656,313
Total Personal	5,516	19,334,650
Total Exempt	5	5,263

TIF Increment Value

Net Assessed 19,329,387

Net Assessed Under Protest

Public Service	Count	Value
Total PS Value	136	10,998,867
TIF Increment Value		
Net Assessed		10,998,867



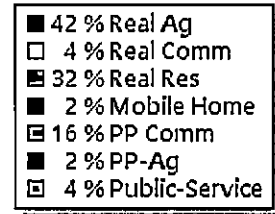
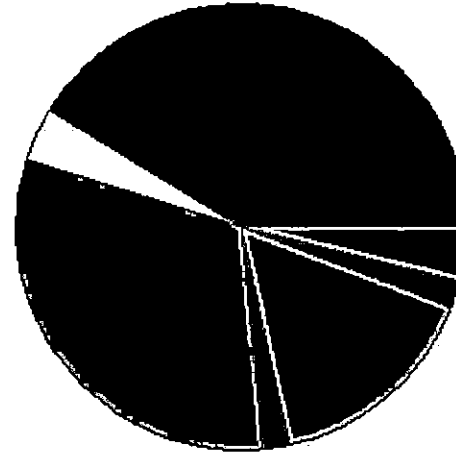
District Totals:

Total Gross Value	260,904,525
Homestead Loss	5,922,250
Other Exemption Loss	5,503,902
TIF Increment Value	
Retained TIF Value	
Net Assessed Value	249,478,373

Net Assessed Under Protest

* Public Service Protests Values are not included on this report.

Real	Count	Value
Agricultural	558	3,261,023
Commercial	10	250,442
Residential	638	2,576,434
Total Real Value	1,206	6,087,899
Homestead	191	207,433
Veteran	10	99,649
Other	0	0
Total Exempt	222	307,082



TIF Increment Value

Net Assessed 5,780,817

Net Assessed Under Protest

Senior Freeze	39	136,828
Capped Parcels	628	1,189,716

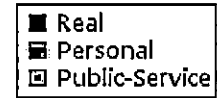
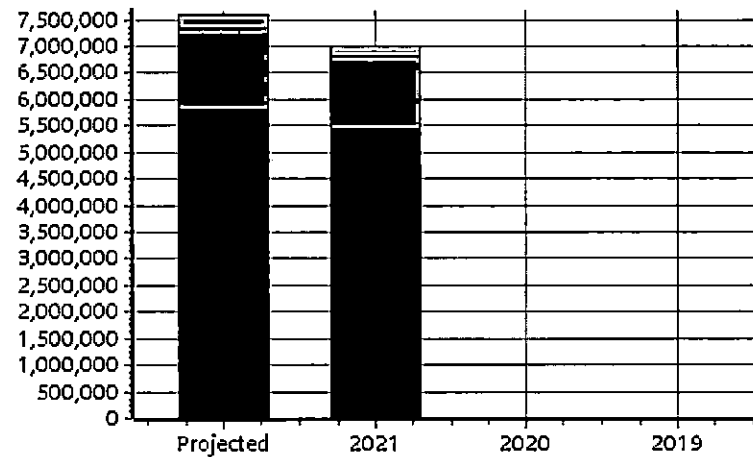
Personal	Count	Value
Agricultural	116	93,296
Commercial	39	1,253,490
Mobile Home	92	177,383
Total Personal	247	1,524,169
Total Exempt	0	0

TIF Increment Value

Net Assessed 1,524,169

Net Assessed Under Protest

Public-Service	Count	Value
Total PS Value	16	286,564
TIF Increment Value		
Net Assessed		286,564



District Totals

Total Gross Value	7,898,632
Homestead Loss	207,433
Other Exemption Loss	99,649
TIF Increment Value	
Retained TIF Value	
Net Assessed Value	7,591,550

Net Assessed Under Protest

* Public Service Protests Values are not included on this report.