

School District  
2018-2019 Estimate of Needs  
and  
Financial Statement of the Fiscal Year 2017-2018

Board of Education of Tenkiller Public Schools  
District No. C-66  
County of Cherokee  
State of Oklahoma

**FILED**

**OCT 19 2018**

State Auditor & Inspector

To the Excise Board of said County and State, Greetings:

Pursuant to the requirements of 68 O. S. 2001 Section 3002, we submit herewith, for your consideration the within statement of the financial condition of the Board of Education of Tenkiller Public Schools, District No. C-66, County of Cherokee, State of Oklahoma for the fiscal year beginning July 1, 2018, and ending June 30, 2019, together with an itemized statement of the estimated Income and Probable Needs of said School District for the ensuing fiscal year. We have separately prepared, executed and submit Financial Statements for the Fiscal Year so terminated, and Estimate of Requirements for the ensuing Fiscal Year, for such Sinking Fund, if any, as pertains to this District for the Bond, Coupon, and Judgment indebtedness, if any, outstanding and unpaid as of June 30, 2019, and also for the Sinking Fund of any disorganized District whose area or the major portion thereof is now embraced within the boundaries of this District; and this Certificate is as applicable thereto as if fully embodied therein. The same have been prepared in conformity with Statute.

Two copies of this Financial Statement and Estimate of Needs should be filed with the County Clerk not later than September 30 for all School Districts. One complete signed copy must be sent to the State Auditor and Inspector, 2300 N. Lincoln Blvd Room 100, Oklahoma City, OK 73105-4801 and one copy will be retained by the County Clerk. If publication may not be had by date required for filing, affidavit and proof of publication are required to be attached within five days after date of filing.

Prepared by: Kevin Dudley CPA

Submitted to the Cherokee County Excise Board

This 24th Day of September, 2018

School Board Member's Signatures

Chairman: Day Matthew  
Member: Daye Robbins  
Member: \_\_\_\_\_  
Member: \_\_\_\_\_  
Member: \_\_\_\_\_  
Member: \_\_\_\_\_  
Treasurer: Tom Smith

Clerk: CCB  
Member: \_\_\_\_\_  
Member: \_\_\_\_\_  
Member: \_\_\_\_\_  
Member: \_\_\_\_\_

**RECEIVED**  
**OCT 19 2018**  
State Auditor  
and Inspector

In addition,

1. We, the undersigned, duly elected, qualified and acting officers of the Board of Education of the aforesaid School District located wholly or in major area in the County and State aforesaid, do hereby certify that, at regular session begun at the time provided by law, we carefully considered the reports submitted by the several officers and employees as required by 68 O. S. 2001 Section 3004, carefully considered the statements and estimate of needs heretofore prepared for the purpose of ascertaining any additional or emergency levy necessary for the ensuing fiscal year and revised, corrected or amended the same to disclose the true fiscal condition as of June 30, 2018, and to provide for the needs of the District for the ensuing fiscal year as now ascertained; and we do hereby certify that the within statement of the financial condition is true and correct, and that the within estimates for all purposes for the ensuing fiscal year are reasonably necessary for the proper conduct of the affairs of said School District, and that the statement of Estimated Income from sources other than ad valorem taxes is not in excess of the lawfully authorized ratio of the actual collections from such sources during the previous fiscal year.
2. We further certify that any cash fund balance reported in our Building Fund is required for immediate or cumulative program of construction unless there be attached within a verified copy of a resolution signed by a majority of the members of this Board to the effect the program of building has been completed or abandoned. If attached, then the Excise Board is directed to apply said Balance to reduce Levies in accordance with 62 O. S. 2001, Section 333.
3. We also certify that a levy of .000 Mills over and above the number of mills allocated by the County Excise Board will be reasonably necessary for the proper conduct of the affairs of said school district during the fiscal year 2018-2019.
4. We also certify that, after due and legal notice of an election thereon, an emergency levy of .000 Mills, over and above the number of mills provided by Law and allocated by the County Excise Board in addition thereto for school purposes, were made permanent by election.
5. We also certify that, after due and legal notice of an election thereon, a local support levy of .000 Mills, in addition to the levies hereinbefore provided, were made permanent by election.
6. We also certify that, after due and legal notice of an election thereon, pursuant to Article 10, Section 10, of the Constitution of Oklahoma, an additional levy of .000 Mills, were made permanent by election.

Clerk of Board of Education


President of Board of Education

Treasurer of Board of Education

Subscribed and sworn to before me this 13 day of September, 2018.

  
Notary Public

07/07/2020  
My Commission Expires



Affidavit of Publication

State of Oklahoma, County of Cherokee

I, \_\_\_\_\_, the undersigned duly qualified and acting Clerk of the Board of Education of Tenkiller Public Schools, School District No. C-66, County and State aforesaid, being first duly sworn according to law, hereby depose and say:

1. That I complied with 68 O. S. 2001 Section 3002, (both independent and dependent) by having the within Financial Statement and Estimate of Needs which was prepared at the time and in the manner provided by law, published as required by law, in a legally-qualified newspaper of general circulation in the district, there being no legally-qualified newspaper published in the school district, as evidenced by a copy of such published statement and estimate together with proof of publication thereof attached hereto marked Exhibit No. 1 and made a part hereof (strike inapplicable phrases).
2. That I complied with currently effective statutes, by having the Notice of Emergency Levy Election and the call for such Election on the date hereinbefore certified by the Governing Board, the Itemized Statements and the Itemized Estimate of the amount necessary for the ensuing fiscal year requiring such emergency levy for the current expense purposes as prepared by the Board of Education duly published or posted, as the case may be, in full compliance with law for this class of school district, and as provided by law duly made public in the manner and at the time provided by law, for this class of district and in all respects according to law, in relation to said election on such emergency levy as hereinbefore certified by said Governing Board.
3. That I complied with the statute by having published or posted (if required for this class of district) the notice of local support levy election, and the call for such election on the date hereinbefore certified by the Board of Education. That the Estimate of Needs as prepared by the Board of Education required such local support levy in addition to other tax levies, to fully meet the current expense purposes of the school district for the ensuing year.
4. That in conformity to resolution by said Board of Education, I caused Notice of Building Fund Levy Election under the provisions of Article 10, Section 10, Oklahoma Constitution, and the Call of such Election on the date hereinbefore certified by the Governing Board, together with Itemized Statements and an Estimate of the amount necessary for the ensuing fiscal year requiring such levy for the purpose of erecting, remodeling or repairing school buildings, and for purchasing school furniture, in said District, published or posted to contain such Notice and Call, fixing the number of voting places and particularly describing each and every such place or places, and fixing the day on which such election should be had after the expiration of such notice, duly published or posted as is required by law for this class of district.

*[Signature]*

Clerk, Board of Education

Subscribed and sworn to before me this 13 day of September, 2018.

*[Signature]*


Notary Public

07/07/2020

My Commission Expires

*[Signature]*

Secretary and Clerk of Excise Board  
Cherokee County, Oklahoma





# AFFIDAVIT OF PUBLICATION

County of Cherokee, State of Oklahoma

Tahlequah Daily Press  
106 West 2nd Street  
Tahlequah, OK 74464  
918-456-8833

I, Dale Brendel, of lawful age, being duly sworn upon oath, deposes and says that I am the Publisher of the Tahlequah Daily Press newspaper a daily publication that is a "legal newspaper" as that phrase is defined in 25 O.S. § 106, as amended to date, for the City of Tahlequah, for the County of Cherokee, in the State of Oklahoma. The attachment hereto contains a true and correct copy of what was published in the regular edition of said newspaper, and not in a supplement, in consecutive issues on the following dates:

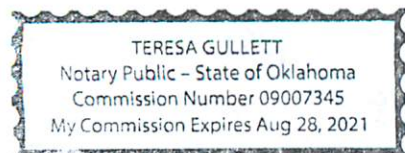
1st insertion September 13 2018  
2nd insertion \_\_\_\_\_, 2018  
3rd insertion \_\_\_\_\_, 2018  
4th insertion \_\_\_\_\_, 2018  
5th insertion \_\_\_\_\_, 2018

Dale Brendel  
Publisher

Signed and sworn to before me on this 13 day of September 2018.

Teresa Gullett  
Notary Public

My Commission expires: August 28, 2021.  
Commission # 09007345



PUBLICATION FEE: \$ 261.03  
Calculation measurement:  
upon request

## Publication Sheet - Board of Education

Financial Statement of the Various Funds for the Fiscal Year Ending June 30, 2018, And Estimate of Needs for Fiscal Year Ending June 30, 2019, of Tenkiller Public School District No. C-066, Cherokee County, Oklahoma

### STATEMENT OF FINANCIAL CONDITION

STATEMENT OF FINANCIAL CONDITION AS OF JUNE 30, 2018		GENERAL FUND DETAIL		BUILDING FUND DETAIL		CO-OP FUND DETAIL		NUTRITION FUND DETAIL	
ASSETS: Cash Balance June 30, 2018	\$757,789.15			\$462,693.63					
Investments	\$0.00			\$0.00					
TOTAL ASSETS	\$757,789.15			\$462,693.63					
LIABILITIES AND RESERVES: Warrants Outstanding	\$211,468.10			\$0.00					
Reserve for Interest on Warrants	\$0.00			\$0.00					
Reserve from Schedule F	\$0.00			\$0.00					
TOTAL LIABILITIES AND RESERVES	\$211,468.10			\$0.00					
CASH FUND BALANCE (Deficit) June 30, 2018	\$546,321.05			\$462,693.63					
ESTIMATED NEEDS FOR FISCAL YEAR ENDING JUNE 30, 2019									
GENERAL FUND		SINKING FUND BALANCE SHEET		SINKING FUND BALANCE SHEET		SINKING FUND BALANCE SHEET		SINKING FUND BALANCE SHEET	
Current Expense	\$1,083,465.64	1. Cash Balance on Hand June 30, 2018	\$0.00	1. Cash Balance on Hand June 30, 2018	\$0.00	1. Cash Balance on Hand June 30, 2018	\$0.00	1. Cash Balance on Hand June 30, 2018	\$0.00
Reserve for Int. on Warrants & Revolutions	\$0.00	2. Legal Investments Properly Maturing	\$0.00	2. Legal Investments Properly Maturing	\$0.00	2. Legal Investments Properly Maturing	\$0.00	2. Legal Investments Properly Maturing	\$0.00
Total Required	\$1,083,465.64	3. Judgments Paid To Recover By Tax Levy	\$0.00	3. Judgments Paid To Recover By Tax Levy	\$0.00	3. Judgments Paid To Recover By Tax Levy	\$0.00	3. Judgments Paid To Recover By Tax Levy	\$0.00
FINANCED:		4. Total Liquid Assets	\$0.00	4. Total Liquid Assets	\$0.00	4. Total Liquid Assets	\$0.00	4. Total Liquid Assets	\$0.00
Cash Fund Balance	\$546,321.05	5. a. Past-Due Coupons	\$0.00	5. a. Past-Due Coupons	\$0.00	5. a. Past-Due Coupons	\$0.00	5. a. Past-Due Coupons	\$0.00
Estimated Miscellaneous Revenue	\$2,349,635.96	5. b. Interest Accrued Thereon	\$0.00	5. b. Interest Accrued Thereon	\$0.00	5. b. Interest Accrued Thereon	\$0.00	5. b. Interest Accrued Thereon	\$0.00
Total Deductions	\$2,349,635.96	6. Total Assets	\$0.00	6. Total Assets	\$0.00	6. Total Assets	\$0.00	6. Total Assets	\$0.00
Balance to Raise from Ad Valorem Tax	\$1,803,314.91	7. c. Paid-Due Bonds	\$0.00	7. c. Paid-Due Bonds	\$0.00	7. c. Paid-Due Bonds	\$0.00	7. c. Paid-Due Bonds	\$0.00
ESTIMATED MISCELLANEOUS REVENUE:		7. d. Interest Thereon after Last Coupon	\$0.00	7. d. Interest Thereon after Last Coupon	\$0.00	7. d. Interest Thereon after Last Coupon	\$0.00	7. d. Interest Thereon after Last Coupon	\$0.00
4200 Current Sources of Revenue	\$48,033.53	8. e. Fiscal Agency Commissions on Above	\$0.00	8. e. Fiscal Agency Commissions on Above	\$0.00	8. e. Fiscal Agency Commissions on Above	\$0.00	8. e. Fiscal Agency Commissions on Above	\$0.00
4200 County 4 Mill Ad Valorem Tax	\$77,027.25	8. f. Judgment and Int. Levied for Unpaid	\$0.00	8. f. Judgment and Int. Levied for Unpaid	\$0.00	8. f. Judgment and Int. Levied for Unpaid	\$0.00	8. f. Judgment and Int. Levied for Unpaid	\$0.00
4200 County Apportionment (Mortgage Tax)	\$6,510.00	9. Total Items a. Through f.	\$0.00	9. Total Items a. Through f.	\$0.00	9. Total Items a. Through f.	\$0.00	9. Total Items a. Through f.	\$0.00
4200 Release of Property Fund Distribution	\$0.00	10. Balance of Assets Subject to Accrual	\$0.00	10. Balance of Assets Subject to Accrual	\$0.00	10. Balance of Assets Subject to Accrual	\$0.00	10. Balance of Assets Subject to Accrual	\$0.00
4200 Other Intermediate Sources of Revenue	\$0.00	11. Accrued on Unmatured Bonds	\$0.00	11. Accrued on Unmatured Bonds	\$0.00	11. Accrued on Unmatured Bonds	\$0.00	11. Accrued on Unmatured Bonds	\$0.00
4200 Gross Production Tax	\$0.00	12. g. Earned Unmatured Interest	\$0.00	12. g. Earned Unmatured Interest	\$0.00	12. g. Earned Unmatured Interest	\$0.00	12. g. Earned Unmatured Interest	\$0.00
4200 Motor Vehicle Collections	\$0.00	13. h. Accrued on Final Coupons	\$0.00	13. h. Accrued on Final Coupons	\$0.00	13. h. Accrued on Final Coupons	\$0.00	13. h. Accrued on Final Coupons	\$0.00
4200 Rural Electric Cooperative Tax	\$14,427.30	14. i. Accrued on Unmatured Bonds	\$0.00	14. i. Accrued on Unmatured Bonds	\$0.00	14. i. Accrued on Unmatured Bonds	\$0.00	14. i. Accrued on Unmatured Bonds	\$0.00
4200 State School Land Exemptions	\$40,475.28	15. Total Items a. Through i.	\$0.00	15. Total Items a. Through i.	\$0.00	15. Total Items a. Through i.	\$0.00	15. Total Items a. Through i.	\$0.00
4200 Vehicle Tax Returns	\$183.23	16. Excess of Assets Over Accrual Reserves (Page 2)	\$0.00	16. Excess of Assets Over Accrual Reserves (Page 2)	\$0.00	16. Excess of Assets Over Accrual Reserves (Page 2)	\$0.00	16. Excess of Assets Over Accrual Reserves (Page 2)	\$0.00
4200 Farm Improvement Lot Grants	\$0.00	SINKING FUND REQUIREMENTS FOR 2017-2018		SINKING FUND REQUIREMENTS FOR 2017-2018		SINKING FUND REQUIREMENTS FOR 2017-2018		SINKING FUND REQUIREMENTS FOR 2017-2018	
4200 Taxpayers and Mobile Homes	\$0.00	17. Annual Accrual on Bonds	\$0.00	17. Annual Accrual on Bonds	\$0.00	17. Annual Accrual on Bonds	\$0.00	17. Annual Accrual on Bonds	\$0.00
4200 Other Dedicated Revenue	\$0.00	18. Annual Accrual on "Prepaid" Judgments	\$0.00	18. Annual Accrual on "Prepaid" Judgments	\$0.00	18. Annual Accrual on "Prepaid" Judgments	\$0.00	18. Annual Accrual on "Prepaid" Judgments	\$0.00
4200 State Aid - General Operations	\$1,871,432.80	19. Annual Accrual on Unpaid Judgments	\$0.00	19. Annual Accrual on Unpaid Judgments	\$0.00	19. Annual Accrual on Unpaid Judgments	\$0.00	19. Annual Accrual on Unpaid Judgments	\$0.00
4200 State Aid - Capital Grants	\$0.00	20. Total Sinking Fund Requirements	\$0.00	20. Total Sinking Fund Requirements	\$0.00	20. Total Sinking Fund Requirements	\$0.00	20. Total Sinking Fund Requirements	\$0.00
4200 State - Categorical	\$14,048.85	21. Excess of Assets over Liabilities (if not a deficit)	\$0.00	21. Excess of Assets over Liabilities (if not a deficit)	\$0.00	21. Excess of Assets over Liabilities (if not a deficit)	\$0.00	21. Excess of Assets over Liabilities (if not a deficit)	\$0.00
4200 Special Programs	\$0.00	22. Surplus Building Fund Cash	\$0.00	22. Surplus Building Fund Cash	\$0.00	22. Surplus Building Fund Cash	\$0.00	22. Surplus Building Fund Cash	\$0.00
4200 Other State Sources of Revenue	\$0.00	23. Contributions from Other Districts	\$0.00	23. Contributions from Other Districts	\$0.00	23. Contributions from Other Districts	\$0.00	23. Contributions from Other Districts	\$0.00
4200 Child Nutrition Program	\$1,713.28	24. Total Estimated Revenue	\$2,349,635.96	24. Total Estimated Revenue	\$2,349,635.96	24. Total Estimated Revenue	\$2,349,635.96	24. Total Estimated Revenue	\$2,349,635.96
4200 State Vocational Programs	\$0.00	25. Balance to Raise	\$1,803,314.91	25. Balance to Raise	\$1,803,314.91	25. Balance to Raise	\$1,803,314.91	25. Balance to Raise	\$1,803,314.91
4200 Child-Enrichment	\$0.00	26. Balance to Raise	\$1,803,314.91	26. Balance to Raise	\$1,803,314.91	26. Balance to Raise	\$1,803,314.91	26. Balance to Raise	\$1,803,314.91
4200 Child-Enrichment Students	\$0.00	27. Annual Accrual from School KK	\$0.00	27. Annual Accrual from School KK	\$0.00	27. Annual Accrual from School KK	\$0.00	27. Annual Accrual from School KK	\$0.00
4200 Individuals With Disabilities	\$0.00	28. Total	\$1,803,314.91	28. Total	\$1,803,314.91	28. Total	\$1,803,314.91	28. Total	\$1,803,314.91
4200 Ministry	\$0.00	29. Total	\$1,803,314.91	29. Total	\$1,803,314.91	29. Total	\$1,803,314.91	29. Total	\$1,803,314.91
4200 Operations	\$15,000.00	30. Total	\$1,803,314.91	30. Total	\$1,803,314.91	30. Total	\$1,803,314.91	30. Total	\$1,803,314.91
4200 Other Federal Source of Revenue	\$0.00	31. Total	\$1,803,314.91	31. Total	\$1,803,314.91	31. Total	\$1,803,314.91	31. Total	\$1,803,314.91
4200 Child Nutrition Programs	\$173,915.79	32. Total	\$1,803,314.91	32. Total	\$1,803,314.91	32. Total	\$1,803,314.91	32. Total	\$1,803,314.91
4200 Child Nutrition Programs	\$0.00	33. Total	\$1,803,314.91	33. Total	\$1,803,314.91	33. Total	\$1,803,314.91	33. Total	\$1,803,314.91
4200 Federal Vocational Education	\$0.00	34. Total	\$1,803,314.91	34. Total	\$1,803,314.91	34. Total	\$1,803,314.91	34. Total	\$1,803,314.91
4200 Non-Revenue Receipts	\$0.00	35. Total	\$1,803,314.91	35. Total	\$1,803,314.91	35. Total	\$1,803,314.91	35. Total	\$1,803,314.91
Total Estimated Revenue	\$2,349,635.96	36. Total	\$1,803,314.91	36. Total	\$1,803,314.91	36. Total	\$1,803,314.91	36. Total	\$1,803,314.91

BUILDING FUND		CO-OP FUND	
Current Expense	\$480,573.24	Current Expense	\$0.00
Reserve for Int. on Warrants & Revolutions	\$0.00	Reserve for Int. on Warrants & Revolutions	\$0.00
Total Required	\$480,573.24	Total Required	\$0.00
FINANCED:		FINANCED:	
Cash Fund Balance	\$462,693.63	Cash Fund Balance	\$0.00
Estimated Miscellaneous Revenue	\$0.00	Estimated Miscellaneous Revenue	\$0.00
Total Deductions	\$462,693.63	Total Deductions	\$0.00
Balance to Raise from Ad Valorem Tax	\$17,879.61	Balance to Raise from Ad Valorem Tax	\$0.00

Publication Sheet - Board of Education  
Financial Statement of the Various Funds for the Fiscal Year Ending June 30, 2018, And Estimate of Needs for Fiscal Year Ending June 30, 2019, of Tenkiller Public School District No. C-066, Cherokee County, Oklahoma

### CERTIFICATE - GOVERNING BOARD

STATE OF OKLAHOMA, COUNTY OF CHEROKEE, ss:  
We, the undersigned duly elected, qualified and acting officers of the Board of Education of Tenkiller Public School, School District No. C-066, of Said County and State, do hereby certify that at a meeting of the Governing Body of the said District begun at the time provided by law for districts of this class and pursuant to the provisions of 68 O. S. 2001 Section 3003, the foregoing statement was prepared and is a true and correct condition of the Financial Affairs of said District as reflected by the records of the District Clerk and Treasurer. We further certify that the foregoing estimate for current expenses for the fiscal year beginning July 1, 2018, and ending June 30, 2019, as shown are reasonably necessary for the proper conduct of the affairs of the said District, that the Estimated Income to be derived from sources other than ad valorem taxation does not exceed the lawfully authorized ration of the revenue derived from the same sources during the preceding year.

/s/ Daryl Matthews  
President of Board of Education

Subscribed and sworn to before me this 10th day of September, 2018

/s/ Rhonda L Hix Notary Public

The Estimate of Needs shall be published in some legally qualified newspaper published in such political subdivision. If there be no such newspaper published in such political subdivision, such statement and estimate shall be so published in some legally qualified newspaper of general circulation therein; and such publication shall be made, in each instance, by the board of authority making the estimate.

**Kevin E. Dudley**  
CERTIFIED PUBLIC ACCOUNTANT

401 SOUTH WATER  
P.O. BOX 887  
TAHLEQUAH, OK 74464

(918) 456-4141

Honorable Board of Education

I have compiled the 2017-2018 fund type financial-regulatory basis as of and for the fiscal year ended June 30, 2018, and the 2018-19 Estimate of Needs (S.A. & I. Form 2661R06) and Publication Sheet (S.A. & I. Form 2662R06) for the District, included in the accompanying prescribed form in accordance with Statements on Standard for Accounting and Review Services issued by the American Institute of Certified Public Accountants.


My compilation was limited to presenting, in the form prescribed by the Oklahoma State Department of Education information that is the representation of management. I have not audited or reviewed the financial statements and supporting information referred to above and, accordingly, do not express an opinion or any other form of assurance on them.

These financial statements and supporting information are presented in accordance with the requirements of the Oklahoma State Department of Education, which differ from generally accepted accounting principles. Accordingly, these financial statements and supporting information are not designed for those who are not informed about such differences.

Management is responsible for the preparation and fair presentation of the financial statements and supporting information in accordance with the regulatory practices prescribed by the Oklahoma Department of Education and for designing, implementing, and maintaining internal control relevant to the preparation and fair presentation of the financial statements-regulatory basis, Estimates of Needs and Publication Sheet. Management has elected to omit substantially all of the disclosures required by generally accepted accounting principles. If the omitted disclosures were included in the financial statements and schedules, they might influence the user's conclusions about the financial position and the results of operations.

My responsibility is to conduct the compilation in accordance with Statements on Standards for Accounting and Review Services issued by the American Institute of Certified Public Accountants. The objective of a compilation is to assist management in presenting financial information in the form of financial statements and supporting information without undertaking to obtain or provide any assurance that there are no material modifications that should be made to the financial statements and supporting information.

This report is intended solely for the information and use of the Oklahoma State Department of Education, the School District, the County Excise Board, and for filing with the State Auditor and Inspector and should not be used by anyone other than these specified parties.



Kevin E. Dudley  
Certified Public Accountant

GENERAL FUND ACCOUNTS COVERING THE PERIOD JULY 1, 2017 TO JUNE 30, 2018  
ESTIMATE OF NEEDS FOR 2018-2019

EXHIBIT 'A'

Schedule 1: Current Balance Sheet for June 30, 2018	
ASSETS:	Amount
Cash Balances	
Investments	\$757,789.15
<b>TOTAL ASSETS</b>	<b>\$757,789.15</b>
LIABILITIES AND RESERVES:	
Warrants Outstanding	\$211,468.10
Reserve for Interest on Warrants	\$0.00
Reserves From Schedule 8	\$0.00
<b>TOTAL LIABILITIES AND RESERVES</b>	<b>\$211,468.10</b>
<b>CASH FUND BALANCE JUNE 30, 2018</b>	<b>\$546,321.05</b>
<b>TOTAL LIABILITIES, RESERVES AND CASH FUND BALANCE</b>	<b>\$757,789.15</b>

Schedule 2: Revenue and Requirements, 2017-2018		
REVENUE:	Estimated Budget	Actual Revenue & Expenditures
Revenues, Non-Revenue Receipts & Cash Balances (Schedule 6)	\$3,147,863.99	\$3,717,021.25
<b>LESS: REQUIREMENTS:</b>		
Expenditures (Schedule 8)	\$3,147,863.99	\$3,170,700.20
<b>CASH FUND BALANCE JUNE 30, 2018</b>	<b>\$0.00</b>	<b>\$546,321.05</b>

Schedule 3: General Fund Cash Accounts of Current and all Prior Years				
CURRENT AND ALL PRIOR YEARS	2017-18	2016-17	PRE-2016	Total
Cash Balance Reported to Excise Board 6-30-17	\$0.00	\$622,988.01	\$0.00	\$622,988.01
<b>REVENUES, NON-REVENUE RECEIPTS &amp; CASH BALANCE</b>				
Revenues/Non-Rev (Sch 6 Source Codes 1000 to 5999)	\$3,179,052.55	\$0.00	\$0.00	\$3,179,052.55
Cash Balances Transferred (Sch 6 Source Code 6110)	\$537,278.63	-\$537,278.63	\$0.00	\$0.00
Prior Year Lapsed Appropri (Sch 6 Source Code 6130)	\$0.00	\$0.00	\$0.00	\$0.00
Estopped Warrants (Sch 6 Source Code 6140)	\$690.07	-\$690.07	\$0.00	\$0.00
Interfund Transfers (Sch 6 Source Code 6200)	\$0.00	\$0.00	\$0.00	\$0.00
<b>TOTAL REVENUES, NON-REVENUE RECEIPTS &amp; CASH BALANCE</b>	<b>\$3,717,021.25</b>	<b>-\$537,968.70</b>	<b>\$0.00</b>	<b>\$3,179,052.55</b>
Warrants Paid of Year in Caption	\$2,959,232.10	\$85,019.31	\$0.00	\$3,044,251.41
<b>TOTAL DISBURSEMENTS</b>	<b>\$2,959,232.10</b>	<b>\$85,019.31</b>	<b>\$0.00</b>	<b>\$3,044,251.41</b>
<b>CASH &amp; INVESTMENTS BALANCE JUNE 30, 2018</b>	<b>\$757,789.15</b>	<b>\$0.00</b>	<b>\$0.00</b>	<b>\$757,789.15</b>
Reserve for Warrants Outstanding (Schedule 4)	\$211,468.10	\$0.00	\$0.00	\$211,468.10
Reserve for Encumbrances (Schedule 8)	\$0.00	\$0.00	\$0.00	\$0.00
<b>TOTAL LIABILITIES AND RESERVE</b>	<b>\$211,468.10</b>	<b>\$0.00</b>	<b>\$0.00</b>	<b>\$211,468.10</b>
<b>DEFICIT:</b>	<b>\$0.00</b>	<b>\$0.00</b>	<b>\$0.00</b>	<b>\$0.00</b>
<b>CASH FUND BAL FORWARD TO SUCCEEDING YEAR</b>	<b>\$546,321.05</b>	<b>\$0.00</b>	<b>\$0.00</b>	<b>\$546,321.05</b>

Schedule 4: General Fund Warrant Accounts of Current and all Prior Years				
CURRENT AND ALL PRIOR YEARS	2017-18	2016-17	PRE-2016	Total
Warrants Outstanding 6-30 of Year in Caption	\$0.00	\$85,709.38	\$0.00	\$85,709.38
Warrants Registered During Year	\$3,170,700.20	\$0.00	\$0.00	\$3,170,700.20
<b>TOTAL</b>	<b>\$3,170,700.20</b>	<b>\$85,709.38</b>	<b>\$0.00</b>	<b>\$3,256,409.58</b>
Warrants Paid During Year	\$2,959,232.10	\$85,019.31	\$0.00	\$3,044,251.41
Warrants Covered to Bonds or Judgments	\$0.00	\$0.00	\$0.00	\$0.00
Warrants Estopped by Statute/Canceled	\$0.00	\$690.07	\$0.00	\$690.07
<b>TOTAL WARRANTS RETIRED</b>	<b>\$2,959,232.10</b>	<b>\$85,709.38</b>	<b>\$0.00</b>	<b>\$3,044,941.48</b>
<b>BALANCE WARRANTS OUTSTANDING JUNE 30, 2018</b>	<b>\$211,468.10</b>	<b>\$0.00</b>	<b>\$0.00</b>	<b>\$211,468.10</b>

Schedule 5: 2017 Ad Valorem Tax Account		
ACCOUNTS COVERING THE PERIOD JULY 1, 2017 TO JUNE 30, 2018	36.220 Mills	Amount
2017 Net Valuation Certified to County Excise Board		\$4,886,193.00
Total Proceeds of Levy as Certified		\$176,977.91
Additions:		\$0.00
Deductions:		\$0.00
Gross Balance Tax		\$176,977.91
Less Reserve for Delinquent Tax		\$16,088.90
Reserve for Protests Pending		\$0.00
Balance Available Tax		\$160,889.01
Deduct 2017 Tax Apportioned		\$161,647.08
Net Balance 2017 Tax in Process of Collection		\$0.00
Excess Collections		\$758.07



See Accountant's Compilation Report  
GENERAL FUND ACCOUNTS COVERING THE PERIOD JULY 1, 2017 TO JUNE 30, 2018  
ESTIMATE OF NEEDS FOR 2018-2019

EXHIBIT 'A'

Schedule 6: Revenue, Non-Revenue Receipts & Cash Balances		
SOURCE	2017-18 Account	
	AMOUNT ESTIMATED	ACTUALLY COLLECTED
<b>1000 DISTRICT SOURCES OF REVENUE:</b>		
<b>1100 TAXES LEVIED/ASSESSED</b>		
1110 Ad Valorem Tax Levy (Current Year)	\$160,889.01	\$161,647.08
1120 Ad Valorem Tax Levy (Prior Years)	\$0.00	\$10,094.89
1130 Revenue In Lieu Of Taxes	\$0.00	\$3,486.69
1140 Revenue From Local Governmental Units Other Than Leas	\$0.00	\$0.00
1190 Other Taxes	\$0.00	\$0.00
<b>TOTAL TAXES LEVIED/ASSESSED</b>	<b>\$160,889.01</b>	<b>\$175,228.66</b>
1200 Tuition & Fees	\$0.00	\$0.00
1300 Earnings on Investments and Bond Sales	\$0.00	\$13,088.75
1400 Rental, Disposals and Commissions	\$0.00	\$1,500.00
1500 Reimbursements	\$0.00	\$9,079.92
1600 Other Local Sources of Revenue	\$0.00	\$53,644.04
1700 Child Nutrition Programs	\$49,336.14	\$53,370.59
1800 Athletics	\$0.00	\$0.00
<b>TOTAL DISTRICT SOURCES OF REVENUE</b>	<b>\$210,225.15</b>	<b>\$305,911.96</b>
<b>2000 INTERMEDIATE SOURCES OF REVENUE:</b>		
2100 County 4 Mill Ad Valorem Tax	\$26,160.25	\$30,008.72
2200 County Apportionment (Mortgage Tax)	\$6,587.71	\$7,233.43
2300 Resale of Property Fund Distribution	\$0.00	\$0.00
2900 Other Intermediate Sources of Revenue	\$0.00	\$0.00
<b>TOTAL INTERMEDIATE SOURCES OF REVENUE</b>	<b>\$32,747.96</b>	<b>\$37,242.15</b>
<b>3000 STATE SOURCES OF REVENUE:</b>		
<b>3100 STATE DEDICATED SOURCES OF REVENUE</b>		
3110 Gross Production Tax	\$0.00	\$0.00
3120 Motor Vehicle Collections	\$0.00	\$0.00
3130 Rural Electric Cooperative Tax	\$48,334.93	\$57,363.73
3140 State School Land Earnings	\$41,616.00	\$44,973.64
3150 Vehicle Tax Stamps	\$213.16	\$170.25
3160 Farm Implement Tax Stamps	\$0.00	\$0.00
3170 Trailers and Mobile Homes	\$0.00	\$0.00
3190 Other Dedicated Revenue	\$0.00	\$0.00
<b>TOTAL STATE DEDICATED SOURCES OF REVENUE</b>	<b>\$90,164.09</b>	<b>\$102,507.62</b>
<b>3200 STATE AID - NONCATEGORICAL</b>		
3210 Foundation and Salary Incentive Aid	\$1,498,437.00	\$1,483,437.00
3220 Mid-Term Adjustment For Attendance	\$0.00	\$0.00
3230 Teacher Consultant Stipend	\$0.00	\$0.00
3240 Disaster Assistance	\$0.00	\$0.00
3250 Flexible Benefit Allowance	\$246,783.56	\$249,620.03
<b>TOTAL STATE AID - NONCATEGORICAL</b>	<b>\$1,745,220.56</b>	<b>\$1,733,057.03</b>
3300 State Aid - Competitive Grants - Categorical	\$0.00	\$0.00
3400 State - Categorical	\$0.00	\$3,566.96
3500 Special Programs	\$0.00	\$0.00
3600 Other State Sources of Revenue	\$0.00	\$196.23
3700 Child Nutrition Program	\$0.00	\$1,903.60
3800 State Vocational Programs - Multi-Source	\$0.00	\$0.00
<b>TOTAL STATE SOURCES OF REVENUE</b>	<b>\$1,835,384.65</b>	<b>\$1,841,231.44</b>
<b>4000 FEDERAL SOURCES OF REVENUE:</b>		
4100 Grants-In-Aid Direct From The Federal Government	\$368,931.77	\$447,548.78
4200 Disadvantaged Students	\$88,781.29	\$75,292.30
4300 Individuals With Disabilities	\$74,514.54	\$62,095.77
4400 No Child Left Behind	\$0.00	\$0.00
4500 Grants-In-Aid Passed Through Other State/Intermediate Sources	\$0.00	\$7,004.38
4600 Other Federal Sources Passed Through State Dept Of Education	\$0.00	\$209,486.00
4700 Child Nutrition Programs	\$0.00	\$193,239.77
4800 Federal Vocational Education	\$0.00	\$0.00
<b>TOTAL FEDERAL SOURCES OF REVENUE</b>	<b>\$532,227.60</b>	<b>\$994,667.00</b>
<b>5000 NON-REVENUE RECEIPTS:</b>	<b>\$0.00</b>	<b>\$0.00</b>
<b>TOTAL NON-REVENUE RECEIPTS</b>	<b>\$0.00</b>	<b>\$0.00</b>
<b>6000 BALANCE SHEET ACCOUNTS:</b>		
<b>6100 CASH ACCOUNTS</b>		
6110 Cash Forward	\$537,278.63	\$537,278.63
6130 Prior-Year Lapsed Appropriations (Schedule 6)	\$0.00	\$0.00
6140 Estopped Warrants by Statute	\$0.00	\$690.07
<b>TOTAL CASH ACCOUNTS</b>	<b>\$537,278.63</b>	<b>\$537,968.70</b>
6200 Interfund Transfers	\$0.00	\$0.00
<b>TOTAL BALANCE SHEET ACCOUNTS</b>	<b>\$537,278.63</b>	<b>\$537,968.70</b>
<b>GRAND TOTAL</b>	<b>\$3,147,863.99</b>	<b>\$3,717,021.25</b>

GENERAL FUND ACCOUNTS COVERING THE PERIOD JULY 1, 2017 TO JUNE 30, 2018  
ESTIMATE OF NEEDS FOR 2018-2019

EXHIBIT 'A'

Schedule 6: Revenue, Non-Revenue Receipts & Cash Balances (Continued)				
SOURCE	2017-18 Account OVER/UNDER	BASIS AND LIMIT OF ENSUING ESTIMATE	ESTIMATED BY GOVERNING BOARD	APPROVED BY EXCISE BOARD
<b>1000 DISTRICT SOURCES OF REVENUE:</b>				
1100 TAXES LEVIED/ASSESSED				
1110 Ad Valorem Tax Levy (Current Year)	\$758.07	103.62%	\$167,504.63	\$167,504.63
1120 Ad Valorem Tax Levy (Prior Years)	\$10,094.89	0.00%	\$0.00	\$0.00
1130 Revenue In Lieu Of Taxes	\$3,486.69	0.00%	\$0.00	\$0.00
1140 Revenue From Local Governmental Units Other Than Leas	\$0.00	0.00%	\$0.00	\$0.00
1190 Other Taxes	\$0.00	0.00%	\$0.00	\$0.00
TOTAL TAXES LEVIED/ASSESSED	\$14,339.65		\$167,504.63	\$167,504.63
1200 Tuition & Fees	\$0.00	0.00%	\$0.00	\$0.00
1300 Earnings on Investments and Bond Sales	\$13,088.75	0.00%	\$0.00	\$0.00
1400 Rental, Disposals and Commissions	\$1,500.00	0.00%	\$0.00	\$0.00
1500 Reimbursements	\$9,079.92	0.00%	\$0.00	\$0.00
1600 Other Local Sources of Revenue	\$53,644.04	0.00%	\$0.00	\$0.00
1700 Child Nutrition Programs	\$4,034.45	90.00%	\$48,033.53	\$48,033.53
1800 Athletics	\$0.00	0.00%	\$0.00	\$0.00
TOTAL DISTRICT SOURCES OF REVENUE	\$95,686.81		\$215,538.16	\$215,538.16
<b>2000 INTERMEDIATE SOURCES OF REVENUE:</b>				
2100 County 4 Mill Ad Valorem Tax	\$3,848.47	90.00%	\$27,007.85	\$27,007.85
2200 County Apportionment (Mortgage Tax)	\$645.72	90.00%	\$6,510.09	\$6,510.09
2300 Resale of Property Fund Distribution	\$0.00	0.00%	\$0.00	\$0.00
2900 Other Intermediate Sources of Revenue	\$0.00	0.00%	\$0.00	\$0.00
TOTAL INTERMEDIATE SOURCES OF REVENUE	\$4,494.19		\$33,517.94	\$33,517.94
<b>3000 STATE SOURCES OF REVENUE:</b>				
3100 STATE DEDICATED SOURCES OF REVENUE:				
3110 Gross Production Tax	\$0.00	0.00%	\$0.00	\$0.00
3120 Motor Vehicle Collections	\$0.00	0.00%	\$0.00	\$0.00
3130 Rural Electric Cooperative Tax	\$9,028.80	90.00%	\$51,627.36	\$51,627.36
3140 State School Land Earnings	\$3,357.64	90.00%	\$40,476.28	\$40,476.28
3150 Vehicle Tax Stamps	-\$42.91	90.00%	\$153.23	\$153.23
3160 Farm Implement Tax Stamps	\$0.00	0.00%	\$0.00	\$0.00
3170 Trailers and Mobile Homes	\$0.00	0.00%	\$0.00	\$0.00
3190 Other Dedicated Revenue	\$0.00	0.00%	\$0.00	\$0.00
TOTAL STATE DEDICATED SOURCES OF REVENUE	\$12,343.53		\$92,256.86	\$92,256.86
3200 STATE AID - NONCATEGORICAL				
3210 Foundation and Salary Incentive Aid	-\$15,000.00	108.93%	\$1,615,969.00	\$1,615,969.00
3220 Mid-Term Adjustment For Attendance	\$0.00	0.00%	\$0.00	\$0.00
3230 Teacher Consultant Stipend	\$0.00	0.00%	\$0.00	\$0.00
3240 Disaster Assistance	\$0.00	0.00%	\$0.00	\$0.00
3250 Flexible Benefit Allowance	\$2,836.47	102.34%	\$255,463.68	\$255,463.68
TOTAL STATE AID - NONCATEGORICAL	-\$12,163.53		\$1,871,432.68	\$1,871,432.68
3300 State Aid - Competitive Grants - Categorical	\$0.00	0.00%	\$0.00	\$0.00
3400 State - Categorical	\$3,566.96	393.89%	\$14,049.85	\$14,049.85
3500 Special Programs	\$0.00	0.00%	\$0.00	\$0.00
3600 Other State Sources of Revenue	\$196.23	0.00%	\$0.00	\$0.00
3700 Child Nutrition Program	\$1,903.60	90.00%	\$1,713.24	\$1,713.24
3800 State Vocational Programs - Multi-Source	\$0.00	0.00%	\$0.00	\$0.00
TOTAL STATE SOURCES OF REVENUE	\$5,846.79		\$1,979,452.63	\$1,979,452.63
<b>4000 FEDERAL SOURCES OF REVENUE:</b>				
4100 Grants-In-Aid Direct From The Federal Government	\$78,617.01	0.00%	\$0.00	\$0.00
4200 Disadvantaged Students	-\$13,488.99	132.44%	\$99,720.07	\$99,720.07
4300 Individuals With Disabilities	-\$12,418.77	0.00%	\$0.00	\$0.00
4400 No Child Left Behind	\$0.00	0.00%	\$15,000.00	\$15,000.00
4500 Grants-In-Aid Passed Through Other State/Intermediate Sources	\$7,004.38	0.00%	\$0.00	\$0.00
4600 Other Federal Sources Passed Through State Dept Of Education	\$209,486.00	0.00%	\$0.00	\$0.00
4700 Child Nutrition Programs	\$193,239.77	90.00%	\$173,915.79	\$173,915.79
4800 Federal Vocational Education	\$0.00	0.00%	\$0.00	\$0.00
TOTAL FEDERAL SOURCES OF REVENUE	\$462,439.40		\$288,635.86	\$288,635.86
<b>5000 NON-REVENUE RECEIPTS:</b>				
TOTAL NON-REVENUE RECEIPTS	\$0.00	0.00%	\$0.00	\$0.00
<b>6000 BALANCE SHEET ACCOUNTS:</b>				
6100 CASH ACCOUNTS				
6110 Cash Forward	\$0.00	101.68%	\$546,321.05	\$546,321.05
6130 Prior-Year Lapsed Appropriations (Schedule 6)	\$0.00	0.00%	\$0.00	\$0.00
6140 Estopped Warrants by Statute	\$690.07	0.00%	\$0.00	\$0.00
TOTAL CASH ACCOUNTS	\$690.07		\$546,321.05	\$546,321.05
6200 Interfund Transfers	\$0.00	0.00%	\$0.00	\$0.00
TOTAL BALANCE SHEET ACCOUNTS	\$690.07		\$546,321.05	\$546,321.05
GRAND TOTAL	\$569,157.26		\$3,063,465.64	\$3,063,465.64



GENERAL FUND ACCOUNTS COVERING THE PERIOD JULY 1, 2017 TO JUNE 30, 2018  
ESTIMATE OF NEEDS FOR 2018-2019

EXHIBIT 'A'

4

Schedule 7: Report of Prior Year Warrants Issued From Reserves			
FISCAL YEAR ENDING JUNE 30, 2017			
	RESERVES 06-30-2017	WARRANTS ISSUED SINCE	BALANCE LAPSED
<b>TOTAL PRIOR YEAR RESERVES</b>	<b>\$0.00</b>	<b>\$0.00</b>	<b>\$0.00</b>

Schedule 8: Report of Current Year Expenditures			
APPROPRIATED ACCOUNTS	FISCAL YEAR ENDING JUNE 30, 2018		
	APPROPRIATIONS		
	ORIGINAL	SUPPLEMENTAL ADJUSTMENTS	FINAL APPROPRIATIONS
<b>1000 INSTRUCTION</b>	<b>\$1,382,863.99</b>	<b>\$451,575.90</b>	<b>\$1,834,439.89</b>
<b>2000 SUPPORT SERVICES:</b>			
2100 Support Services - Students	\$150,000.00	\$0.00	\$150,000.00
2200 Support Services - Instructional Staff	\$100,000.00	\$0.00	\$100,000.00
2300 Support Services - General Administration	\$200,000.00	\$0.00	\$200,000.00
2400 Support Services - School Administration	\$100,000.00	\$0.00	\$100,000.00
2500 Support Services - Business	\$200,000.00	\$0.00	\$200,000.00
2600 Operations And Maintenance of Plant Services	\$400,000.00	\$0.00	\$400,000.00
2700 Student Transportation Services	\$250,000.00	\$0.00	\$250,000.00
<b>TOTAL SUPPORT SERVICES</b>	<b>\$1,400,000.00</b>	<b>\$0.00</b>	<b>\$1,400,000.00</b>
<b>3000 OPERATION OF NON-INSTRUCTION SERVICES:</b>			
3100 Child Nutrition Programs Operations	\$350,000.00	\$0.00	\$350,000.00
3200 Other Enterprise Service Operations	\$0.00	\$0.00	\$0.00
3300 Community Services Operations	\$0.00	\$0.00	\$0.00
<b>TOTAL OPERATION OF NON-INSTRUCTIONAL SERVICES</b>	<b>\$350,000.00</b>	<b>\$0.00</b>	<b>\$350,000.00</b>
<b>4000 FACILITIES ACQUISITION &amp; CONSTRUCTION SERVICES:</b>			
4200 Land Acquisition Services	\$0.00	\$0.00	\$0.00
4300 Land Improvement Services	\$10,000.00	\$0.00	\$10,000.00
4400 Architecture and Engineering Services	\$0.00	\$0.00	\$0.00
4500 Educational Specifications Development Services	\$0.00	\$0.00	\$0.00
4600 Building Acquisition and Construction Services	\$5,000.00	\$0.00	\$5,000.00
4700 Building Improvement Services	\$0.00	\$0.00	\$0.00
<b>TOTAL FACILITIES ACQUISITION &amp; CONST. SERVICES</b>	<b>\$15,000.00</b>	<b>\$0.00</b>	<b>\$15,000.00</b>
<b>5000 OTHER OUTLAYS:</b>			
5100 Debt Service	\$0.00	\$0.00	\$0.00
5200 Fund Transfer/Reimbursement (Child Nutrition Fund)	\$0.00	\$0.00	\$0.00
5300 Clearing Account	\$0.00	\$0.00	\$0.00
5400 Indirect Cost Entitlement	\$0.00	\$0.00	\$0.00
5500 Private Nonprofit Schools	\$0.00	\$0.00	\$0.00
5600 Correcting Entry	\$0.00	\$0.00	\$0.00
5800 Charter School Reimbursement	\$0.00	\$0.00	\$0.00
5900 Arbitrage	\$0.00	\$0.00	\$0.00
<b>TOTAL OTHER OUTLAYS</b>	<b>\$0.00</b>	<b>\$0.00</b>	<b>\$0.00</b>
<b>7000 OTHER USES / UNBUDGETED ITEMS:</b>	<b>\$0.00</b>	<b>\$0.00</b>	<b>\$0.00</b>
<b>8000 REPAYMENTS:</b>	<b>\$0.00</b>	<b>\$0.00</b>	<b>\$0.00</b>
<b>TOTAL GENERAL FUND 2017-18 FISCAL YEAR</b>	<b>\$3,147,863.99</b>	<b>\$451,575.90</b>	<b>\$3,599,439.89</b>

GENERAL FUND ACCOUNTS COVERING THE PERIOD JULY 1, 2017 TO JUNE 30, 2018  
ESTIMATE OF NEEDS FOR 2018-2019

EXHIBIT 'A'

Schedule 8: Report of Current Year Expenditures (Continued)				
FISCAL YEAR ENDING JUNE 30, 2018				
APPROPRIATED ACCOUNTS	WARRANTS ISSUED	RESERVES	LAPSED BALANCE KNOWN TO BE UNENCUMBERED	2017-2018 EXPENDITURES FOR CURRENT EXPENSE PURPOSES
<b>1000 INSTRUCTION:</b>	\$1,587,008.53	\$0.00	\$247,431.36	\$1,587,008.53
<b>2000 SUPPORT SERVICES:</b>				
2100 Support Services - Students	\$122,116.24	\$0.00	\$27,883.76	\$122,116.24
2200 Support Services - Instructional Staff	\$75,068.83	\$0.00	\$24,931.17	\$75,068.83
2300 Support Services - General Administration	\$172,707.34	\$0.00	\$27,292.66	\$172,707.34
2400 Support Services - School Administration	\$94,751.21	\$0.00	\$5,248.79	\$94,751.21
2500 Support Services - Business	\$179,271.27	\$0.00	\$20,728.73	\$179,271.27
2600 Operations And Maintenance of Plant Services	\$374,672.83	\$0.00	\$25,327.17	\$374,672.83
2700 Student Transportation Services	\$239,248.96	\$0.00	\$10,751.04	\$239,248.96
<b>TOTAL SUPPORT SERVICES</b>	<b>\$1,257,836.68</b>	<b>\$0.00</b>	<b>\$142,163.32</b>	<b>\$1,257,836.68</b>
<b>3000 OPERATION OF NON-INSTRUCTION SERVICES:</b>				
3100 Child Nutrition Programs Operations	\$310,854.99	\$0.00	\$39,145.01	\$310,854.99
3200 Other Enterprise Service Operations	\$0.00	\$0.00	\$0.00	\$0.00
3300 Community Services Operations	\$0.00	\$0.00	\$0.00	\$0.00
<b>TOTAL OPERATION OF NON-INSTRUCTIONAL SERVICES</b>	<b>\$310,854.99</b>	<b>\$0.00</b>	<b>\$39,145.01</b>	<b>\$310,854.99</b>
<b>4000 FACILITIES ACQUISITION &amp; CONSTRUCTION SERVICES:</b>				
4200 Land Acquisition Services	\$0.00	\$0.00	\$0.00	\$0.00
4300 Land Improvement Services	\$10,000.00	\$0.00	\$0.00	\$10,000.00
4400 Architecture and Engineering Services	\$0.00	\$0.00	\$0.00	\$0.00
4500 Educational Specifications Development Services	\$0.00	\$0.00	\$0.00	\$0.00
4600 Building Acquisition and Construction Services	\$5,000.00	\$0.00	\$0.00	\$5,000.00
4700 Building Improvement Services	\$0.00	\$0.00	\$0.00	\$0.00
<b>TOTAL FACILITIES ACQUISITION &amp; CONST. SERVICES</b>	<b>\$15,000.00</b>	<b>\$0.00</b>	<b>\$0.00</b>	<b>\$15,000.00</b>
<b>5000 OTHER OUTLAYS:</b>				
5100 Debt Service	\$0.00	\$0.00	\$0.00	\$0.00
5200 Fund Transfer/Reimbursement (Child Nutrition Fund)	\$0.00	\$0.00	\$0.00	\$0.00
5300 Clearing Account	\$0.00	\$0.00	\$0.00	\$0.00
5400 Indirect Cost Entitlement	\$0.00	\$0.00	\$0.00	\$0.00
5500 Private Nonprofit Schools	\$0.00	\$0.00	\$0.00	\$0.00
5600 Correcting Entry	\$0.00	\$0.00	\$0.00	\$0.00
5800 Charter School Reimbursement	\$0.00	\$0.00	\$0.00	\$0.00
5900 Arbitrage	\$0.00	\$0.00	\$0.00	\$0.00
<b>TOTAL OTHER OUTLAYS</b>	<b>\$0.00</b>	<b>\$0.00</b>	<b>\$0.00</b>	<b>\$0.00</b>
<b>7000 OTHER USES / UNBUDGETED ITEMS:</b>	<b>\$0.00</b>	<b>\$0.00</b>	<b>\$0.00</b>	<b>\$0.00</b>
<b>8000 REPAYMENTS:</b>	<b>\$0.00</b>	<b>\$0.00</b>	<b>\$0.00</b>	<b>\$0.00</b>
<b>TOTAL GENERAL FUND 2017-18 FISCAL YEAR</b>	<b>\$3,170,700.20</b>	<b>\$0.00</b>	<b>\$428,739.69</b>	<b>\$3,170,700.20</b>

ESTIMATE OF NEEDS FOR THE FISCAL YEAR 2018-19		Estimate of Needs by Governing Board	Approved by County Excise Board
PURPOSE:			
Current Expense		\$3,063,465.64	\$3,063,465.64
Pro rata share of County Assessor's Budget as determined by County Excise Board		\$0.00	\$0.00
<b>GRAND TOTAL - Home School</b>		<b>\$3,063,465.64</b>	<b>\$3,063,465.64</b>

BUILDING FUND ACCOUNTS COVERING THE PERIOD JULY 1, 2017 TO JUNE 30, 2018  
ESTIMATE OF NEEDS FOR 2018-2019

EXHIBIT 'C'

Schedule 1: Current Balance Sheet for June 30, 2018	
	Amount
<b>ASSETS:</b>	
Cash Balances	\$462,663.83
Investments	\$0.00
<b>TOTAL ASSETS</b>	<b>\$462,663.83</b>
<b>LIABILITIES AND RESERVES:</b>	
Warrants Outstanding	\$0.00
Reserve for Interest on Warrants	\$0.00
Reserves From Schedule 8	\$0.00
<b>TOTAL LIABILITIES AND RESERVES</b>	<b>\$0.00</b>
<b>CASH FUND BALANCE JUNE 30, 2018</b>	<b>\$462,663.83</b>
<b>TOTAL LIABILITIES, RESERVES AND CASH FUND BALANCE</b>	<b>\$462,663.83</b>

Schedule 2: Revenue and Requirements, 2017-2018		
REVENUE:	Estimated Budget	Actual Revenue & Expenditures
Revenues, Non-Revenue Receipts & Cash Balances (Schedule 6)	\$460,633.88	\$462,663.83
<b>LESS: REQUIREMENTS:</b>		
Expenditures (Schedule 8)	\$460,633.88	\$0.00
<b>CASH FUND BALANCE JUNE 30, 2018</b>	<b>\$0.00</b>	<b>\$462,663.83</b>

Schedule 3: Building Fund Cash Accounts of Current and all Prior Years				
CURRENT AND ALL PRIOR YEARS	2017-18	2016-17	PRE-2016	Total
Cash Balance Reported to Excise Board 6-30-17	\$0.00	\$437,668.77	\$0.00	\$437,668.77
<b>REVENUES, NON-REVENUE RECEIPTS &amp; CASH BALANCE</b>				
Revenues/Non-Rev (Sch 6 Source Codes 1000 to 5999)	\$24,995.06	\$0.00	\$0.00	\$24,995.06
Cash Balances Transferred (Sch 6 Source Code 6110)	\$437,668.77	-\$437,668.77	\$0.00	\$0.00
Prior Year Lapsed Appropri (Sch 6 Source Code 6130)	\$0.00	\$0.00	\$0.00	\$0.00
Estopped Warrants (Sch 6 Source Code 6140)	\$0.00	\$0.00	\$0.00	\$0.00
Interfund Transfers (Sch 6 Source Code 6200)	\$0.00	\$0.00	\$0.00	\$0.00
<b>TOTAL REVENUES, NON-REVENUE RECEIPTS &amp; CASH BALANCE</b>	<b>\$462,663.83</b>	<b>-\$437,668.77</b>	<b>\$0.00</b>	<b>\$24,995.06</b>
Warrants Paid of Year in Caption	\$0.00	\$0.00	\$0.00	\$0.00
<b>TOTAL DISBURSEMENTS</b>	<b>\$0.00</b>	<b>\$0.00</b>	<b>\$0.00</b>	<b>\$0.00</b>
<b>CASH &amp; INVESTMENTS BALANCE JUNE 30, 2018</b>	<b>\$462,663.83</b>	<b>\$0.00</b>	<b>\$0.00</b>	<b>\$462,663.83</b>
Reserve for Warrants Outstanding (Schedule 4)	\$0.00	\$0.00	\$0.00	\$0.00
Reserve for Encumbrances (Schedule 8)	\$0.00	\$0.00	\$0.00	\$0.00
<b>TOTAL LIABILITIES AND RESERVE</b>	<b>\$0.00</b>	<b>\$0.00</b>	<b>\$0.00</b>	<b>\$0.00</b>
<b>DEFICIT:</b>	<b>\$0.00</b>	<b>\$0.00</b>	<b>\$0.00</b>	<b>\$0.00</b>
<b>CASH FUND BAL FORWARD TO SUCCEEDING YEAR</b>	<b>\$462,663.83</b>	<b>\$0.00</b>	<b>\$0.00</b>	<b>\$462,663.83</b>

Schedule 4: Building Fund Warrant Accounts of Current and all Prior Years				
CURRENT AND ALL PRIOR YEARS	2017-18	2016-17	PRE-2016	Total
Warrants Outstanding 6-30 of Year in Caption	\$0.00	\$0.00	\$0.00	\$0.00
Warrants Registered During Year	\$0.00	\$0.00	\$0.00	\$0.00
<b>TOTAL</b>	<b>\$0.00</b>	<b>\$0.00</b>	<b>\$0.00</b>	<b>\$0.00</b>
Warrants Paid During Year	\$0.00	\$0.00	\$0.00	\$0.00
Warrants Converted to Bonds or Judgments	\$0.00	\$0.00	\$0.00	\$0.00
Warrants Estopped by Statute/Canceled	\$0.00	\$0.00	\$0.00	\$0.00
<b>TOTAL WARRANTS RETIRED</b>	<b>\$0.00</b>	<b>\$0.00</b>	<b>\$0.00</b>	<b>\$0.00</b>
<b>BALANCE WARRANTS OUTSTANDING JUNE 30, 2018</b>	<b>\$0.00</b>	<b>\$0.00</b>	<b>\$0.00</b>	<b>\$0.00</b>

Schedule 5: 2017 Ad Valorem Tax Account		
ACCOUNTS COVERING THE PERIOD JULY 1, 2017 TO JUNE 30, 2018	5.170 Mills	Amount
2017 Net Valuation Certified to County Excise Board		\$4,886,193.00
Total Proceeds of Levy as Certified		\$25,261.62
Additions:		\$0.00
Deductions:		\$0.00
<b>Gross Balance Tax</b>		<b>\$25,261.62</b>
Less Reserve for Delinquent Tax		\$2,296.51
Reserve for Protests Pending		\$0.00
<b>Balance Available Tax</b>		<b>\$22,965.11</b>
Deduct 2017 Tax Apportioned		\$23,073.31
<b>Net Balance 2017 Tax in Process of Collection</b>		<b>\$0.00</b>
<b>Excess Collections</b>		<b>\$108.20</b>



BUILDING FUND ACCOUNTS COVERING THE PERIOD JULY 1, 2017 TO JUNE 30, 2018  
ESTIMATE OF NEEDS FOR 2018-2019

EXHIBIT 'C'

Schedule 6: Revenue, Non-Revenue Receipts & Cash Balances		
SOURCE	2017-18 Account	
	AMOUNT ESTIMATED	ACTUALLY COLLECTED
<b>1000 DISTRICT SOURCES OF REVENUE:</b>		
1100 TAXES LEVIED/ASSESSED		
1110 Ad Valorem Tax Levy (Current Year)	\$22,965.11	\$23,073.31
1120 Ad Valorem Tax Levy (Prior Years)	\$0.00	\$1,441.02
1130 Revenue In Lieu Of Taxes	\$0.00	\$452.72
1140 Revenue From Local Governmental Units Other Than Leas	\$0.00	\$0.00
1190 Other Taxes	\$0.00	\$0.00
TOTAL TAXES LEVIED/ASSESSED	\$22,965.11	\$24,967.05
1200 Tuition & Fees	\$0.00	\$0.00
1300 Earnings on Investments and Bond Sales	\$0.00	\$0.00
1400 Rental, Disposals and Commissions	\$0.00	\$0.00
1500 Reimbursements	\$0.00	\$0.00
1600 Other Local Sources of Revenue	\$0.00	\$0.00
1700 Child Nutrition Programs	\$0.00	\$0.00
1800 Athletics	\$0.00	\$0.00
TOTAL DISTRICT SOURCES OF REVENUE	\$22,965.11	\$24,967.05
<b>2000 INTERMEDIATE SOURCES OF REVENUE</b>		
2100 County 4 Mill Ad Valorem Tax	\$0.00	\$0.00
2200 County Apportionment (Mortgage Tax)	\$0.00	\$0.00
2300 Resale of Property Fund Distribution	\$0.00	\$0.00
2900 Other Intermediate Sources of Revenue	\$0.00	\$0.00
TOTAL INTERMEDIATE SOURCES OF REVENUE	\$0.00	\$0.00
<b>3000 STATE SOURCES OF REVENUE:</b>		
3100 STATE DEDICATED SOURCES OF REVENUE		
3110 Gross Production Tax	\$0.00	\$0.00
3120 Motor Vehicle Collections	\$0.00	\$0.00
3130 Rural Electric Cooperative Tax	\$0.00	\$0.00
3140 State School Land Earnings	\$0.00	\$0.00
3150 Vehicle Tax Stamps	\$0.00	\$0.00
3160 Farm Implement Tax Stamps	\$0.00	\$0.00
3170 Trailers and Mobile Homes	\$0.00	\$0.00
3190 Other Dedicated Revenue	\$0.00	\$0.00
TOTAL STATE DEDICATED SOURCES OF REVENUE	\$0.00	\$0.00
3200 STATE AID - NONCATEGORICAL		
3210 Foundation and Salary Incentive Aid	\$0.00	\$0.00
3220 Mid-Term Adjustment For Attendance	\$0.00	\$0.00
3230 Teacher Consultant Stipend	\$0.00	\$0.00
3240 Disaster Assistance	\$0.00	\$0.00
3250 Flexible Benefit Allowance	\$0.00	\$0.00
TOTAL STATE AID - NONCATEGORICAL	\$0.00	\$0.00
3300 State Aid - Competitive Grants - Categorical	\$0.00	\$0.00
3400 State - Categorical	\$0.00	\$0.00
3500 Special Programs	\$0.00	\$0.00
3600 Other State Sources of Revenue	\$0.00	\$28.01
3700 Child Nutrition Program	\$0.00	\$0.00
3800 State Vocational Programs - Multi-Source	\$0.00	\$0.00
TOTAL STATE SOURCES OF REVENUE	\$0.00	\$28.01
<b>4000 FEDERAL SOURCES OF REVENUE:</b>		
4100 Grants-In-Aid Direct From The Federal Government	\$0.00	\$0.00
4200 Disadvantaged Students	\$0.00	\$0.00
4300 Individuals With Disabilities	\$0.00	\$0.00
4400 No Child Left Behind	\$0.00	\$0.00
4500 Grants-In-Aid Passed Through Other State/Intermediate Sources	\$0.00	\$0.00
4600 Other Federal Sources Passed Through State Dept Of Education	\$0.00	\$0.00
4700 Child Nutrition Programs	\$0.00	\$0.00
4800 Federal Vocational Education	\$0.00	\$0.00
TOTAL FEDERAL SOURCES OF REVENUE	\$0.00	\$0.00
<b>5000 NON-REVENUE RECEIPTS:</b>		
TOTAL NON-REVENUE RECEIPTS	\$0.00	\$0.00
<b>6000 BALANCE SHEET ACCOUNTS</b>		
6100 CASH ACCOUNTS		
6110 Cash Forward	\$437,668.77	\$437,668.77
6130 Prior-Year Lapsed Appropriations (Schedule 6)	\$0.00	\$0.00
6140 Estopped Warrants by Statute	\$0.00	\$0.00
TOTAL CASH ACCOUNTS	\$437,668.77	\$437,668.77
6200 Interfund Transfers	\$0.00	\$0.00
TOTAL BALANCE SHEET ACCOUNTS	\$437,668.77	\$437,668.77
<b>GRAND TOTAL</b>	<b>\$460,633.88</b>	<b>\$462,663.83</b>

BUILDING FUND ACCOUNTS COVERING THE PERIOD JULY 1, 2017 TO JUNE 30, 2018  
ESTIMATE OF NEEDS FOR 2018-2019

EXHIBIT 'C'

Schedule 6: Revenue, Non-Revenue Receipts & Cash Balances (Continued)				
SOURCE	2017-18 Account	BASIS AND LIMIT OF ENSUING	ESTIMATED BY GOVERNING BOARD	APPROVED BY EXCISE BOARD
	OVER/UNDER			
<b>1000 DISTRICT SOURCES OF REVENUE:</b>				
<b>1100 TAXES LEVIED/ASSESSED</b>				
1110 Ad Valorem Tax Levy (Current Year)	\$108.20	103.62%	\$23,909.41	\$23,909.41
1120 Ad Valorem Tax Levy (Prior Years)	\$1,441.02	0.00%	\$0.00	\$0.00
1130 Revenue In Lieu Of Taxes	\$452.72	0.00%	\$0.00	\$0.00
1140 Revenue From Local Governmental Units Other Than Leas	\$0.00	0.00%	\$0.00	\$0.00
1190 Other Taxes	\$0.00	0.00%	\$0.00	\$0.00
TOTAL TAXES LEVIED/ASSESSED	\$2,001.94		\$23,909.41	\$23,909.41
1200 Tuition & Fees	\$0.00	0.00%	\$0.00	\$0.00
1300 Earnings on Investments and Bond Sales	\$0.00	0.00%	\$0.00	\$0.00
1400 Rental, Disposals and Commissions	\$0.00	0.00%	\$0.00	\$0.00
1500 Reimbursements	\$0.00	0.00%	\$0.00	\$0.00
1600 Other Local Sources of Revenue	\$0.00	0.00%	\$0.00	\$0.00
1700 Child Nutrition Programs	\$0.00	0.00%	\$0.00	\$0.00
1800 Athletics	\$0.00	0.00%	\$0.00	\$0.00
TOTAL DISTRICT SOURCES OF REVENUE	\$2,001.94		\$23,909.41	\$23,909.41
<b>2000 INTERMEDIATE SOURCES OF REVENUE</b>				
2100 County 4 Mill Ad Valorem Tax	\$0.00	0.00%	\$0.00	\$0.00
2200 County Apportionment (Mortgage Tax)	\$0.00	0.00%	\$0.00	\$0.00
2300 Resale of Property Fund Distribution	\$0.00	0.00%	\$0.00	\$0.00
2900 Other Intermediate Sources of Revenue	\$0.00	0.00%	\$0.00	\$0.00
TOTAL INTERMEDIATE SOURCES OF REVENUE	\$0.00		\$0.00	\$0.00
<b>3000 STATE SOURCES OF REVENUE:</b>				
<b>3100 STATE DEDICATED SOURCES OF REVENUE:</b>				
3110 Gross Production Tax	\$0.00	0.00%	\$0.00	\$0.00
3120 Motor Vehicle Collections	\$0.00	0.00%	\$0.00	\$0.00
3130 Rural Electric Cooperative Tax	\$0.00	0.00%	\$0.00	\$0.00
3140 State School Land Earnings	\$0.00	0.00%	\$0.00	\$0.00
3150 Vehicle Tax Stamps	\$0.00	0.00%	\$0.00	\$0.00
3160 Farm Implement Tax Stamps	\$0.00	0.00%	\$0.00	\$0.00
3170 Trailers and Mobile Homes	\$0.00	0.00%	\$0.00	\$0.00
3190 Other Dedicated Revenue	\$0.00	0.00%	\$0.00	\$0.00
TOTAL STATE DEDICATED SOURCES OF REVENUE	\$0.00		\$0.00	\$0.00
<b>3200 STATE AID - NONCATEGORICAL</b>				
3210 Foundation and Salary Incentive Aid	\$0.00	0.00%	\$0.00	\$0.00
3220 Mid-Term Adjustment For Attendance	\$0.00	0.00%	\$0.00	\$0.00
3230 Teacher Consultant Stipend	\$0.00	0.00%	\$0.00	\$0.00
3240 Disaster Assistance	\$0.00	0.00%	\$0.00	\$0.00
3250 Flexible Benefit Allowance	\$0.00	0.00%	\$0.00	\$0.00
TOTAL STATE AID - NONCATEGORICAL	\$0.00		\$0.00	\$0.00
3300 State Aid - Competitive Grants - Categorical	\$0.00	0.00%	\$0.00	\$0.00
3400 State - Categorical	\$0.00	0.00%	\$0.00	\$0.00
3500 Special Programs	\$0.00	0.00%	\$0.00	\$0.00
3600 Other State Sources of Revenue	\$28.01	0.00%	\$0.00	\$0.00
3700 Child Nutrition Program	\$0.00	0.00%	\$0.00	\$0.00
3800 State Vocational Programs - Multi-Source	\$0.00	0.00%	\$0.00	\$0.00
TOTAL STATE SOURCES OF REVENUE	\$28.01		\$0.00	\$0.00
<b>4000 FEDERAL SOURCES OF REVENUE:</b>				
4100 Grants-In-Aid Direct From The Federal Government	\$0.00	0.00%	\$0.00	\$0.00
4200 Disadvantaged Students	\$0.00	0.00%	\$0.00	\$0.00
4300 Individuals With Disabilities	\$0.00	0.00%	\$0.00	\$0.00
4400 No Child Left Behind	\$0.00	0.00%	\$0.00	\$0.00
4500 Grants-In-Aid Passed Through Other State/Intermediate Sources	\$0.00	0.00%	\$0.00	\$0.00
4600 Other Federal Sources Passed Through State Dept Of Education	\$0.00	0.00%	\$0.00	\$0.00
4700 Child Nutrition Programs	\$0.00	0.00%	\$0.00	\$0.00
4800 Federal Vocational Education	\$0.00	0.00%	\$0.00	\$0.00
TOTAL FEDERAL SOURCES OF REVENUE	\$0.00		\$0.00	\$0.00
<b>5000 NON-REVENUE RECEIPTS:</b>				
TOTAL NON-REVENUE RECEIPTS	\$0.00		\$0.00	\$0.00
<b>6000 BALANCE SHEET ACCOUNTS</b>				
<b>6100 CASH ACCOUNTS</b>				
6110 Cash Forward	\$0.00	105.71%	\$462,663.83	\$462,663.83
6130 Prior-Year Lapsed Appropriations (Schedule 6)	\$0.00	0.00%	\$0.00	\$0.00
6140 Estopped Warrants by Statute	\$0.00	0.00%	\$0.00	\$0.00
TOTAL CASH ACCOUNTS	\$0.00		\$462,663.83	\$462,663.83
6200 Interfund Transfers	\$0.00	0.00%	\$0.00	\$0.00
TOTAL BALANCE SHEET ACCOUNTS	\$0.00		\$462,663.83	\$462,663.83
GRAND TOTAL	\$2,029.95		\$486,573.24	\$486,573.24

BUILDING FUND ACCOUNTS COVERING THE PERIOD JULY 1, 2017 TO JUNE 30, 2018  
ESTIMATE OF NEEDS FOR 2018-2019

EXHIBIT 'C'

Schedule 7: Report of Prior Year Warrants Issued From Reserves			
FISCAL YEAR ENDING JUNE 30, 2017			
	RESERVES 06-30-2017	WARRANTS ISSUED SINCE	BALANCE LAPSED
<b>TOTAL PRIOR YEAR RESERVES</b>	<b>\$0.00</b>	<b>\$0.00</b>	<b>\$0.00</b>

Schedule 8: Report of Current Year Expenditures			
APPROPRIATED ACCOUNTS	FISCAL YEAR ENDING JUNE 30, 2018		
	APPROPRIATIONS		
	ORIGINAL	SUPPLEMENTAL ADJUSTMENTS	FINAL APPROPRIATIONS
<b>1000 INSTRUCTION:</b>	\$0.00	\$0.00	\$0.00
<b>2000 SUPPORT SERVICES:</b>			
2100 Support Services - Students	\$0.00	\$0.00	\$0.00
2200 Support Services - Instructional Staff	\$0.00	\$0.00	\$0.00
2300 Support Services - General Administration	\$0.00	\$0.00	\$0.00
2400 Support Services - School Administration	\$0.00	\$0.00	\$0.00
2500 Support Services - Business	\$0.00	\$0.00	\$0.00
2600 Operations And Maintenance of Plant Services	\$460,633.88	\$0.00	\$460,633.88
2700 Student Transportation Services	\$0.00	\$0.00	\$0.00
<b>TOTAL SUPPORT SERVICES</b>	<b>\$460,633.88</b>	<b>\$0.00</b>	<b>\$460,633.88</b>
<b>3000 OPERATION OF NON-INSTRUCTION SERVICES:</b>			
3100 Child Nutrition Programs Operations	\$0.00	\$0.00	\$0.00
3200 Other Enterprise Service Operations	\$0.00	\$0.00	\$0.00
3300 Community Services Operations	\$0.00	\$0.00	\$0.00
<b>TOTAL OPERATION OF NON-INSTRUCTIONAL SERVICES</b>	<b>\$0.00</b>	<b>\$0.00</b>	<b>\$0.00</b>
<b>4000 FACILITIES ACQUISITION &amp; CONSTRUCTION SERVICES:</b>			
4200 Land Acquisition Services	\$0.00	\$0.00	\$0.00
4300 Land Improvement Services	\$0.00	\$0.00	\$0.00
4400 Architecture and Engineering Services	\$0.00	\$0.00	\$0.00
4500 Educational Specifications Development Services	\$0.00	\$0.00	\$0.00
4600 Building Acquisition and Construction Services	\$0.00	\$0.00	\$0.00
4700 Building Improvement Services	\$0.00	\$0.00	\$0.00
<b>TOTAL FACILITIES ACQUISITION &amp; CONST. SERVICES</b>	<b>\$0.00</b>	<b>\$0.00</b>	<b>\$0.00</b>
<b>5000 OTHER OUTLAYS:</b>			
5100 Debt Service	\$0.00	\$0.00	\$0.00
5200 Fund Transfer/Reimbursement (Child Nutrition Fund)	\$0.00	\$0.00	\$0.00
5300 Clearing Account	\$0.00	\$0.00	\$0.00
5400 Indirect Cost Entitlement	\$0.00	\$0.00	\$0.00
5500 Private Nonprofit Schools	\$0.00	\$0.00	\$0.00
5600 Correcting Entry	\$0.00	\$0.00	\$0.00
5800 Charter School Reimbursement	\$0.00	\$0.00	\$0.00
5900 Arbitrage	\$0.00	\$0.00	\$0.00
<b>TOTAL OTHER OUTLAYS</b>	<b>\$0.00</b>	<b>\$0.00</b>	<b>\$0.00</b>
<b>7000 OTHER USES / UNBUDGETED ITEMS:</b>	<b>\$0.00</b>	<b>\$0.00</b>	<b>\$0.00</b>
<b>8000 REPAYMENTS:</b>	<b>\$0.00</b>	<b>\$0.00</b>	<b>\$0.00</b>
<b>TOTAL BUILDING FUND 2017-18 FISCAL YEAR</b>	<b>\$460,633.88</b>	<b>\$0.00</b>	<b>\$460,633.88</b>



BUILDING FUND ACCOUNTS COVERING THE PERIOD JULY 1, 2017 TO JUNE 30, 2018  
ESTIMATE OF NEEDS FOR 2018-2019

EXHIBIT 'C'

Schedule 8: Report of Current Year Expenditures (Continued)				
FISCAL YEAR ENDING JUNE 30, 2018				
APPROPRIATED ACCOUNTS	WARRANTS ISSUED	RESERVES	LAPSED BALANCE KNOWN TO BE UNENCUMBERED	2017-2018 EXPENDITURES FOR CURRENT EXPENSE PURPOSES
<b>1000 INSTRUCTION:</b>	\$0.00	\$0.00	\$0.00	\$0.00
<b>2000 SUPPORT SERVICES:</b>				
2100 Support Services - Students	\$0.00	\$0.00	\$0.00	\$0.00
2200 Support Services - Instructional Staff	\$0.00	\$0.00	\$0.00	\$0.00
2300 Support Services - General Administration	\$0.00	\$0.00	\$0.00	\$0.00
2400 Support Services - School Administration	\$0.00	\$0.00	\$0.00	\$0.00
2500 Support Services - Business	\$0.00	\$0.00	\$0.00	\$0.00
2600 Operations And Maintenance of Plant Services	\$0.00	\$0.00	\$460,633.88	\$0.00
2700 Student Transportation Services	\$0.00	\$0.00	\$0.00	\$0.00
<b>TOTAL SUPPORT SERVICES</b>	\$0.00	\$0.00	\$460,633.88	\$0.00
<b>3000 OPERATION OF NON-INSTRUCTION SERVICES:</b>				
3100 Child Nutrition Programs Operations	\$0.00	\$0.00	\$0.00	\$0.00
3200 Other Enterprise Service Operations	\$0.00	\$0.00	\$0.00	\$0.00
3300 Community Services Operations	\$0.00	\$0.00	\$0.00	\$0.00
<b>TOTAL OPERATION OF NON-INSTRUCTIONAL SERVICES</b>	\$0.00	\$0.00	\$0.00	\$0.00
<b>4000 FACILITIES ACQUISITION &amp; CONSTRUCTION SERVICES:</b>				
4200 Land Acquisition Services	\$0.00	\$0.00	\$0.00	\$0.00
4300 Land Improvement Services	\$0.00	\$0.00	\$0.00	\$0.00
4400 Architecture and Engineering Services	\$0.00	\$0.00	\$0.00	\$0.00
4500 Educational Specifications Development Services	\$0.00	\$0.00	\$0.00	\$0.00
4600 Building Acquisition and Construction Services	\$0.00	\$0.00	\$0.00	\$0.00
4700 Building Improvement Services	\$0.00	\$0.00	\$0.00	\$0.00
<b>TOTAL FACILITIES ACQUISITION &amp; CONST. SERVICES</b>	\$0.00	\$0.00	\$0.00	\$0.00
<b>5000 OTHER OUTLAYS:</b>				
5100 Debt Service	\$0.00	\$0.00	\$0.00	\$0.00
5200 Fund Transfer/Reimbursement (Child Nutrition Fund)	\$0.00	\$0.00	\$0.00	\$0.00
5300 Clearing Account	\$0.00	\$0.00	\$0.00	\$0.00
5400 Indirect Cost Entitlement	\$0.00	\$0.00	\$0.00	\$0.00
5500 Private Nonprofit Schools	\$0.00	\$0.00	\$0.00	\$0.00
5600 Correcting Entry	\$0.00	\$0.00	\$0.00	\$0.00
5800 Charter School Reimbursement	\$0.00	\$0.00	\$0.00	\$0.00
5900 Arbitrage	\$0.00	\$0.00	\$0.00	\$0.00
<b>TOTAL OTHER OUTLAYS</b>	\$0.00	\$0.00	\$0.00	\$0.00
<b>7000 OTHER USES / UNBUDGETED ITEMS:</b>	\$0.00	\$0.00	\$0.00	\$0.00
<b>8000 REPAYMENTS:</b>	\$0.00	\$0.00	\$0.00	\$0.00
<b>TOTAL BUILDING FUND 2017-18 FISCAL YEAR</b>	\$0.00	\$0.00	\$460,633.88	\$0.00

ESTIMATE OF NEEDS FOR THE FISCAL YEAR 2018-19		Estimate of Needs by Governing Board	Approved by County Excise Board
PURPOSE:			
Current Expense		\$486,573.24	\$486,573.24
Pro rata share of County Assessor's Budget as determined by County Excise Board		\$0.00	\$0.00
<b>GRAND TOTAL - Home School</b>		<b>\$486,573.24</b>	<b>\$486,573.24</b>

SINKING FUND ACCOUNTS COVERING THE PERIOD JULY 1, 2017 TO JUNE 30, 2018  
ESTIMATE OF NEEDS FOR 2018-2019

EXHIBIT "E"

Schedule 2: Detail of Judgment Indebtedness as of June 30, 2018 - Not Affecting Homesteads (New)						
Judgments For Indebtedness Originally Incurred After January 8, 1937. (New)						
IN FAVOR OF	O'neal-Beaver					TOTAL ALL JUDGMENTS
BY WHOM OWNED						
PURPOSE OF JUDGMENT						
Case Number	17-CV-010-KEW					
NAME OF COURT	US District Court					
Date of Judgment	3/21/2018					
Principal Amount of Judgment	\$ 5,000.00	\$ 0.00	\$ 0.00	\$ 0.00	\$ 5,000.00	
Interest Rate Assigned by Court	6.50%	0.00%	0.00%	0.00%		
Tax Levies Made	0	0	0	0		
Principal Amount Provided for to June 30, 2017	\$ 0.00	\$ 0.00	\$ 0.00	\$ 0.00	\$ 0.00	
Principal Amount Provided for in 2017-2018	\$ 0.00	\$ 0.00	\$ 0.00	\$ 0.00	\$ 0.00	
PRINCIPAL AMOUNT NOT PROVIDED FOR	\$ 0.00	\$ 0.00	\$ 0.00	\$ 0.00	\$ 0.00	
AMOUNT TO PROVIDE BY TAX LEVY FISCAL YEAR 2018-2019						
Principal 1/3	\$ 1,666.67	\$ 0.00	\$ 0.00	\$ 0.00	\$ 1,666.67	
Interest	\$ 325.00	\$ 0.00	\$ 0.00	\$ 0.00	\$ 325.00	
FOR ALL JUDGMENTS REPORTED						
LEVIED FOR BUT UNPAID JUDGMENT OBLIGATIONS						
OUTSTANDING JUNE 30, 2017						
Principal	\$ 0.00	\$ 0.00	\$ 0.00	\$ 0.00	\$ 0.00	
Interest	\$ 0.00	\$ 0.00	\$ 0.00	\$ 0.00	\$ 0.00	
JUDGMENT OBLIGATIONS SINCE LEVIED FOR:						
Principal	\$ 0.00	\$ 0.00	\$ 0.00	\$ 0.00	\$ 0.00	
Interest	\$ 0.00	\$ 0.00	\$ 0.00	\$ 0.00	\$ 0.00	
JUDGMENT OBLIGATIONS SINCE PAID:						
Principal	\$ 0.00	\$ 0.00	\$ 0.00	\$ 0.00	\$ 0.00	
Interest	\$ 0.00	\$ 0.00	\$ 0.00	\$ 0.00	\$ 0.00	
LEVIED BUT UNPAID JUDGMENT OBLIGATIONS						
OUTSTANDING JUNE 30, 2018						
Principal	\$ 0.00	\$ 0.00	\$ 0.00	\$ 0.00	\$ 0.00	
Interest	\$ 0.00	\$ 0.00	\$ 0.00	\$ 0.00	\$ 0.00	
Total	\$ 0.00	\$ 0.00	\$ 0.00	\$ 0.00	\$ 0.00	

Schedule 3: Prepaid Judgments as of June 30, 2018						
Prepaid Judgments On Indebtedness Originating After January 8, 1937						
NAME OF JUDGMENT						TOTAL ALL PREPAID JUDGMENTS
CASE NUMBER						
NAME OF COURT						
Principal Amount of Judgment	\$ 0.00	\$ 0.00	\$ 0.00	\$ 0.00	\$ 0.00	
Tax Levies Made	0	0	0	0		
Unreimbursed Balance At June 30, 2017	\$ 0.00	\$ 0.00	\$ 0.00	\$ 0.00	\$ 0.00	
Reimbursement By 2017-2018 Tax Levy	\$ 0.00	\$ 0.00	\$ 0.00	\$ 0.00	\$ 0.00	
Annual Accrual On Prepaid Judgments	\$ 0.00	\$ 0.00	\$ 0.00	\$ 0.00	\$ 0.00	
Stricken By Court Order	\$ 0.00	\$ 0.00	\$ 0.00	\$ 0.00	\$ 0.00	
Asset Balance	\$ 0.00	\$ 0.00	\$ 0.00	\$ 0.00	\$ 0.00	

SINKING FUND ACCOUNTS COVERING THE PERIOD JULY 1, 2017 TO JUNE 30, 2018  
ESTIMATE OF NEEDS FOR 2018-2019

EXHIBIT "E"

Schedule 4: Sinking Fund Cash Statement		
Revenue Receipts and Disbursements (Fund 41)	SINKING FUND	
	Detail	Extension
Cash on Hand June 30, 2017		\$ 0.00
Investments Since Liquidated	\$ 0.00	
COLLECTED AND APPORTIONED:		
Contributions From Other Districts	\$ 0.00	
2016 and Prior Ad Valorem Tax	\$ 0.00	
2017 Ad Valorem Tax	\$ 0.00	
Miscellaneous Receipts	\$ 0.00	
TOTAL RECEIPTS		\$ 0.00
TOTAL RECEIPTS AND BALANCE		\$ 0.00
DISBURSEMENTS:		
Coupons Paid	\$ 0.00	
Interest Paid on Past-Due Coupons	\$ 0.00	
Bonds Paid	\$ 0.00	
Interest Paid on Past-Due Bonds	\$ 0.00	
Commission Paid to Fiscal Agency	\$ 0.00	
Judgments Paid	\$ 0.00	
Interest Paid on Such Judgments	\$ 0.00	
Investments Purchased	\$ 0.00	
Judgments Paid Under 62 O.S. 1981, Sect 435	\$ 0.00	
TOTAL DISBURSEMENTS		\$ 0.00
CASH BALANCE ON HAND JUNE 30, 2018		\$0.00

Schedule 5: Sinking Fund Balance Sheet		
	SINKING FUND	
	Detail	Extension
Cash Balance on Hand June 30, 2018		\$ 0.00
Legal Investments Properly Maturing	\$ 0.00	
Judgments Paid to Recover by Tax Levy	\$ 0.00	
TOTAL LIQUID ASSETS		\$ 0.00
DEDUCT MATURED INDEBTEDNESS:		
a. Past-Due Coupons	\$ 0.00	
b. Interest Accrued Thereon	\$ 0.00	
c. Past-Due Bonds	\$ 0.00	
d. Interest Thereon After Last Coupon	\$ 0.00	
e. Fiscal Agent Commission On Above	\$ 0.00	
f. Judgements and Interest Levied for But Unpaid	\$ 0.00	
TOTAL Items a. Through f. (To Extension Column)		\$ 0.00
BALANCE OF ASSETS SUBJECT TO ACCRUALS		\$ 0.00
DEDUCT ACCRUAL RESERVES IF ASSETS SUFFICIENT:		
g. Earned Unmatured Interest	\$ 0.00	
h. Accrual on Final Coupons	\$ 0.00	
i. Accrued on Unmatured Bonds	\$ 0.00	
TOTAL Items g. Through i. (To Extension Column)		\$ 0.00
EXCESS OF ASSETS OVER ACCRUAL RESERVES		\$ 0.00

Schedule 6: Estimate of Sinking Fund Needs		
	SINKING FUND	
	Computed By Governing Board	Provided By Excise Board
Interest Earnings on Bonds	\$ 0.00	\$ 0.00
Accrual on Unmatured Bonds	\$ 0.00	\$ 0.00
Annual Accrual on "Prepaid" Judgments	\$ 0.00	\$ 0.00
Annual Accrual on Unpaid Judgments	\$ 1,666.67	\$ 1,666.67
Interest on Unpaid Judgments	\$ 325.00	\$ 325.00
Participating Contributions (Annexations):	\$ 0.00	\$ 0.00
For Credit to School Dist. No.	\$ 0.00	\$ 0.00
For Credit to School Dist. No.	\$ 0.00	\$ 0.00
For Credit to School Dist. No.	\$ 0.00	\$ 0.00
For Credit to School Dist. No.	\$ 0.00	\$ 0.00
Annual Accrual From Exhibit KK	\$ 0.00	\$ 0.00
TOTAL SINKING FUND PROVISION	\$ 1,991.67	\$ 1,991.67



## CERTIFICATE OF EXCISE BOARD

State of Oklahoma, County of Cherokee

We, do further certify that we have examined the statement of estimated needs for the current fiscal year ending June 30, 2018, as certified by the Board of Education of Tenkiller Public Schools, District Number C-66 of said County and State, and its financial statement for the preceding year, and in so doing we have diligently performed the duties imposed upon this Excise Board by 68 O. S. 2001 Section 3007, by (1) ascertaining that the financial statements, as to the statistics therein contained, reflect the true fiscal condition at the close of the fiscal year, or caused the same to be corrected so to show; (2) struck from the estimate of needs so submitted any items not authorized by law and reduced to the sum authorized by law any items restricted by statute as to the amount lawfully expendable therefor; (3) supplemented such estimate, after appropriate action, by an estimate of needs prepared by this Excise Board to make provision for mandatory functions based upon statistics authoritatively submitted; (4) computed the total means available to each fund in the manner provided, applying the Governing Board's estimate of revenue to be derived from surplus tax of the immediately preceding year and from sources other than ad valorem tax, or reduced such estimate to not less than the lawfully authorized ratio of the several sums realized from such sources during the preceding fiscal year or to such lesser sum as may reasonably be anticipated under altered law or circumstance and using for such determination the basic collections of the preceding year and the ratios on which distribution or apportionment must be made during the ensuing or current year.

To the several and specific purposes of the estimated needs as certified, we have and do hereby appropriate the surplus balances of cash on hand of the prior year, estimates of income from sources other than ad valorem taxation within the limitation fixed by law, and the proceeds of ad valorem tax levy within the number of mills authorized, either by apportionment by the Legislature, allocation by the excise board or by legal election, all of which appropriations are made in so far as the available surpluses, revenues, and levies will permit, except in that we have also provided that, after deducting items consisting of cash and the revenue from all sources other than the 2018 tax and the proceeds of the 2018 tax levy are in excess of the residue of such appropriations, by a sum included for delinquent tax, computed at .0% of such residue. And provided further, if said School District has been ascertained to be a well defined State Aid District, the local budget, as approved and appropriated for, has been applied wholly to its operating accounts.

We further certify that the amount required to be raised from tax, excluding Homesteads, for General Revenue Fund purposes as approved, requires a total ad valorem tax levy of .000 Mills. Said levy is within the statutory limit, and if in excess, is within the constitutional limit and has been authorized by a vote of the people of said district, as shown by certificate of the School Board to-wit:

To this District, with valuations shown below, the Excise Board allocated .000 Mills, plus .000 Mills authorized by the Constitution, plus an emergency levy of .000 Mills; plus local support levy of .000 Mills; for a total levy for the General Fund of .000 Mills.

We further certify that the amount required to be raised for building fund purposes as approved requires a tax levy of .000 Mills, and said levy has been certified as authorized by a vote of the people at an election held for that purpose. We further certify that Assessed Values used in computing Mill-vote levies have been applied as certified by the County Assessor.

We further certify that we have examined the within statements of account and estimated needs or requirements of the Governing Board of Tenkiller Public Schools, School District No. C-66 of said County and State, in relation to the Sinking Fund or Funds thereof, and after finding the same correct or having caused the same to be corrected pursuant to 68 O. S. 2001 Section 3009, have approved the requirements therefor to fulfill the conditions of Section 26 and 28 of Article 10, Oklahoma Constitution, and have made and certified a tax levy therefor to the extent of the excess of said total requirements over the total of items 2, 3, 6, and 12 of Exhibit Y and any other legal deduction, including a reserve of .0% for delinquent taxes.

CERTIFICATE OF EXCISE BOARD  
ESTIMATE OF NEEDS FOR 2018-2019

EXHIBIT "Y"					
County Excise Board's Appropriation of Income and Revenue	General Fund	Building Fund	Co-op Fund	Child Nutrition Fund	New Sinking Fund (Exc. Homesteads)
Appropriation Approved and Provision Made	\$ 3,063,465.64	\$ 486,573.24	\$ 0.00	\$ 0.00	\$ 1,991.67
Appropriation of Revenues:					
Excess of Assets Over Liabilities	\$ 546,321.05	\$ 462,663.83	\$ 0.00	\$ 0.00	\$ 0.00
Unclaimed Protest Tax Refunds	\$ 0.00	\$ 0.00	\$ 0.00	\$ 0.00	\$ 0.00
Miscellaneous Estimated Revenues	\$ 2,349,639.96	\$ 0.00	\$ 0.00	\$ 0.00	None
Est. Value of Surplus Tax in Process	\$ 0.00	\$ 0.00	\$ 0.00	\$ 0.00	None
Sinking Fund Contributions	\$ 0.00	\$ 0.00	\$ 0.00	\$ 0.00	\$ 0.00
Surplus Building Fund Cash	\$ 0.00	\$ 0.00	\$ 0.00	\$ 0.00	\$ 0.00
Total Other Than 2018 Tax	\$ 2,895,961.01	\$ 462,663.83	\$ 0.00	\$ 0.00	\$ 0.00
Balance Required	\$ 167,504.63	\$ 23,909.41	\$ 0.00	\$ 0.00	\$ 1,991.67
Add Allowance for Delinquency	\$ 16,750.46	\$ 2,390.94	\$ 0.00	\$ 0.00	\$ 99.58
Total Required for 2018 Tax	\$ 184,255.09	\$ 26,300.35	\$ 0.00	\$ 0.00	\$ 2,091.25
Rate of Levy Required and Certified	-----	-----	-----	-----	0.41 Mills

We further certify that the net assessed valuation of the Property, subject to ad valorem taxes, after the amount of all Homestead Exemptions have been deducted in the said School District as finally equalized and certified by the Board of Equalization for the current year 2018-2019 is as follows:

VALUATION AND LEVIES EXCLUDING HOMESTEADS					
County	Real	Personal	Public Service	Total	
This County Cherokee	\$ 4,377,991	\$ 564,348	\$ 144,770	\$ 5,087,109	
Joint County	\$ 0	\$ 0	\$ 0	\$ 0	
Joint County	\$ 0	\$ 0	\$ 0	\$ 0	
Joint County	\$ 0	\$ 0	\$ 0	\$ 0	
Joint County	\$ 0	\$ 0	\$ 0	\$ 0	
Joint County	\$ 0	\$ 0	\$ 0	\$ 0	
Joint County	\$ 0	\$ 0	\$ 0	\$ 0	
Joint County	\$ 0	\$ 0	\$ 0	\$ 0	
Joint County	\$ 0	\$ 0	\$ 0	\$ 0	
Joint County	\$ 0	\$ 0	\$ 0	\$ 0	
Joint County	\$ 0	\$ 0	\$ 0	\$ 0	
Joint County	\$ 0	\$ 0	\$ 0	\$ 0	
Joint County	\$ 0	\$ 0	\$ 0	\$ 0	
Total Valuations, All Counties	\$ 4,377,991	\$ 564,348	\$ 144,770	\$ 5,087,109	

The assessed valuations herein certified have been used in computing the rates of mill levies and the proceeds thereof appropriated as aforesaid; and that having ascertained as aforesaid, the aggregate amount to be raised by ad valorem taxation, be raised by ad valorem taxation, we thereupon made the above levies therefor as provided by law as follows:

EXHIBIT "Y" Continued:		Primary County And All Joint Counties						
Levies Required and Certified:		Valuation And Levies Excluding Homesteads				Total Required For 2018 Tax		
County		General Fund		Building Fund		Total Valuation	General	Building
This County	Cherokee	36.22	Mills	5.17	Mills	\$ 5,087,109	\$ 184,255	\$ 26,300
Joint Co.		0.00	Mills	0.00	Mills	\$ 0	\$ 0	\$ 0
Joint Co.		0.00	Mills	0.00	Mills	\$ 0	\$ 0	\$ 0
Joint Co.		0.00	Mills	0.00	Mills	\$ 0	\$ 0	\$ 0
Joint Co.		0.00	Mills	0.00	Mills	\$ 0	\$ 0	\$ 0
Joint Co.		0.00	Mills	0.00	Mills	\$ 0	\$ 0	\$ 0
Joint Co.		0.00	Mills	0.00	Mills	\$ 0	\$ 0	\$ 0
Joint Co.		0.00	Mills	0.00	Mills	\$ 0	\$ 0	\$ 0
Joint Co.		0.00	Mills	0.00	Mills	\$ 0	\$ 0	\$ 0
Joint Co.		0.00	Mills	0.00	Mills	\$ 0	\$ 0	\$ 0
Joint Co.		0.00	Mills	0.00	Mills	\$ 0	\$ 0	\$ 0
Joint Co.		0.00	Mills	0.00	Mills	\$ 0	\$ 0	\$ 0
Totals						\$ 5,087,109	\$ 184,255	\$ 26,300

The seal of Cherokee County, Oklahoma, is a circular emblem. It features a five-pointed star in the center, with a smaller star on each of its points. The star is surrounded by a wreath. The words "CHEROKEE COUNTY" are written in a circle around the top half of the star, and "OKLAHOMA" is written at the bottom. The entire seal is surrounded by a decorative border of small stars.