

2023 CIMARRON COUNTY ASSESSOR'S OFFICE REPORT TO THE EXCISE BOARD

07/27/2023

City/Village								
DISTRICT	DESCRIPTION	PERSONAL PROPERTY	REAL PROPERTY	PUBLIC SERVICE	TOTAL VALUATION	HOMESTEAD EXEMPTIONS	OTHER EXEMPTIONS	NET VALUATION
T01	Boise City	796,619	4,886,671	1,937,741	7,621,031	256,941	6,271	7,357,819
T02	Keyes	95,029	924,177	0	1,019,206	50,896	0	968,310
T05	Felt	34	147,268	0	147,302	6,785	0	140,517
CITY/VILLAGE TOTAL VALUATION		891,682	5,958,116	1,937,741	8,787,539	314,622	6,271	8,466,646

County								
DISTRICT	DESCRIPTION	PERSONAL PROPERTY	REAL PROPERTY	PUBLIC SERVICE	TOTAL VALUATION	HOMESTEAD EXEMPTIONS	OTHER EXEMPTIONS	NET VALUATION
C001	Cimarron County General	14,138,129	24,074,059	31,165,285	69,377,473	466,280	12,302	68,898,891
COUNTY TOTAL VALUATION		14,138,129	24,074,059	31,165,285	69,377,473	466,280	12,302	68,898,891

Other								
DISTRICT	DESCRIPTION	PERSONAL PROPERTY	REAL PROPERTY	PUBLIC SERVICE	TOTAL VALUATION	HOMESTEAD EXEMPTIONS	OTHER EXEMPTIONS	NET VALUATION
EMS	EMS	14,138,129	24,074,059	31,165,285	69,377,473	466,280	12,302	68,898,891
OTHER TOTAL VALUATION		14,138,129	24,074,059	31,165,285	69,377,473	466,280	12,302	68,898,891

School								
DISTRICT	DESCRIPTION	PERSONAL PROPERTY	REAL PROPERTY	PUBLIC SERVICE	TOTAL VALUATION	HOMESTEAD EXEMPTIONS	OTHER EXEMPTIONS	NET VALUATION
I-10	I-10 Felt	1,405,617	3,870,548	384,315	5,660,480	42,443	6,031	5,612,006
I-2	I-2 BC / Keyes	12,303,639	19,654,919	30,564,806	62,523,364	419,837	6,271	62,097,256
JT-1	JT-1 Yarbrough	428,873	548,592	216,164	1,193,629	4,000	0	1,189,629
SCHOOL TOTAL VALUATION		14,138,129	24,074,059	31,165,285	69,377,473	466,280	12,302	68,898,891

2023 CIMARRON COUNTY ASSESSOR'S OFFICE REPORT TO THE EXCISE BOARD

07/27/2023

I, Emily Perez, Assessor of Cimarron County Oklahoma, do hereby certify that the foregoing is a true and correct statement of valuations for Real Estate, Personal Property, Public Service and Homestead Exemptions as certified by the State Board of Equalization and shown by the records in the County Assessor's office. Subscribed by my name and affixed the seal of the County Assessors office on this day of 07/27/2023.

State of Oklahoma)
) SS
Cimarron County)

Emily Perez

07/28/23
Date


Emily Perez
County Assessor
Cimarron County

Seal

I, TINA NEWTON, County Clerk of Cimarron County Oklahoma, do hereby certify that the above is a true, correct and complete list of the valuations of Cimarron County Oklahoma as certified by the Cimarron County Assessor's office.

Tina Newton

TINA NEWTON
County Clerk
Cimarron County



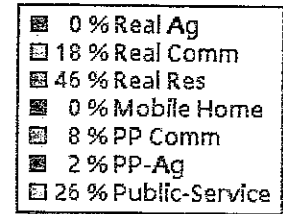
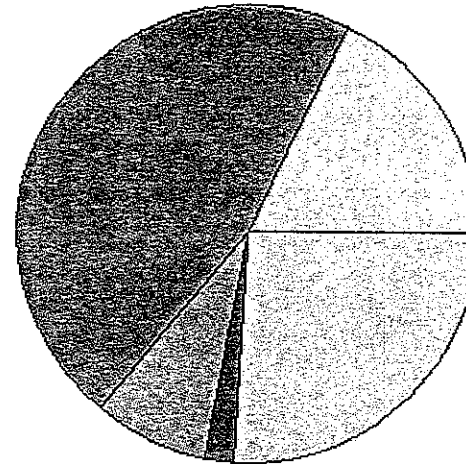
Seal

Excise Board: _____

Deyle James *John Schumacher*

07/28/23
Date

Real	Count	Value
Agricultural	8	2,732
Commercial	164	1,329,810
Residential	1,107	3,554,129
Total Real Value	1,279	4,886,671
Homestead	243	256,941
Veteran	1	6,271
Other	0	0
Total Exempt	258	263,212



TIF Increment Value

Net Assessed 4,623,459

Net Assessed Under Protest

Senior Freeze 38 186,029
 Capped Parcels 1,019 4,364,530


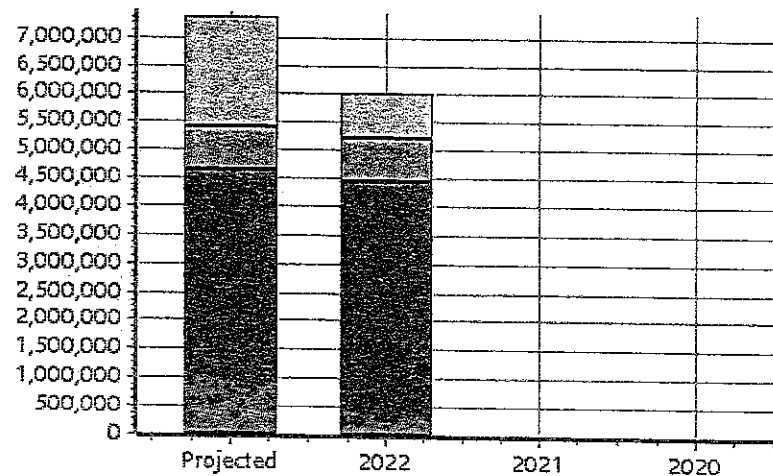
Personal	Count	Value
Agricultural	11	115,294
Commercial	105	678,816
Mobile Home	8	21,050
Total Personal	124	815,160
Total Exempt	2	18,541

TIF Increment Value

Net Assessed 796,619

Net Assessed Under Protest

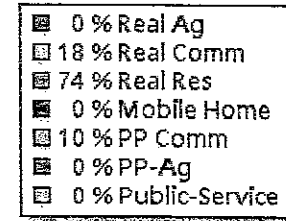
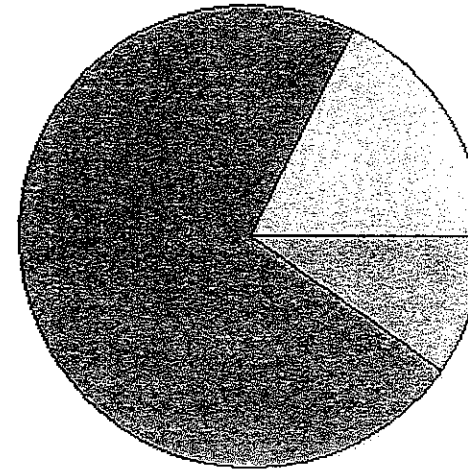
Public Service	Count	Value
Total PS Value	10	1,937,741
TIF Increment Value		
Net Assessed		1,937,741



District Totals	
Total Gross Value	7,639,572
Homestead Loss	256,941
Other Exemption Loss	24,812
TIF Increment Value	
Retained TIF Value	
Net Assessed Value	7,357,819
Net Assessed Under Protest	

* Public Service Protests Values are not included on this report.

Real	Count	Value
Agricultural	1	94
Commercial	39	173,576
Residential	252	750,507
Total Real Value	292	924,177
Homestead	50	50,896
Veteran	0	0
Other	0	0
Total Exempt	53	50,896



TIF Increment Value	
Net Assessed	873,281
Net Assessed Under Protest	
Senior Freeze	9 59,940
Capped Parcels	226 1,161,090

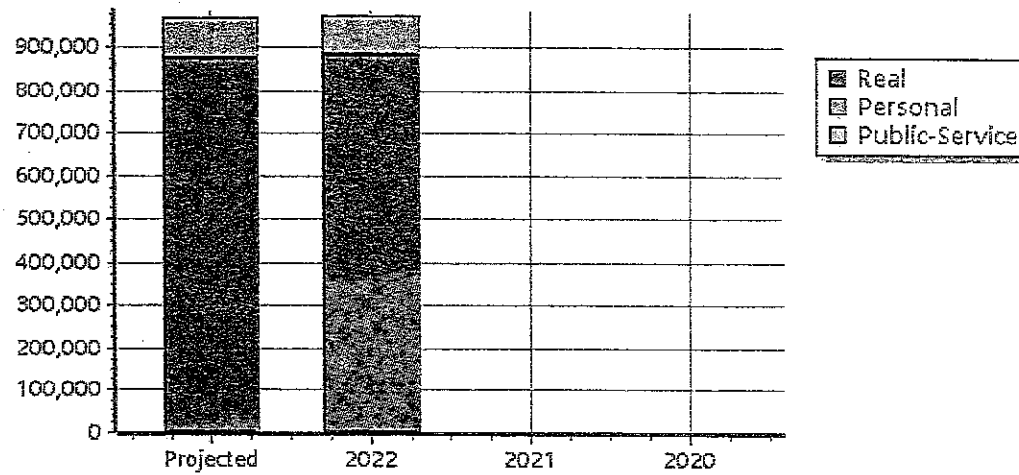
Personal	Count	Value
Agricultural	0	0
Commercial	4	95,029
Mobile Home	0	0
Total Personal	4	95,029
Total Exempt	0	0

TIF Increment Value	
Net Assessed	95,029
Net Assessed Under Protest	

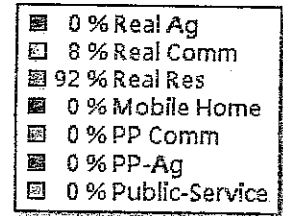

Public Service	Count	Value
Total PS Value	0	0
TIF Increment Value		
Net Assessed		0

District Totals	
Total Gross Value	1,019,206
Homestead Loss	50,896
Other Exemption Loss	0
TIF Increment Value	
Retained TIF Value	
Net Assessed Value	968,310
Net Assessed Under Protest	

* Public Service Protests Values are not included on this report.



Real	Count	Value
Agricultural	0	0
Commercial	4	10,499
Residential	48	136,769
Total Real Value	52	147,268
Homestead	6	6,785
Veteran	0	0
Other	0	0
Total Exempt	7	6,785


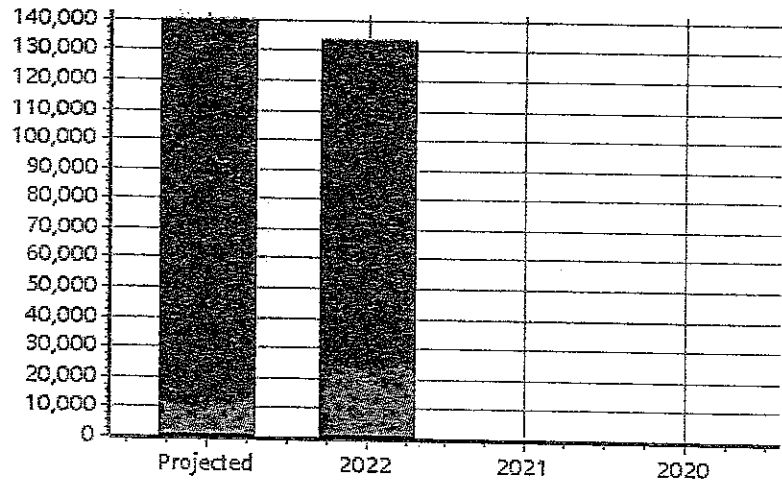


TIF Increment Value		
Net Assessed		140,483
Net Assessed Under Protest		
Senior Freeze	2	3,403
Capped Parcels	44	97,703

Personal	Count	Value
Agricultural	0	0
Commercial	1	34
Mobile Home	0	0
Total Personal	1	34
Total Exempt	0	0

TIF Increment Value		
Net Assessed		34
Net Assessed Under Protest		

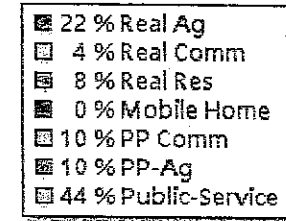
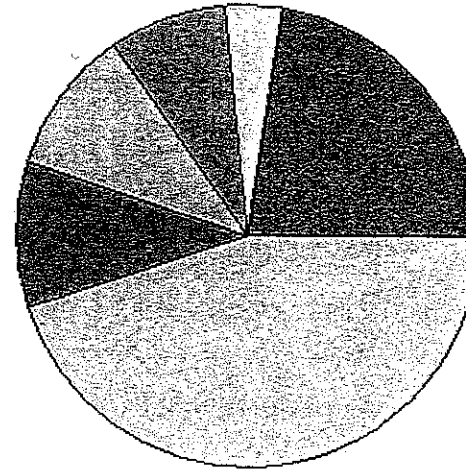
Public Service	Count	Value
Total PS Value	0	0
TIF Increment Value		
Net Assessed		0



District Totals	
Total Gross Value	147,302
Homestead Loss	6,785
Other Exemption Loss	0
TIF Increment Value	
Retained TIF Value	
Net Assessed Value	140,517
Net Assessed Under Protest	

* Public Service Protests Values are not included on this report.

Real	Count	Value
Agricultural	4,121	15,056,713
Commercial	266	3,159,825
Residential	1,778	5,857,521
Total Real Value	6,165	24,074,059
Homestead	441	466,280
Veteran	2	12,302
Other	0	0
Total Exempt	471	478,582


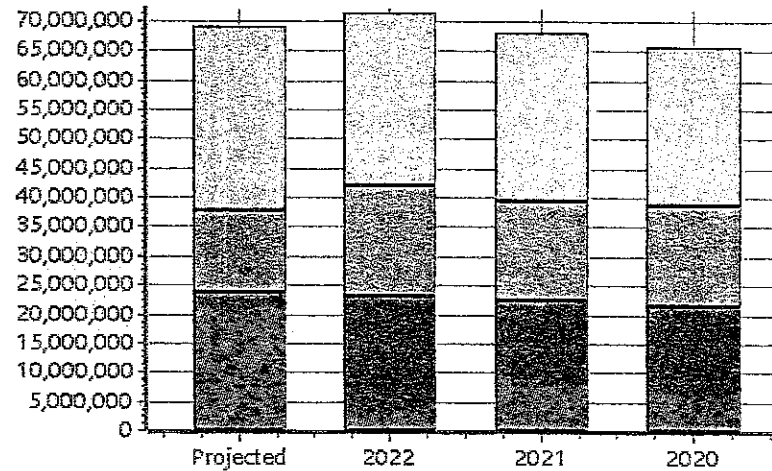


TIF Increment Value		
Net Assessed		23,595,477
Net Assessed Under Protest	0	0
Senior Freeze	71	388,177
Capped Parcels	3,335	12,149,195

Personal	Count	Value
Agricultural	341	7,075,234
Commercial	202	6,990,549
Mobile Home	23	90,887
Total Personal	566	14,156,670
Total Exempt	2	18,541

TIF Increment Value		
Net Assessed		14,138,129
Net Assessed Under Protest	5	1,229,640

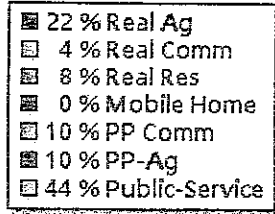
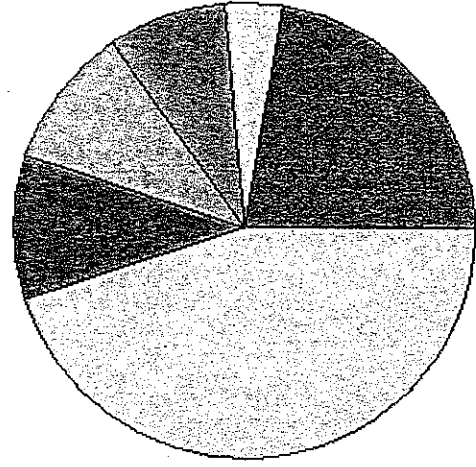
Public Service	Count	Value
Total PS Value	39	31,165,285
TIF Increment Value		
Net Assessed		31,165,285



District Totals	
Total Gross Value	69,396,014
Homestead Loss	466,280
Other Exemption Loss	30,843
TIF Increment Value	
Retained TIF Value	
Net Assessed Value	68,898,891
Net Assessed Under Protest	1,229,640

* Public Service Protests Values are not included on this report.

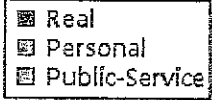
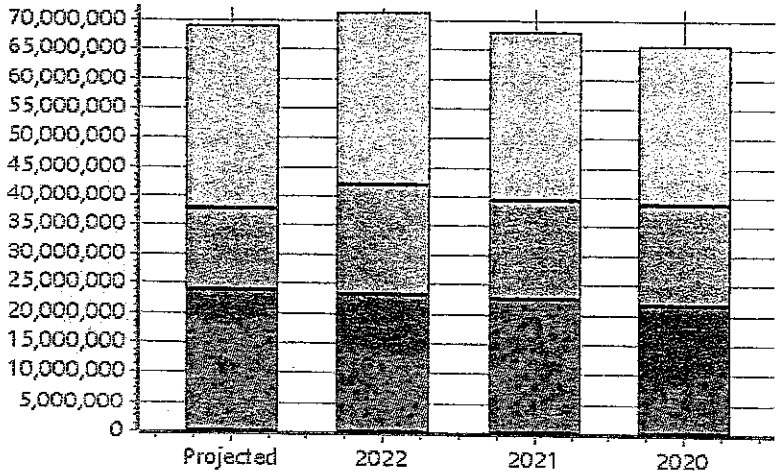
Real	Count	Value
Agricultural	4,121	15,056,713
Commercial	266	3,159,825
Residential	1,778	5,857,521
Total Real Value	6,165	24,074,059
Homestead	441	466,280
Veteran	2	12,302
Other	0	0
Total Exempt	471	478,582



TIF Increment Value

Net Assessed	23,595,477
Net Assessed Under Protest	0
Senior Freeze	71
Capped Parcels	3,335

Personal	Count	Value
Agricultural	341	7,075,234
Commercial	202	6,990,549
Mobile Home	23	90,887
Total Personal	566	14,156,670
Total Exempt	2	18,541



TIF Increment Value

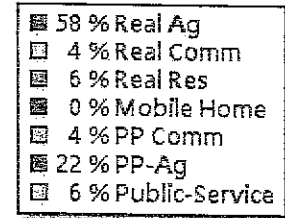

Net Assessed	14,138,129
Net Assessed Under Protest	5

Public Service	Count	Value
Total PS Value	39	31,165,285
TIF Increment Value		
Net Assessed		31,165,285

District Totals	
Total Gross Value	69,396,014
Homestead Loss	466,280
Other Exemption Loss	30,843
TIF Increment Value	
Retained TIF Value	
Net Assessed Value	68,898,891
Net Assessed Under Protest	1,229,640

* Public Service Protests Values are not included on this report.

Real	Count	Value
Agricultural	747	3,282,809
Commercial	9	217,277
Residential	100	370,462
Total Real Value	856	3,870,548
Homestead	40	42,443
Veteran	1	6,031
Other	0	0
Total Exempt	44	48,474



TIF Increment Value

Net Assessed **3,822,074**

Net Assessed Under Protest

Senior Freeze	7	25,898
Capped Parcels	417	1,273,218

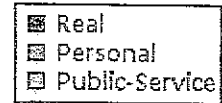
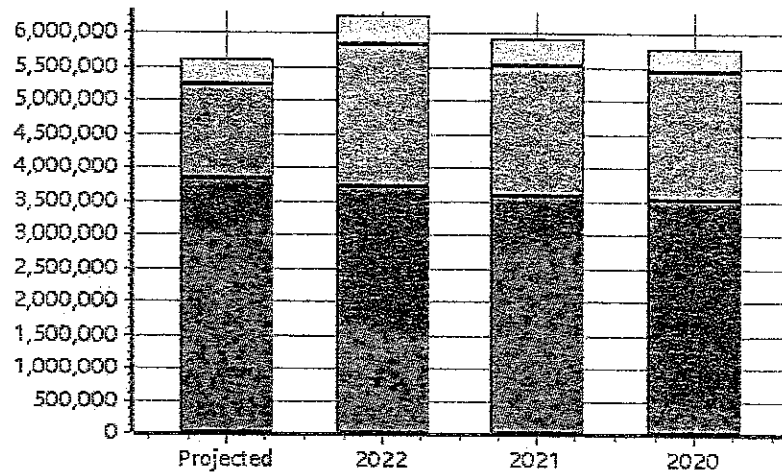
Personal	Count	Value
Agricultural	74	1,208,058
Commercial	11	193,817
Mobile Home	2	3,742
Total Personal	87	1,405,617
Total Exempt	0	0

TIF Increment Value

Net Assessed **1,405,617**

Net Assessed Under Protest

Public Service	Count	Value
Total PS Value	6	384,315
TIF Increment Value		
Net Assessed		384,315



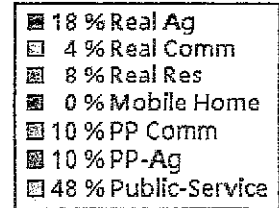
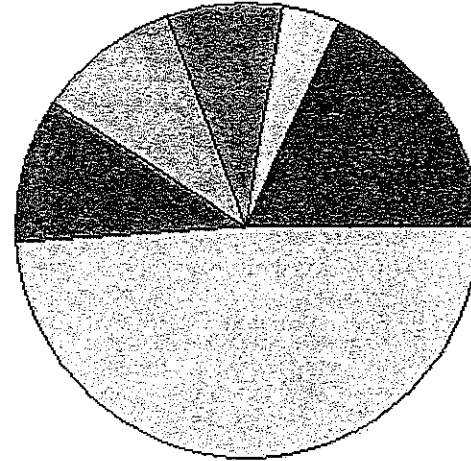
District Totals

Total Gross Value	5,660,480
Homestead Loss	42,443
Other Exemption Loss	6,031
TIF Increment Value	
Retained TIF Value	
Net Assessed Value	5,612,006

Net Assessed Under Protest

* Public Service Protests Values are not included on this report.

Real	Count	Value
Agricultural	3,186	11,239,793
Commercial	255	2,942,378
Residential	1,672	5,472,748
Total Real Value	5,113	19,654,919
Homestead	398	419,837
Veteran	1	6,271
Other	0	0
Total Exempt	423	426,108



TIF Increment Value

Net Assessed		19,228,811
Net Assessed Under Protest	0	0
Senior Freeze	63	356,771
Capped Parcels	2,847	10,588,853

Personal	Count	Value
Agricultural	259	5,795,380
Commercial	184	6,439,655
Mobile Home	21	87,145
Total Personal	464	12,322,180
Total Exempt	2	18,541

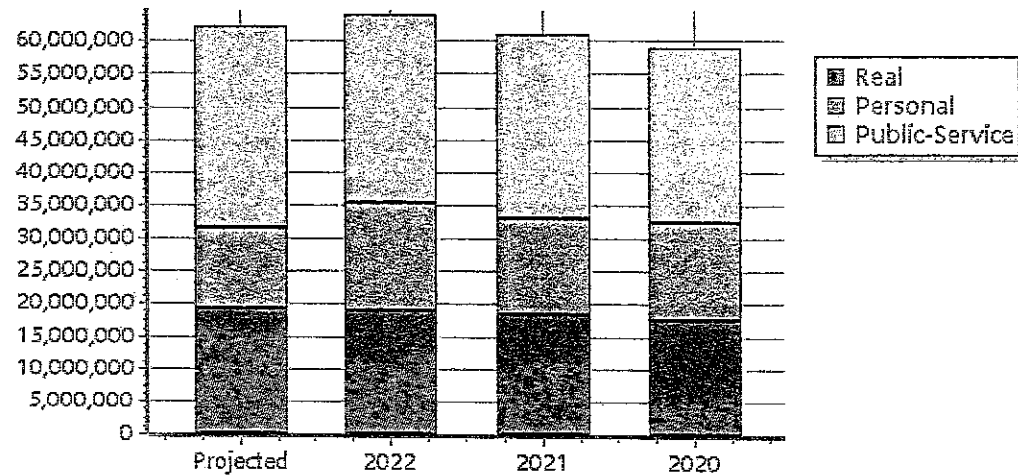
TIF Increment Value

Net Assessed		12,303,639
Net Assessed Under Protest	3	1,033,752

Public Service	Count	Value
Total PS Value	28	30,564,806

TIF Increment Value

Net Assessed		30,564,806
---------------------	--	-------------------

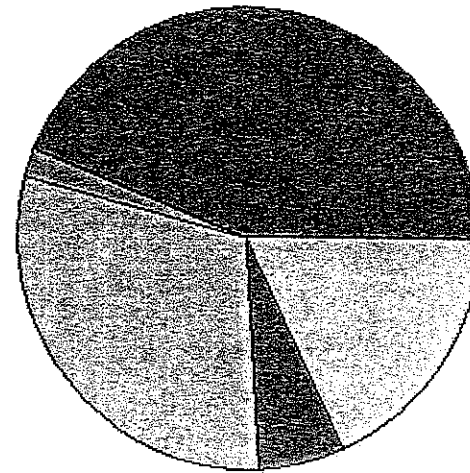


District Totals

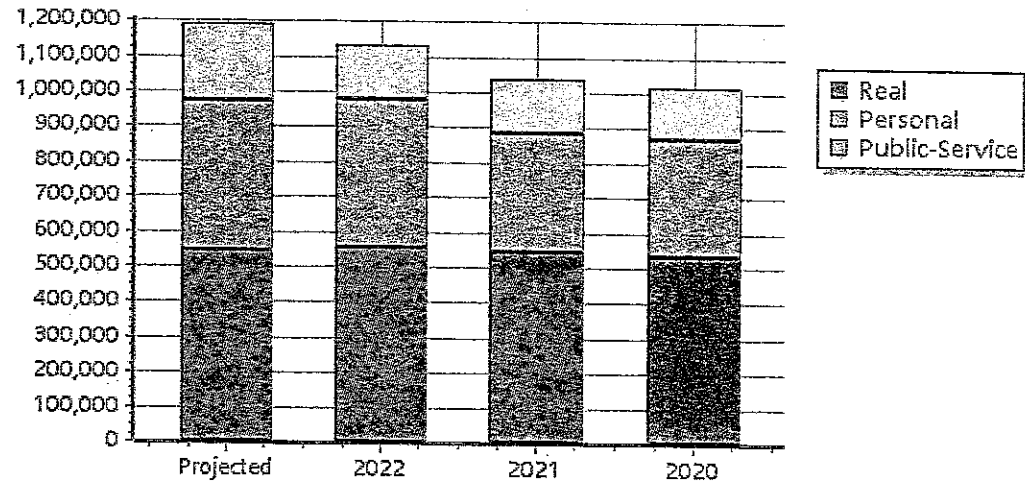
Total Gross Value	62,541,905
Homestead Loss	419,837
Other Exemption Loss	24,812
TIF Increment Value	
Retained TIF Value	
Net Assessed Value	62,097,256
Net Assessed Under Protest	1,033,752

* Public Service Protests Values are not included on this report.

Real	Count	Value
Agricultural	188	534,111
Commercial	2	170
Residential	6	14,311
Total Real Value	196	548,592
Homestead	3	4,000
Veteran	0	0
Other	0	0
Total Exempt	4	4,000
TIF Increment Value		
Net Assessed		544,592
Net Assessed Under Protest	0	0
Senior Freeze	1	5,508
Capped Parcels	71	287,124



Personal	Count	Value
Agricultural	8	71,796
Commercial	7	357,077
Mobile Home	0	0
Total Personal	15	428,873
Total Exempt	0	0
TIF Increment Value		
Net Assessed		428,873
Net Assessed Under Protest	2	195,888
Public Service		
Total PS Value	5	216,164
TIF Increment Value		
Net Assessed		216,164



District Totals	
Total Gross Value	1,193,629
Homestead Loss	4,000
Other Exemption Loss	0
TIF Increment Value	
Retained TIF Value	
Net Assessed Value	1,189,629
Net Assessed Under Protest	195,888

* Public Service Protests Values are not included on this report.