FILED
OCT 16 2
State Auditor &
FILED
NOV 16 2017
State Auditor & Inspe

CITY OF LAWTON
OKLAHOMA

ANNUAL BUDGET

FY 2017-18



Comanche

RECEIVED
AUG 17 2017
CARRIE TUBBS, County Clerk
By _____ Deputy

TABLE OF CONTENTS
FY 2017-2018

GENERAL INFORMATION

CITY OF LAWTON ORGANIZATIONAL CHART.....

BUDGET SUMMARY

OVERALL BUDGET SUMMARY 01
ACTIVITY FUNDING SUMMARY 02
SUMMARY OF REVENUE 05
BUDGET SUMMARY BY DIVISION 09
BUDGET SUMMARY BY EXPENDITURE 11

DEPARTMENTAL REQUESTS AND FUNDING

CAPITAL OUTLAY REQUESTS 14

OPERATING ACTIVITY BUDGETS
(FOR INFORMATIONAL PURPOSES ONLY)

MANAGERIAL
01 MAYOR AND COUNCIL 17
02 CITY CLERK 20

ADMINISTRATIVE
03 CITY MANAGER 23
09 HOTEL/MOTEL TAX 25
04 HUMAN RESOURCES 28
07 AUDITING 30
11 MUNICIPAL COURT 32
16 INFORMATION TECHNOLOGY 34
22 COMMUNITY DEVELOPMENT ADMIN 36
26 HOUSING ASSISTANCE 38
28 C.D. PROGRAM / NON-OPERATION 40
29 HOME 42
27 R.S.V.P 44
51 LIBRARY 46
81 NEIGHBORHOOD SERVICES 48
89 ANIMAL WELFARE 50

LEGAL
08 CITY ATTORNEY 53

FINANCE
13 FINANCE ADMINISTRATION 56
14 REVENUE SERVICES 58
15 FINANCIAL SERVICES 60
41 CITY AT LARGE 62
55 WAURIKA FUND 64

COMMUNITY SERVICES
21 PLANNING 67
19 MASS TRANSIT 69
23 INSPECTION SERVICES 71
30 LICENSE & PERMIT CENTER 73

PARKS & RECREATION
42 PARKS & RECREATION ADMIN 76
33 ARTS & HUMANITIES 78
43 SPORTS & AQUATICS 80
44 RECREATION & LEISURE SERVICES 82
45 MUSUEM 84
46 MCMAHON AUDITORIUM 86

RECEIVED
OCT 04 2017
State Auditor and Inspector

47	LAKES	88
52	PARK MAINTENANCE	90
53	CEMETERY	92
54	ATHLETIC LANDSCAPE MAINTENANCE	94
80	BUILDING MAINTENANCE	96

PUBLIC WORKS

61	STORMWATER MITIGATION	99
72	STREETS	101
73	TRAFFIC CONTROL	103
77	ELECTRONIC MAINTENANCE	105
79	EQUIPMENT MAINTENANCE	107
82	SOLID WASTE-REFUSE COLLECTION	119
83	SOLID WASTE-REFUSE DISPOSAL	111
85	DAINAGE MAINTENANCE	113

ENGINEERING

24	ENGINEERING	116
18	GEOGRAPHIC INFORMATION SYSTEMS	118
37	SEWER SYSTEM TECHNICAL	120
38	SEWER SYSTEM CONSTRUCTION	122
74	WASTEWATER COLLECTION	124
86	WASTEWATER MAINTENANCE	126

WATER / WASTEWATER

84	SE WATER TREATMENT PLANT	129
75	WATER TREATMENT PLANT	131
76	WASTEWATER TREATMENT PLANT	133
78	WATER DISTRIBUTION	135

POLICE

65	POLICE HEADQUARTERS	138
05	EMERGENCY MANAGEMENT	140
06	EMERGENCY COMMUNICATIONS	142
66	POLICE UNIFORM	144
67	POLICE CID	146
68	POLICE TECHNICAL SERVICES	148
69	POLICE TRAINING	150
70	POLICE CONTRACT SDERVICES	152

FIRE

93	FIRE PREVENTION	155
94	FIRE TRAINING	157
95	FIRE OPERATIONS	159

CAPITAL IMPROVEMENT PROGRAM

CAPITAL IMPROVEMENT PROGRAM SUMMARY 161

SINKING FUND SCHEDULES AND SINKING FUND ESTIMATE OF NEEDS

BALANCE SHEET AND ESTIMATE OF SINKING FUND NEEDS (EXHIBIT SF-1) 173
STATEMENT OF CASH ACCOUNTS (EXHIBIT SF-2) 174
SINKING FUND SCHEDULES-NEW SCHEDULES (EXHIBIT SF-3) 175
JUDGMENT INDEBTEDNESS 180
CERTIFICATE OF THE EXCISE BOARD AND APPROPRIATION OF INCOME & REVENUES (EXHIBIT SF-7) 205
SINKING FUND SCHEDULES 207

APPENDIX

GLOSSARY OF ACCOUNTS 228
SCHEDULE OF LEASE PURCHASES 232

CITY OF LAWTON, OKLAHOMA

BUDGET RESOLUTION NO. 17-65

A RESOLUTION APPROVING THE CITY OF LAWTON, OKLAHOMA BUDGET FOR FISCAL YEAR 2017-2018 AND ESTABLISHING BUDGET AMENDMENT AUTHORITY.

WHEREAS, the City of Lawton has adopted the provisions of the Oklahoma Municipal Budget Act (the Act) in 11 O.S. Sections 17-201 through 17-216; and

WHEREAS, the City Manager prepared a budget for the fiscal year ending June 30, 2018 (FY 2017-2018) consistent with the Act; and

WHEREAS, the Act in section 17-215 provides for the City Manager of the City, or designee, as authorized by the governing body, to transfer any unexpended and unencumbered appropriation from one department to another within the same fund; and

WHEREAS, the budget was formally presented to the Lawton City Council at least 30 days prior to the start of the fiscal year in compliance with Section 17-205; and

WHEREAS, the City of Lawton City Council conducted a Public Hearing at least 15 days prior to the start of the fiscal year, and published notice of the Public Hearing in compliance with Section 17-208 of the Act; and

NOW, THEREFORE, BE IT RESOLVED BY THE CITY COUNCIL OF THE CITY OF LAWTON, OKLAHOMA:

SECTION 1. The City Council of the City of Lawton does hereby adopt the FY 2017-2018 Budget on the 23rd day of May 2017, with total resources available (including transfers of $23,100,000) in the amount of $276,872,918 and total fund/department appropriations (including transfers out of $ 23,100,00) in the amount of $255,452,252 Legal appropriations (spending/encumbering limits) are hereby established as follows:

FUND	Appropriation Amount	Transfer In/Out(-)
General Fund	56,092,225	(2,490,480)
CDBG	581,986	
Home	332,521	
Enterprise Fund	16,524,480	(20,609,520)
Waurika Fund	3,398,638	
Stormwater Mitigation	443,013	
Operating Grants	82,477	
Emergency Communications	1,041,057	
Drainage Maintenance	1,059,563	
Wastewater Maintenance	118,000	
Hotel Motel	1,307,855	
Rolling Stock	2,561,671	
Sewer System Rehab	6,260,965	
Cell Phone Service Fee	608,675	
Police & Fire Training Fund	134,605	
Municipal Court LETA Fund	52,000	
Emergency Reserve Fund	0	
Other Special Revenue Funds	80,970,155	
Sinking Fund/Debt Service/CIP	83,882,366	23,100,000
Total	255,452,252	

SECTION 2. The City Council does hereby authorize the City Manager to transfer any unexpended and unencumbered appropriations, at any time throughout FY 2017-2018 from one line item to another, one object category to another within a department, or one department to another within a fund, without further approval by the City Council.

SECTION 3. All supplemental appropriations or decrease in the total appropriation of a fund shall be adopted at a meeting of the City Council and filed with the State Auditor and Inspector.

ADOPTED AND APPROVED, by the City Council of Lawton this 23rd day of May, 2017.

(SEAL)

FRED L. FITCH, MAYOR

ATTEST:

TRACI L. HUSHBECK, CITY CLERK

APPROVED as to form and legality this 31 day of May 2017

FRANK V. JENSEN, CITY ATTORNEY

GENERAL INFORMATION

Organization Chart 2017

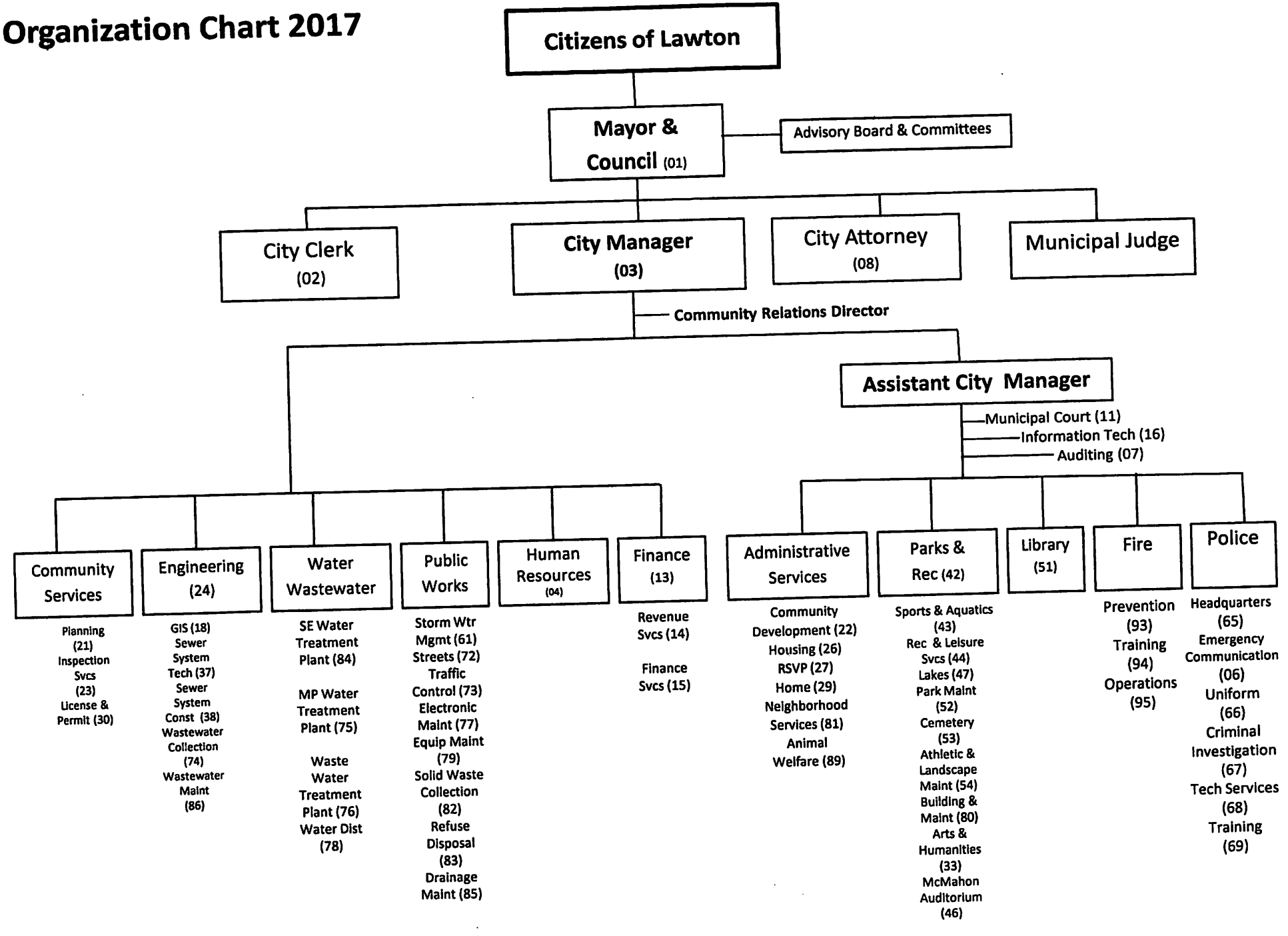

Mayor Fred L. Fitch
ffitch@cityof.lawton.ok.us
3/4/13 to 2019

Bob Morford - Ward 1
1622 NW 36th Street
Lawton, OK 73505
580-585-2271

rmorford@cityof.lawton.ok.us
3/4/13 to 2019

Keith Jackson - Ward 2
2603 NE Garden Lane

Lawton, OK 73507
580-357-8386
kjackson@cityof.lawton.ok.us
3/4/13 to 2019

Caleb Davis - Ward 3
2330 SW E. Ave.
Lawton, OK 73505
580-483-2996
cdavis@cityof.lawton.ok.us
1/9/17 to 2020

Jay Burk - Ward 4
1415 NE Independence
Lawton, OK 73507
580-284-7578
jburk@cityof.lawton.ok.us
3/3/08 to 2020

Dwight Tanner, Jr - Ward 5
1001 NW Bell Ave.
Lawton, OK 73507

Mailing Address P.O Box 5851.
Lawton, OK 73502

580-591-0560

dtanner@cityof.lawton.ok.us

7/1/13 to 2020

Cherry Phillips - Ward 6
6931 NW Eisenhower Dr.
Lawton, OK 73505
580-351-4166
cphillips@cityof.lawton.ok.us
3/2/15 to 2018

V. Gay Freeman McGahee - Ward 7
1606 SW Oklahoma Ave
Lawton, OK 73501
580-512-7107
gmcgahee@cityof.lawton.ok.us
Appointed 3/12/15 to 2018

Doug Wells - Ward 8
1603 NW Horton Blvd
Lawton, OK 73505
580-574-8435
dwells@cityof.lawton.ok.us
3/6/09 to 2018

COL SAMUEL W. CURTIS
Fort Sill Liaison
Taylor Hall, Room 120
580-442-3106
Samuel.w.curtis.mil@mail.mil

Map No. 1
City of Lawton
Ward Boundaries

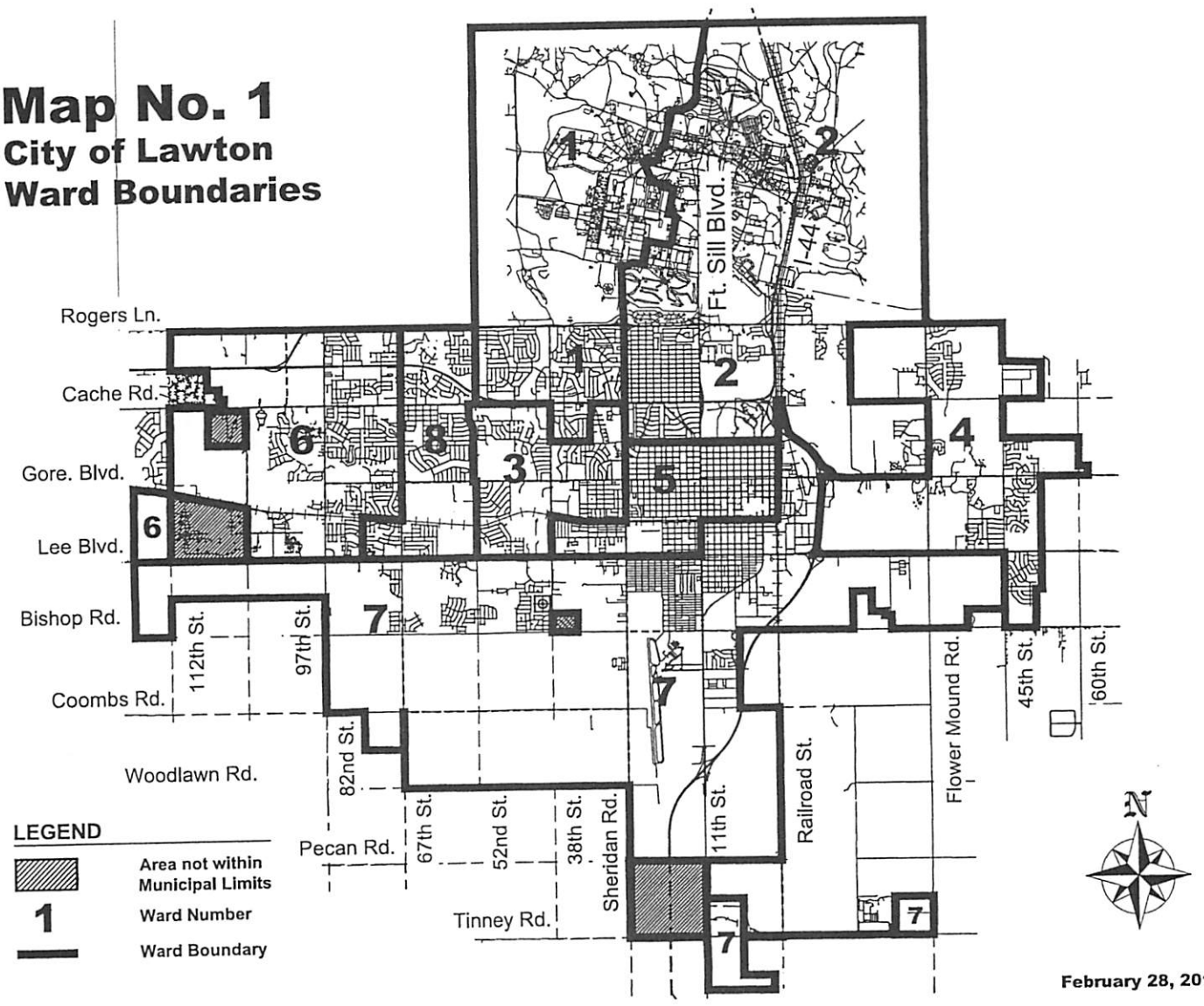

February 28, 2012

BUDGET SUMMARY

CITY OF LAWTON
BUDGET SUMMARY
FISCAL YEAR 2017-2018

FUND	ESTIMATED BEGINNING BUDGET BALANCE 7/1/2017	REVENUES	PROJECTED TOTAL RESOURCES	EXPENDITURES BUDGET	JUDGMENT BOND INT REDEMPTION	CIP TRANSFER EXPENDITURES	TOTAL EXPENDITURE	TRANSFER IN/OUT(-)	ESTIMATED ENDING BUDGET BALANCE 6/30/2018
GENERAL FUND	$ 2,808,705	$ 55,774,000	$ 58,582,705	$ 56,092,225	$ -		56,092,225	$ (2,490,480)	$ -
C.D.B.G.		581,986	$ 581,986	581,986			581,986		-
HOME		332,521	$ 332,521	332,521			332,521		-
NEIGHBORHOOD STABILIZATION							-		-
C.D.B.G. RECOVERY FUNDING							-		-
ENTERPRISE FUND		17,719,000	17,719,000	9,079,786			9,079,786	(8,639,214)	-
WATER		8,664,000	8,664,000	4,104,842			4,104,842	(4,559,158)	-
SEWER		10,751,000	10,751,000	3,339,852			3,339,852	(7,411,148)	-
REFUSE		3,399,000	4,478,320	3,398,638			3,398,638		1,079,682
WAURIKA SURCHARGE	1,079,320	335,000	674,676	443,013			443,013		231,663
STORM WATER MITIGATION	339,676						-		-
OPERATING GRANTS		44,000	44,000	44,000			44,000		-
OKLA DEPT OF LIBRARIES		38,477	38,477	38,477			38,477		-
R.S.V.P.							-		34,346
EMERGENCY COMMUNICATIONS	350,505	724,898	1,075,403	1,041,057			1,041,057		742,788
DRAINAGE MAINTENANCE	1,027,351	775,000	1,802,351	1,059,563			1,059,563	-	2,222
WASTEWATER MAINTENANCE	2,222	118,000	120,222	118,000			118,000		581,751
HOTEL MOTEL TAX/CHAMBER	752,606	1,137,000	1,889,606	1,307,855			1,307,855		2,902,030
ROLLING STOCK	2,772,701	2,691,000	5,463,701	2,561,671			2,561,671		30,694
SEWER SYSTEM REHAB		6,291,659	6,291,659	6,260,965			6,260,965		311,984
CELLULAR PHONE SERVICE	403,659	517,000	920,659	608,675			608,675		634,590
POLICE & FIRE TRAINING FUND	661,195	108,000	769,195	134,605			134,605		47,854
MUNICIPAL COURT LETA FUND	44,854	55,000	99,854	52,000			52,000		2,311,577
RESERVE FUND	1,961,577	350,000	2,311,577				-		10,952,894
OTHER SPECIAL REV FUNDS	67,117,234	24,805,815	91,923,049	80,970,155			80,970,155	-	-
SINKING FUNDS:							-		1,556,591
DEBT SERVICE AD VALOREM	906,575	3,302,076	4,208,651	2,652,060			2,652,060		-
PARK DEVELOPMENT FUND	19,085		19,085	19,085			19,085		-
CAPITAL IMPR PROJECTS	5,089,117		5,089,117	5,089,117			5,089,117		-
SALES TAX CAPITAL IMPR - 2008	4,105,771		4,105,771	4,105,771			4,105,771		-
SALES TAX CAPITAL IMPR - 2012	23,454,880	-	23,454,880	23,454,880			23,454,880		-
GO BOND IMPROVEMENT-2012	1,474,748		1,474,748	1,474,748			1,474,748		-
SALES TAX CAPITAL IMPR - 2015	5,811,680		5,811,680	15,311,680			15,311,680	9,500,000	-
SALES TAX CAPITAL IMPR - 2016	18,175,025		18,175,025	31,775,025			31,775,025	13,600,000	-
TOTAL	$ 138,358,486	$ 138,514,432	$ 276,872,918	$ 255,452,252	$ -	$ -	$ 255,452,252	$ -	$ 21,420,666

CITY OF LAWTON
BUDGET ACTIVITY FUNDING SUMMARY
FISCAL YEAR 2017-2018

	ACT NO	GENERAL FUND	C.D.B.G.	ENTERPRISE FUND WATER	ENTERPRISE FUND SEWER	ENTERPRISE FUND REFUSE	OTHER	ROLLING STOCK	ADOPTED TOTAL
MANAGERIAL:									$ 90,850
MAYOR & COUNCIL	1	$ 90,850	$ -	$ -	$ -	$ -			285,890
CITY CLERK	2	285,890							
ADMIN. SERVICES:									716,648
CITY MANAGER	3	716,648							842,254
HUMAN RESOURCES	4	842,254							86,556
INTERNAL AUDITING	7	86,556							1,420,225
INFORMATION SERVICES	16	568,090		284,045	284,045	284,045			126,051
COMMUNITY DEVELOPMENT ADMIN	22	11,880	114,171						215,082
HOUSING ASSISTANCE	26		215,082						244,733
C.D. PROGRAM NON-OPER.	28		244,733						332,521
HOME PROGRAM	29		332,521						235,840
ARTS & HUMANITIES	33	235,840							268,867
MCMAHON AUDITORIUM	46	268,867					44,000		1,235,366
LIBRARY	51	1,191,366					225,000		621,954
NEIGHBORHOOD SERVICES	81	396,954					75,300		724,601
ANIMAL WELFARE	89	649,301							
HOTEL/MOTEL TAX	9						1,307,855		1,307,855
LEGAL SERVICES:							2,500		1,260,558
CITY ATTORNEY	8	1,258,058					250,000		815,099
MUNICIPAL COURT	11	565,099							
FINANCE:									328,899
FINANCE ADMINISTRATION	13	328,899							1,302,400
REVENUE COLLECTION	14			680,374	330,289	291,738			686,272
FINANCIAL SERVICES	15	678,272	8,000						1,866,993
CITY AT LARGE	41	1,866,993					3,398,638		3,398,638
WAURIKA FUND	55								
COMMUNITY SERVICES:									648,013
PLANNING	21	648,013							798,000
MASS TRANSIT	19	798,000							435,953
INSPECTION SERVICES	23	435,953							288,208
LICENSE AND PERMIT CENTER	30	288,208							
PARKS AND RECREATION:									330,682
PARKS AND REC. ADMIN.	42	330,682					38,477		77,658
R.S.V.P.	27	39,181							356,272
SPORTS & AQUATICS	43	356,272							579,818
RECREATION & LEISURE SERVICES	44	579,818							500,000
MUSEUM	45	500,000					44,000	16,750	534,851
LAKES	47	474,101						216,500	1,193,503
PARKS MAINTENANCE	52	977,003					48,084		288,007
CEMETERY	53	249,923							582,941
ATHLETIC LANDSCAPE MAINTENANC	54	582,941						23,119	995,285
BUILDING MAINTENANCE	80	972,166							

CITY OF LAWTON
BUDGET ACTIVITY FUNDING SUMMARY
FISCAL YEAR 2017-2018

	ACT NO	GENERAL FUND	C.D.B.G.	ENTERPRISE FUND WATER	ENTERPRISE FUND SEWER	ENTERPRISE FUND REFUSE	OTHER	ROLLING STOCK	ADOPTED TOTAL
PUBLIC WORKS:							443,013		443,013
STORMWATER MITIGATION	61							118,341	3,304,923
STREET	72	3,186,582							521,098
TRAFFIC CONTROL	73	521,098					-		519,329
ELECTRONIC MAINTENANCE	77	519,329							3,644,617
EQUIPMENT MAINTENANCE	79	3,644,617				1,951,348		943,608	2,894,956
SOLID WASTE-REFUSE COLL.	82	-				762,391		196,650	959,041
SOLID WASTE-REFUSE DISP.	83	-					1,059,563		1,059,563
DRAINAGE MAINTENANCE	85	-							
ENGINEERING:							92,811		1,281,454
ENGINEERING	24	1,188,643					778,554		778,554
SEWER SYS REHAB	37	-					5,389,600		5,389,600
SEWER SYS CONSTR. DIV	38							407,358	1,280,911
WASTEWATER COLLECTION	74	-			873,553		118,000		592,364
WASTEWATER MAINTENANCE	86	474,364							251,650
GEOGRAPHIC INFO SYS SERVICES	18	100,660		50,330	50,330	50,330			
WATER/ WASTEWATER:								40,239	3,145,818
MEDICINE PARK WATER TREATMENT PL.	75	-		3,105,579				21,195	2,587,820
WASTEWATER TREATMENT PL.	76				2,566,625			332,220	2,398,618
WATER DISTRIBUTION	78	-		2,066,398					1,637,742
SE WATER TREATMENT PLANT	84			1,637,742					
POLICE SERVICES:							56,320		1,602,683
POLICE HEADQUARTERS	65	1,546,363							147,097
EMERGENCY MANAGEMENT	05	147,097					1,649,732		2,480,283
EMERGENCY COMMUNICATIONS	06	830,551					636,252	167,644	11,242,378
POLICE UNIFORM	66	10,438,482						27,255	1,761,501
POLICE CID	67	1,734,246							1,712,274
POLICE TECH SERVICES	68	1,712,274					30,900		591,796
POLICE TRAINING	69	560,896							163,220
POLICE SERVICE CONTRACTS	70	163,220							-
CELLULAR PHONE SERVICE	91	-							
FIRE SERVICES:							7,010		504,200
FIRE PREVENTION	93	497,190					39,880	45,720	401,942
FIRE TRAINING	94	316,342					681,395	5,072	11,922,660
FIRE OPERATIONS	95	11,236,193	-	-	-	-			
TOTAL		$ 56,092,225	$ 914,507	$ 7,824,468	$ 4,104,842	$ 3,339,852	$ 16,416,884	$ 2,561,671	$ 91,254,448
CHEVRON ENERGY AND WTR METER PMT				1,255,318					1,255,318
OTHER SPECIAL FUNDS							80,377,271		80,377,271
JUDGMENTS, BOND INTEREST, AND REDEMPTION:							2,652,060		2,652,060
DEBT SERVICE TO 1972									-
CAPITAL IMPROVEMENTS		-	-	-	-	-	79,913,155	-	79,913,155
TOTAL		$ 56,092,225	$ 914,507	$ 9,079,786	$ 4,104,842	$ 3,339,852	$ 179,359,370	$ 2,561,671	$ 255,452,252

CITY OF LAWTON

SUMMARY OF EXPENDITURES
*OTHER SPECIAL FUND EXPENDITURES

		2015-16 ACTUAL EXPENDITURES	2016-17 ADOPTED EXPENDITURES	2016-17 PROJECTED EXPENDITURES	2017-18 ADOPTED EXPENDITURES
2	STATE LANDFILL FUND	199,399	200,000	200,000	200,000
5	DEBT SERVICE	1,045,778	1,500,000	1,230,869	1,500,000
7	TIF FUND	1,009,339	1,450,000	950,000	1,125,000
10	LAWTON URBAN HOUSING AUTHROITY	-		0	-
16	LICENSE & PERMIT FUND	-	6,500	6,500	6,500
17	PUMPING FEE FUND	176,461	750,000	175,090	250,000
19	NARCOTICS-FORFEITURES	90,576	150,000	116,282	150,000
20	INSURANCE PROCEEDS FUND	53,794	150,000	150,000	150,000
22	SMALL BUSINESS REVOLVING LOAN	-		-	
25	ADULT SOFTBALL	4,303	20,000	13,700	16,450
26	FIRE PREVENTION EDUCATION	-		-	
27	OFFICER TRAINING FUND	201,652	190,000	190,000	225,000
28	WATER METER DEPOSITS	-	15,000	-	
29	COURT CREDIT CARD MAINT	480,048	350,000	350,000	487,500
30	MASS TRANSIT	2,630,045	3,150,000	1,958,007	2,610,686
40	FEDERAL GRANT FUNDS	1,112,701	600,000	394,030	500,000
41	METER DEPOSIT FUND	535,941	620,000	328,956	650,000
43	ELMER THOMAS PARK RENTALS	-		-	
44	LETA BEAUTIFICATION FUND	63,787	47,099	50,756	52,000
45	IMPACT AID	-		-	-
46	MUNICIPAL COURT TRUST FUND	303,751	389,000	249,598	325,000
48	MCMAHON GRANTS FUND	97,064	179,500	-	82,435
52	PARK FEE FUND	-		-	19,085
54	GROUP LIFE/ HEALTH FUND	8,704,626	8,500,000	7,295,388	8,200,000
60	WATER AUTHORITY	55,152,961	57,000,000	32,427,135	55,000,000
62	GENERAL EMPLOYEE RETIREMENT	5,208,511	8,183,881	4,117,592	8,190,000
63	POLICE GRANTS FUND	-	-	-	
66	POLICE SENTINEL FUND	-	-	-	
67	FLEXIBLE BENEFITS	270,755	255,000	192,047	250,000
68	APPLICATION FEES	3,788	10,000	6,200	10,000
69	LAWTON PARKING AUTHORITY		-	-	
71	IMPACT FEES	12,000	600,000	600,000	175,000
72	PARK FUND	-	-	-	-
74	CEMETERY REWARD FUND	-	-	-	-
76	SPECIAL JAIL FUND	32,350	80,000	38,678	42,000
78	REAL PROPERTY PROCEEDS	-	-	-	
80	RECYCLE FUND	-	40,000	-	145,965
81	LEASE & RENTAL REVENUE	7,950	12,100	12,100	14,000
83	LANDFILL ASSURANCE FUND	650	650	650	650
	TOTALS	77,398,230	84,448,730	51,053,578	80,377,271

CITY OF LAWTON

SUMMARY OF GENERAL FUND REVENUES

	2015-2016 ACTUAL REVENUES	2016-2017 ADOPTED REVENUES	2016-2017 PROJECTED REVENUES	2017-2018 ADOPTED REVENUES
CITY SALES TAX	$ 21,131,232	$21,326,000	$21,326,000	$21,526,000
LAWTON MARKETPLACE SALES TAX	425,764	520,000	364,697	378,000
LAWTON TOWN CENTER	454,226	494,000	398,078	420,000
FRANCHISE & ORD. TAX	2,330,781	2,340,000	2,340,000	2,354,000
ALCOHOLIC BEVERAGE TAX	280,362	270,000	199,476	259,000
USE TAX	2,187,946	2,235,000	2,220,026	2,230,000
TOBACCO TAX	542,680	577,000	426,288	530,000
ANIMAL CONTROL REVENUE	38,295	38,000	28,074	37,000
CEMETERY REVENUE	57,168	62,000	45,806	54,000
LIBRARY REVENUE	19,828	20,000	14,776	18,000
SWIMMING/TENNIS REVENUES		1,500	-	-
RECREATION REVENUE	47,881	55,000	40,634	43,000
MISCELLANEOUS REVENUES	551,302	619,000	457,317	626,000
POLICE FINES AND BONDS	1,907,755	2,265,000	1,926,609	1,938,000
CRIME STOPPERS	-	3,000	739	-
BUILDING & SAFETY REV.	488,376	487,000	359,796	417,000
ALCOHOLIC BEVERAGE LIC.	79,380	79,000	58,365	72,000
OTHER BUSINESS LICENSE	127,018	119,000	87,917	105,000
BOAT & SKI PERMITS	124,070	125,000	92,350	123,000
ZONING/ PLAT/REVOKABLE PERMITS	41,651	86,000	63,537	64,000
CAMPING FEES	213,111	159,000	117,469	151,000
LEASES & RENTALS	197,139	69000	50,977	44,000
AUDITORIUM	-	-	5,910	-
COPY SALES	16,476	19,000	14,037	16,000
SALE - PROPERTY	58,191	78,000	57,626	69,000
INTEREST EARNINGS	121,091	91,000	67,231	104,000
TRANSFER - OTHER FUNDS	37,982	106,000	78,313	77,000
GASOLINE TAX	177,204	130,000	96,044	76,000
VEHICLE LICENSE	708,219	693,000	511,988	620,000
OTHER GRANTS	15,265	130,000	381,960	319,000
TOWN HALL RECEIPTS	-			-
GARAGE SALE PERMITS	4,480	4,000	2,955	4,000
	32,384,873	33,200,500	31,834,995	32,674,000
LPS SALES TAX	-		-	-
CAPITAL IMP. SALES TAX - 2015	9,624,107	9,654,831	9,654,831	9,500,000
CAPITAL IMP. SALES TAX - 2012	10,344,462	13,792,616	-	-
CAPITAL IMP. SALES TAX - 2008		-		-
CAPITAL IMP. SALES TAX - 2016	3,360,062		13,792,616	13,600,000
GRAND TOTAL	$ 55,713,504	$ 56,647,947	$ 55,282,442	$ 55,774,000

CITY OF LAWTON

SUMMARY OF REVENUES FOR ENTERPRISE FUND

	2015-2016 ACTUAL REVENUE	2016-2017 ADOPTED REVENUE	2016-2017 PROJECTED REVENUE	2017-2018 ADOPTED REVENUE
WATER REVENUE:				
WATER TRANSFER FROM TRUST	$16,513,242	$17,135,000	$16,478,730	$17,210,000
WATER TAPS	32,694	60,000	57,702	49,000
OTHER WATER REVENUE	401,977	485,000	466,425	460,000
TOTAL WATER REVENUE	$ 16,947,913	$ 17,680,000	$ 17,002,857	$ 17,719,000
SEWER REVENUE:				
SEWER SERVICE	8,231,978	8,380,000	8,380,000	8,564,000
WASTEWATER EFFLUENT	89,518	100,000	100,000	100,000
TOTAL SEWER REVENUE	$ 8,321,496	$ 8,480,000	$ 8,480,000	$ 8,664,000
REFUSE REVENUES:				
REFUSE DISPOSAL	7,678,326	7,745,000	7,724,863	7,873,000
LANDFILL FEES	2,165,527	2,880,000	2,872,512	2,878,000
TOTAL REFUSE REVENUES	$ 9,843,853	$ 10,625,000	$ 10,597,375	$ 10,751,000
TOTAL ENTERPRISE REVENUE	$ 35,113,262	$ 36,785,000	$ 36,080,232	$ 37,134,000

CITY OF LAWTON

SUMMARY OF REVENUES
FOR GRANTS AND OTHER SOURCES

	2015-2016 ACTUAL REVENUES	2016-2017 ADOPTED REVENUES	2016-2017 PROJECTED REVENUES	2017-2018 ADOPTED REVENUES
C.D.B.G.	$ 666,329	$570,841	$ 628,499	$581,986
HOME PROGRAM	261,595	295,673	292,165	332,521
CDBG NEIGHBORHOOD STABILIZATION		-	11,249	
CDBG RECOVERY FUNDING		-	-	
HOTEL MOTEL TAX	1,193,769	1,291,400	1,157,405	1,137,000
HUNTING AND FISHING	52,938	48,439	51,026	44,000
CEMETERY	82,056	25,038	103,800	26,000
ANIMAL WELFARE LICENSE	50,803	50,500	48,955	55,000
ANIMAL WELFARE NEUTER	33,487	37,500	35,520	36,000
ANIMAL DONATION FUND	3,375	3,126	2,853	2,000
EMERGENCY COMMUNICATIONS	726,194	745,822	724,152	724,898
DRAINAGE MAINTENANCE PROGRAM	784,672	885,000	774,667	775,000
STORM WATER MITIGATION	335,403	354,000	334,254	335,000
WASTEWATER MAINTENANCE PROG	118,000	118,000	118,000	118,000
WAURIKA SURCHARGE	3,523,709	3,065,000	3,512,190	3,399,000
ROLLING STOCK	2,923,531	2,807,000	2,604,124	2,691,000
SEWER SYSTEM REHAB	3,506,253	6,334,158	6,969,492	6,291,659
CELLULAR SERVICE FEE	624,147	466,588	466,588	517,000
POLICE & FIRE TRAINING FUND	127,580	107,360	102,680	108,000
OTHER SPECIAL REVENUE FUNDS*	28,058,760	23,722,389	29,039,154	25,047,815
OTHER GRANTS				
R.S.V.P.	49,399	54,277	42,852	38,477
OKLA. DEPT OF LIBRARIES	63,361	48,000	72,335	44,000
OEA GRANT			-	0
TOTALS	$ 43,185,361	$ 41,030,111	$ 47,091,959	$ 42,304,356

REVENUE SUMMARY

TOTAL ENTERPRISE REVENUE	$ 35,113,262	$ 36,785,000	$ 36,080,232	$ 37,134,000
TOTAL GENERAL FUND REVENUE	$ 32,384,873	$ 33,200,500	$ 31,834,995	$ 32,674,000
TOTAL GRANT AND OTHER REVENUE	$ 43,185,361	$ 41,030,111	$ 47,091,959	$ 42,304,356
JUDGMENTS & DEBT SERVICE	$ 1,057,364	$ 3,517,744	$ 3,517,744	$ 3,302,076
CAPITAL IMPROVEMENTS	$ 23,328,631	$ 23,447,447	$ 23,447,447	$ 23,100,000
TOTAL ALL REVENUE	$ 135,069,492	$ 137,980,802	$ 141,972,377	$ 138,514,432

* see attached page for listing

CITY OF LAWTON

SUMMARY OF REVENUES
*OTHER SPECIAL REVENUES

		2015-2016 ACTUAL REVENUES	2016-2017 ADOPTED REVENUES	2016-2017 PROJECTED REVENUES	2017-2018 ADOPTED REVENUES
2	STATE LANDFILL FUND	190,051	193,747	228,996	194,000
3	LAKES FUND	-	-	-	-
4	DEBT SERVICE AD VALOREM	-	-	-	-
5	DEBT SERVICE	-	-	-	-
7	TIF FUND	1,038,914	-	1,086,965	1,100,000
10	LAWTON URBAN HOUSING AUTHROITY	1	-	1	3
15	RESERVE FUND	479,990	478,435	373,674	350,000
16	LICENSE & PERMIT FUND		-	-	
17	PUMPING FEE FUND	167,691	500,000	193,050	250,000
18	ANIMAL SHELTER FUND	-	-	-	-
19	NARCOTICS-FORFEITURES	52,789	35,000	46,739	35,000
20	INSURANCE PROCEEDS FUND	110,607	71,000	30,896	35,000
22	SMALL BUSINESS REVOLVING LOAN	645	388	400	400
23	ANIMAL DONATION FUND		-	-	-
25	ADULT SOFTBALL	2,352	6,450	13,700	14,000
26	FIRE PREVENTION EDUCATION	500	500	500	500
27	OFFICER TRAINING FUND	183,893	143,385	184,817	185,000
28	WATER METER DEPOSITS	-	5,000	-	5,000
29	COURT CREDIT CARD MAINT	1,342,216	854,824	711,916	850,000
30	MASS TRANSIT	2,672,062	2,845,000	2,785,049	2,845,000
33	CAPITAL IMPROVEMENTS- LPS 2009	-	-	-	-
35	CAPITAL IMPROVEMENTS	1,151,765	529,171	562,211	500,000
40	FEDERAL GRANT FUNDS	494,255	300,000	566,666	500,000
41	METER DEPOSIT FUND	592,045	617,689	985,000	650,000
42	ANIMAL LICENSE FUND		-	-	-
43	ELMER THOMAS PARK RENTALS	-	-	-	-
44	LAWTON BEAUTIFICATION FUND	62,620	47,099	56,973	55,000
45	IMPACT AID	-	-	-	
46	MUNICIPAL COURT TRUST FUND	309,032	378,120	248,777	300,000
47	CEMETERY CARE FUND		-	-	-
48	MCMAHON GRANTS FUND	-	-	-	-
52	PARK FEE FUND	-	-	-	-
54	GROUP LIFE/ HEALTH FUND	8,652,357	8,811,038	9,313,681	9,300,000
60	WATER AUTHORITY				
62	GENERAL EMPLOYEE RETIREMENT	7,051,855	7,421,516	7,236,685	7,300,000
63	POLICE GRANTS FUND	-	-		
66	POLICE SENTINEL FUND	240	89	160	200
67	FLEXIBLE BENEFITS	249,873	254,430	252,152	252,152
68	APPLICATION FEES	4,500	5,000	6,200	6,300
69	LAWTON PARKING AUTHORITY		-	-	-
71	IMPACT FEES	124,826	164,667	106,155	150,000
72	PARK FUND		-	-	
74	CEMETERY REWARD FUND		-	-	-
76	SPECIAL JAIL FUND	49,665	24,990	38,547	25,660
78	REAL PROPERTY PROCEEDS		-	-	-
80	RECYCLE FUND	-	25,000	14,098	25,000
81	LEASE & RENTAL REVENUE	12,400	9,750	21,767	22,000
83	LANDFILL ASSURANCE FUND	11	100	1,525	1,600
90	CAPITAL IMPROVEMENT - 2012		-		
91	AD VALOREM 2012	2,966,057	-	3,876,853	1,000
92	LIDA	95,549	-	95,000	95,000
93	CAPITAL IMPROVEMENT - 2015		-		
	TOTALS	28,058,760	23,722,389	29,039,154	25,047,815

BUDGET SUMMARY BY DIVISION

	2015-2016 ACTUAL EXPENDITURES	2016-2017 ADOPTED BUDGET	2016-2017 ACTUAL EXPENDITURES	2017-2018 ADOPTED BUDGET
MAYOR & COUNCIL	77,360	87,838	82,720	90,850
CITY CLERK	306,451	304,044	296,136	285,890
CITY MANAGER	739,067	688,862	707,777	716,648
HOTEL MOTEL TAX	1,221,969	1,291,400	1,291,400	1,307,855
HUMAN RESOURCES	618,286	866,188	844,689	842,254
AUDITING	87,246	83,635	83,363	86,556
INFORMATION TECHNOLOGY	1,169,358	1,316,031	1,307,015	1,420,225
COM DEVELOP ADMIN	121,542	120,714	120,141	126,051
HOUSING ASSISTANCE DIV	119,265	207,056	209,145	215,082
R.S.V.P.	76,899	89,635	80,050	77,658
C D PROGRAM/NON-OPERATION	84,156	244,733	100,000	244,733
HOME PROGRAM	38,403	295,673	40,217	332,521
LIBRARY-OPERATION	1,130,210	1,215,529	1,193,023	1,235,366
NEIGHBORHOOD SERVICES	467,352	621,249	610,704	621,954
ANIMAL WELFARE	811,154	689,765	650,150	724,601
CITY ATTORNEY	1,170,384	1,253,254	1,334,092	1,260,558
MUNICIPAL COURT	477,420	796,369	736,823	815,099
FINANCE ADMINISTRATION	128,795	180,261	194,426	328,899
REVENUE SERVICES	1,158,224	1,216,039	1,241,578	1,302,400
FINANCIAL SERVICES	768,225	856,451	782,433	686,272
CONTRACTS & PAYABLES	0	0	0	0
CITY-AT-LARGE	1,122,150	1,219,090	1,126,800	1,866,993
WAURIKA PAYMENTS	1,985,962	3,400,745	3,400,745	3,398,638
PLANNING	624,040	639,414	653,466	648,013
MASS TRANSIT	650,000	800,000	800,000	798,000
INSPECTION SERVICES	370,619	419,591	417,977	435,953
LICENSE & PERMIT CENTER	298,097	282,069	279,876	288,208
ARTS & HUMANITIES	215,685	252,173	252,546	235,840
PARKS & RECREATION ADMIN	336,804	324,912	322,489	330,682
SPORTS AND AQUATICS	291,381	335,954	299,376	356,272
RECREATION SERVICES	563,982	565,984	540,653	579,818
MUSEUM	552,346	525,000	525,000	500,000
MCMAHON AUDITORIUM	206,326	208,057	188,958	268,867
LAKES	449,859	566,384	554,072	534,851
PARK MAINTENANCE	945,035	1,000,943	993,523	1,193,503
CEMETERY	242,668	235,390	230,610	298,007
LANDSCAPE MAINTENANCE	564,845	590,129	552,036	582,941
BUILDING MAINTENANCE	971,552	968,411	914,202	995,285
STORMWATER MANAGEMENT	413,375	369,437	457,201	443,013
STREETS	2,376,044	3,239,913	2,991,044	3,304,923
TRAFFIC CONTROL	467,885	555,144	524,171	521,098
ELECTRONIC MAINTENANCE	455,186	522,646	520,283	519,329
EQUIPMENT MAINTENANCE	3,216,319	3,826,293	3,597,979	3,644,617
SOLID WASTE-REFUSE COLLEC	1,661,705	2,831,274	2,550,950	2,894,956
SOLID WASTE-REFUSE DISPSL	616,638	738,452	730,067	959,041
DRAINAGE MAINTENANCE	631,391	1,025,206	848,497	1,059,563

BUDGET SUMMARY BY DIVISION

	2015-2016 ACTUAL EXPENDITURES	2016-2017 ADOPTED BUDGET	2016-2017 ACTUAL EXPENDITURES	2017-2018 ADOPTED BUDGET
GEOGRAPHICAL INFO SYSTEM	242,685	264,455	260,988	251,650
ENGINEERING	1,185,634	1,210,504	992,622	1,281,454
SEWER SYSTEM TECH DIV	612,270	700,730	572,604	778,554
SEWER SYS CONSTRUCTION DIV	3,779,152	5,593,911	4,484,269	5,389,600
WASTEWATER COLLECTION	896,121	1,021,314	970,587	1,280,911
WASTEWATER MAINTENANCE	500,808	587,159	552,643	592,364
MEDICINE PARK WTP	2,305,637	3,014,269	2,962,076	3,145,818
WASTEWATER TREATMENT PLNT	2,299,864	2,495,959	2,430,254	2,587,820
WATER DISTRIBUTION	1,845,324	2,227,267	2,079,127	2,398,618
SE WATER TREATMENT PLANT	1,392,969	1,613,370	1,584,334	1,637,742
POLICE HEADQUARTERS	1,536,626	1,589,008	1,617,634	1,602,683
EMERGENCY OPERATION CNTR	141,884	147,097	147,097	147,097
EMERGENCY COMMUNICATIONS	2,258,486	2,568,828	2,525,460	2,480,283
POLICE UNIFORM	11,012,225	12,223,241	11,598,985	11,242,378
POLICE CID	1,951,098	2,075,781	1,966,602	1,761,501
POLICE TECH SERVICES	1,679,070	1,767,345	1,706,597	1,712,274
POLICE TRAINING	638,386	592,633	619,958	591,796
POLICE CONTRACT SERVICES	164,336	153,220	153,220	163,220
FIRE PREVENTION	554,738	532,447	555,944	504,200
FIRE TRAINING	317,666	351,178	319,154	401,942
FIRE OPERATIONS	13,343,338	12,772,665	12,435,171	11,922,660
TOTAL	$79,659,977	$91,369,718	$86,713,729	$91,254,448

BUDGET SUMMARY BY EXPENDITURE ACCOUNT

		2015-2016 ACTUAL EXPENDITURES	2016-2017 ADOPTED BUDGET	2016-2017 ESTIMATED EXPENDITURES	2017-2018 ADOPTED BUDGET
	PERSONAL SERVICES				
101	SALARIES AND WAGES	38,744,604	39,494,933	37,688,167	39,394,987
102	DIFFERENTIAL/LEADMAN PAY	446,509	427,250	429,852	411,980
103	SICK LEAVE-PAY IN LIEU	949,408	852,277	1,190,782	701,355
104	CONTRACT LABOR	604,657	617,000	535,294	709,760
106	PART-TIME	382,265	535,746	382,510	372,655
108	OVERTIME	1,260,166	1,293,851	1,395,653	1,285,632
110	UNEMPLOYMENT CONTRIBUTION	82,691	43,555	53,231	69,980
111	F.I.C.A.	1,794,027	1,943,499	1,757,174	1,920,853
112	WORKERS COMPENSATION	864,760	951,270	657,236	772,365
113	GROUP LIFE & HOSP	4,872,419	5,380,479	5,235,546	5,614,608
114	CITY RETIREMENT PLAN	2,061,758	2,252,733	2,099,712	2,200,440
116	POLICE PENSION PLAN	1,291,714	1,377,732	1,231,965	1,336,683
117	FIREFIGHTER'S PENSION	1,251,647	1,207,558	1,114,618	1,171,791
118	LONGEVITY	773,703	744,871	786,451	703,096
119	HOLIDAY PAY	554,038	616,485	559,365	570,839
121	UNIFORM MAINTENANCE	88,726	104,555	86,029	90,492
	TOTAL	$56,023,092	$57,843,794	$55,203,585	$57,327,516
	MATERIALS AND SUPPLIES				
201	SUPPLIES, TOOLS, EQUIP	1,247,218	1,477,571	1,427,326	1,448,836
204	PETROLEUM PRODUCTS	902,160	1,331,250	1,039,794	1,264,750
205	CHEMICALS	1,815,051	2,233,810	2,199,105	2,267,150
211	REPAIR AND MAINTENANCE	3,523,842	5,713,085	5,073,970	6,301,350
212	CONTRACTUAL MAINTENANCE	813,651	971,763	934,690	906,610
214	MAINT MATERL-MOTIVE EQUIP	1,620,713	1,777,100	1,792,972	1,697,850
216	UNIFORM AND CLOTHING	370,387	571,601	530,946	453,340
	TOTAL	$10,293,022	$14,076,180	$12,998,803	$14,339,886

BUDGET SUMMARY BY EXPENDITURE ACCOUNT

		2015-2016 ACTUAL EXPENDITURES	2016-2017 ADOPTED BUDGET	2016-2017 ESTIMATED EXPENDITURES	2017-2018 ADOPTED BUDGET
	OTHER SERVICES & CHARGES				
221	RENTAL, PUBL, PRINTING	364,617	458,082	392,435	475,533
230	CONTINGENCY	10,646	120,000	120,000	120,000
231	PROF & TECHNICAL SERVICE	5,261,805	7,743,307	7,342,940	8,002,899
241	TELEPHONE & POSTAGE	791,694	820,748	806,340	789,749
248	ELECTRICITY & NAT GAS	1,976,208	2,384,160	2,336,260	2,352,500
251	INSURANCE	365,697	399,120	377,930	376,691
265	TRAINING AND TRAVEL	441,553	516,254	440,385	520,112
272	ELECTION EXPENSE	45,483	40,000	33,000	18,000
279	OTHER EXPENSES	915,122	2,221,122	2,002,479	2,324,493
	TOTAL	$10,172,825	$14,702,793	$13,851,769	$14,979,977
	CAPITAL OUTLAY				
310	LEASE PURCHASE AGREEMENT	793,857	828,733	828,733	1,340,258
312	MACHINERY & EQUIPMENT	2,131,599	3,732,688	3,674,873	2,977,811
314	LIBRARY BOOKS	49,706	105,000	75,436	84,000
321	CONSTRC, IMPRVMNT, ADDTN	195,876	80,530	80,530	205,000
	TOTAL	$3,171,038	$4,746,951	$4,659,572	$4,607,069
	GRAND TOTAL	$79,659,977	$91,369,718	$86,713,729	$91,254,448

PERSONNEL SUMMARY FY 2017-2018

	2014-2015 ADOPTED BUDGET	2015-2016 ADOPTED BUDGET	2016-2017 ADOPTED BUDGET	2016-2017 ADOPTED SALES TAX EXT	2017-2018 ADOPTED BUDGET	2017-2018 ADOPTED SALES TAX EXT
MAYOR AND COUNCIL	0	0	0		0	
CITY CLERK	3	3	3		3	
CITY MANAGER	3	4	4		4	
HUMAN RESOURCES	6	7	8		7	
EMERGENCY MGMT OPERATIONS	0	0	0		0	
AUDITING	2	1	1		1	
LIBRARY	10	11	11		11	
CITY ATTORNEY	13	13	13		13	
MUNICIPAL COURT	10	8	8		8	
FINANCE ADMINISTRATION	2	2	2		4	
REVENUE SERVICES	18	18	17		17	
FINANCIAL SERVICES	12	10	10		8	
INFORMATION TECHNOLOGY	12	13	12		12	
GEOGRAPHICAL INFO SYSTEM	2	2	2		2	
PLANNING	9	8	8		8	
INSPECTION SERVICES	8	8	8		8	
LICENSE AND PERMIT CENTER	6	6	5		5	
COMMUNITY DEV ADMIN	1	1	1		1	
HOME PROGRAM	1	1	1		1	
HOUSING ASSISTANCE	2	2	2		2	
NEIGHBORHOOD SERVICES	9	8	8		8	
PARKS AND REC. ADMIN.	3	3	3		3	
ARTS & HUMANITIES	3	3	3		3	
R.S.V.P.	2	2	1		1	
SPORTS & AQUATICS	2	2	2		2	
RECREATION & LEISURE SERVICES	9	8	8		8	
MCMAHON AUDITORIUM	2	2	2		2	
LAKES	5	5	5		5	
CEMETERY	5	4	4		4	
PARK MAINTENANCE	10	10	10		10	
ATHLETIC LANDSCAPE MAINTENANCE	9	9	9		9	
BUILDING MAINTENANCE	13	13	13		13	
PUBLIC WORKS ADMIN	6	0	0		0	
ENGINEERING	16	17	16		14	
STORMWATER MITIGATION	3	5	5		5	
STREETS	41	38	38		38	
TRAFFIC CONTROL	10	9	9		8	
WASTEWATER COLLECTION	18	16	15		14	
WATER DISTRIBUTION	27	27	26		26	
WATER TREATMENT PLANT	15	15	15		15	
SE WATER TREATMENT PLANT	11	12	11		11	
WASTEWATER TREATMENT PL.	25	25	24		23	
DRAINAGE MAINTENANCE	9	9	10		10	
WASTEWATER MAINTENANCE	11	11	10		10	
ELECTRONIC MAINTENANCE	4	4	4		4	
EQUIPMENT MAINTENANCE	17	17	17		16	
SOLID WASTE-REFUSE COLL.	42	39	39		39	
SOLID WASTE-REFUSE DISP.	11	10	10		10	
ANIMAL WELFARE	11	11	10		12	
SEWER SYSTEM TECHNICAL	7	7	7		6	
SEWER SYSTEM CONSTRUCTION	26	26	26		26	
POLICE HEADQUARTERS	16	16	17		17	
EMERGENCY COMMUNICATIONS	34	34	34		34	
POLICE UNIFORM	143	144	144	9	144	9
POLICE CID	22	22	21		21	
POLICE TECH SERVICES	28	29	28		28	
POLICE TRAINING	4	4	4		4	
FIRE PREVENTION	6	6	6		6	
FIRE TRAINING	3	3	3		3	
FIRE OPERATIONS	134	134	127	12	127	12
	892	877	860	21	854	21

Note: This schedule does not include part-time positions but includes transfers.

** includes additions for (9)police * (12)fire personnel funded by sales tax extension.

DEPARTMENTAL REQUESTS AND FUNDING

CITY OF LAWTON
BUDGET FY 2017-2018
CAPITAL OUTLAY ITEMS BY CATEGORY AND FUNDING SOURCE

#	Activity	Description	ITEMS FUNDED: Activities with self funding	ITEMS FUNDED: Rolling Stock	ITEMS FUNDED: General & Enterprise Funds	ITEMS REQUESTED: Rolling Stock	ITEMS REQUESTED: General & Enterprise Funds
Legal							
08	ATTORNEY	workstation- desk unit (s)	$ 2,500				$ 2,500
Administrative							
46	McMahon Auditorium	water / foundation issues			$ 75,000		$ 80,000
51	LIBRARY	library books & materials			$ 15,000		$ 50,000
		Library State Aid Grant	$ 44,000				$ 44,000
		library Comanche County Funds			$ 25,000		$ 25,000
Municipal Court							
		court software	$ 50,000				$ 50,000
11	MUNICIPAL COURT	electonic citation system	$ 200,000				$ 200,000
Finance							
14	REVENUE SERVICES	new software for meter reading system			$ 110,000		$ 110,000
		meter locks for delinquent and inactive accounts			$ 15,200		$ 15,200
Parks and Recreation							
42	PARKS AND RECREATION ADMINISTRATION	stacking chairs (22 ea)			$ 4,400		$ 4,400
		room controller scaler for city hall auditorium			$ 1,080		$ 1,080
		portable showmaster community stage with light attachments and access staircase					$ 150,000
47	LAKES	batwing brush hog with mower deck			$ 18,000		$ 18,000
		72" cut diesel powered mower Revrb		$ 16,750		$ 16,750	
		track loader				$ 74,407	
52	PARK MAINTENANCE	multi-pro post pounder			$ 2,590		$ 2,590
		ada compliant drinking fountain / pet fountain					$ 1,910
		sign making machine					$ 5,299
		(2) 6' ada rectangular picnic tables					$ 2,378
		(10) ada compliant picnic tables					$ 4,500
		mig arc welder					$ 2,459
		manual post puller			$ 1,060		$ 1,060
		6' steel park benches (10 ea)					$ 6,220
		ada rectangular steel pedestal tables (9ea)					$ 13,473
		large outdoor park grill (4 ea)					$ 4,440
		dump truck 5-6 CY revrb 26		$ 93,704		$ 93,704	
		wide area mower revrb 32		$ 91,251		$ 91,251	
		1/2 ton truck revrb 18		$ 31,545		$ 31,545	
53	CEMETERY	(13) mud tracks 31" wide by 96" long	$ 2,509				$ 2,509
		road paving Phase II	$ 45,000				$ 45,000
54	ATHLETIC/LANDSCAPE MAINTENANCE						
		infield groomer					$ 15,500
		bottle filler with ada drinking fountains (2)					$ 7,910
		bed edge / trencher			$ 3,475		$ 3,475
		shade covers for grandfiew sports complex					$ 60,000
80	BUILDING MAINTENANCE	3/4 ton truck revrb30		$ 23,119		$ 23,119	
		5 hp 10" table saw with 52" table			$ 3,025		$ 3,025
		(2) 30' X 60" and (4) 15' x 25" american flags for elmer thomas park			$ 6,000		$ 6,000
		portable 3-phase generator 45-49 kva					$ 10,520
		carnegie town hall windows					$ 80,000
82	SOLID WASTE COLLECTIONS	side loading or front loading compactor refuse trucks - 6 ea revrb 11-16		$ 943,608		$ 943,608	
		(3) 30 yard open top roll off containers			$ 12,600		$ 12,600
37	SEWER SYSTEM TECH DIV	seeker series lateral inspection camera system	$ 13,000				$ 13,000
		(2) 1/2 ton trucks, reg cab (revrb 2-3)	$ 64,844				$ 64,844
		TV Camera Equipment / software (intrigal part of Unit 184)	$ 11,000				$ 11,000
		Hiper V Network Rover survey equipment	$ 20,250				$ 20,250

#	Activity	Description	Activities with self funding	ITEMS FUNDED Rolling Stock	ITEMS FUNDED General & Enterprise Funds	ITEMS REQUESTED Rolling Stock	ITEMS REQUESTED General & Enterprise Funds
38	SEWER SYSTEM CONSTRUCTION	dump truck 1 ton revrb 9	$ 41,553				$ 41,553
		excavator revrb 5	$ 63,860				$ 63,860
		6" portable lift station with float control	$ 47,000				$ 47,000
		(2) backhoe with loaders - revrb 6 &12	$ 193,270				$ 193,270
		8x20 cargo trailer	$ 10,000				$ 10,000
		generator (2)	$ 6,000				$ 6,000
24	ENGINEERING	large format copier/ scanner/ plotter/ printer all-in-one			$ 10,000		$ 10,000
		hiper V base/ rover with data collector & software			$ 30,745		$ 30,745
72	STREETS	install electric service for equipment block heaters, crew storage lighting & security			$ 30,000		$ 30,000
		Dump Truck 10-12 CY revrb 25		$ 118,341		$ 118,341	
		30" walk behind concrete saw					$ 16,000
		sand & salt spreader					$ 15,000
		roof repairs					$ 25,000
		trailer mounted air compressor					$ 20,000
74	WASTEWATER COLLECTION	Truck catch basin, vac Revrb 32		$ 372,618		$ 372,618	
		1/2 ton extended cab truck Revrb 38		$ 34,740		$ 34,740	
75	WATER TREATMENT PLANT	(8) Turbidity Analyzers			$ 35,200		$ 35,200
		(2) TOC analyzers			$ 36,000		$ 36,000
		Mower deck riding mower ZT Revrb 20		$ 8,694		$ 8,694	
		pickup truck 1/2 ton Revrb 28		$ 31,545		$ 31,545	
73	TRAFFIC CONTROL	Thermo applicator			$ 15,000		$ 15,000
		line lazer sprayer			$ 7,000		$ 7,000
76	WASTEWATER TREATMENT PLANT	gas powered welder			$ 15,000		$ 15,000
		4" gas powered trash pump			$ 5,000		$ 5,000
		horizontal hand saw					$ 5,000
		1/2 ton truck revrb 36		$ 21,195		$ 21,195	
78	WATER DISTRIBUTION	portable saws 4 ea			$ 7,800		$ 7,800
		(2) dump trucks revrb 27 &34		$ 187,408		$ 187,408	
		diamond wire guillotine saw					$ 11,950
		hammer hydralic revrb 31		$ 144,812		$ 144,812	
		small drilling machine					$ 2,000
		a3 tapping machine					$ 5,000
		valve maint trailer / vacuum excavator					$ 63,375
79	EQUIPMENT MAINTENANCE	fully rugged laptop			$ 3,300		$ 3,300
		diagnostic software			$ 3,200		$ 3,200
		CFA Equipment replacement software					$ 5,500
		Fuel System Monotir for CNG Vehicles					$ 13,242
83	SOLID WASTE REFUSE DISPOSAL	dozer, straight blade Revrb 10		$ 196,650		$ 196,650	
85	DRAINAGE MAINTENANCE	Excavator Unit 8545- revrb7	$ 264,710				$ 264,710
		truck 1/2 ton ext cab - unit 8511 -(revrb 13)					$ 24,004
61	STORMWATER	desktop computer	$ 1,200				$ 1,200
Police							
		(4) police suv (revrb 21- 24)		$ 167,644		$ 167,644	
66	POLICE UNIFORM	(4) police suv - CIP Funded	$ 178,252				$ 401,067
67	POLICE CRIMINAL INVESTIGATION	auto, intermediate, 4 dr (revrb 18)		$ 27,255		$ 27,255	
69	POLICE TRAINING	taser with holster & battery pack 15 ea - CIP funded	$ 21,000				$ 21,000
		remington shotguns 18 ea - CIP funded	$ 9,900				$ 9,900
06	EMERGENCY COMMUNICATIONS	proQA / AQUA / xlerator system server	$ 13,000				$ 13,000

#	Activity	Description	Activities with self funding	ITEMS FUNDED Rolling Stock	ITEMS FUNDED General & Enterprise Funds	ITEMS REQUESTED Rolling Stock	ITEMS REQUESTED General & Enterprise Funds
		911 phone sys	$ 180,000				$ 180,000
95	FIRE OPERATIONS						
		replace roof at station 6			$ 55,000		$ 55,000
		physical fitness equipment	$ 7,500				$ 7,500
		overhead garage doors with 3" track for fire stations					$ 7,500
		camera security system for central fire station					$ 6,000
		radio packages for vehicles (2) 800 mhz and (3) 100 mhz VHF					$ 11,800
		Upgrade Station 5 vehicle Exhaust removal system to magnetic connections					$ 3,450
		z turn riding mower revrb 17		$ 5,072		$ 5,072	
94	FIRE TRAINING	Truck, Sport Utility, 1/2 ton, revrb 29		$ 45,720		$ 45,720	
		als training manikins	$ 9,375				$ 9,375
		polaris ranger crew with EMS/ Transport bed					$ 21,999
	Totals		$1,499,723	$2,561,671	$545,675	$2,636,078	$2,929,642
	Total capital outlay funded				$4,607,069		

OPERATING ACTIVITY BUDGETS

MANAGERIAL

DIVISION: MAYOR & COUNCIL — ACTIVITY NO: 01

FUNCTION

THE CITY COUNCIL, WITH THE MAYOR SERVING AS ITS CHAIRMAN, IS THE POLICY-MAKING LEGISLATIVE BODY OF THE CITY OF LAWTON AND IS RESPONSIBLE TO THE PEOPLE OF THE COMMUNITY FOR PROGRAMS AND SERVICES PROVIDED BY THE CITY. THE COUNCIL APPROVES ALL ORDINANCES, RESOLUTIONS AND CONTRACTS, INCLUDING BUT NOT LIMITED TO PROPERTY SALES, ACQUISITIONS AND LEASES AS WELL AS MAJOR PURCHASES OF MATERIALS, EQUIPMENT AND SERVICES REQUIRED BY THE CITY. WITH THE ADVICE AND ASSISTANCE OF THE CITY MANAGER, THE COUNCIL REVIEWS PROPOSALS FOR COMMUNITY NEEDS, INITIATES ACTION FOR NEW PROGRAMS AND DETERMINES THE ABILITY OF THE CITY TO PROVIDE FINANCING FOR CITY ACTIVITIES. THE COUNCIL IS RESPONSIBLE FOR APPROVAL OF THE ANNUAL OPERATING BUDGET.

COMMENTS

ACCOUNT 231, PROVIDES FUNDING FOR ECONOMIC DEVELOPMENT. ACCOUNT 279, OTHER EXPENSES, FUNDING FOR THE HUMAN RIGHTS AND RELATIONS COMMISSION, ENVIRONMENTAL COMMITTEE, STATUS OF WOMEN, AND OTHER ACTIVITIES.

PERSONNEL

CLASSIFICATION	SALARY BI-WKLY	15/16	16/17	17/18
MAYOR	0000	1	1	1
CITY COUNCIL	0000	8	8	8
TOTAL		9	9	9

CAPITAL OUTLAY

ACCT NO.	ITEM	A/R	QTY	BUDGET AMOUNT

FUNDING SOURCE

CLASSIFICATION	ADOPTED TOTAL 17/18	GENERAL
PERSONNEL SERVICES	59,210	59,210
MATERIALS & SUPPLIES	4,100	4,100
OTHER SERVICES & CHARGES	27,540	27,540
CAPITAL OUTLAY	0	0
TOTAL DOLLARS	90,850	90,850

SUMMARY OF EXPENDITURES

DEPARTMENT: MANAGERIAL ACTIVITY NO.: 1

DIVISION OR ACTIVITY: MAYOR & COUNCIL

ACCT. NO.	ACCOUNT TITLE	2015-2016 ACTUAL EXPENDITURES	2016-2017 ADOPTED BUDGET	2016-2017 EXPENDITURES ESTIMATE	2017-2018 ADOPTED BUDGET
	PERSONAL SERVICES				
101	SALARIES AND WAGES	54,616	55,010	55,010	55,000
103	SICK LEAVE-PAY IN LIEU	0	0	0	0
104	CONTRACT LABOR	0	0	0	0
106	PART-TIME	0	0	0	0
110	UNEMPLOYMENT CONTRIBUTION	0	0	0	0
111	F.I.C.A.	4,178	4,208	4,210	4,210
112	WORKERS COMPENSATION	0	0	0	0
113	GROUP LIFE & HOSP	0	0	0	0
114	CITY RETIREMENT PLAN	0	0	0	0
		$58,794	$59,218	$59,220	$59,210
	MATERIALS AND SUPPLIES				
201	SUPPLIES, TOOLS, EQUIP	1,406	1,600	2,000	4,000
211	REPAIR AND MAINTENANCE	0	100	100	100
		$1,406	$1,700	$2,100	$4,100
	OTHER SERVICES & CHARGES				
221	RENTAL, PUBL, PRINTING	126	500	200	500
231	PROF & TECHNICAL SERVICE	0	0	0	0
241	TELEPHONE & POSTAGE	7,189	7,500	7,200	7,540
251	INSURANCE	0	0	0	0
264	DUES & MEMBERSHIPS	0	0	0	0
265	TRAINING AND TRAVEL	7,158	15,420	12,000	16,000
279	OTHER EXPENSES	2,687	3,500	2,000	3,500
		$17,160	$26,920	$21,400	$27,540
	CAPITAL OUTLAY				
312	MACHINERY & EQUIPMENT	0	0	0	0
		$0	$0	$0	$0
	DIVISION TOTALS	$77,360	$87,838	$82,720	$90,850

City of Lawton Organization Chart
FY 17-18

City Clerk

MANAGERIAL

DIVISION: CITY CLERK

ACTIVITY NO: 02

FUNCTION

THE CITY CHARTER ESTABLISHES THE CITY CLERK AS CLERICAL OFFICER FOR THE CITY COUNCIL AND CUSTODIAN OF OFFICIAL DOCUMENTS. DEPARTMENT RESPONSIBILITIES INCLUDE: ADMINISTRATOR OPEN MEETING ACT; ARCHIVE AND CERTIFY OFFICIAL DOCUMENTS; PREPARE COUNCIL AGENDAS AND MINUTES; STAMP AND DISTRIBUTE ALL WARRANTS (CHECKS); RECEIVE BIDS, APPEALS, TORT CLAIMS, LAWSUITS; ISSUE HIGHLAND CEMETERY DEEDS; CITY-WIDE INCOMING/OUTGOING MAIL; MAINTAIN MASTER MEMBERSHIP LIST AND PROVIDE SUPPORT FOR BOARDS AND TRUSTS AND FILE, TRACK AND RELEASE LIENS AND RELEASES ON PRIVATE PROPERTY WHERE A NUISANCE HAS BEEN ABATED BY CITY.

COMMENTS

ACCOUNT 221, RENTALS, PUBLICATIONS AND PRINTING, INCLUDES PRINTING THE COUNCIL AGENDA AND RENTAL OF POSTAGE METER. ACCOUNT 272, ELECTION EXPENSE, PROVIDES FUNDING FOR CITY ELECTIONS.

PERSONNEL

CLASSIFICATION	SALARY BI-WKLY	15/16	16/17	17/18
CITY CLERK	0000	1	1	1
SR DEPUTY CITY CLERK	GE09	1	1	1
DEPUTY CITY CLERK	GE08	1	1	1
TOTAL		3	3	3

CAPITAL OUTLAY

ACCT NO.	ITEM	A/R	QTY	BUDGET AMOUNT

FUNDING SOURCE

CLASSIFICATION	ADOPTED TOTAL 17/18	GENERAL
PERSONNEL SERVICES	228,690	228,690
MATERIALS & SUPPLIES	2,500	2,500
OTHER SERVICES & CHARGES	54,700	54,700
CAPITAL OUTLAY	0	0
TOTAL DOLLARS	285,890	285,890

SUMMARY OF EXPENDITURES

DEPARTMENT: MANAGERIAL ACTIVITY NO.: 2

DIVISION OR ACTIVITY: CITY CLERK

ACCT. NO.	ACCOUNT TITLE	2015-2016 ACTUAL EXPENDITURES	2016-2017 ADOPTED BUDGET	2016-2017 EXPENDITURES ESTIMATE	2017-2018 ADOPTED BUDGET
	PERSONAL SERVICES				
101	SALARIES AND WAGES	165,648	166,768	167,634	167,869
102	DIFFERENTIAL/LEADMAN PAY	0	0	0	0
103	SICK LEAVE-PAY IN LIEU	0	0	0	0
104	CONTRACT LABOR	0	0	0	0
108	OVERTIME	0	0	0	0
110	UNEMPLOYMENT CONTRIBUTION	246	175	175	250
111	F.I.C.A.	10,860	11,865	10,845	11,967
112	WORKERS COMPENSATION	474	575	0	400
113	GROUP LIFE & HOSP	22,217	22,650	24,229	24,872
114	CITY RETIREMENT PLAN	16,910	17,233	17,209	17,382
118	LONGEVITY	5,202	5,560	5,826	5,950
		$221,557	$224,826	$225,918	$228,690
	MATERIALS AND SUPPLIES				
201	SUPPLIES, TOOLS, EQUIP	6,150	2,000	2,000	2,500
211	REPAIR AND MAINTENANCE	0	0	0	0
		$6,150	$2,000	$2,000	$2,500
	OTHER SERVICES & CHARGES				
221	RENTAL, PUBL, PRINTING	10,973	10,200	10,200	10,200
231	PROF & TECHNICAL SERVICE	16,270	14,000	12,000	14,000
241	TELEPHONE & POSTAGE	3,950	11,000	11,000	10,000
264	DUES & MEMBERSHIPS	0	0	0	0
265	TRAINING AND TRAVEL	518	518	518	1,000
272	ELECTION EXPENSE	45,483	40,000	33,000	18,000
279	OTHER EXPENSES	1,550	1,500	1,500	1,500
		$78,744	$77,218	$68,218	$54,700
	CAPITAL OUTLAY				
312	MACHINERY & EQUIPMENT	0	0	0	0
		$0	$0	$0	$0
	DIVISION TOTALS	$306,451	$304,044	$296,136	$285,890

City of Lawton Organization Chart
FY 17-18

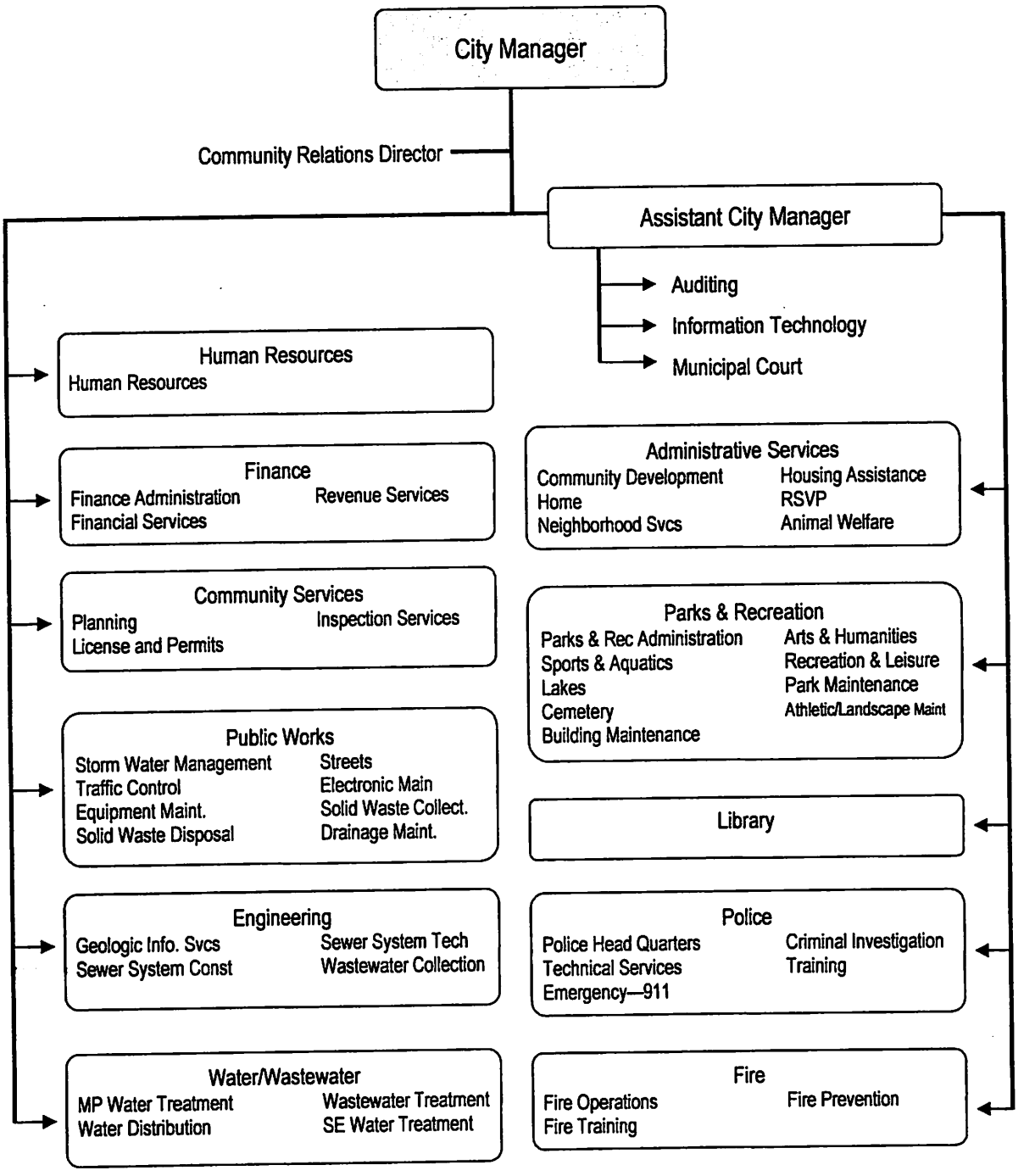

ADMINISTRATIVE SERVICES

DIVISION: CITY MANAGER — ACTIVITY NO: 03

FUNCTION

THE CITY MANAGER IS RESPONSIBLE FOR DIRECTING, ORGANIZING AND CONTROLLING ALL CITY DEPARTMENTS WITH THE EXCEPTION OF THE CITY CLERK, MUNICIPAL JUDGE AND CITY ATTORNEY. THE CITY MANAGER IS RESPONSIBLE FOR THE ENFORCEMENT OF ALL PERTINENT STATE AND FEDERAL LAWS, CITY CHARTER PROVISIONS AND CITY CODES; PREPARATION OF PROPOSED ANNUAL OPERATING BUDGET AND ITS ADMINISTRATION AFTER ADOPTION. THE CITY MANAGER ADVISES THE CITY COUNCIL REGARDING POLICY DETERMINATION AND PERFORMS ADMINISTRATIVE STUDIES AND ACTIVITIES UPON THE REQUEST OF COUNCIL.

COMMENTS

FUNDS INCLUDED IN ACCOUNT 265 FOR MEMBERSHIP OF CITY MANAGER IN CMAO AND OTHER PROFESSIONAL ASSOCIATIONS. ACCOUNT 221, RENTALS, PUBLICATIONS AND PRINTING INCLUDES COPIER RENTAL AND THE COST OF PAPER SUPPLIES USED IN THE PRINT SHOP.

PERSONNEL

CLASSIFICATION	SALARY BI-WKLY	15/16	16/17	17/18
CITY MANAGER	0000	1	1	1
ASST CITY MANAGER	E4	1	2	1
COMMUNITY RELATIONS DIRECTOR	E2	0	0	1
ADMIN. ASSISTANT III	GE08	1	1	1
ADMIN ASST	NU03	1	0	0
TOTAL		4	4	4
REGULAR PART-TIME -				
ADMINISTRATIVE ASST (25 HR)	GE03	0	1	1

CAPITAL OUTLAY

ACCT NO.	ITEM	A/R	QTY	BUDGET AMOUNT

FUNDING SOURCE

CLASSIFICATION	ADOPTED TOTAL 17/18	GENERAL
PERSONNEL SERVICES	566,939	566,939
MATERIALS & SUPPLIES	3,250	3,250
OTHER SERVICES & CHARGES	146,459	146,459
CAPITAL OUTLAY	0	0
TOTAL DOLLARS	716,648	716,648

SUMMARY OF EXPENDITURES

DEPARTMENT: ADMIN. SERVICES ACTIVITY NO.: 3
DIVISION OR ACTIVITY: CITY MANAGER

ACCT. NO.	ACCOUNT TITLE	2015-2016 ACTUAL EXPENDITURES	2016-2017 ADOPTED BUDGET	2016-2017 EXPENDITURES ESTIMATE	2017-2018 ADOPTED BUDGET
	PERSONAL SERVICES				
101	SALARIES AND WAGES	404,193	417,364	415,451	370,980
102	DIFFERENTIAL/LEADMAN PAY	0	0	0	0
103	SICK LEAVE-PAY IN LIEU	77,966	15,500	38,169	56,662
104	CONTRACT LABOR	0	0	0	0
106	PART-TIME	15,772	19,075	15,804	16,552
108	OVERTIME	0	0	0	0
110	UNEMPLOYMENT CONTRIBUTION	328	200	200	350
111	F.I.C.A.	33,147	31,835	26,494	32,228
112	WORKERS COMPENSATION	632	725	0	650
113	GROUP LIFE & HOSP	36,128	32,000	36,860	49,941
114	CITY RETIREMENT PLAN	47,720	44,119	47,456	31,246
118	LONGEVITY	7,793	8,330	8,328	8,330
		$623,679	$569,148	$588,762	$566,939
	MATERIALS AND SUPPLIES				
201	SUPPLIES, TOOLS, EQUIP	1,962	2,500	2,200	3,000
211	REPAIR AND MAINTENANCE	244	200	200	250
		$2,206	$2,700	$2,400	$3,250
	OTHER SERVICES & CHARGES				
221	RENTAL, PUBL, PRINTING	1,268	2,000	1,600	28,000
231	PROF & TECHNICAL SERVICE	31,110	36,000	36,000	37,500
241	TELEPHONE & POSTAGE	4,886	4,515	4,515	4,223
248	ELECTRICITY & NAT GAS	0	0	0	0
264	DUES & MEMBERSHIPS	0	0	0	0
265	TRAINING AND TRAVEL	75,675	73,999	74,000	76,236
279	OTHER EXPENSES	243	500	500	500
		$113,182	$117,014	$116,615	$146,459
	CAPITAL OUTLAY				
312	MACHINERY & EQUIPMENT	0	0	0	0
		$0	$0	$0	$0
	DIVISION TOTALS	$739,067	$688,862	$707,777	$716,648

ADMINISTRATIVE SERVICES

DIVISION: HOTEL MOTEL TAX — ACTIVITY NO: 09

FUNCTION

THIS ACTIVITY IS FOR THE ADMINISTRATION OF HOTEL/MOTEL TAX COLLECTIONS. $1,136,855 IS BUDGETED FOR THE PAYMENTS OF COUNCIL SELECTED PROJECTS. THE REMAINING $171,000 IS FOR THE REIMBURSEMENT OF LAWTON DOWNTOWN INCREMENT DISTRICT HOTEL/ CONFERENCE CENTER PROJECT FEES PER AGREEMENT APPROVED BY COUNCIL AUG 21, 2012.

COMMENTS

FUNDING SOURCE

CLASSIFICATION	ADOPTED TOTAL 17/18	HOTEL MOTEL
PERSONNEL SERVICES		
MATERIALS & SUPPLIES		
OTHER SERVICES & CHARGES	1,307,855	1,307,855
CAPITAL OUTLAY		
TOTAL DOLLARS	1,307,855	1,307,855

SUMMARY OF EXPENDITURES

DEPARTMENT: ADMIN. SERVICES ACTIVITY NO.: 9

DIVISION OR ACTIVITY: HOTEL MOTEL TAX

ACCT. NO.	ACCOUNT TITLE	2015-2016 ACTUAL EXPENDITURES	2016-2017 ADOPTED BUDGET	2016-2017 EXPENDITURES ESTIMATE	2017-2018 ADOPTED BUDGET
	OTHER SERVICES & CHARGES				
231	PROF & TECHNICAL SERVICE	1,221,969	1,291,400	1,291,400	1,307,855
		$1,221,969	$1,291,400	$1,291,400	$1,307,855
	DIVISION TOTALS	$1,221,969	$1,291,400	$1,291,400	$1,307,855

City of Lawton Organization Chart
FY 17-18

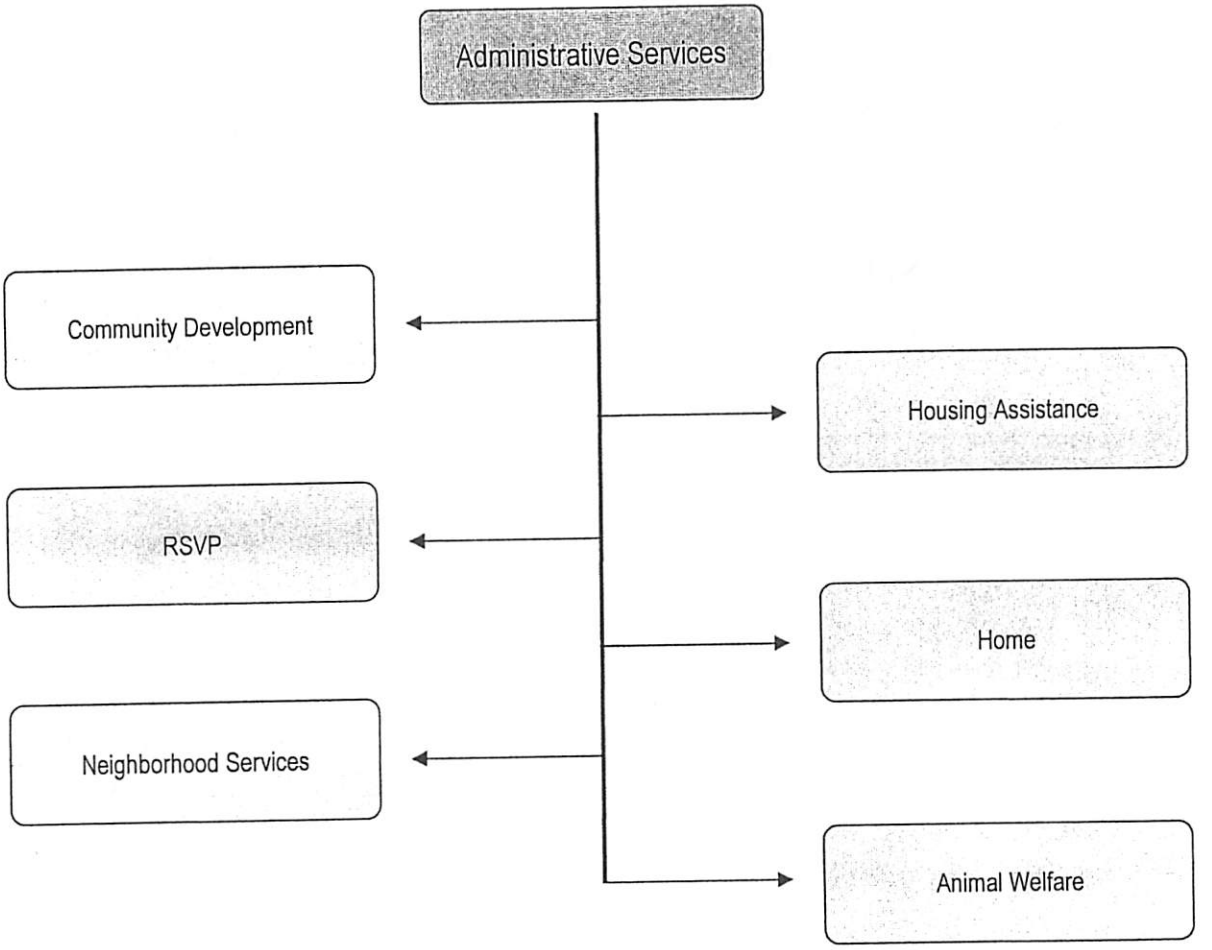

ADMINISTRATIVE SERVICES

DIVISION: HUMAN RESOURCES — ACTIVITY: 04

FUNCTION

THE HUMAN RESOURCES DEPARTMENT IS RESPONSIBLE FOR RECRUITMENT, EXAMINATION AND CERTIFICATION OF POTENTIAL EMPLOYEES AND CITY EMPLOYEES SEEKING PROMOTIONAL OPPORTUNITIES. THIS ACTIVITY ALSO PERFORMS CLASSIFICATION AND COMPENSATION STUDIES, PROCESSES VARIED PERSONNEL ACTIONS AND ADMINISTERS LEAVE, MEDICAL, WORKERS' COMPENSATION, TRAINING AND ALLIED PERSONNEL PROGRAM POLICIES.

COMMENTS

THE HUMAN RESOURCES BUDGET ACCOUNT 231, PROFESSIONAL SERVICES, PROVIDES FOR THE CITY'S DRUG TESTING PROGRAM, HEPATITIS VACCINE, ENTRANCE PHYSICALS AND VIDEO INTERVIEWING. ACCOUNT 241, RENTALS, PUBLICATIONS AND PRINTING, INCLUDES RECRUITMENT ADVERTISING FOR CITY POSITIONS. ACCOUNT 265, SCHOOLS AND TRAINING, FUNDS THE CITY'S EDUCATION REIMBURSEMENT PROGRAM, SUPERVISORY TRAINING AND THE COMPUTER TRAINING PROGRAM FOR EMPLOYEES.

PERSONNEL

CLASSIFICATION	SALARY BI-WKLY	15/16	16/17	17/18
H R DIRECTOR	E3	1	1	1
SAFETY & RISK OFFICER	GE12	1	1	1
ADMIN ASST	NU03	1	0	0
ADMIN. ASSISTANT III	GE08	0	1	1
HR GENERALIST	NU03	1	0	0
HR GENERALIST	GE10	3	1	0
BENEFITS COORDINATOR	GE12	0	1	1
EMPL DEV ELOPMENT COORDINATOR	GE12	0	1	1
PAYROLL ADMININSTRATOR	GE10	0	1	1
HR SPECIALIST	NU06	1	0	0
HR SPECIALIST	GE12	0	1	1
TOTAL		10	8	7

CAPITAL OUTLAY

ACCT NO.	ITEM	A/R	QTY	BUDGET AMOUNT

FUNDING SOURCE

CLASSIFICATION	ADOPTED TOTAL 17/18	GENERAL	ROLLING STOCK
PERSONNEL SERVICES	556,654	556,654	
MATERIALS & SUPPLIES	6,900	6,900	
OTHER SERVICES & CHARGES	278,700	278,700	
CAPITAL OUTLAY	0	0	
TOTAL DOLLARS	842,254	842,254	

SUMMARY OF EXPENDITURES

DEPARTMENT: ADMIN. SERVICES ACTIVITY NO.: 4

DIVISION OR ACTIVITY: HUMAN RESOURCES

ACCT. NO.	ACCOUNT TITLE	2015-2016 ACTUAL EXPENDITURES	2016-2017 ADOPTED BUDGET	2016-2017 EXPENDITURES ESTIMATE	2017-2018 ADOPTED BUDGET
	PERSONAL SERVICES				
101	SALARIES AND WAGES	358,637	422,180	425,667	366,006
102	DIFFERENTIAL/LEADMAN PAY	0	0	0	0
103	SICK LEAVE-PAY IN LIEU	57,847	44,100	36,482	59,821
104	CONTRACT LABOR	0	0	0	2,500
108	OVERTIME	0	0	0	0
110	UNEMPLOYMENT CONTRIBUTION	574	300	600	600
111	F.I.C.A.	29,470	33,184	32,157	30,078
112	WORKERS COMPENSATION	1,301	300	392	500
113	GROUP LIFE & HOSP	29,449	43,000	37,457	41,698
114	CITY RETIREMENT PLAN	42,724	48,198	46,916	43,753
118	LONGEVITY	15,294	15,700	15,679	11,698
		$535,296	$606,962	$595,350	$556,654
	MATERIALS AND SUPPLIES				
201	SUPPLIES, TOOLS, EQUIP	6,362	9,125	9,125	6,700
211	REPAIR AND MAINTENANCE	314	100	1,500	200
212	CONTRACTUAL MAINTENANCE	0	0	0	0
216	UNIFORM AND CLOTHING	212	0	0	0
		$6,888	$9,225	$10,625	$6,900
	OTHER SERVICES & CHARGES				
221	RENTAL, PUBL, PRINTING	6,528	7,500	7,200	7,000
231	PROF & TECHNICAL SERVICE	33,954	27,500	27,500	236,200
241	TELEPHONE & POSTAGE	5,587	5,200	5,200	4,500
264	DUES & MEMBERSHIPS	0	0	0	0
265	TRAINING AND TRAVEL	25,674	33,987	25,000	26,500
279	OTHER EXPENSES	4,359	5,000	3,000	4,500
		$76,102	$79,187	$67,900	$278,700
	CAPITAL OUTLAY				
312	MACHINERY & EQUIPMENT	0	170,814	170,814	0
321	CONSTRC, IMPRVMNT, ADDTN	0	0	0	0
		$0	$170,814	$170,814	$0
	DIVISION TOTALS	$618,286	$866,188	$844,689	$842,254

ADMINISTRATIVE SERVICES

DIVISION: AUDITING

ACTIVITY NO: 07

FUNCTION

THIS FUNCTION AUDITS AND REVIEWS OPERATIONS, RECORDS AND TRANSACTIONS. IT ANALYZES DATA FOR EVIDENCE OF DEFICIENCIES IN CONTROLS, DUPLICATION OF EFFORT, EXTRAVAGANCE, FRAUD OR LACK OF COMPLIANCE WITH POLICIES, PROCEDURES AND LAWS. REPORTS OF FINDINGS AND RECOMMENDATIONS ARE MADE TO MANAGEMENT. OTHER FUNCTIONS INCLUDE CONDUCTING SPECIAL STUDIES FOR MANAGEMENT, SUCH AS THOSE REQUIRED TO DISCOVER THE MECHANICS OF DETECTED FRAUD AND TO DEVELOP CONTROL FOR THEIR PREVENTION.

COMMENTS

PERSONNEL

CLASSIFICATION	SALARY BI-WKLY	15/16	16/17	17/18
INTERNAL AUDITOR	GE13	1	1	1
TOTAL		1	1	1

CAPITAL OUTLAY

ACCT NO.	ITEM	A/R	QTY	BUDGET AMOUNT

FUNDING SOURCE

CLASSIFICATION	ADOPTED TOTAL 17/18	GENERAL
PERSONNEL SERVICES	84,256	84,256
MATERIALS & SUPPLIES	750	750
OTHER SERVICES & CHARGES	1,550	1,550
CAPITAL OUTLAY	0	0
TOTAL DOLLARS	86,556	86,556

SUMMARY OF EXPENDITURES

DEPARTMENT: ADMIN. SERVICES ACTIVITY NO.: 7

DIVISION OR ACTIVITY: AUDITING

ACCT. NO.	ACCOUNT TITLE	2015-2016 ACTUAL EXPENDITURES	2016-2017 ADOPTED BUDGET	2016-2017 EXPENDITURES ESTIMATE	2017-2018 ADOPTED BUDGET
	PERSONAL SERVICES				
101	SALARIES AND WAGES	68,587	65,202	65,321	67,350
102	DIFFERENTIAL/LEADMAN PAY	0	0	0	0
103	SICK LEAVE-PAY IN LIEU	0	0	0	0
108	OVERTIME	0	0	0	0
110	UNEMPLOYMENT CONTRIBUTION	82	95	95	95
111	F.I.C.A.	4,712	4,489	4,436	4,637
112	WORKERS COMPENSATION	158	400	0	100
113	GROUP LIFE & HOSP	5,440	4,854	5,204	5,339
114	CITY RETIREMENT PLAN	6,859	6,520	6,532	6,735
		$85,838	$81,560	$81,588	$84,256
	MATERIALS AND SUPPLIES				
201	SUPPLIES, TOOLS, EQUIP	696	700	700	650
211	REPAIR AND MAINTENANCE	0	100	0	100
212	CONTRACTUAL MAINTENANCE	0	0	0	0
		$696	$800	$700	$750
	OTHER SERVICES & CHARGES				
221	RENTAL, PUBL, PRINTING	0	100	20	100
231	PROF & TECHNICAL SERVICE	0	0	0	0
241	TELEPHONE & POSTAGE	582	550	500	450
264	DUES & MEMBERSHIPS	0	0	0	0
265	TRAINING AND TRAVEL	130	625	555	1,000
		$712	$1,275	$1,075	$1,550
	CAPITAL OUTLAY				
312	MACHINERY & EQUIPMENT	0	0	0	0
		$0	$0	$0	$0
	DIVISION TOTALS	$87,246	$83,635	$83,363	$86,556

ADMINISTRATIVE SERVICES

DIVISION: MUNICIPAL COURT — ACTIVITY NO: 11

FUNCTION

THE OKLAHOMA CONSTITUTION AND STATUTES ESTABLISH THE AUTHORITY AND ORGANIZATION OF MUNICIPAL COURTS AND IS MANDATED TO DISPOSE OF VIOLATIONS OF MUNICIPAL ORDINANCE. APPOINTED BY THE MAYOR AND CONFIRMED BY THE CITY COUNCIL, THE MUNICIPAL JUDGE WILL INDEPENDENTLY PRESCRIBE RULES AND PROTOCOL FOR HIS COURT, CONSISTENT WITH THESE PROVISIONS BY PROVIDING JUDICIAL DETERMINATION OF ALLEGED VIOLATIONS THEREOF, WITH DISCRETION, AS THE COURT DEEMS PROPER.

COMMENTS

ACCOUNT 231, FUNDS COURT APPOINTED PUBLIC DEFENDERS. * LETA FEE BEING CHARGED ON TICKETS IS SPLIT BETWEEN LETA AND MUNICIPAL COURT CAPITAL OUTLAY. * MUNICIPAL COURT TECHNOLOGY FEE CHARGED ON TICKETS TO ONLY BE USED FOR THE ACQUISITION, OPERATION, MAINTENANCE, REPAIR AND REPLACEMENT OF DATA PROCESSING EQUPMENT AND SOFTWARE RELATED TO THE ADMINISTRATION OF THE COURT, INCLUDING PROSECUTION.

PERSONNEL

CLASSIFICATION	SALARY BI-WKLY	15/16	16/17	17/18
MUNICIPAL JUDGE	0000	1	1	1
MUNI CRT DIRECTOR	E2	1	0	0
COURT CLERK	GE14	0	1	1
SR DEPUTY COURT CLK	GE09	1	1	1
BAILIFF	GE07	1	1	1
DEPUTY COURT CLERK	GE05	6	4	4
TOTAL		10	8	8
REGULAR PART-TIME				
ALT. MUNICIPAL JUDGE	0000	3	3	3

CAPITAL OUTLAY

ACCT NO.	ITEM	A/R	QTY	BUDGET AMOUNT
*312	COURT SOFTWARE	A	1	50,000
*312	ELECTRONIC CITATION SYSTEM	A	1	200,000
TOTAL				250,000
	*MUNICIPAL COURT TECHNOLOGY FEE			

FUNDING SOURCE

CLASSIFICATION	ADOPTED TOTAL 17/18	GENERAL	LETA CAPITAL OUTLAY	TECHNOLOGY FEE
PERSONNEL SERVICES	539,819	539,819		
MATERIALS & SUPPLIES	10,000	10,000		
OTHER SERVICES & CHARGES	15,280	15,280		
CAPITAL OUTLAY	250,000	0		250,000
TOTAL DOLLARS	815,099	565,099		250,000

SUMMARY OF EXPENDITURES

DEPARTMENT: MUNICIPAL COURT ACTIVITY NO.: 11

DIVISION OR ACTIVITY: MUNICIPAL COURT

ACCT. NO.	ACCOUNT TITLE	2015-2016 ACTUAL EXPENDITURES	2016-2017 ADOPTED BUDGET	2016-2017 EXPENDITURES ESTIMATE	2017-2018 ADOPTED BUDGET
	PERSONAL SERVICES				
101	SALARIES AND WAGES	307,519	316,615	339,004	417,116
102	DIFFERENTIAL/LEADMAN PAY	1,961	0	0	0
103	SICK LEAVE-PAY IN LIEU	4,740	2,000	628	1,000
104	CONTRACT LABOR	0	0	0	0
106	PART-TIME	33,626	80,160	12,124	7,000
108	OVERTIME	1,143	0	106	1,600
110	UNEMPLOYMENT CONTRIBUTION	820	500	850	1,000
111	F.I.C.A.	24,695	28,022	24,616	30,073
112	WORKERS COMPENSATION	1,580	2,000	0	2,000
113	GROUP LIFE & HOSP	39,814	54,400	49,343	40,082
114	CITY RETIREMENT PLAN	29,832	35,472	33,925	36,775
118	LONGEVITY	2,763	3,000	3,127	3,173
		$448,493	$522,169	$463,723	$539,819
	MATERIALS AND SUPPLIES				
201	SUPPLIES, TOOLS, EQUIP	9,114	9,700	9,500	9,000
211	REPAIR AND MAINTENANCE	0	500	500	500
212	CONTRACTUAL MAINTENANCE	0	0	0	0
216	UNIFORM AND CLOTHING	522	500	0	500
		$9,636	$10,700	$10,000	$10,000
	OTHER SERVICES & CHARGES				
221	RENTAL, PUBL, PRINTING	1,568	2,000	1,600	1,600
231	PROF & TECHNICAL SERVICE	900	2,500	1,300	1,500
241	TELEPHONE & POSTAGE	6,791	6,000	6,100	6,280
251	INSURANCE	0	0	0	0
264	DUES & MEMBERSHIPS	0	0	0	0
265	TRAINING AND TRAVEL	2,768	3,000	4,100	5,900
279	OTHER EXPENSES	7,264	0	0	0
		$19,291	$13,500	$13,100	$15,280
	CAPITAL OUTLAY				
310	LEASE PURCHASE AGREEMENT	0	200,000	200,000	200,000
312	MACHINERY & EQUIPMENT	0	50,000	50,000	50,000
321	CONSTRC, IMPRVMNT, ADDTN	0	0	0	0
		$0	$250,000	$250,000	$250,000
	DIVISION TOTALS	$477,420	$796,369	$736,823	$815,099

ADMINISTRATIVE SERVICES

DIVISION: INFORMATION TECHNOLOGY — ACTIVITY NO: 16

FUNCTION

THE INFORMATION TECHNOLOGY DIVISION PROVIDES INFORMATION TECHNOLOGY MANAGEMENT SERVICES AND TELECOMMUNICATION TECHNOLOGY MANAGEMENT SERVICES TO ALL DEPARTMENTS OF THE CITY OF LAWTON AND ITS REGIONAL PARTNERS. THESE SERVICES ENCOMPASS SYSTEMS DATABASE MANAGEMENT AND DESIGN SUPPORT ON MULTIPLE SYSTEMS, PROGRAMMING, AND OPERATIONS SERVICES, WEB DESIGN AND MAINTENANCE, SOFTWARE CONSULTING AND PROGRAMMING SUPPORT, NETWORK MANAGEMENT SERVICES, PERSONAL COMPUTER TECHNICAL MANAGEMENT AND SUPPORT, ELECTRONIC MAIL SERVICE, INTERNET ACCESS SUPPORT, TELECOMMUNICATION SYSTEMS AND EQUIPMENT MANAGEMENT, TROUBLESHOOTING, AND CONSULTING SERVICES.

COMMENTS

DELETED FULL-TIME COMPUTER OPERATOR POSITION AND A FULL-TIME PROGRAMMER/ANALYST II POSITION THEN ADDED THE WEB DEVELOPER.

PERSONNEL

CLASSIFICATION	SALARY BI-WKLY	15/16	16/17	17/18
IT SUPERVISOR	GE16	1	1	1
NETWORK ADMIN.	GE15	1	1	1
SYSTEM ANALYST/ DB ADMIN.	GE15	1	1	1
PRGRMR/ANALYST II	GE14	5	4	4
NETWORK SUPPT TECH	GE13	1	1	1
MICRO COMPUTER SPEC.	GE12	1	2	2
MICRO-COMPUTER TECHNICIAN	MG03	1	0	0
COMPUTER OPERATOR	GE08	2	1	1
WEB DEVELOPER	GE14	0	1	1
TOTAL		13	12	12
REGULAR PART-TIME:				
OPER PRGRMR(30 HR)	GE08	1	1	1

CAPITAL OUTLAY

ACCT NO.	ITEM	A/R	QTY	BUDGET AMOUNT

FUNDING SOURCE

CLASSIFICATION	ADOPTED TOTAL 17/18	GENERAL	ENTERPRISE
PERSONNEL SERVICES	987,399	394,960	592,439
MATERIALS & SUPPLIES	279,000	111,600	167,400
OTHER SERVICES & CHARGES	153,826	61,530	92,296
CAPITAL OUTLAY	0	0	0
TOTAL DOLLARS	1,420,225	568,090	852,135

SUMMARY OF EXPENDITURES

DEPARTMENT: ADMIN. SERVICES ACTIVITY NO.: 16

DIVISION OR ACTIVITY: INFORMATION TECHNOLOGY

ACCT. NO.	ACCOUNT TITLE	2015-2016 ACTUAL EXPENDITURES	2016-2017 ADOPTED BUDGET	2016-2017 EXPENDITURES ESTIMATE	2017-2018 ADOPTED BUDGET
	PERSONAL SERVICES				
101	SALARIES AND WAGES	675,715	682,260	678,369	715,499
102	DIFFERENTIAL/LEADMAN PAY	8,410	9,500	7,942	8,500
103	SICK LEAVE-PAY IN LIEU	27,305	0	1,538	0
104	CONTRACT LABOR	0	0	0	0
106	PART-TIME	26,380	29,010	27,276	30,000
108	OVERTIME	13,460	12,800	16,296	14,500
110	UNEMPLOYMENT CONTRIBUTION	1,148	550	550	1,200
111	F.I.C.A.	52,513	51,994	50,234	54,348
112	WORKERS COMPENSATION	2,212	2,200	0	1,000
113	GROUP LIFE & HOSP	72,747	66,200	71,118	73,135
114	CITY RETIREMENT PLAN	71,087	69,816	68,836	73,156
118	LONGEVITY	17,378	15,900	15,878	16,061
		$968,355	$940,230	$938,037	$987,399
	MATERIALS AND SUPPLIES				
201	SUPPLIES, TOOLS, EQUIP	16,763	95,495	94,936	95,000
211	REPAIR AND MAINTENANCE	15,757	14,685	14,200	15,000
212	CONTRACTUAL MAINTENANCE	117,871	163,003	163,003	169,000
		$150,391	$273,183	$272,139	$279,000
	OTHER SERVICES & CHARGES				
221	RENTAL, PUBL, PRINTING	6,413	6,500	6,100	6,200
231	PROF & TECHNICAL SERVICE	1,491	24,000	19,700	118,500
241	TELEPHONE & POSTAGE	15,491	5,003	4,565	6,126
264	DUES & MEMBERSHIPS	0	0	0	0
265	TRAINING AND TRAVEL	19,394	19,110	18,469	23,000
279	OTHER EXPENSES	0	0	0	0
		$42,789	$54,613	$48,834	$153,826
	CAPITAL OUTLAY				
310	LEASE PURCHASE AGREEMENT	0	48,005	48,005	0
312	MACHINERY & EQUIPMENT	7,823	0	0	0
		$7,823	$48,005	$48,005	$0
	DIVISION TOTALS	$1,169,358	$1,316,031	$1,307,015	$1,420,225

ADMINISTRATIVE SERVICES

DIVISION: COMMUNITY DEVELOPMENT ADMIN. ACTIVITY NO: 22

FUNCTION

COMMUNITY DEVELOPMENT ADMINISTRATION DIVISION MANAGES AND SUPERVISES ADMINISTRATION OF THE CDBG AND HOME GRANT PROGRAMS. THE DIVISION PREPARES THE CONSOLIDATED PLAN, CONSOLIDATED ONE-YEAR ACTION PLANS, CONSOLIDATED ANNUAL PERFORMANCE REPORTS, AND DEVELOPS ENVIRONMENTAL ASSESSMENTS AND RECORDS. THE DIVISION MONITORS NUMEROUS SUBRECIPIENTS OF GRANT FUNDS TO ENSURE COMPLIANCE WITH FEDERAL PROGRAM REGULATIONS AND ADMINISTRATIVE REQUIREMENTS. IT COORDINATES WITH AND MAINTAINS CLOSE LIAISON WITH CITY, COUNTY, STATE AND FEDERAL AGENCIES.

COMMENTS

ADMINISTRATIVE EXPENDITURES ARE SUBJECT TO A 20% CAP IN THE CDBG PROGRAM.

PERSONNEL

CLASSIFICATION	SALARY BI-WKLY	15/16	16/17	17/18
ASST DIR-HOUSING/CD	GE16	1	1	1
TOTAL		1	1	1

CAPITAL OUTLAY

ACCT NO.	ITEM	A/R	QTY	BUDGET AMOUNT

FUNDING SOURCE

CLASSIFICATION	ADOPTED TOTAL 17/18	GENERAL	CDBG	HOME
PERSONNEL SERVICES	97,930	11,880	86,050	
MATERIALS & SUPPLIES	4,446		4,446	
OTHER SERVICES & CHARGES	23,675		23,675	
CAPITAL OUTLAY	0	0	0	
TOTAL DOLLARS	126,051	11,880	114,171	

SUMMARY OF EXPENDITURES

DEPARTMENT: ADMIN. SERVICES ACTIVITY NO.: 22

DIVISION OR ACTIVITY: COM DEVELOP ADMIN

ACCT. NO.	ACCOUNT TITLE	2015-2016 ACTUAL EXPENDITURES	2016-2017 ADOPTED BUDGET	2016-2017 EXPENDITURES ESTIMATE	2017-2018 ADOPTED BUDGET
	PERSONAL SERVICES				
101	SALARIES AND WAGES	86,624	78,988	78,412	83,582
102	DIFFERENTIAL/LEADMAN PAY	0	0	0	0
103	SICK LEAVE-PAY IN LIEU	3,638	0	35	0
104	CONTRACT LABOR	0	0	0	0
108	OVERTIME	0	0	0	0
110	UNEMPLOYMENT CONTRIBUTION	82	70	70	85
111	F.I.C.A.	6,512	5,438	5,623	5,755
112	WORKERS COMPENSATION	158	170	0	150
113	GROUP LIFE & HOSP	93	0	7	0
114	CITY RETIREMENT PLAN	7,628	7,899	7,845	8,358
118	LONGEVITY	1,071	0	0	0
		$105,806	$92,565	$91,992	$97,930
	MATERIALS AND SUPPLIES				
201	SUPPLIES, TOOLS, EQUIP	4,126	4,146	4,146	4,146
204	PETROLEUM PRODUCTS	89	250	250	250
211	REPAIR AND MAINTENANCE	0	0	0	0
214	MAINT MATERL-MOTIVE EQUIP	30	50	50	50
		$4,245	$4,446	$4,446	$4,446
	OTHER SERVICES & CHARGES				
221	RENTAL, PUBL, PRINTING	115	1,000	1,000	1,000
231	PROF & TECHNICAL SERVICE	10,384	14,101	14,101	14,101
241	TELEPHONE & POSTAGE	974	1,500	1,500	1,472
248	ELECTRICITY & NAT GAS	0	2,200	2,200	2,200
251	INSURANCE	0	0	0	0
264	DUES & MEMBERSHIPS	0	0	0	0
265	TRAINING AND TRAVEL	18	4,902	4,902	4,902
		$11,491	$23,703	$23,703	$23,675
	CAPITAL OUTLAY				
312	MACHINERY & EQUIPMENT	0	0	0	0
		$0	$0	$0	$0
	DIVISION TOTALS	$121,542	$120,714	$120,141	$126,051

ADMINISTRATIVE SERVICES

DIVISION: HOUSING ASSISTANCE DIVISION — ACTIVITY NO. 26

FUNCTION

THE HOUSING ASSISTANCE DIVISION OPERATES C.D.B.G. AND HOME FUNDED HOUSING REHABILITATION PROJECTS (OWNER-OCCUPANT AND RENTAL UNITS), AND EMERGENCY HOME REPAIR PROJECTS, AND PERFORMS ACQUISITION AND RELOCATION FUNCTIONS PERTAINING TO PROPERTY ACQUISITION. HOME PROGRAM ALSO HAS TENANT-BASED RENTAL AND FIRST-TIME HOME BUYERS PROJECTS.

COMMENTS

ACCOUNT 231, PROFESSIONAL AND TECHNICAL SERVICES, INCLUDES TITLE SEARCHES, CREDIT CHECKS AND OTHER PROFESSIONAL COSTS ASSOCIATED WITH THE C.D.B.G. REHABILITATION PROJECTS. PROVIDES FOR SPECIAL SERVICES INCLUDING CUSTODIAL SERVICES AND HOUSING REHABILITATION PROJECTS AND ACTIVITIES. THIS ACTIVITY ALSO FUNDS 75% OF HOUSING INSPECTOR IN NEIGHBORHOOD SERVICES ACTIVITY.

PERSONNEL

CLASSIFICATION	SALARY BI-WKLY	15/16	16/17	17/18
HOUSING DEV SPEC.	GE10	1	1	1
HOUSING REHAB SPEC.	GE08	1	1	1
TOTAL		2	2	2

CAPITAL OUTLAY

ACCT NO.	ITEM	A/R	QTY	BUDGET AMOUNT

FUNDING SOURCE

CLASSIFICATION	ADOPTED TOTAL 17/18	GENERAL	CDBG
PERSONNEL SERVICES	111,243		111,243
MATERIALS & SUPPLIES	4,390		4,390
OTHER SERVICES & CHARGES	99,449		99,449
CAPITAL OUTLAY	0		0
TOTAL DOLLARS	215,082		215,082

SUMMARY OF EXPENDITURES

DEPARTMENT: ADMIN. SERVICES ACTIVITY NO.: 26

DIVISION OR ACTIVITY: HOUSING ASSISTANCE DIV

ACCT. NO.	ACCOUNT TITLE	2015-2016 ACTUAL EXPENDITURES	2016-2017 ADOPTED BUDGET	2016-2017 EXPENDITURES ESTIMATE	2017-2018 ADOPTED BUDGET
	PERSONAL SERVICES				
101	SALARIES AND WAGES	73,128	82,441	83,315	87,797
102	DIFFERENTIAL/LEADMAN PAY	0	0	0	0
103	SICK LEAVE-PAY IN LIEU	0	0	725	0
108	OVERTIME	0	0	73	0
110	UNEMPLOYMENT CONTRIBUTION	164	95	164	170
111	F.I.C.A.	5,296	5,834	5,870	6,222
112	WORKERS COMPENSATION	316	250	0	100
113	GROUP LIFE & HOSP	6,091	4,854	5,211	5,339
114	CITY RETIREMENT PLAN	6,209	8,562	8,599	9,037
118	LONGEVITY	2,210	2,379	2,547	2,578
		$93,414	$104,415	$106,504	$111,243
	MATERIALS AND SUPPLIES				
201	SUPPLIES, TOOLS, EQUIP	1,804	2,040	2,040	2,040
204	PETROLEUM PRODUCTS	301	1,000	1,000	1,000
211	REPAIR AND MAINTENANCE	50	50	50	50
214	MAINT MATERL-MOTIVE EQUIP	137	150	150	1,000
216	UNIFORM AND CLOTHING	0	0	0	300
		$2,292	$3,240	$3,240	$4,390
	OTHER SERVICES & CHARGES				
221	RENTAL, PUBL, PRINTING	295	1,500	1,500	1,500
231	PROF & TECHNICAL SERVICE	18,665	85,859	85,859	85,859
241	TELEPHONE & POSTAGE	1,015	1,200	1,200	1,248
248	ELECTRICITY & NAT GAS	0	2,800	2,800	2,800
251	INSURANCE	0	0	0	0
264	DUES & MEMBERSHIPS	0	0	0	0
265	TRAINING AND TRAVEL	3,584	8,042	8,042	8,042
279	OTHER EXPENSES	0	0	0	0
		$23,559	$99,401	$99,401	$99,449
	CAPITAL OUTLAY				
312	MACHINERY & EQUIPMENT	0	0	0	0
		$0	$0	$0	$0
	DIVISION TOTALS	$119,265	$207,056	$209,145	$215,082

ADMINISTRATIVE SERVICES

DIVISION: C. D. PROGRAM/NON-OPERATION ACTIVITY NO. 28

FUNCTION

THIS ACTIVITY FUNDS PROGRAMS WHICH ARE NOT PERFORMED BY THE CITY DEPARTMENTS, NOT UNDER DIRECT CONTROL OF THE CITY AND NOT INCLUDED IN THE CAPITAL IMPROVEMENT PROGRAM.

COMMENTS

THE CDBG PROGRAM IMPOSES A 15% CAP ON PUBLIC SERVICES. ACCOUNT 231, PROFESSIONAL AND TECHNICAL SERVICES, PROVIDES THE MAXIMUM ALLOWABLE CDBG FUNDS FOR THE FOLLOWING PERSONAL SERVICE PROJECTS: HOSPICE SERVICES PROJECT, COUNSELING ASSISTANCE PROJECT, AND TEENAGE PREGNANCY PREVENTION PROGRAM, GPIF VOLUNTEER HEALTH CLINIC, C CARTER CRANE SHELTER ASSISTANCE, JUVENILE CRIME PREVENTION (TEEN COURT), AND BACKPACK FOOD FOR KIDS.

PERSONNEL

CLASSIFICATION	SALARY BI-WKLY	15/16	16/17	17/18

CAPITAL OUTLAY

ACCT NO.	ITEM	A/R	QTY	BUDGET AMOUNT

FUNDING SOURCE

CLASSIFICATION	ADOPTED TOTAL 17/18	CDBG
PERSONNEL SERVICES		
MATERIALS & SUPPLIES		
OTHER SERVICES & CHARGES	244,733	244,733
CAPITAL OUTLAY		
TOTAL DOLLARS	244,733	244,733

SUMMARY OF EXPENDITURES

DEPARTMENT: ADMIN. SERVICES ACTIVITY NO.: 28

DIVISION OR ACTIVITY: C D PROGRAM/NON-OPERATION

ACCT. NO.	ACCOUNT TITLE	2015-2016 ACTUAL EXPENDITURES	2016-2017 ADOPTED BUDGET	2016-2017 EXPENDITURES ESTIMATE	2017-2018 ADOPTED BUDGET
	OTHER SERVICES & CHARGES				
230	CONTINGENCY	0	0	0	0
231	PROF & TECHNICAL SERVICE	84,156	244,733	100,000	244,733
279	OTHER EXPENSES	0	0	0	0
		$84,156	$244,733	$100,000	$244,733
	CAPITAL OUTLAY				
321	CONSTRC, IMPRVMNT, ADDTN	0	0	0	0
		$0	$0	$0	$0
	DIVISION TOTALS	$84,156	$244,733	$100,000	$244,733

ADMINISTRATIVE SERVICES

DIVISION: HOME

ACTIVITY NO. 29

FUNCTION

THIS ACTIVITY PERFORMS ACQUISITION AND RELOCATION FUNCTIONS PERTAINING TO PROPERTY. HOME PROGRAM ALSO HAS TENANT-BASED RENTAL ASSISTANCE, HOUSING REHABILITATION AND FIRST-TIME HOME BUYERS PROJECT.

COMMENTS

ACCOUNT 231, PROFESSIONAL AND TECHNICAL SERVICES PROVIDES FUNDS FOR HOUSING DEVELOPMENT PROJECTS AND ACTIVITIES INCLUDING HOME HOUSING REHABILITATION, FIRST TIME HOME BUYERS, AND COMMUNITY HOUSING DEVELOPMENT ORGANIZATION PROJECTS. THE HOME PROGRAM HAS A 10% CAP ON PROGRAM ADMINISTRATION.

PERSONNEL

CLASSIFICATION	SALARY BI-WKLY	15/16	16/17	17/18
SENIOR SECRETARY	GE06	1	0	0
ADMIN ASST II	GE06	0	1	1
TOTAL		1	1	1

CAPITAL OUTLAY

ACCT NO.	ITEM	A/R	QTY	BUDGET AMOUNT

FUNDING SOURCE

CLASSIFICATION	ADOPTED TOTAL 17/18	GENERAL	HOME GRANT
PERSONNEL SERVICES	39,222		39,222
MATERIALS & SUPPLIES	0		0
OTHER SERVICES & CHARGES	293,299		293,299
CAPITAL OUTLAY	0		0
TOTAL DOLLARS	332,521		332,521

SUMMARY OF EXPENDITURES

DEPARTMENT: ADMIN. SERVICES ACTIVITY NO.: 29

DIVISION OR ACTIVITY: HOME PROGRAM

ACCT. NO.	ACCOUNT TITLE	2015-2016 ACTUAL EXPENDITURES	2016-2017 ADOPTED BUDGET	2016-2017 EXPENDITURES ESTIMATE	2017-2018 ADOPTED BUDGET
	PERSONAL SERVICES				
101	SALARIES AND WAGES	28,339	29,328	29,605	28,787
102	DIFFERENTIAL/LEADMAN PAY	55	0	426	0
103	SICK LEAVE-PAY IN LIEU	0	0	0	0
108	OVERTIME	112	260	0	0
110	UNEMPLOYMENT CONTRIBUTION	82	60	60	85
111	F.I.C.A.	1,950	2,039	2,024	1,982
112	WORKERS COMPENSATION	158	175	0	150
113	GROUP LIFE & HOSP	4,873	4,860	4,574	5,339
114	CITY RETIREMENT PLAN	2,834	2,933	2,280	2,879
118	LONGEVITY	0	0	0	0
		$38,403	$39,655	$38,969	$39,222
	MATERIALS AND SUPPLIES				
201	SUPPLIES, TOOLS, EQUIP	0	0	0	0
		$0	$0	$0	$0
	OTHER SERVICES & CHARGES				
221	RENTAL, PUBL, PRINTING	0	1,248	1,248	1,248
230	CONTINGENCY	0	0	0	0
231	PROF & TECHNICAL SERVICE	0	250,361	0	0
265	TRAINING AND TRAVEL	0	4,409	0	0
279	OTHER EXPENSES	0	0	0	292,051
		$0	$256,018	$1,248	$293,299
	CAPITAL OUTLAY				
312	MACHINERY & EQUIPMENT	0	0	0	0
		$0	$0	$0	$0
	DIVISION TOTALS	$38,403	$295,673	$40,217	$332,521

ADMINISTRATIVE SERVICES

DIVISION: R. S. V. P. ACTIVITY NO. 27

FUNCTION

THE RETIRED AND SENIOR VOLUNTEER PROGRAM (RSVP) IS A SPECIAL PROJECT FUNDED BY GRANTS FROM THE CORPORATION FOR NATIONAL COMMUNITY SERVICE, THE STATE OF OKLAHOMA DEPARTMENT OF HUMAN SERVICES AND BY SUPPORT FROM THE CITY AND OTHER LOCAL SOURCES. STAFF FUNCTIONS INCLUDE ADMINISTRATIVE DUTIES TO OPERATE THE GRANT, RECRUITMENT OF PERSONS OF RETIREMENT AGE (SENIOR CITIZENS) WHO WILL WORK IN VARIOUS COMMUNITY ACTIVITIES THROUGH VOLUNTEER SERVICE AND STAFF COORDINATION WITH LOCAL AGENCIES NEEDING VOLUNTEER WORKERS.

COMMENTS

ADMIN ASST I MOVED FROM FULL TIME TO PART TIME WITH FUNDING TO BE SOLELY PROVIDED BY FEDERAL AND STATE GRANTS.

PERSONNEL

CLASSIFICATION	SALARY BI-WKLY	15/16	16/17	17/18
RSVP ADMINISTRATOR	GE10	1	1	1
SR CLERICAL ASSIST.	GE04	1	0	0
TOTAL		2	1	1
ADMIN. ASSISTANT I (24 HRS)	GE04	0	1	1

CAPITAL OUTLAY

ACCT NO.	ITEM	A/R	QTY	BUDGET AMOUNT

FUNDING SOURCE

CLASSIFICATION	ADOPTED TOTAL 17/18	GENERAL	DHS GRANT	ACTION GRANT
PERSONNEL SERVICES	67,970	35,301		32,669
MATERIALS & SUPPLIES	1,100	800		300
OTHER SERVICES & CHARGES	8,588	3,080		5,508
CAPITAL OUTLAY	0	0		0
TOTAL DOLLARS	77,658	39,181		38,477

SUMMARY OF EXPENDITURES

DEPARTMENT: ADMIN. SERVICES ACTIVITY NO.: 27

DIVISION OR ACTIVITY: R.S.V.P.

ACCT. NO.	ACCOUNT TITLE	2015-2016 ACTUAL EXPENDITURES	2016-2017 ADOPTED BUDGET	2016-2017 EXPENDITURES ESTIMATE	2017-2018 ADOPTED BUDGET
	PERSONAL SERVICES				
101	SALARIES AND WAGES	37,830	39,175	38,989	40,435
102	DIFFERENTIAL/LEADMAN PAY	0	0	0	0
103	SICK LEAVE-PAY IN LIEU	0	0	2,093	1,000
106	PART-TIME	5,390	14,252	13,625	13,104
108	OVERTIME	0	0	0	0
110	UNEMPLOYMENT CONTRIBUTION	82	95	95	85
111	F.I.C.A.	3,036	3,787	3,850	3,863
112	WORKERS COMPENSATION	158	375	0	100
113	GROUP LIFE & HOSP	4,895	4,900	5,370	5,339
114	CITY RETIREMENT PLAN	3,783	3,918	4,060	4,044
118	LONGEVITY	0	0	0	0
		$55,174	$66,502	$68,082	$67,970
	MATERIALS AND SUPPLIES				
201	SUPPLIES, TOOLS, EQUIP	3,519	800	800	800
211	REPAIR AND MAINTENANCE	0	0	400	0
212	CONTRACTUAL MAINTENANCE	0	0	0	300
		$3,519	$800	$1,200	$1,100
	OTHER SERVICES & CHARGES				
221	RENTAL, PUBL, PRINTING	293	700	700	1,000
241	TELEPHONE & POSTAGE	1,062	1,245	1,245	1,500
251	INSURANCE	1,080	1,050	1,050	1,211
264	DUES & MEMBERSHIPS	0	0	0	0
265	TRAINING AND TRAVEL	4,111	5,776	4,900	2,377
279	OTHER EXPENSES	11,660	13,562	2,873	2,500
		$18,206	$22,333	$10,768	$8,588
	CAPITAL OUTLAY				
312	MACHINERY & EQUIPMENT	0	0	0	0
		$0	$0	$0	$0
	DIVISION TOTALS	$76,899	$89,635	$80,050	$77,658

ADMINISTRATIVE SERVICES

DIVISION: LIBRARY — ACTIVITY NO. 51

FUNCTION

THIS DEPARTMENT IS RESPONSIBLE FOR PROVIDING PUBLIC LIBRARY SERVICES TO THE RESIDENTS OF THE CITY OF LAWTON AND COMANCHE COUNTY. THIS INCLUDES THE COLLECTION, PRESERVATION AND CIRCULATION OF BOOKS AND OTHER MATERIALS TO MEET THE NEEDS OF THE GENERAL PUBLIC FOR INFORMATION, EDUCATION, ENRICHMENT AND RECREATION. IT PROVIDES ASSISTANCE IN INTERPRETATION AND USE OF THE MATERIALS TO SUPPORT THE EDUCATIONAL, CIVIC AND CULTURAL ACTIVITIES OF THE COMMUNITY AND TO INFORM THE PUBLIC OF THE SERVICES AND RESOURCES WHICH ARE AVAILABLE. THE LIBRARY HAS MEETING ROOMS AVAILABLE FOR PUBLIC USE.

COMMENTS

THE LIBRARY ANTICIPATES RECEIVING A GRANT FROM THE OKLAHOMA DEPARTMENT OF LIBRARIES IN THE AMOUNT OF $44,000. THIS GRANT PRIMARILY FUNDS $44,000 WORTH OF READING MATERIALS IN ACCOUNT 314.

PERSONNEL

CLASSIFICATION	SALARY BI-WKLY	15/16	16/17	17/18
LIBRARY DIRECTOR	E2	1	1	1
LIBRARIAN II	MG07	3	0	0
LIBRARIAN II	GE14	0	3	3
LIBRARIAN I	MG05	1	0	0
LIBRARIAN I	GE12	0	1	1
CIRCULATION CORD	GE09	1	1	1
ADMIN ASSISTANT	NU03	1	0	0
ADMIN ASST III	GE08	0	1	1
SR LIBRARY ASSOC.	GE06	2	2	2
LIBRARY ASSOCIATE	GE05	1	1	1
PGM COORDINATOR	NU07	1	0	0
PGM COORDINATOR	GE13	0	1	1
TOTAL		11	11	11
REGULAR PART-TIME				
LIBRARIAN I (20 HR)	GE12	1	1	1
LIBRARIAN I (10 HR)	GE12	1	1	1
CLERICAL ASST	RP03	7	0	0
ADMIN ASST I (20 HR)	GE03	0	8	10
LIBRARY AIDE(20 HR)	GE01	4	2	0
TOTAL PART-TIME		13	12	12

CAPITAL OUTLAY

ACCT NO.	ITEM	A/R	QTY	BUDGET AMOUNT
314	LIBRARY BOOKS & MATERIALS	A		15.000
*314	LIBRARY BOOKS & MATERIALS	A		44.000
**314	LIBRARY BOOKS & MATERIALS	A		25.000
TOTAL				84.000

* STATE GRANT
** COMANCHE COUNTY FUNDS

FUNDING SOURCE

CLASSIFICATION	ADOPTED TOTAL 17/18	GENERAL	LIBRARY GRANT	FRIENDS LIBRARY	COMANCHE COUNTY
PERSONNEL SERVICES	1,014,816	1,014,816			
MATERIALS & SUPPLIES	28,100	28,100			
OTHER SERVICES & CHARGES	108,450	108,450			
CAPITAL OUTLAY	84,000	15,000	44,000		25,000
TOTAL DOLLARS	1,235,366	1,166,366	44,000		25,000

SUMMARY OF EXPENDITURES

DEPARTMENT: ADMIN. SERVICES ACTIVITY NO.: 51
DIVISION OR ACTIVITY: LIBRARY-OPERATION

ACCT. NO.	ACCOUNT TITLE	2015-2016 ACTUAL EXPENDITURES	2016-2017 ADOPTED BUDGET	2016-2017 EXPENDITURES ESTIMATE	2017-2018 ADOPTED BUDGET
	PERSONAL SERVICES				
101	SALARIES AND WAGES	565,654	594,257	603,301	609,545
103	SICK LEAVE-PAY IN LIEU	9,741	3,000	14,010	9,000
104	CONTRACT LABOR	0	0	0	0
106	PART-TIME	156,709	160,429	143,114	172,999
108	OVERTIME	0	0	0	0
110	UNEMPLOYMENT CONTRIBUTION	1,968	1,250	1,250	2,000
111	F.I.C.A.	52,614	55,196	53,822	57,747
112	WORKERS COMPENSATION	3,793	4,500	1,267	2,000
113	GROUP LIFE & HOSP	64,548	65,371	70,122	70,908
114	CITY RETIREMENT PLAN	58,147	62,343	61,701	63,651
118	LONGEVITY	24,335	26,173	26,173	26,966
		$937,509	$972,519	$974,760	$1,014,816
	MATERIALS AND SUPPLIES				
201	SUPPLIES, TOOLS, EQUIP	10,451	10,000	10,000	9,500
211	REPAIR AND MAINTENANCE	5,068	11,000	11,000	9,000
212	CONTRACTUAL MAINTENANCE	8,874	9,000	10,975	9,600
		$24,393	$30,000	$31,975	$28,100
	OTHER SERVICES & CHARGES				
221	RENTAL, PUBL, PRINTING	4,065	3,800	3,800	3,800
231	PROF & TECHNICAL SERVICE	8,308	7,500	5,525	5,400
241	TELEPHONE & POSTAGE	3,676	8,000	8,000	6,000
248	ELECTRICITY & NAT GAS	70,349	74,000	74,000	73,000
264	DUES & MEMBERSHIPS	0	0	0	0
265	TRAINING AND TRAVEL	26,721	12,000	16,817	20,000
279	OTHER EXPENSES	283	250	250	250
		$113,402	$105,550	$108,392	$108,450
	CAPITAL OUTLAY				
310	LEASE PURCHASE AGREEMENT	2,460	2,460	2,460	0
312	MACHINERY & EQUIPMENT	2,740	0	0	0
314	LIBRARY BOOKS	49,706	105,000	75,436	84,000
321	CONSTRC, IMPRVMNT, ADDTN	0	0	0	0
		$54,906	$107,460	$77,896	$84,000
	DIVISION TOTALS	$1,130,210	$1,215,529	$1,193,023	$1,235,366

ADMINISTRATIVE SERVICES

DIVISION: NEIGHBORHOOD SERVICES — ACTIVITY NO. 81

FUNCTION

THIS DIVISION IS RESPONSIBLE FOR RECEIPT OF COMPLAINTS RELATING TO HIGH GRASS AND WEEDS, JUNK AND DEBRIS, OPEN SEWERS, AND OTHER NUISANCES, LOGGING OF COMPLAINTS, ORDERING ABATEMENT BY PROPERTY OWNER, ABATING NUISANCES WHEN NEEDED, DETERMINING FEES AND INITIATING LIENS AGAINST THOSE ABATED BY THE CITY.

COMMENTS

ACCOUNT 231, PROFESSIONAL AND TECHNICAL SERVICES PROVIDES FUNDING FOR THE COST OF SECURING STRUCTURES AND DEMOLITION OF CONDEMNATIONS.

PERSONNEL

CLASSIFICATION	SALARY BI-WKLY	15/16	16/17	17/18
NBHD SRVS SUPERVISOR	NU08	1	0	0
NBHD SRVS SUPERVISOR	GE15	0	1	1
CODE ENF. OFFICER	GE05	5	5	5
ADMIN ASST I	GE05	0	2	1
ADMIN ASST II	GE06	0	0	1
SR. CLERICAL ASSOC.	GE05	2	0	0
TOTAL		8	8	8

CAPITAL OUTLAY

ACCT NO.	ITEM	A/R	QTY	BUDGET AMOUNT

FUNDING SOURCE

CLASSIFICATION	ADOPTED TOTAL 17/18	GENERAL	FUND 93 D & D
PERSONNEL SERVICES	356,901	356,901	
MATERIALS & SUPPLIES	15,600	15,600	
OTHER SERVICES & CHARGES	249,453	24,453	225,000
CAPITAL OUTLAY	0	0	
TOTAL DOLLARS	621,954	396,954	225,000

SUMMARY OF EXPENDITURES

DEPARTMENT: ADMIN. SERVICES ACTIVITY NO.: 81

DIVISION OR ACTIVITY: NEIGHBORHOOD SERVICES

ACCT. NO.	ACCOUNT TITLE	2015-2016 ACTUAL EXPENDITURES	2016-2017 ADOPTED BUDGET	2016-2017 EXPENDITURES ESTIMATE	2017-2018 ADOPTED BUDGET
	PERSONAL SERVICES				
101	SALARIES AND WAGES	268,391	277,325	254,134	272,958
102	DIFFERENTIAL/LEADMAN PAY	0	0	0	0
103	SICK LEAVE-PAY IN LIEU	25,824	17,900	33,522	10,000
108	OVERTIME	2,451	1,000	0	0
110	UNEMPLOYMENT CONTRIBUTION	656	475	475	700
111	F.I.C.A.	20,066	20,690	19,535	19,558
112	WORKERS COMPENSATION	1,380	1,000	0	500
113	GROUP LIFE & HOSP	36,533	37,200	29,918	25,889
114	CITY RETIREMENT PLAN	28,939	29,940	28,395	27,296
118	LONGEVITY	5,051	4,175	4,481	0
		$389,291	$389,705	$370,460	$356,901
	MATERIALS AND SUPPLIES				
201	SUPPLIES, TOOLS, EQUIP	8,275	11,500	15,000	13,000
211	REPAIR AND MAINTENANCE	623	1,500	1,500	1,000
216	UNIFORM AND CLOTHING	936	1,640	1,640	1,600
		$9,834	$14,640	$18,140	$15,600
	OTHER SERVICES & CHARGES				
221	RENTAL, PUBL, PRINTING	2,202	2,404	5,104	4,500
231	PROF & TECHNICAL SERVICE	52,018	200,000	200,000	225,000
241	TELEPHONE & POSTAGE	8,626	12,000	12,000	14,453
264	DUES & MEMBERSHIPS	0	0	0	0
265	TRAINING AND TRAVEL	5,381	2,500	5,000	5,500
279	OTHER EXPENSES	0	0	0	0
		$68,227	$216,904	$222,104	$249,453
	CAPITAL OUTLAY				
311	MOTIVE EQUIPMENT	0	0	0	0
312	MACHINERY & EQUIPMENT	0	0	0	0
		$0	$0	$0	$0
	DIVISION TOTALS	$467,352	$621,249	$610,704	$621,954

ADMINISTRATIVE SERVICES

DIVISION: ANIMAL WELFARE — ACTIVITY NO. 89

FUNCTION

THIS DIVISION IS RESPONSIBLE FOR THE MAINTENANCE OF THE ANIMAL SHELTER, INCLUDING ADOPTION OR REDEMPTION OF LOST OR STRAYED ANIMALS WHICH HAVE BEEN IMPOUNDED AND OF ANIMALS WHICH ARE NEITHER REDEEMED NOR ADOPTED. THE DIVISION IS ALSO RESPONSIBLE FOR THE CONTROL OF STRAY ANIMALS AND ENFORCEMENT OF LAWS PERTAINING TO LICENSING AND CONTROL AND FOR THE REMOVAL OF DEAD ANIMALS FROM STREETS.

COMMENTS

ACCOUNT 201, SUPPLIES, PROVIDES FUNDING FOR ANIMAL FOOD AND EUTHANASIA DRUGS. ACCOUNT 231, PROFESSIONAL SERVICES, PROVIDES VETERINARY SERVICES TO CARE FOR ANIMALS & RABIES VACCINATIONS.

PERSONNEL

CLASSIFICATION	SALARY BI-WKLY	15/16	16/17	17/18
ANIMAL WELFARE SUPT	NU07	1	0	0
ANIMAL WELFARE SUPT	GE13	0	1	0
ANIMAL WELFARE SUPT	GE14	0	0	1
FIELD SUPERVISOR	NU04	1	0	0
FIELD SUPERVISOR	GE09	0	1	1
ANIMAL WELFARE OFCR	GE06	4	4	4
ANIMAL CARE TECHNICIAN	GE06	2	2	2
PUBLIC WORKS SCHEDULER	GE06	1	1	0
CLERICAL ASSOCIATE	GE04	1	0	0
ADMIN ASST I	GE04	0	1	1
ADMIN ASST II	GE06	0	0	1
KENNEL ASST.	GE03	1	0	0
VETERINERY ASST	GE06	0	0	1
KENNEL SUPERVISOR	GE09	0	0	1
TOTAL		11	10	12

CAPITAL OUTLAY

ACCT NO.	ITEM	A/R	QTY	BUDGET AMOUNT

FUNDING SOURCE

CLASSIFICATION	ADOPTED TOTAL 17/18	GENERAL	LICENSE FUND 42	NEUTER FUND 18	ANIMAL DONATE FUND 23	ROLLING STOCK
PERSONNEL SERVICES	551,601	551,601				
MATERIALS & SUPPLIES	105,500	53,000	1,000	50,000	1,500	
OTHER SERVICES & CHARGES	67,500	44,700	15,900	6,000	900	
CAPITAL OUTLAY	0	0	0	0	0	
TOTAL DOLLARS	724,601	649,301	16,900	56,000	2,400	

SUMMARY OF EXPENDITURES

DEPARTMENT: ADMIN. SERVICES ACTIVITY NO.: 89
DIVISION OR ACTIVITY: ANIMAL WELFARE

ACCT. NO.	ACCOUNT TITLE	2015-2016 ACTUAL EXPENDITURES	2016-2017 ADOPTED BUDGET	2016-2017 EXPENDITURES ESTIMATE	2017-2018 ADOPTED BUDGET
	PERSONAL SERVICES				
101	SALARIES AND WAGES	339,015	360,108	344,482	351,250
102	DIFFERENTIAL/LEADMAN PAY	5,119	4,800	4,191	4,000
103	SICK LEAVE-PAY IN LIEU	0	3,000	275	0
104	CONTRACT LABOR	33,948	34,000	30,360	35,000
106	PART-TIME	0	0	0	0
108	OVERTIME	38,765	40,000	32,957	34,000
110	UNEMPLOYMENT CONTRIBUTION	902	0	902	1,000
111	F.I.C.A.	26,662	28,606	26,484	24,950
112	WORKERS COMPENSATION	2,031	450	624	1,000
113	GROUP LIFE & HOSP	37,370	38,150	40,860	62,337
114	CITY RETIREMENT PLAN	33,354	36,571	34,181	35,288
118	LONGEVITY	2,364	2,600	2,654	2,776
		$519,530	$548,285	$517,970	$551,601
	MATERIALS AND SUPPLIES				
201	SUPPLIES, TOOLS, EQUIP	94,403	70,000	70,000	91,000
204	PETROLEUM PRODUCTS	0	0	0	0
205	CHEMICALS	101	1,000	1,000	1,000
211	REPAIR AND MAINTENANCE	4,160	8,000	8,000	7,000
212	CONTRACTUAL MAINTENANCE	0	2,060	2,060	1,500
214	MAINT MATERL-MOTIVE EQUIP	0	0	0	0
216	UNIFORM AND CLOTHING	3,195	3,200	5,000	5,000
		$101,859	$84,260	$86,060	$105,500
	OTHER SERVICES & CHARGES				
221	RENTAL, PUBL, PRINTING	3,186	3,800	3,000	3,800
231	PROF & TECHNICAL SERVICE	11,495	11,500	4,000	16,000
241	TELEPHONE & POSTAGE	6,291	8,500	5,700	7,000
248	ELECTRICITY & NAT GAS	22,499	25,000	25,000	26,000
264	DUES & MEMBERSHIPS	0	0	0	0
265	TRAINING AND TRAVEL	5,622	2,420	2,420	2,700
279	OTHER EXPENSES	3,143	6,000	6,000	12,000
		$52,236	$57,220	$46,120	$67,500
	CAPITAL OUTLAY				
311	MOTIVE EQUIPMENT	0	0	0	0
312	MACHINERY & EQUIPMENT	0	0	0	0
321	CONSTRC, IMPRVMNT, ADDTN	137,529	0	0	0
		$137,529	$0	$0	$0
	DIVISION TOTALS	$811,154	$689,765	$650,150	$724,601

City of Lawton Organization Chart
FY 17-18



LEGAL

DIVISION: CITY ATTORNEY — ACTIVITY NO: 08

FUNCTION

THE CITY ATTORNEY PROTECTS THE PUBLIC'S INTEREST BY PROVIDING COMPREHENSIVE, PROFESSIONAL, COST-EFFICIENT LEGAL ADVICE, REPRESENTING THE CITY OF LAWTON'S LEGAL INTERESTS BEFORE JUDICIAL AND ADMINISTRATIVE AGENCIES, AND EFFECTIVELY AND EFFICIENTLY PROSECUTING ALL MISDEMEANOR CRIMINAL OFFENSES FOR VIOLATIONS OF THE LAWTON CITY CODE. THE STAFF OF THE LEGAL SERVICES DEPARTMENT PROVIDES THE CITY COUNCIL AND THE EMPLOYEES OF THE CITY OF LAWTON WITH FULL LEGAL REPRESENTATION IN ORDER THAT THEY MAY LAWFULLY ATTAIN THE CITY COUNCIL'S OBJECTIVES AND OTHER CITY GOALS WITHOUT UNDUE RISK TO THE CITY OF LAWTON. THE CITY ATTORNEY ATTENDS ALL MEETINGS OF THE CITY COUNCIL AND PROVIDES LEGAL ADVICE AND OPINIONS WHENEVER REQUESTED TO DO SO BY THE CITY COUNCIL, CITY MANAGER AND STAFF. THE LEGAL SERVICES DEPARTMENT APPROVES THE FORM OF ALL CONTRACTS MADE BY THE CITY, PREPARES ORDINANCES AND RESOLUTIONS FOR THE CITY, AND INVESTIGATES AND RENDERS LEGAL OPINIONS ON ALL CLAIMS AGAINST THE CITY.

COMMENTS

ACCOUNT 231, PROFESSIONAL SERVICES, PROVIDES FOR PRIVATE ATTORNEYS, COURT COSTS AND EXPERT WITNESSES, ETC.

PERSONNEL

CLASSIFICATION	SALARY BI-WKLY	15/16	16/17	17/18
CITY ATTORNEY	0000	1	1	1
DEPUTY CITY ATTY	GE19	2	2	2
ASST CITY ATTORNEY	GE16	3	3	3
OFC ADMIN/LEGAL ASST IV	GE12	1	2	2
LEGAL ASST IV CLAIMS/INVEST/WC	GE12	0	1	1
LEGAL ASST III	GE09	3	2	2
LEGAL ASST II	GE08	2	2	2
LEGAL ASST I	NU02	1	0	0
TOTAL		13	13	13

CAPITAL OUTLAY

ACCT NO.	ITEM	A/R	QTY	BUDGET AMOUNT
*312	WORK STATION	R	1	2,500
TOTAL				2,500

FUNDING SOURCE

CLASSIFICATION	ADOPTED TOTAL 17/18	GENERAL	MUNICIPAL COURT TECHNOLOGY FEE
PERSONNEL SERVICES	1,098,513	1,098,513	
MATERIALS & SUPPLIES	17,810	17,810	
OTHER SERVICES & CHARGES	141,735	141,735	
CAPITAL OUTLAY	2,500	0	2,500
TOTAL DOLLARS	1,260,558	1,258,058	2,500

SUMMARY OF EXPENDITURES

DEPARTMENT: LEGAL SERVICES ACTIVITY NO.: 8
DIVISION OR ACTIVITY: CITY ATTORNEY

ACCT. NO.	ACCOUNT TITLE	2015-2016 ACTUAL EXPENDITURES	2016-2017 ADOPTED BUDGET	2016-2017 EXPENDITURES ESTIMATE	2017-2018 ADOPTED BUDGET
	PERSONAL SERVICES				
101	SALARIES AND WAGES	837,764	852,150	898,185	861,575
102	DIFFERENTIAL/LEADMAN PAY	1,006	0	0	0
103	SICK LEAVE-PAY IN LIEU	6,422	8,000	15,166	0
106	PART-TIME	0	0	0	0
108	OVERTIME	0	0	0	0
110	UNEMPLOYMENT CONTRIBUTION	1,066	600	600	1,100
111	F.I.C.A.	56,351	59,764	59,627	59,811
112	WORKERS COMPENSATION	2,054	2,400	0	2,000
113	GROUP LIFE & HOSP	70,129	78,700	80,337	80,018
114	CITY RETIREMENT PLAN	81,836	85,915	88,488	86,871
118	LONGEVITY	6,525	7,000	7,138	7,138
		$1,063,153	$1,094,529	$1,149,541	$1,098,513
	MATERIALS AND SUPPLIES				
201	SUPPLIES, TOOLS, EQUIP	9,725	10,160	10,576	10,100
211	REPAIR AND MAINTENANCE	459	500	500	500
212	CONTRACTUAL MAINTENANCE	3,350	3,355	4,000	7,210
		$13,534	$14,015	$15,076	$17,810
	OTHER SERVICES & CHARGES				
221	RENTAL, PUBL, PRINTING	3,916	6,735	6,000	6,735
231	PROF & TECHNICAL SERVICE	37,844	90,000	115,000	95,000
241	TELEPHONE & POSTAGE	5,231	4,800	5,300	4,000
264	DUES & MEMBERSHIPS	0	0	0	0
265	TRAINING AND TRAVEL	40,882	43,175	43,175	36,000
279	OTHER EXPENSES	0	0	0	0
		$87,873	$144,710	$169,475	$141,735
	CAPITAL OUTLAY				
312	MACHINERY & EQUIPMENT	5,824	0	0	2,500
321	CONSTRC, IMPRVMNT, ADDTN	0	0	0	0
		$5,824	$0	$0	$2,500
	DIVISION TOTALS	$1,170,384	$1,253,254	$1,334,092	$1,260,558

City of Lawton Organization Chart
FY 17-18

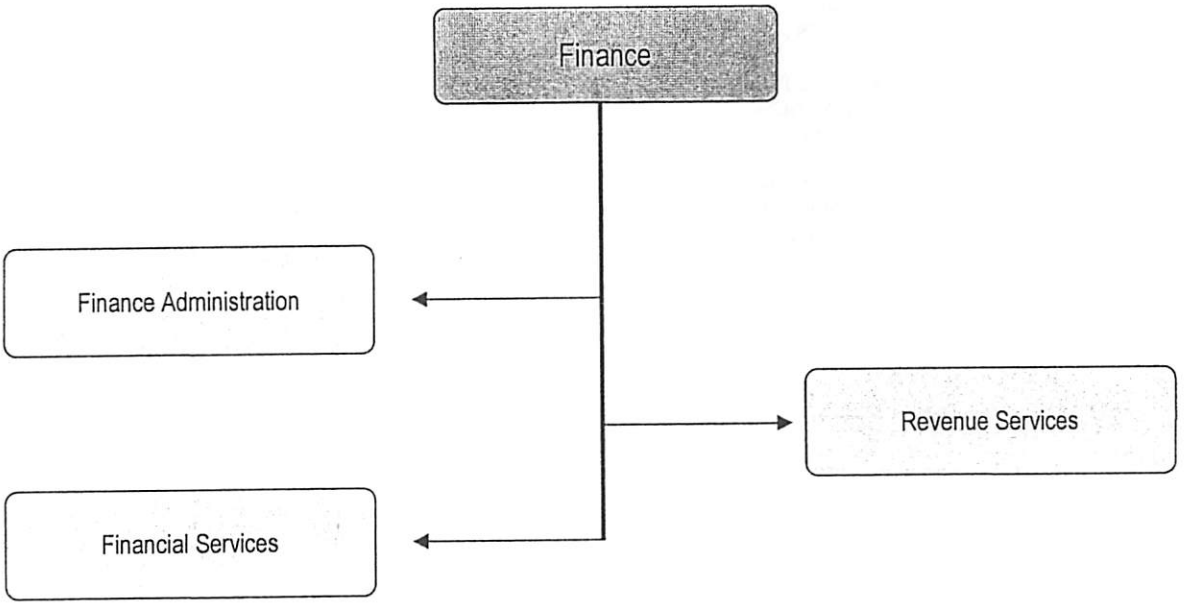

FINANCE

DIVISION: FINANCE ADMINISTRATION — ACTIVITY NO: 13

FUNCTION

THE FINANCE ADMINISTRATION DIVISION PERFORMS THE FUNCTION OF SUPERVISING ALL ELEMENTS OF THE FINANCE DEPARTMENT INCLUDING BOTH FINANCIAL SERVICES AND REVENUE SERVICES. REPRESENTATIVE DUTIES ARE: PREPARE FINANCIAL REPORTS FOR THE CITY MANAGER, COUNCIL AND DEPARTMENTS; COLLECT AND SAFE GUARD ALL PUBLIC FUNDS; INVEST CITY FUNDS; PREPARE SPECIAL FINANCIAL REPORTS AND STUDIES FOR CITY DEPARTMENTS AND AUTHORITIES; ASSIST CITY MANAGER IN COMPILING AND PREPARING THE ANNUAL OPERATING AND CAPITAL IMPROVEMENT BUDGETS; AND PROVIDE SUPERVISORY REVIEW OVER PURCHASING OPERATIONS, REVENUE COLLECTING OPERATIONS, AND ACCOUNTING OPERATIONS.

COMMENTS

ACCOUNT 221 COVERS COST OF PRINTING BUDGETS AND COPIER RENTAL.

PERSONNEL

CLASSIFICATION	SALARY BI-WKLY	15/16	16/17	17/18
FINANCE DIRECTOR	E3	1	1	1
ADMIN ASSISTANT 111	GE08	1	1	0
FINANCE SPECIALIST	GE09	0	0	1
MUNICIPAL SECURITIES DISCLOSURE COORDINATOR	GE15	0	1	1
SR ACCOUNTANT/ AUDIT LIASON	GE13	0	1	1
TOTAL		2	4	4

CAPITAL OUTLAY

ACCT NO.	ITEM	A/R	QTY	BUDGET AMOUNT

FUNDING SOURCE

CLASSIFICATION	ADOPTED TOTAL 17/18	GENERAL
PERSONNEL SERVICES	322,439	322,439
MATERIALS & SUPPLIES	1,000	1,000
OTHER SERVICES & CHARGES	5,460	5,460
CAPITAL OUTLAY	0	0
TOTAL DOLLARS	328,899	328,899

SUMMARY OF EXPENDITURES

DEPARTMENT: FINANCE ACTIVITY NO.: 13

DIVISION OR ACTIVITY: FINANCE ADMINISTRATION

ACCT. NO.	ACCOUNT TITLE	2015-2016 ACTUAL EXPENDITURES	2016-2017 ADOPTED BUDGET	2016-2017 EXPENDITURES ESTIMATE	2017-2018 ADOPTED BUDGET
	PERSONAL SERVICES				
101	SALARIES AND WAGES	101,654	143,980	155,916	253,179
102	DIFFERENTIAL/LEADMAN PAY	0	0	0	0
103	SICK LEAVE-PAY IN LIEU	115	0	0	0
110	UNEMPLOYMENT CONTRIBUTION	164	200	170	0
111	F.I.C.A.	7,287	9,913	11,047	17,445
112	WORKERS COMPENSATION	316	400	0	0
113	GROUP LIFE & HOSP	2,526	4,900	6,469	26,672
114	CITY RETIREMENT PLAN	9,180	14,398	15,004	25,143
118	LONGEVITY	0	0	0	0
		$121,242	$173,791	$188,606	$322,439
	MATERIALS AND SUPPLIES				
201	SUPPLIES, TOOLS, EQUIP	538	1,200	800	900
211	REPAIR AND MAINTENANCE	0	100	100	100
212	CONTRACTUAL MAINTENANCE	0	0	0	0
216	UNIFORM AND CLOTHING	0	50	0	0
		$538	$1,350	$900	$1,000
	OTHER SERVICES & CHARGES				
221	RENTAL, PUBL, PRINTING	1,011	1,120	1,120	1,100
231	PROF & TECHNICAL SERVICE	0	0	0	30
241	TELEPHONE & POSTAGE	2,075	2,000	2,000	2,300
251	INSURANCE	0	0	0	30
264	DUES & MEMBERSHIPS	0	0	0	0
265	TRAINING AND TRAVEL	3,929	2,000	1,800	2,000
		$7,015	$5,120	$4,920	$5,460
	CAPITAL OUTLAY				
312	MACHINERY & EQUIPMENT	0	0	0	0
		$0	$0	$0	$0
	DIVISION TOTALS	$128,795	$180,261	$194,426	$328,899

FINANCE

DIVISION: REVENUE SERVICES — ACTIVITY NO: 14

FUNCTION

THE REVENUE SERVICES DIVISION IS RESPONSIBLE TO THE FINANCE DIRECTOR FOR BILLING AND COLLECTING FOR UTILITY SERVICES AND CERTAIN OTHER CHARGES, FEES AND ASSESSMENTS FOR THE CITY. THE DIVISION IS ALSO RESPONSIBLE FOR READING WATER METERS DAILY ON A CYCLE SCHEDULE, INSTALLATION OF SMALL WATER METERS FOR NEW ACCOUNTS, DISCONNECTING SERVICE ON DELINQUENT ACCOUNTS, PERFORMING AFTER HOUR TURN-ONS AND TROUBLE SHOOTING BILLING COMPLAINTS. THE DIVISION IS ORGANIZED IN TWO BRANCHES: REVENUE COLLECTIONS AND FIELD SERVICES. THE MAIN TASKS OF THE DIVISION ARE CENTERED ON BILLING AND COLLECTING CHARGES FOR WATER, SEWER AND REFUSE SERVICES AND FOR RECEIPT OF OTHER REVENUES PAYABLE TO THE CITY.

COMMENTS

ACCOUNT 211, REPAIR AND MAINTENANCE, INCLUDES PURCHASE AND REPAIR OF WATER METERING EQUIPMENT AND OTHER NECESSARY DIVISION EQUIPMENT. ACCOUNT 241, TELEPHONE AND POSTAGE, PROVIDES POSTAGE ASSOCIATED WITH BILLING UTILITY ACCOUNTS.

PERSONNEL

CLASSIFICATION	SALARY BI-WKLY	15/16	16/17	17/18
REVENUE SVC SUPV.	GE15	1	1	1
OFFICE SUPERVISOR	GE09	1	1	1
METER SVC. FIELD SUPV.	GE09	1	1	1
HEAD CASHIER	GE07	1	1	1
METER SERVICE WKR	GE05	5	5	5
FULL SERVICE REP	GE04	9	8	0
FULL SERVICE REP	GE06	0	0	8
TOTAL		18	17	17

CAPITAL OUTLAY

ACCT NO.	ITEM	A/R	QTY	BUDGET AMOUNT
312	METER READING SOFTWARE	R	1	110,000
312	METER LOCKS	R		15,200
	TOTAL			125,200

FUNDING SOURCE

CLASSIFICATION	ADOPTED TOTAL 17/18	ENTERPRISE	ROLLING STOCK
PERSONNEL SERVICES	892,958	892,958	
MATERIALS & SUPPLIES	116,800	116,800	
OTHER SERVICES & CHARGES	167,442	167,442	
CAPITAL OUTLAY	125,200	125,200	
TOTAL DOLLARS	1,302,400	1,302,400	

SUMMARY OF EXPENDITURES

DEPARTMENT: FINANCE ACTIVITY NO.: 14

DIVISION OR ACTIVITY: REVENUE SERVICES

ACCT. NO.	ACCOUNT TITLE	2015-2016 ACTUAL EXPENDITURES	2016-2017 ADOPTED BUDGET	2016-2017 EXPENDITURES ESTIMATE	2017-2018 ADOPTED BUDGET
	PERSONAL SERVICES				
101	SALARIES AND WAGES	621,297	591,950	599,135	633,318
102	DIFFERENTIAL/LEADMAN PAY	4,566	4,700	4,246	0
103	SICK LEAVE-PAY IN LIEU	933	67,150	62,908	0
108	OVERTIME	9,772	10,500	12,516	8,100
110	UNEMPLOYMENT CONTRIBUTION	1,476	800	800	1,500
111	F.I.C.A.	43,646	47,964	45,479	45,831
112	WORKERS COMPENSATION	4,729	4,000	0	1,000
113	GROUP LIFE & HOSP	102,473	102,100	114,260	118,062
114	CITY RETIREMENT PLAN	62,876	67,975	66,384	63,732
118	LONGEVITY	23,037	20,650	20,650	21,415
		$874,805	$917,789	$926,378	$892,958
	MATERIALS AND SUPPLIES				
201	SUPPLIES, TOOLS, EQUIP	52,360	60,000	59,100	55,000
211	REPAIR AND MAINTENANCE	50,956	57,000	68,000	60,000
212	CONTRACTUAL MAINTENANCE	24,464	20,750	20,000	800
216	UNIFORM AND CLOTHING	375	1,000	900	1,000
		$128,155	$138,750	$148,000	$116,800
	OTHER SERVICES & CHARGES				
221	RENTAL, PUBL, PRINTING	1,715	3,000	2,700	3,000
231	PROF & TECHNICAL SERVICE	2,135	1,500	6,600	4,800
241	TELEPHONE & POSTAGE	149,857	152,000	155,000	156,642
251	INSURANCE	0	0	0	0
264	DUES & MEMBERSHIPS	0	0	0	0
265	TRAINING AND TRAVEL	397	2,500	2,500	2,500
279	OTHER EXPENSES	0	500	400	500
		$154,104	$159,500	$167,200	$167,442
	CAPITAL OUTLAY				
311	MOTIVE EQUIPMENT	0	0	0	0
312	MACHINERY & EQUIPMENT	1,160	0	0	125,200
321	CONSTRC, IMPRVMNT, ADDTN	0	0	0	0
		$1,160	$0	$0	$125,200
	DIVISION TOTALS	$1,158,224	$1,216,039	$1,241,578	$1,302,400

FINANCE

DIVISION: FINANCIAL SERVICES

ACTIVITY NO: 15

FUNCTION

THE ACCOUNTING & BUDGETING DIVISION IS RESPONSIBLE TO THE FINANCE DIRECTOR FOR KEEPING RECORDS OF ALL FINANCIAL TRANSACTIONS, PREPARATION OF THE RETIREMENT PAYROLL AND MAKING DETERMINATIONS ON THE PROPRIETY OF DISBURSEMENTS IN ACCORDANCE WITH THE LAW AND APPROVED APPROPRIATIONS. ALL ASPECTS OF ADDITIONS AND DISPOSAL OF PROPERTY ARE CARRIED OUT. THE DIVISION PREPARES MONTHLY FINANCIAL REPORTS FOR CITY COUNCIL, WORKS ON THE CITY BUDGET INVESTS EXCESS CITY FUNDS AND WORKS WITH THE EXTERNAL AUDITORS.

COMMENTS

PERSONNEL

CLASSIFICATION	SALARY BI-WKLY	15/16	16/17	17/18
FINANCIAL SERV. SUPV.	GE18	1	1	0
BUDGETING & ACCOUNTING SUPV	GE16	0	0	1
SR. ACCOUNTANT	GE13	1	2	1
ACCOUNTANT	GE12	3	3	2
BUYER	GE10	1	1	1
FISCAL TECHNICIAN	GE08	1	1	1
PAYROLL ADMINISTRATOR	GE10	1	0	0
PRINTSHOP COORD.	GE07	1	1	1
ADMINISTRATIVE ASST.	GE04	1	1	1
TOTAL		10	10	8

CAPITAL OUTLAY

ACCT NO.	ITEM	A/R	QTY	BUDGET AMOUNT

FUNDING SOURCE

CLASSIFICATION	ADOPTED TOTAL 17/18	GENERAL
PERSONNEL SERVICES	489,472	489,472
MATERIALS & SUPPLIES	6,300	6,300
OTHER SERVICES & CHARGES	190,500	190,500
CAPITAL OUTLAY		
TOTAL DOLLARS	686,272	686,272

SUMMARY OF EXPENDITURES

DEPARTMENT: FINANCE ACTIVITY NO.: 15

DIVISION OR ACTIVITY: FINANCIAL SERVICES

ACCT. NO.	ACCOUNT TITLE	2015-2016 ACTUAL EXPENDITURES	2016-2017 ADOPTED BUDGET	2016-2017 EXPENDITURES ESTIMATE	2017-2018 ADOPTED BUDGET
	PERSONAL SERVICES				
101	SALARIES AND WAGES	460,919	491,490	448,476	387,002
102	DIFFERENTIAL/LEADMAN PAY	2,975	0	0	0
103	SICK LEAVE-PAY IN LIEU	0	2,500	1,797	0
104	CONTRACT LABOR	0	0	0	0
108	OVERTIME	605	700	0	500
110	UNEMPLOYMENT CONTRIBUTION	820	650	650	800
111	F.I.C.A.	31,564	34,602	30,649	26,889
112	WORKERS COMPENSATION	1,580	2,500	0	1,000
113	GROUP LIFE & HOSP	50,752	59,200	43,788	25,857
114	CITY RETIREMENT PLAN	46,855	50,179	44,330	39,493
118	LONGEVITY	10,378	7,800	7,748	7,931
		$606,448	$649,621	$577,438	$489,472
	MATERIALS AND SUPPLIES				
201	SUPPLIES, TOOLS, EQUIP	5,806	6,000	6,000	5,500
211	REPAIR AND MAINTENANCE	404	500	1,420	800
		$6,210	$6,500	$7,420	$6,300
	OTHER SERVICES & CHARGES				
221	RENTAL, PUBL, PRINTING	25,434	29,200	19,000	21,000
231	PROF & TECHNICAL SERVICE	117,298	156,520	166,520	155,000
241	TELEPHONE & POSTAGE	10,065	11,555	9,000	10,500
251	INSURANCE	0	30	30	0
264	DUES & MEMBERSHIPS	0	0	0	0
265	TRAINING AND TRAVEL	2,770	3,025	3,025	4,000
		$155,567	$200,330	$197,575	$190,500
	CAPITAL OUTLAY				
312	MACHINERY & EQUIPMENT	0	0	0	0
		$0	$0	$0	$0
	DIVISION TOTALS	$768,225	$856,451	$782,433	$686,272

FINANCE

DIVISION: CITY AT LARGE

ACTIVITY NO: 41

FUNCTION

THE FUNCTION OF THIS BUDGET IS TO FUND CERTAIN CITY-WIDE EXPENSES NOT DIRECTLY BUDGETED WITHIN A PARTICULAR DEPARTMENT.
ACCT. 211 $50,000 HEAT AND AIR CONTRACT/ROOF REPAIRS
ACCT. 216 $160,000 CINTAS CONTRACT
ACCT. 248 $445,000 CITY-WIDE ELECTRICITY (THIS INCLUDES ALL ILLUMINATING STREET LIGHTS IN THE CITY)

COMMENTS

ACCT 251 $373,450 INSURANCE
ACCT 279 $60,000 ESTIMATED COUNTY APPRAISAL ON PROPERTY, $101,500 LIDA LOAN PAYMENT

PERSONNEL

CLASSIFICATION	SALARY BI-WKLY	15/16	16/17	17/18

CAPITAL OUTLAY

ACCT NO.	ITEM	A/R	QTY	BUDGET AMOUNT

FUNDING SOURCE

CLASSIFICATION	ADOPTED TOTAL 17/18	GENERAL
PERSONNEL SERVICES		
MATERIALS & SUPPLIES	360,000	360,000
OTHER SERVICES & CHARGES	1,506,993	1,506,993
CAPITAL OUTLAY	0	0
TOTAL DOLLARS	1,866,993	1,866,993

SUMMARY OF EXPENDITURES

DEPARTMENT: FINANCE ACTIVITY NO.: 41
DIVISION OR ACTIVITY: CITY-AT-LARGE

ACCT. NO.	ACCOUNT TITLE	2015-2016 ACTUAL EXPENDITURES	2016-2017 ADOPTED BUDGET	2016-2017 EXPENDITURES ESTIMATE	2017-2018 ADOPTED BUDGET
	PERSONAL SERVICES				
110	UNEMPLOYMENT CONTRIBUTION	8,399	0	0	0
112	WORKERS COMPENSATION	13,687	0	0	0
113	GROUP LIFE & HOSP	1,355	0	0	0
		$23,441	$0	$0	$0
	MATERIALS AND SUPPLIES				
201	SUPPLIES, TOOLS, EQUIP	0	0	0	0
211	REPAIR AND MAINTENANCE	51,074	75,000	75,000	250,000
212	CONTRACTUAL MAINTENANCE	0	0	0	0
214	MAINT MATERL-MOTIVE EQUIP	22,720	0	0	0
216	UNIFORM AND CLOTHING	88,572	100,000	100,000	110,000
		$162,366	$175,000	$175,000	$360,000
	OTHER SERVICES & CHARGES				
221	RENTAL, PUBL, PRINTING	1,668	1,800	1,800	1,700
230	CONTINGENCY	10,000	20,000	20,000	20,000
231	PROF & TECHNICAL SERVICE	0	20,000	20,000	138,798
241	TELEPHONE & POSTAGE	0	0	0	0
248	ELECTRICITY & NAT GAS	420,112	445,000	460,000	445,000
251	INSURANCE	363,521	395,790	375,000	373,450
272	ELECTION EXPENSE	0	0	0	0
279	OTHER EXPENSES	141,042	161,500	75,000	528,045
		$936,343	$1,044,090	$951,800	$1,506,993
	CAPITAL OUTLAY				
321	CONSTRC, IMPRVMNT, ADDTN	0	0	0	0
		$0	$0	$0	$0
	DIVISION TOTALS	$1,122,150	$1,219,090	$1,126,800	$1,866,993

FINANCE

DIVISION: WAURIKA FUND

ACTIVITY NO: 55

FUNCTION

THE FUNCTION OF THIS BUDGET IS FOR THE PAYMENT OF DEBT SERVICE AND MAINTENANCE AND OPERATIONS CHARGED BY THE WAURIKA CONSERVANCY.

COMMENTS

PRINCIPLE & INTEREST PAYMENTS $2,454,129
OPERATION & CORP OF ENG COSTS $944,509
ESTIMATED PRIN BALANCE OWED AS OF JUNE 2016 $31,352,220
ESTIMATED PAY OFF 2036
PURCHASE OF REMAINING WATER RIGHTS .....

PERSONNEL

CLASSIFICATION	SALARY BI-WKLY	15/16	16/17	17/18

CAPITAL OUTLAY

ACCT NO.	ITEM	A/R	QTY	BUDGET AMOUNT

FUNDING SOURCE

CLASSIFICATION	ADOPTED TOTAL 17/18	WAURIKA
PERSONNEL SERVICES		
MATERIALS & SUPPLIES		
OTHER SERVICES & CHARGES	3,398,638	3,398,638
CAPITAL OUTLAY	0	0
TOTAL DOLLARS	3,398,638	3,398,638

SUMMARY OF EXPENDITURES

DEPARTMENT: FINANCE ACTIVITY NO.: 55

DIVISION OR ACTIVITY: WAURIKA PAYMENTS

ACCT. NO.	ACCOUNT TITLE	2015-2016 ACTUAL EXPENDITURES	2016-2017 ADOPTED BUDGET	2016-2017 EXPENDITURES ESTIMATE	2017-2018 ADOPTED BUDGET
	OTHER SERVICES & CHARGES				
231	PROF & TECHNICAL SERVICE	1,982,243	3,400,745	3,400,745	3,398,638
248	ELECTRICITY & NAT GAS	3,719	0	0	0
		$1,985,962	$3,400,745	$3,400,745	$3,398,638
	DIVISION TOTALS	$1,985,962	$3,400,745	$3,400,745	$3,398,638

City of Lawton Organization Chart
FY 17-18

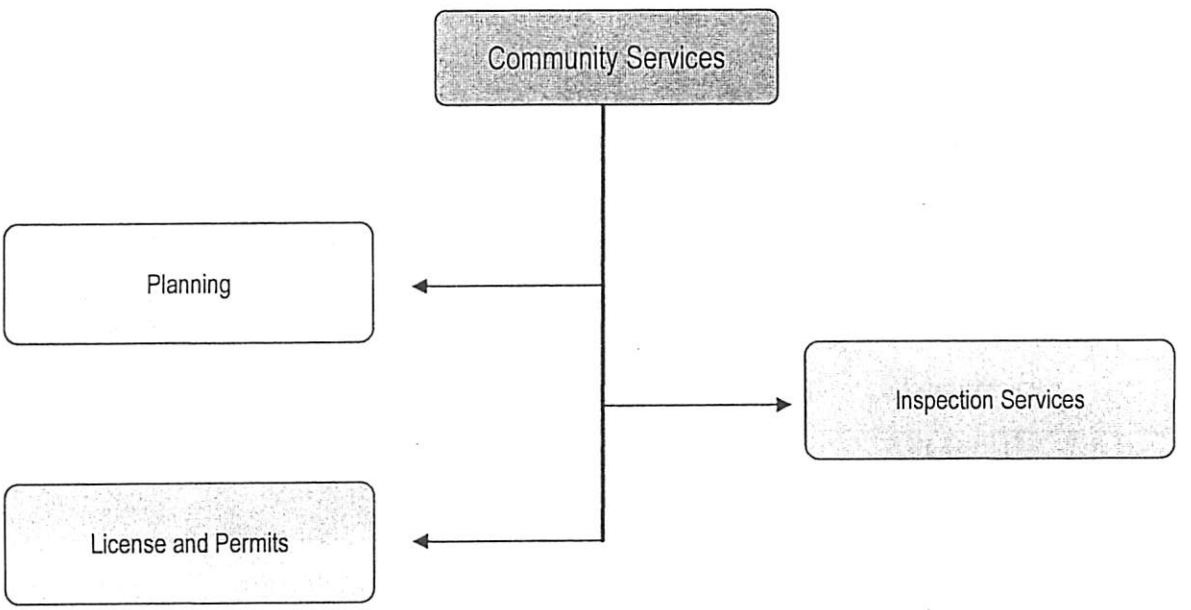

COMMUNITY SERVICES

DIVISION: PLANNING — ACTIVITY NO: 21

FUNCTION

THE PLANNING DEPARTMENT UNDER THE PROVISIONS OF TITLE 11, OKLAHOMA STATUTES, ACCOMPLISHES COMPREHENSIVE PLANNING, TRANSPORTATION PLANNING, ADMINISTRATION OF LAND USE CONTROLS AND SUPPORT FUNCTIONS NEEDED TO PROVIDE GOVERNING BODIES A RATIONAL BASIS FOR DECISION MAKING; REVIEWS LAND DEVELOPMENT PLANS FOR ZONING CODE COMPLIANCE; OVERSEES THE LAND SUBDIVISION AND DEVELOPMENT PROCESS; FUNCTIONS AS PLANNING STAFF FOR THE CITY, LAWTON METROPOLITAN PLANNING ORGANIZATION, THE CITY PLANNING COMMISSION, THE LAWTON URBAN RENEWAL COMMISSION, AND THE BOARD OF ADJUSTMENTS; PREPARES AND ADMINISTERS GRANTS FOR FEDERAL TRANSPORTATION FUNDING; AND PERFORMS SPECIAL STUDIES FOR THE CITY MANAGER AND COUNCIL AS NEEDED.

COMMENTS

PERSONNEL

CLASSIFICATION	SALARY BI-WKLY	15/16	16/17	17/18
PLANNING DIRECTOR	E3	1	1	1
SR PLANNER	GE16	1	1	1
TRANSPORTATION PLANNER	GE13	2	2	2
PLANNING & SUBDIVISION ADMIN	GE10	2	2	2
PLANNING TECHNICIAN	GE09	1	1	1
ADMIN ASST III	GE08	0	1	1
ADMIN ASST	NU03	1	0	0
TOTAL		8	8	8
REGULAR PART-TIME:				
LIASON OFFICER	GE01	1	1	1
		1	1	1

CAPITAL OUTLAY

ACCT NO.	ITEM	A/R	QTY	BUDGET AMOUNT

FUNDING SOURCE

CLASSIFICATION	ADOPTED TOTAL 17/18	GENERAL	CAPITAL OUTLAY	GRANTS TO BE DEPOSITED TO GEN. FD.
PERSONNEL SERVICES	631,563	631,563		
MATERIALS & SUPPLIES	5,600	5,600		
OTHER SERVICES & CHARGES	10,850	10,850		
CAPITAL OUTLAY	0	0		
TOTAL DOLLARS	648,013	648,013		

SUMMARY OF EXPENDITURES

DEPARTMENT: COMMUNITY SERVICES ACTIVITY NO.: 21
DIVISION OR ACTIVITY: PLANNING

ACCT. NO.	ACCOUNT TITLE	2015-2016 ACTUAL EXPENDITURES	2016-2017 ADOPTED BUDGET	2016-2017 EXPENDITURES ESTIMATE	2017-2018 ADOPTED BUDGET
	PERSONAL SERVICES				
101	SALARIES AND WAGES	468,186	453,880	477,988	469,595
102	DIFFERENTIAL/LEADMAN PAY	373	500	0	250
103	SICK LEAVE-PAY IN LIEU	0	300	1,193	300
104	CONTRACT LABOR	0	0	0	0
106	PART-TIME	510	19,075	9,900	10,000
108	OVERTIME	0	500	0	250
110	UNEMPLOYMENT CONTRIBUTION	656	500	500	550
111	F.I.C.A.	32,740	33,576	32,401	33,916
112	WORKERS COMPENSATION	1,264	2,000	0	1,000
113	GROUP LIFE & HOSP	48,156	51,200	54,864	56,310
114	CITY RETIREMENT PLAN	46,016	46,503	46,854	48,090
118	LONGEVITY	11,375	11,150	11,226	11,302
		$609,276	$619,184	$634,926	$631,563
	MATERIALS AND SUPPLIES				
201	SUPPLIES, TOOLS, EQUIP	2,531	3,550	3,200	3,000
211	REPAIR AND MAINTENANCE	0	300	0	300
212	CONTRACTUAL MAINTENANCE	1,814	1,950	2,010	2,300
		$4,345	$5,800	$5,210	$5,600
	OTHER SERVICES & CHARGES				
221	RENTAL, PUBL, PRINTING	1,246	3,000	3,000	3,150
231	PROF & TECHNICAL SERVICE	0	100	0	0
241	TELEPHONE & POSTAGE	4,392	4,000	4,000	3,700
251	INSURANCE	0	0	0	0
264	DUES & MEMBERSHIPS	0	0	0	0
265	TRAINING AND TRAVEL	4,781	4,330	3,330	4,000
279	OTHER EXPENSES	0	0	0	0
		$10,419	$11,430	$10,330	$10,850
	CAPITAL OUTLAY				
312	MACHINERY & EQUIPMENT	0	3,000	3,000	0
		$0	$3,000	$3,000	$0
	DIVISION TOTALS	$624,040	$639,414	$653,466	$648,013

COMMUNITY SERVICES

DIVISION: MASS TRANSIT

ACTIVITY NO: 19

FUNCTION

THIS BUDGET WILL PROVIDE THE LOCAL MATCHING FUNDS TO THE CITY TRANSIT TRUST FOR IMPLEMENTATION AND MANAGEMENT OF OUR TRANSIT SYSTEM, CONSISTING OF FIVE FIXED ROUTES WITH COMPLEMENTARY PARA-TRANSIT. THE TRUST IS THE DESIGNATED RECIPIENT OF FINANCIAL ASSISTANCE FROM THE FEDERAL TRANSIT ADMINISTRATION (FTA). THE SYSTEM OPERATES SIX DAYS A WEEK, THIRTEEN HOURS PER DAY. MCDONALD TRANSIT PROVIDES OPERATIONAL MANAGEMENT FOR THE TRUST.

COMMENTS

THE COSTS SHARING BETWEEN FTA AND THE TRUST IS FOR CAPITAL COSTS 83%-FTA AND 17%-TRUST AND FOR OPERATING COSTS 50%-FTA AND 50%-TRUST.

PERSONNEL

CLASSIFICATION	SALARY BI-WKLY	15/16	16/17	17/18

CAPITAL OUTLAY

ACCT NO.	ITEM	A/R	QTY	BUDGET AMOUNT

FUNDING SOURCE

CLASSIFICATION	ADOPTED TOTAL 17/18	GENERAL
PERSONNEL SERVICES		
MATERIALS & SUPPLIES		
OTHER SERVICES & CHARGES	798,000	798,000
CAPITAL OUTLAY		
TOTAL DOLLARS	798,000	798,000

SUMMARY OF EXPENDITURES

DEPARTMENT: COMMUNITY SERVICES ACTIVITY NO.: 19
DIVISION OR ACTIVITY: MASS TRANSIT

ACCT. NO.	ACCOUNT TITLE	2015-2016 ACTUAL EXPENDITURES	2016-2017 ADOPTED BUDGET	2016-2017 EXPENDITURES ESTIMATE	2017-2018 ADOPTED BUDGET
	OTHER SERVICES & CHARGES				
231	PROF & TECHNICAL SERVICE	650,000	800,000	800,000	798,000
		$650,000	$800,000	$800,000	$798,000
	DIVISION TOTALS	$650,000	$800,000	$800,000	$798,000

COMMUNITY SERVICES

DIVISION: INSPECTION SERVICES

ACTIVITY NO: 23

FUNCTION

THIS DIVISION IS RESPONSIBLE FOR INSURING COMPLIANCE WITH ALL BUILDING STANDARDS ASSOCIATED WITH THE CONSTRUCTION OR ALTERATION OF BUILDINGS, STRUCTURES AND MOBILE HOME PARKS; SUPERVISING AND COORDINATING ENGINEERING ISSUES ASSOCIATED WITH LAND AND BUILDING DEVELOPMENT; AND; CONDUCTING BUILDING AND LAND DEVELOPMENT CONSTRUCTION INSPECTIONS FOR COMPLIANCE WITH CITY CODE AND THOSE INTERNATIONAL CODES ADOPTED BY REFERENCE.

COMMENTS

PERSONNEL

CLASSIFICATION	SALARY BI-WKLY	15/16	16/17	17/18
CHIEF INSPECTOR	GE10	1	1	1
BLDG INSPECTOR	GE07	2	2	2
ELECTRICAL INSPECTOR	GE07	1	1	1
PLUMBING INSPECTOR	GE07	2	2	2
MECHANICAL INSPECT.	GE07	2	2	2
TOTAL		8	8	8

CAPITAL OUTLAY

ACCT NO.	ITEM	A/R	QTY	BUDGET AMOUNT

FUNDING SOURCE

CLASSIFICATION	ADOPTED TOTAL 17/18	GENERAL	ROLLING STOCK
PERSONNEL SERVICES	424,453	424,453	
MATERIALS & SUPPLIES	4,600	4,600	
OTHER SERVICES & CHARGES	6,900	6,900	
CAPITAL OUTLAY	0	0	
TOTAL DOLLARS	435,953	435,953	

SUMMARY OF EXPENDITURES

DEPARTMENT: COMMUNITY SERVICES ACTIVITY NO.: 23
DIVISION OR ACTIVITY: INSPECTION SERVICES

ACCT. NO.	ACCOUNT TITLE	2015-2016 ACTUAL EXPENDITURES	2016-2017 ADOPTED BUDGET	2016-2017 EXPENDITURES ESTIMATE	2017-2018 ADOPTED BUDGET
	PERSONAL SERVICES				
101	SALARIES AND WAGES	269,985	298,830	297,596	308,799
102	DIFFERENTIAL/LEADMAN PAY	0	0	0	0
103	SICK LEAVE-PAY IN LIEU	0	500	2,299	2,000
108	OVERTIME	60	500	0	400
110	UNEMPLOYMENT CONTRIBUTION	492	300	300	400
111	F.I.C.A.	17,478	20,934	18,861	21,731
112	WORKERS COMPENSATION	948	1,200	0	1,000
113	GROUP LIFE & HOSP	45,767	49,700	53,260	54,663
114	CITY RETIREMENT PLAN	26,860	30,350	30,297	31,296
118	LONGEVITY	3,883	4,165	4,164	4,164
		$365,473	$406,479	$406,777	$424,453
	MATERIALS AND SUPPLIES				
201	SUPPLIES, TOOLS, EQUIP	1,004	4,500	3,500	3,200
211	REPAIR AND MAINTENANCE	0	200	100	200
216	UNIFORM AND CLOTHING	328	1,112	700	1,200
		$1,332	$5,812	$4,300	$4,600
	OTHER SERVICES & CHARGES				
221	RENTAL, PUBL, PRINTING	70	300	300	300
231	PROF & TECHNICAL SERVICE	0	0	0	0
241	TELEPHONE & POSTAGE	2,716	3,000	3,000	2,600
264	DUES & MEMBERSHIPS	0	0	0	0
265	TRAINING AND TRAVEL	1,028	4,000	3,600	4,000
279	OTHER EXPENSES	0	0	0	0
		$3,814	$7,300	$6,900	$6,900
	CAPITAL OUTLAY				
311	MOTIVE EQUIPMENT	0	0	0	0
312	MACHINERY & EQUIPMENT	0	0	0	0
		$0	$0	$0	$0
	DIVISION TOTALS	$370,619	$419,591	$417,977	$435,953

COMMUNITY SERVICES

DIVISION: LICENSE AND PERMIT CENTER — ACTIVITY NO: 30

FUNCTION

THIS DIVISION IS RESPONSIBLE FOR PROVIDING STRUCTURAL, ELECTRICAL, MECHANICAL, PLUMBING AND ENGINEERING PLAN REVIEW TO INSURE COMPLIANCE WITH CITY CODE AND THOSE INTERNATIONAL CODES ADOPTED BY REFERENCE; ISSUING LICENSES AND PERMITS; MAINTAINING RECORDS THEREOF; AND COLLECTING ALL ASSOCIATED REVENUES.

COMMENTS

PERSONNEL

CLASSIFICATION	SALARY BI-WKLY	15/16	16/17	17/18
CODE PLANS SUPV.	GE13	1	1	1
PLANS EXAMINER	GE08	2	1	1
SENIOR SECRETARY	GE06	1	0	0
SR. CLERICAL ASSOC.	GE05	1	0	0
FULL SERVICE REP	GE04	1	1	0
FULL SERVICE REP	GE06	0	0	1
ADMIN ASST I	GE05	0	1	1
ADMIN ASST II	GE06	0	1	1
TOTAL		6	5	5

CAPITAL OUTLAY

ACCT NO.	ITEM	A/R	QTY	BUDGET AMOUNT

FUNDING SOURCE

CLASSIFICATION	ADOPTED TOTAL 17/18	GENERAL
PERSONNEL SERVICES	252,518	252,518
MATERIALS & SUPPLIES	5,140	5,140
OTHER SERVICES & CHARGES	30,550	30,550
CAPITAL OUTLAY	0	0
TOTAL DOLLARS	288,208	288,208

SUMMARY OF EXPENDITURES

DEPARTMENT: COMMUNITY SERVICES ACTIVITY NO.: 30
DIVISION OR ACTIVITY: LICENSE & PERMIT CENTER

ACCT. NO.	ACCOUNT TITLE	2015-2016 ACTUAL EXPENDITURES	2016-2017 ADOPTED BUDGET	2016-2017 EXPENDITURES ESTIMATE	2017-2018 ADOPTED BUDGET
	PERSONAL SERVICES				
101	SALARIES AND WAGES	196,625	179,605	179,904	185,120
102	DIFFERENTIAL/LEADMAN PAY	268	0	0	0
103	SICK LEAVE-PAY IN LIEU	0	0	1,023	700
104	CONTRACT LABOR	0	0	0	0
106	PART-TIME	0	0	0	0
108	OVERTIME	0	400	0	0
110	UNEMPLOYMENT CONTRIBUTION	656	375	375	700
111	F.I.C.A.	12,899	12,589	11,801	13,004
112	WORKERS COMPENSATION	1,264	1,500	0	1,000
113	GROUP LIFE & HOSP	32,577	27,500	29,440	30,211
114	CITY RETIREMENT PLAN	19,924	18,241	18,320	18,809
118	LONGEVITY	2,628	2,800	2,974	2,974
		$266,841	$243,010	$243,837	$252,518
	MATERIALS AND SUPPLIES				
201	SUPPLIES, TOOLS, EQUIP	1,270	5,000	4,500	4,000
211	REPAIR AND MAINTENANCE	80	150	150	150
212	CONTRACTUAL MAINTENANCE	747	820	750	850
216	UNIFORM AND CLOTHING	0	139	139	140
		$2,097	$6,109	$5,539	$5,140
	OTHER SERVICES & CHARGES				
221	RENTAL, PUBL, PRINTING	3,992	4,950	4,500	4,950
231	PROF & TECHNICAL SERVICE	19,810	20,000	19,500	20,000
241	TELEPHONE & POSTAGE	4,189	4,000	3,500	3,000
251	INSURANCE	0	0	0	0
264	DUES & MEMBERSHIPS	0	0	0	0
265	TRAINING AND TRAVEL	1,168	4,000	3,000	2,600
279	OTHER EXPENSES	0	0	0	0
		$29,159	$32,950	$30,500	$30,550
	CAPITAL OUTLAY				
312	MACHINERY & EQUIPMENT	0	0	0	0
		$0	$0	$0	$0
	DIVISION TOTALS	$298,097	$282,069	$279,876	$288,208

City of Lawton Organization Chart
FY 17-18

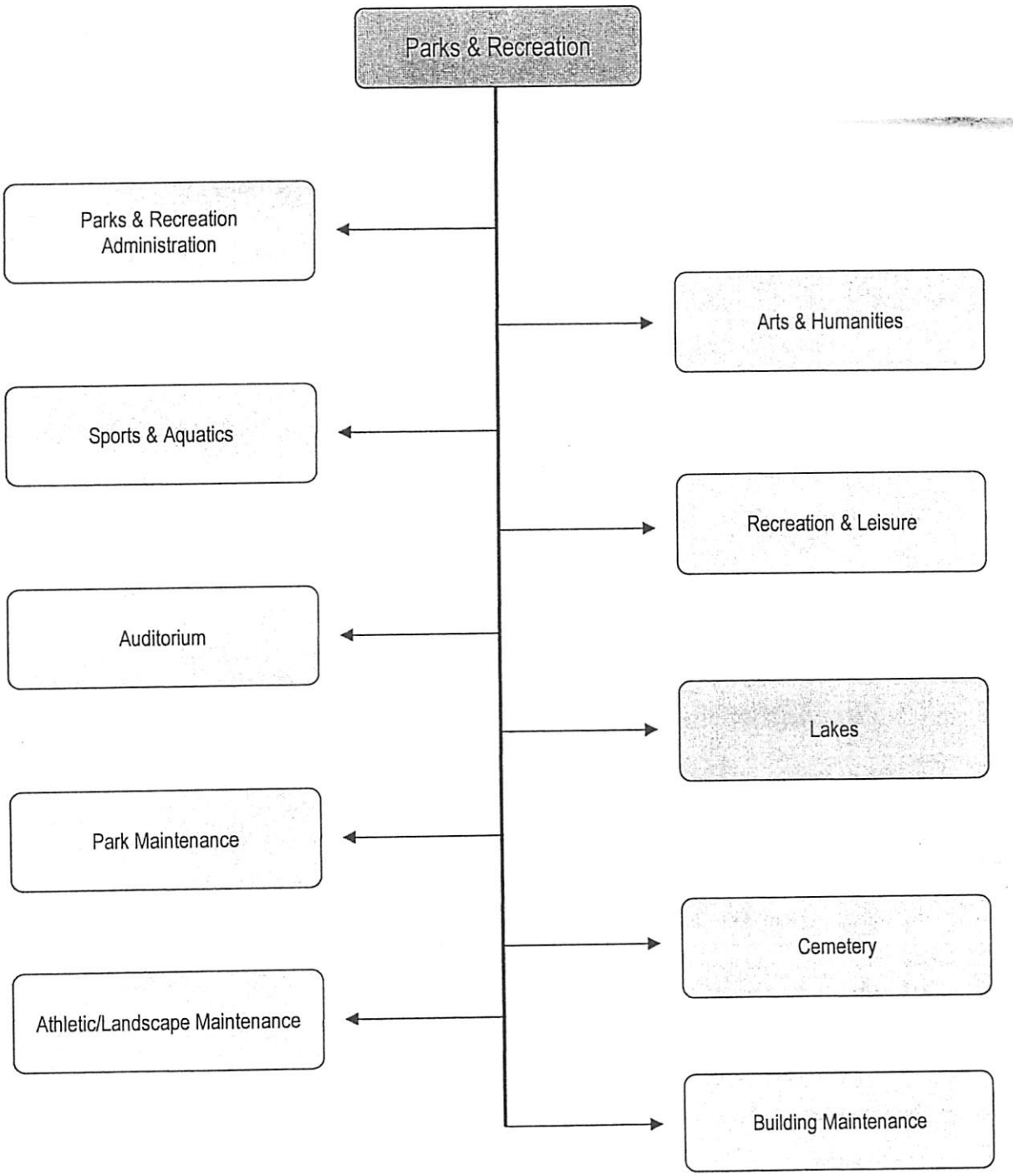

PARKS & RECREATION

DIVISION: PARKS & RECREATION ADMIN — ACTIVITY NO. 42

FUNCTION

THIS DEPARTMENT IS RESPONSIBLE FOR SUPERVISING, PLANNING, BUDGETING AND STAFFING OF PARKS AND RECREATION ACTIVITIES INCLUDING LEISURE SERVICES, SPORTS, RECREATION, RSVP, THE TWO LAKES, BUILDING AND GROUNDS, INCLUDING THE CEMETERY AND PARKS.

COMMENTS

ACCOUNT 221, RENTAL, PUBLICATIONS AND PRINTING INCLUDES FUNDING FOR PROMOTION OF CITY PROGRAMS THROUGH DISTRIBUTION OF BROCHURES, BANNERS, VIDEO PRODUCTION AND NEWSPAPER ADVERTISEMENTS.

PERSONNEL

CLASSIFICATION	SALARY BI-WKLY	15/16	16/17	17/18
PARKS/REC DIRECTOR	E3	1	1	1
ADMIN . ASSISTANT	NU03	1	0	0
ADMIN ASST III	GE08	0	1	1
FACILITY SUPERVISOR	MG05	1	0	0
FACILITY SUPERVISOR	GE12	0	1	1
TOTAL		3	3	3

CAPITAL OUTLAY

ACCT NO.	ITEM	A/R	QTY	BUDGET AMOUNT
312	ROOM CONTROLLER	A	1	1,080
312	STACKING CHAIRS	A	22	4,400
TOTAL				5,480

FUNDING SOURCE

CLASSIFICATION	ADOPTED TOTAL 17/18	GENERAL
PERSONNEL SERVICES	232,935	232,935
MATERIALS & SUPPLIES	6,000	6,000
OTHER SERVICES & CHARGES	86,267	86,267
CAPITAL OUTLAY	5,480	5,480
TOTAL DOLLARS	330,682	330,682

SUMMARY OF EXPENDITURES

DEPARTMENT: PARKS & RECREATION ACTIVITY NO.: 42
DIVISION OR ACTIVITY: PARKS & RECREATION ADMIN

ACCT. NO.	ACCOUNT TITLE	2015-2016 ACTUAL EXPENDITURES	2016-2017 ADOPTED BUDGET	2016-2017 EXPENDITURES ESTIMATE	2017-2018 ADOPTED BUDGET
	PERSONAL SERVICES				
101	SALARIES AND WAGES	164,935	168,095	168,396	170,470
102	DIFFERENTIAL/LEADMAN PAY	0	0	0	0
103	SICK LEAVE-PAY IN LIEU	9,913	4,000	548	500
104	CONTRACT LABOR	0	0	0	0
106	PART-TIME	0	0	0	0
108	OVERTIME	2,815	1,200	2,864	2,000
110	UNEMPLOYMENT CONTRIBUTION	246	200	200	250
111	F.I.C.A.	11,972	12,227	11,316	12,215
112	WORKERS COMPENSATION	1,381	600	311	1,000
113	GROUP LIFE & HOSP	22,871	22,700	24,229	24,872
114	CITY RETIREMENT PLAN	17,597	17,626	17,105	17,464
118	LONGEVITY	4,307	4,164	4,164	4,164
		$236,037	$230,812	$229,133	$232,935
	MATERIALS AND SUPPLIES				
201	SUPPLIES, TOOLS, EQUIP	5,954	3,650	3,650	4,000
211	REPAIR AND MAINTENANCE	1,878	1,500	1,500	2,000
216	UNIFORM AND CLOTHING	187	0	0	0
		$8,019	$5,150	$5,150	$6,000
	OTHER SERVICES & CHARGES				
221	RENTAL, PUBL, PRINTING	3,278	5,000	5,000	4,500
231	PROF & TECHNICAL SERVICE	67,254	66,000	66,000	68,000
241	TELEPHONE & POSTAGE	4,747	4,800	4,800	3,767
264	DUES & MEMBERSHIPS	0	0	0	0
265	TRAINING AND TRAVEL	7,213	1,150	1,150	3,000
279	OTHER EXPENSES	6,000	7,000	7,000	7,000
		$88,492	$83,950	$83,950	$86,267
	CAPITAL OUTLAY				
312	MACHINERY & EQUIPMENT	4,256	5,000	4,256	5,480
		$4,256	$5,000	$4,256	$5,480
	DIVISION TOTALS	$336,804	$324,912	$322,489	$330,682

PARKS & RECREATION

DIVISION: ARTS AND HUMANITIES — ACTIVITY NO. 33

FUNCTION

THIS ACTIVITY ADMINISTERS CULTURAL PROGRAMS FOR THE CITY OF LAWTON. ACTIVITIES OF THE DIVISION INCLUDE, BUT ARE NOT LIMITED TO, A VARIETY OF PROGRAMS DESIGNED TO PROVIDE CULTURAL ENRICHMENT OPPORTUNITIES TO ALL SEGMENTS OF THE COMMUNITY; SUPPORT OF NON-PROFIT AND CIVIC ORGANIZATIONS; SMALL BUSINESSES (ARTISTS) THROUGH WORKSHOPS AND PUBLICITY; EXPANSION OF CULTURAL TOURISM IN THE LAWTON METROPOLITAN AREA; OPPORTUNITIES FOR CITIZENS TO VOLUNTEER; AND OVERSEEING THE OPERATIONS OF MCMAHON AUDITORIUM.

COMMENTS

ESTIMATED ANNUAL ASSISTANCE FROM THE OKLAHOMA ARTS COUNCIL IS INCLUDED IN THE COST OF CERTAIN PROJECTS. THESE COSTS ARE OFFSET BY INCLUDING THIS FUNDING IN THE GENERAL FUND REVENUE ACCOUNT "OTHER GRANTS". THE LAWTON ARTS & HUMANITIES COUNCIL PROVIDES ADDITIONAL FUNDS FOR CERTAIN PROJECTS; THIS ASSISTANCE IS NOT INCLUDED IN THIS BUDGET.

PERSONNEL

CLASSIFICATION	SALARY BI-WKLY	15/16	16/17	17/18
A & H ADMIN	NU07	1	0	0
ARTS & HUM ADMIN	GE13	0	1	1
ARTS COORDINATOR	GE10	1	1	1
SR CLERICAL ASSIST.	GE04	1	0	0
ADMIN ASST I	GE04	0	1	1
TOTAL		3	3	3

CAPITAL OUTLAY

ACCT NO.	ITEM	A/R	QTY	BUDGET AMOUNT

FUNDING SOURCE

CLASSIFICATION	ADOPTED TOTAL 17/18	GENERAL	GRANTS TO BE DEPOSITED TO GENERAL FUND	ROLLING STOCK
PERSONNEL SERVICES	194,105	194,105		
MATERIALS & SUPPLIES	6,200	6,200		
OTHER SERVICES & CHARGES	35,535	35,535		
CAPITAL OUTLAY	0	0		
TOTAL	235,840	235,840		

SUMMARY OF EXPENDITURES

DEPARTMENT: PARKS & RECREATION ACTIVITY NO.: 33
DIVISION OR ACTIVITY: ARTS & HUMANITIES

ACCT. NO.	ACCOUNT TITLE	2015-2016 ACTUAL EXPENDITURES	2016-2017 ADOPTED BUDGET	2016-2017 EXPENDITURES ESTIMATE	2017-2018 ADOPTED BUDGET
	PERSONAL SERVICES				
101	SALARIES AND WAGES	144,720	141,011	139,393	143,894
102	DIFFERENTIAL/LEADMAN PAY	0	0	0	0
103	SICK LEAVE-PAY IN LIEU	1,928	525	682	600
108	OVERTIME	3,133	1,116	1,709	1,500
110	UNEMPLOYMENT CONTRIBUTION	246	175	175	250
111	F.I.C.A.	10,258	9,830	9,267	9,953
112	WORKERS COMPENSATION	474	575	15,612	7,500
113	GROUP LIFE & HOSP	10,159	18,726	16,380	16,018
114	CITY RETIREMENT PLAN	14,221	14,154	14,002	14,390
		$185,139	$186,112	$197,220	$194,105
	MATERIALS AND SUPPLIES				
201	SUPPLIES, TOOLS, EQUIP	4,418	5,750	3,450	5,500
211	REPAIR AND MAINTENANCE	0	1,000	600	700
		$4,418	$6,750	$4,050	$6,200
	OTHER SERVICES & CHARGES				
221	RENTAL, PUBL, PRINTING	4,529	8,000	7,900	8,000
231	PROF & TECHNICAL SERVICE	15,998	21,500	16,000	20,000
241	TELEPHONE & POSTAGE	1,881	3,200	2,060	3,035
264	DUES & MEMBERSHIPS	0	0	0	0
265	TRAINING AND TRAVEL	3,720	4,495	3,200	4,500
		$26,128	$37,195	$29,160	$35,535
	CAPITAL OUTLAY				
312	MACHINERY & EQUIPMENT	0	22,116	22,116	0
		$0	$22,116	$22,116	$0
	DIVISION TOTALS	$215,685	$252,173	$252,546	$235,840

PARKS & RECREATION

DIVISION: SPORTS AND AQUATICS — ACTIVITY NO. 43

FUNCTION

THE SPORTS AND AQUATICS ACTIVITY IS RESPONSIBLE FOR THE SUPERVISION OF ORGANIZED SPORTS ACTIVITIES. THE ACTIVITIES INVOLVED IN ORGANIZED SPORTS ARE THOSE OF THE PARTICIPANTS (COACHES, PLAYERS, OFFICIALS, PARENTS AND FANS) IN BOY'S BASKETBALL, GIRL'S BASKETBALL, FOOTBALL, SOFTBALL, VOLLEYBALL AND TRACK. THIS ACTIVITY ALSO PROVIDES SUPERVISION OF THE CITY SWIMMING POOL, WADING POOL AND THE 38TH STREET TENNIS COMPLEX.

COMMENTS

ACCOUNT 104, CONTRACT LABOR, INCLUDES COST OF CONTRACT SERVICES SUCH AS GYMNASIUM CUSTODIANS, SPORTS OFFICIALS, RECREATION AIDES, POOL MANAGERS, SUPERVISORS, MAINTENANCE MEN, LIFEGUARDS, SEASONAL LABORERS AND FIELD SUPERVISORS.

PERSONNEL

CLASSIFICATION	SALARY BI-WKLY	15/16	16/17	17/18
SPORTS COORDINATOR	GE10	2	0	0
SPORTS SUPERVISORS	GE09	0	2	2
TOTAL		2	2	2

CAPITAL OUTLAY

ACCT NO.	ITEM	A/R	QTY	BUDGET AMOUNT

FUNDING SOURCE

CLASSIFICATION	ADOPTED TOTAL 17/18	GENERAL
PERSONNEL SERVICES	297,672	297,672
MATERIALS & SUPPLIES	25,100	25,100
OTHER SERVICES & CHARGES	33,500	33,500
CAPITAL OUTLAY	0	0
TOTAL DOLLARS	356,272	356,272

SUMMARY OF EXPENDITURES

DEPARTMENT: PARKS & RECREATION ACTIVITY NO.: 43
DIVISION OR ACTIVITY: SPORTS AND AQUATICS

ACCT. NO.	ACCOUNT TITLE	2015-2016 ACTUAL EXPENDITURES	2016-2017 ADOPTED BUDGET	2016-2017 EXPENDITURES ESTIMATE	2017-2018 ADOPTED BUDGET
	PERSONAL SERVICES				
101	SALARIES AND WAGES	56,921	69,653	70,165	73,258
102	DIFFERENTIAL/LEADMAN PAY	0	0	0	0
103	SICK LEAVE-PAY IN LIEU	29	0	0	0
104	CONTRACT LABOR	150,012	175,000	145,399	190,000
108	OVERTIME	10,294	10,000	10,807	10,000
110	UNEMPLOYMENT CONTRIBUTION	164	150	150	200
111	F.I.C.A.	4,634	5,561	5,501	5,809
112	WORKERS COMPENSATION	316	400	0	400
113	GROUP LIFE & HOSP	8,686	9,800	10,408	10,679
114	CITY RETIREMENT PLAN	5,370	6,965	6,946	7,326
118	LONGEVITY	0	0	0	0
		$236,426	$277,529	$249,376	$297,672
	MATERIALS AND SUPPLIES				
201	SUPPLIES, TOOLS, EQUIP	13,190	11,225	10,500	11,000
205	CHEMICALS	6,185	5,000	1,300	6,000
211	REPAIR AND MAINTENANCE	7,501	6,000	2,500	7,000
212	CONTRACTUAL MAINTENANCE	1,099	0	1,600	1,100
		$27,975	$22,225	$15,900	$25,100
	OTHER SERVICES & CHARGES				
221	RENTAL, PUBL, PRINTING	2,359	1,800	1,000	2,000
231	PROF & TECHNICAL SERVICE	0	0	0	0
241	TELEPHONE & POSTAGE	4,378	4,000	4,000	3,800
248	ELECTRICITY & NAT GAS	16,810	27,000	28,500	25,000
251	INSURANCE	0	0	0	0
264	DUES & MEMBERSHIPS	0	0	0	0
265	TRAINING AND TRAVEL	2,998	3,300	500	2,600
279	OTHER EXPENSES	435	100	100	100
		$26,980	$36,200	$34,100	$33,500
	CAPITAL OUTLAY				
311	MOTIVE EQUIPMENT	0	0	0	0
312	MACHINERY & EQUIPMENT	0	0	0	0
321	CONSTRC, IMPRVMNT, ADDTN	0	0	0	0
		$0	$0	$0	$0
	DIVISION TOTALS	$291,381	$335,954	$299,376	$356,272

PARKS & RECREATION

DIVISION: RECREATION & LEISURE SERVICES — ACTIVITY NO. 44

FUNCTION

THE RECREATION AND LEISURE SERVICES ACTIVITY IS RESPONSIBLE FOR THE EFFICIENT OPERATION OF RECREATIONAL PROGRAMS AND SENIOR SERVICES AT THE OWENS MULTI-PURPOSE CENTER, PATTERSON COMMUNITY CENTER, HC KING COMMUNITY CENTER, AND BENJAMIN O. DAVIS CENTERS. THIS ACTIVITY IS ALSO RESPONSIBLE FOR MEETING THE LEISURE NEEDS OF THE COMMUNITY THROUGH SPECIAL PROGRAMS AND EVENTS OTHER THAN THOSE OFFERED BY OTHER CENTERS AND SPORTS GROUPS.

COMMENTS

ACCOUNT 231 PROVIDES CONTRACT SERVICES FOR PEST CONTROL AND CLEANING SERVICES FOR THE CENTERS.

PERSONNEL

CLASSIFICATION	SALARY BI-WKLY	15/16	16/17	17/18
LEISURE SVCS ADMIN	NU08	1	0	0
LEISURE SVCS ADMIN	GE15	0	1	1
ACTIVITY COORD	GE10	3	3	3
SR ADULT CTR COORD	GE10	2	2	2
SR CLERICAL ASSOCIATE	GE05	1	0	0
ADMIN ASST I	GE05	0	1	1
RECREATION AIDE	GE02	1	1	1
TOTAL		8	8	8

CAPITAL OUTLAY

ACCT NO.	ITEM	A/R	QTY	BUDGET AMOUNT

FUNDING SOURCE

CLASSIFICATION	ADOPTED TOTAL 17/18	GENERAL
PERSONNEL SERVICES	483,610	483,610
MATERIALS & SUPPLIES	21,000	21,000
OTHER SERVICES & CHARGES	75,208	75,208
CAPITAL OUTLAY	0	0
TOTAL DOLLARS	579,818	579,818

SUMMARY OF EXPENDITURES

DEPARTMENT: PARKS & RECREATION ACTIVITY NO.: 44
DIVISION OR ACTIVITY: RECREATION SERVICES

ACCT. NO.	ACCOUNT TITLE	2015-2016 ACTUAL EXPENDITURES	2016-2017 ADOPTED BUDGET	2016-2017 EXPENDITURES ESTIMATE	2017-2018 ADOPTED BUDGET
	PERSONAL SERVICES				
101	SALARIES AND WAGES	333,296	342,214	321,447	338,021
102	DIFFERENTIAL/LEADMAN PAY	207	0	0	0
103	SICK LEAVE-PAY IN LIEU	0	0	1,366	1,000
104	CONTRACT LABOR	15,096	12,000	12,000	15,000
106	PART-TIME	0	0	0	0
108	OVERTIME	13,613	13,000	12,687	13,000
110	UNEMPLOYMENT CONTRIBUTION	656	500	500	700
111	F.I.C.A.	23,089	24,556	22,043	24,343
112	WORKERS COMPENSATION	3,042	1,800	0	2,000
113	GROUP LIFE & HOSP	46,580	41,893	47,784	55,744
114	CITY RETIREMENT PLAN	33,189	34,221	31,876	33,802
118	LONGEVITY	0	0	0	0
		$468,768	$470,184	$449,703	$483,610
	MATERIALS AND SUPPLIES				
201	SUPPLIES, TOOLS, EQUIP	14,885	16,000	16,000	15,000
211	REPAIR AND MAINTENANCE	11,856	6,000	3,000	6,000
		$26,741	$22,000	$19,000	$21,000
	OTHER SERVICES & CHARGES				
221	RENTAL, PUBL, PRINTING	4,987	5,000	5,000	5,000
231	PROF & TECHNICAL SERVICE	3,224	4,500	4,500	4,500
241	TELEPHONE & POSTAGE	3,252	1,800	1,800	3,108
248	ELECTRICITY & NAT GAS	54,936	60,000	60,000	60,000
264	DUES & MEMBERSHIPS	0	0	0	0
265	TRAINING AND TRAVEL	2,074	2,200	500	2,300
279	OTHER EXPENSES	0	300	150	300
		$68,473	$73,800	$71,950	$75,208
	CAPITAL OUTLAY				
312	MACHINERY & EQUIPMENT	0	0	0	0
321	CONSTRC, IMPRVMNT, ADDTN	0	0	0	0
		$0	$0	$0	$0
	DIVISION TOTALS	$563,982	$565,984	$540,653	$579,818

PARKS & RECREATION

DIVISION: MUSEUM

ACTIVITY NO. 45

FUNCTION

THIS ACTIVITY IS RESPONSIBLE FOR THE OPERATION OF THE MUSEUM OF THE GREAT PLAINS. THE MUSEUM IS THE ONLY INSTITUTION OF ITS TYPE WITH A REGIONAL CONCEPT OF INTERPRETING THE RELATIONSHIP OF MAN TO A PLAINS ENVIRONMENT. SOME OF THE ACTIVITIES INCLUDE EXHIBIT DISPLAYS, EDUCATIONAL TOURS, FILMS AND DEMONSTRATIONS, COLLECTIONS AND PRESERVATION OF HISTORICAL RESEARCH MATERIALS, DOCUMENTS, PHOTOGRAPHS, ARTIFACTS, ARCHAEOLOGICAL RESEARCH IN THE PRE-HISTORY OF EARLY MAN AND A PUBLICATION THROUGH ITS TECHNICAL REPORTS AND THE SEMI-ANNUAL GREAT PLAINS JOURNAL.

COMMENTS

ACCOUNT 279, OTHER EXPENSES FUNDS AN AGREEMENT BETWEEN THE CITY OF LAWTON AND THE MUSEUM TRUST AUTHORITY FOR THE OPERATIONS OF THE MUSEUM OF THE GREAT PLAINS.

PERSONNEL

CLASSIFICATION	SALARY BI-WKLY	15/16	16/17	17/18

CAPITAL OUTLAY

ACCT NO.	ITEM	A/R	QTY	BUDGET AMOUNT

FUNDING SOURCE

CLASSIFICATION	ADOPTED TOTAL 17/18	GENERAL
PERSONNEL SERVICES		
MATERIALS & SUPPLIES		
OTHER SERVICES & CHARGES	500,000	500,000
CAPITAL OUTLAY		
TOTAL DOLLARS	500,000	500,000

SUMMARY OF EXPENDITURES

DEPARTMENT: PARKS & RECREATION ACTIVITY NO.: 45

DIVISION OR ACTIVITY: MUSEUM

ACCT. NO.	ACCOUNT TITLE	2015-2016 ACTUAL EXPENDITURES	2016-2017 ADOPTED BUDGET	2016-2017 EXPENDITURES ESTIMATE	2017-2018 ADOPTED BUDGET
	PERSONAL SERVICES				
101	SALARIES AND WAGES	0	0	0	0
		$0	$0	$0	$0
	MATERIALS AND SUPPLIES				
201	SUPPLIES, TOOLS, EQUIP	0	0	0	0
204	PETROLEUM PRODUCTS	193	0	0	0
205	CHEMICALS	0	0	0	0
214	MAINT MATERL-MOTIVE EQUIP	0	0	0	0
216	UNIFORM AND CLOTHING	0	0	0	0
		$193	$0	$0	$0
	OTHER SERVICES & CHARGES				
221	RENTAL, PUBL, PRINTING	832	0	0	0
230	CONTINGENCY	0	0	0	0
231	PROF & TECHNICAL SERVICE	300	0	0	0
241	TELEPHONE & POSTAGE	1,021	0	0	0
248	ELECTRICITY & NAT GAS	0	0	0	0
279	OTHER EXPENSES	550,000	525,000	525,000	500,000
		$552,153	$525,000	$525,000	$500,000
	DIVISION TOTALS	$552,346	$525,000	$525,000	$500,000

PARKS & RECREATION

DIVISION: MCMAHON AUDITORIUM — ACTIVITY NO. 46

FUNCTION

THE MCMAHON AUDITORIUM PROVIDES THE CITY OF LAWTON WITH A BUILDING FOR EVENTS AND CULTURAL ENRICHMENT. TASKS ASSOCIATED WITH THE BUILDING INCLUDE RENTAL OF THE BUILDING TO LOCAL AND OUT-OF-TOWN PROMOTERS AND LOCAL ORGANIZATIONS; PROVIDING SERVICES TO LESSEES SUCH AS TICKET PRINTING, EVENT PROMOTION ASSISTANCE, ASSISTANCE WITH TICKET SALES, AND MORE; SCHEDULING STAGEHANDS, STAFF AND OTHERS (SUCH AS THE PIANO TUNER) FOR EVENTS AND EVENT PREPARATION; ARRANGING CONTRACTS WITH AND OBTAINING PAYMENT FROM LESSEES; CLEANING BUILDING AFTER EVENTS; AND MAINTENANCE OF THE BUILDING, THE IMMEDIATE GROUNDS, THE MARQUEE AND THE PARKING LOT.

COMMENTS

PERSONNEL

CLASSIFICATION	SALARY BI-WKLY	15/16	16/17	17/18
AUDITORIUM COORD.	GE10	1	1	1
MAINTENANCE WKR I	GE02	1	1	1
TOTAL		2	2	2
REGULAR PART- TIME				
HOUSE MANAGER (20HR)	GE03	0	0	1
HOUSE MANAGER (30HR)	GE02	0	1	0
HOUSE MANAGER (30HR)	RP02	1	0	0
MNTANCE WKR I. (4HR)	GE02	0	1	1
MNTANCE WKR I. (4HR)	RE02	1	0	0
TOTAL PART-TIME		2	2	2

CAPITAL OUTLAY

ACCT NO.	ITEM	A/R	QTY	BUDGET AMOUNT
321	WATER / FOUNDATION ISSUES	R	1	75,000
	TOTAL			75,000

FUNDING SOURCE

CLASSIFICATION	ADOPTED TOTAL 17/18	GENERAL
PERSONNEL SERVICES	119,560	119,560
MATERIALS & SUPPLIES	21,830	21,830
OTHER SERVICES & CHARGES	52,477	52,477
CAPITAL OUTLAY	75,000	75,000
TOTAL DOLLARS	268,867	268,867

SUMMARY OF EXPENDITURES

DEPARTMENT: PARKS & RECREATION ACTIVITY NO.: 46
DIVISION OR ACTIVITY: MCMAHON AUDITORIUM

ACCT. NO.	ACCOUNT TITLE	2015-2016 ACTUAL EXPENDITURES	2016-2017 ADOPTED BUDGET	2016-2017 EXPENDITURES ESTIMATE	2017-2018 ADOPTED BUDGET
	PERSONAL SERVICES				
101	SALARIES AND WAGES	79,684	82,439	82,559	72,134
102	DIFFERENTIAL/LEADMAN PAY	202	0	0	0
103	SICK LEAVE-PAY IN LIEU	0	0	0	0
104	CONTRACT LABOR	0	0	0	0
106	PART-TIME	7,271	7,500	5,318	8,500
108	OVERTIME	4,439	6,062	5,630	6,000
110	UNEMPLOYMENT CONTRIBUTION	328	225	225	350
111	F.I.C.A.	6,425	7,096	6,417	6,281
112	WORKERS COMPENSATION	632	800	0	600
113	GROUP LIFE & HOSP	13,246	13,504	14,833	15,210
114	CITY RETIREMENT PLAN	8,374	8,799	8,633	7,511
118	LONGEVITY	5,287	5,552	5,948	2,974
		$125,888	$131,977	$129,563	$119,560
	MATERIALS AND SUPPLIES				
201	SUPPLIES, TOOLS, EQUIP	8,447	7,700	7,700	7,700
211	REPAIR AND MAINTENANCE	6,752	14,000	9,000	14,000
214	MAINT MATERL-MOTIVE EQUIP	0	0	0	0
216	UNIFORM AND CLOTHING	0	130	130	130
		$15,199	$21,830	$16,830	$21,830
	OTHER SERVICES & CHARGES				
221	RENTAL, PUBL, PRINTING	3,115	3,750	1,750	3,500
231	PROF & TECHNICAL SERVICE	240	2,500	240	2,500
241	TELEPHONE & POSTAGE	295	600	350	1,077
248	ELECTRICITY & NAT GAS	39,073	47,000	40,000	45,000
264	DUES & MEMBERSHIPS	0	0	0	0
265	TRAINING AND TRAVEL	219	400	225	400
279	OTHER EXPENSES	0	0	0	0
		$42,942	$54,250	$42,565	$52,477
	CAPITAL OUTLAY				
312	MACHINERY & EQUIPMENT	0	0	0	0
321	CONSTRC, IMPRVMNT, ADDTN	22,297	0	0	75,000
		$22,297	$0	$0	$75,000
	DIVISION TOTALS	$206,326	$208,057	$188,958	$268,867

PARKS AND RECREATION

DIVISION: LAKES

ACTIVITY NO. 47

FUNCTION

THIS DIVISION IS RESPONSIBLE FOR PROVIDING RECREATION, CONSERVATION AND MAINTENANCE SERVICES IN THE AREAS OF FISHING, HUNTING AND BOATING AT LAKE LAWTONKA AND LAKE ELLSWORTH. THE ACTIVITIES INCLUDE THE COORDINATION OF CONCESSION, AGRICULTURE AND GRAZING LEASE AGREEMENTS; PUBLIC FACILITY AND STRUCTURE MAINTENANCE; THE SALE OF PERMITS AND INFORMATIONAL SERVICES.

COMMENTS

ACCOUNT 211, REPAIR AND MAINTENANCE, PROVIDES REPAIR MATERIALS AND SUPPLIES FOR BUILDINGS AND ROADS. ACCOUNT 221, RENTAL, PROVIDES FOR RENTALS OF PORTABLE TOILETS. ACCOUNT 279, OTHER PURCHASED SERVICES, PROVIDES RURAL WATER SERVICE TO HEADQUARTERS, RESTROOMS, PAVILIONS AND SOME CAMPING AREAS.

PERSONNEL

CLASSIFICATION	SALARY BI-WKLY	15/16	16/17	17/18
LAKES SUPERVISOR	NU04	1	0	0
LAKES SUPERVISOR	GE09	0	1	1
EQUIPMENT OPERATOR	GE05	2	2	2
MAINTENANCE WORKER III	GE05	1	1	0
SR. CLERICAL ASST.	GE04	1	0	0
ADMIN ASST 1	GE04	0	1	1
LEAD MAINT OPERATOR	GE07	0	0	1
TOTAL		5	5	5
REGULAR PART-TIME				
MAINTENANCE WRKII (24HRS)	GE04	0	3	0
FEE COLLECTOR (30 HR)	RP01	1	0	0
FEE COLLECTOR (30 HR)	GE01	0	1	0
FEE COLLECTOR (30HR)	GE02	0	0	1
		1	4	1

CAPITAL OUTLAY

ACCT NO.	ITEM	A/R	QTY	BUDGET AMOUNT
312	BATWING BRUSH HOG MOWER DECK	R	1	18,000
*312	72" DIESEL POWERED MOWER (REVRB)	R	1	16,750
TOTAL				34,750

* ROLLING STOCK

FUNDING SOURCE

CLASSIFICATION	ADOPTED TOTAL 17/18	GENERAL	FEES	ROLLING STOCK
PERSONNEL SERVICES	339,181	295,181	44,000	
MATERIALS & SUPPLIES	44,500	44,500		
OTHER SERVICES & CHARGES	116,420	116,420		
CAPITAL OUTLAY	34,750	18,000		16,750
TOTAL DOLLARS	534,851	474,101	44,000	16,750

SUMMARY OF EXPENDITURES

DEPARTMENT: PARKS & RECREATION ACTIVITY NO.: 47

DIVISION OR ACTIVITY: LAKES

ACCT. NO.	ACCOUNT TITLE	2015-2016 ACTUAL EXPENDITURES	2016-2017 ADOPTED BUDGET	2016-2017 EXPENDITURES ESTIMATE	2017-2018 ADOPTED BUDGET
	PERSONAL SERVICES				
101	SALARIES AND WAGES	181,587	175,987	179,525	181,965
102	DIFFERENTIAL/LEADMAN PAY	4,672	4,500	4,659	4,700
103	SICK LEAVE-PAY IN LIEU	0	1,000	1,484	1,000
104	CONTRACT LABOR	23,209	0	0	51,260
106	PART-TIME	24,285	59,839	49,745	16,000
108	OVERTIME	1,270	1,500	3,891	2,000
110	UNEMPLOYMENT CONTRIBUTION	492	350	0	500
111	F.I.C.A.	14,046	17,482	16,503	14,615
112	WORKERS COMPENSATION	3,703	5,000	270	4,500
113	GROUP LIFE & HOSP	32,734	36,629	39,059	40,082
114	CITY RETIREMENT PLAN	17,928	18,075	17,989	18,593
118	LONGEVITY	5,425	3,767	3,767	3,966
		$309,351	$324,129	$316,892	$339,181
	MATERIALS AND SUPPLIES				
201	SUPPLIES, TOOLS, EQUIP	14,686	16,000	17,500	16,000
205	CHEMICALS	809	1,500	600	1,600
211	REPAIR AND MAINTENANCE	20,928	23,000	18,000	26,000
216	UNIFORM AND CLOTHING	751	845	700	900
		$37,174	$41,345	$36,800	$44,500
	OTHER SERVICES & CHARGES				
221	RENTAL, PUBL, PRINTING	7,766	11,500	11,500	10,600
231	PROF & TECHNICAL SERVICE	933	900	900	1,200
241	TELEPHONE & POSTAGE	5,184	6,000	5,500	6,000
248	ELECTRICITY & NAT GAS	65,064	80,000	83,700	81,000
264	DUES & MEMBERSHIPS	0	0	0	0
265	TRAINING AND TRAVEL	0	15	250	120
278	CDBG CONTINGENCY	0	0	0	0
279	OTHER EXPENSES	16,138	21,965	18,000	17,500
		$95,085	$120,380	$119,850	$116,420
	CAPITAL OUTLAY				
310	LEASE PURCHASE AGREEMENT	0	0	0	0
311	MOTIVE EQUIPMENT	0	0	0	0
312	MACHINERY & EQUIPMENT	0	0	0	34,750
321	CONSTRC, IMPRVMNT, ADDTN	8,249	80,530	80,530	0
		$8,249	$80,530	$80,530	$34,750
	DIVISION TOTALS	$449,859	$566,384	$554,072	$534,851

PARKS & RECREATION

DIVISION: PARK MAINTENANCE — ACTIVITY NO. 52

FUNCTION

THE PARK MAINTENANCE DIVISION IS RESPONSIBLE FOR MAINTENANCE OF MUNICIPAL LAND, PARKS AND OPEN SPACE.

COMMENTS

ACCOUNT 231, PROFESSIONAL AND TECHNICAL SERVICES, INCLUDES CONTRACT MOWING OF MEDIANS, LOTS, RIGHT-OF-WAYS AND PARKS

PERSONNEL

CLASSIFICATION	SALARY BI-WKLY	15/16	16/17	17/18
PARKS/GROUNDS SUPT	NU08	1	0	0
PARKS/GROUNDS SUPT	GE15	0	1	1
FIELD SUPERVISOR	NU04	1	0	0
FIELD SUPERVISOR	GE09	0	1	1
MAINTENANCE TECH IV	GE07	1	1	1
PARK SPECIALIST II	GE05	5	5	5
PARK EQPMT INSPECTR	GE04	1	1	1
LITTER CONTROL OFFICER	GE05	1	1	1
TOTAL		10	10	10
PART TIME GROUNDSKEEPER (24HR)	GE01	0	1	0

CAPITAL OUTLAY

ACCT NO.	ITEM	A/R	QTY	BUDGET AMOUNT
*312	DUMP TRUCK 5-6 CY REVRB 26	R	1	93,704
*312	WIDE AREA MOWER REVRB 32	R	1	91,251
*312	½ TON TRUCK REVRB 18	R	1	31,545
312	MULTI-PRO POST POUNDER	A	1	2,590
312	MANUAL POST PULLER	R	1	1,060
TOTAL				220,150

*ROLLING STOCK

FUNDING SOURCE

CLASSIFICATION	ADOPTED TOTAL 17/18	GENERAL	ROLLING STOCK
PERSONNEL SERVICES	582,553	582,553	
MATERIALS & SUPPLIES	51,500	51,500	
OTHER SERVICES & CHARGES	339,300	339,300	
CAPITAL OUTLAY	220,150	3,650	216,500
TOTAL DOLLARS	1,193,503	977,003	216,500

SUMMARY OF EXPENDITURES

DEPARTMENT: PARKS & RECREATION ACTIVITY NO.: 52
DIVISION OR ACTIVITY: PARK MAINTENANCE

ACCT. NO.	ACCOUNT TITLE	2015-2016 ACTUAL EXPENDITURES	2016-2017 ADOPTED BUDGET	2016-2017 EXPENDITURES ESTIMATE	2017-2018 ADOPTED BUDGET
	PERSONAL SERVICES				
101	SALARIES AND WAGES	338,867	333,938	323,282	338,395
102	DIFFERENTIAL/LEADMAN PAY	485	800	0	0
103	SICK LEAVE-PAY IN LIEU	6,367	68,859	96,816	50,000
104	CONTRACT LABOR	45,767	30,000	30,000	47,000
106	PART-TIME	0	11,500	6,227	0
108	OVERTIME	18,262	16,000	14,211	17,000
110	UNEMPLOYMENT CONTRIBUTION	820	525	525	1,000
111	F.I.C.A.	24,258	30,491	29,525	24,318
112	WORKERS COMPENSATION	9,032	22,000	8,108	8,600
113	GROUP LIFE & HOSP	42,153	63,771	57,315	58,693
114	CITY RETIREMENT PLAN	34,898	41,141	42,308	34,176
118	LONGEVITY	10,793	8,615	13,621	3,371
		$531,702	$627,640	$621,938	$582,553
	MATERIALS AND SUPPLIES				
201	SUPPLIES, TOOLS, EQUIP	15,140	15,500	16,600	15,500
205	CHEMICALS	1,137	2,160	1,000	2,000
211	REPAIR AND MAINTENANCE	24,890	28,000	28,000	32,000
216	UNIFORM AND CLOTHING	1,280	1,958	2,000	2,000
		$42,447	$47,618	$47,600	$51,500
	OTHER SERVICES & CHARGES				
221	RENTAL, PUBL, PRINTING	5,032	6,200	5,500	5,700
231	PROF & TECHNICAL SERVICE	213,862	260,000	260,000	270,000
241	TELEPHONE & POSTAGE	3,190	0	0	3,000
248	ELECTRICITY & NAT GAS	39,573	56,000	55,000	58,000
264	DUES & MEMBERSHIPS	0	0	0	0
265	TRAINING AND TRAVEL	3,661	470	470	2,500
279	OTHER EXPENSES	0	100	100	100
		$265,318	$322,770	$321,070	$339,300
	CAPITAL OUTLAY				
311	MOTIVE EQUIPMENT	0	0	0	0
312	MACHINERY & EQUIPMENT	90,823	2,915	2,915	220,150
314	LIBRARY BOOKS	0	0	0	0
321	CONSTRC, IMPRVMNT, ADDTN	14,745	0	0	0
		$105,568	$2,915	$2,915	$220,150
	DIVISION TOTALS	$945,035	$1,000,943	$993,523	$1,193,503

PARKS & RECREATION

DIVISION: CEMETERY — ACTIVITY NO. 53

FUNCTION

THE CEMETERY DIVISION IS RESPONSIBLE FOR THE MAINTENANCE OF CEMETERY GROUNDS, PERPETUAL CARE OF SPECIAL LOTS, INTERMENTS AND DISINTERMENTS, SELLING OF LOTS OR SPACES AND MAINTAINING RECORDS.

COMMENTS

PERSONNEL

CLASSIFICATION	SALARY BI-WKLY	15/16	16/17	17/18
CEMETERY SEXTON	NU04	1	0	0
CEMETERY SEXTON	GE09	0	1	1
CARETAKER II	GE03	1	1	1
CARETAKER I	GE02	2	2	2
TOTAL		4	4	4

CAPITAL OUTLAY

ACCT NO.	ITEM	A/R	QTY	BUDGET AMOUNT
*312	MUD TRACKS 31" WIDE BY 96" LONG	A	1	2,509
*321	ROAD PAVING PHASE II	A	1	45,000
	TOTAL			47,509

*CEMETERY FUND

FUNDING SOURCE

CLASSIFICATION	ADOPTED TOTAL 17/18	GENERAL	CEMETERY FUND	ROLLING STOCK
PERSONNEL SERVICES	225,698	225,698		
MATERIALS & SUPPLIES	16,300	15,725	575	
OTHER SERVICES & CHARGES	8,500	8,500		
CAPITAL OUTLAY	47,509	0	47,509	
TOTAL DOLLARS	298,007	249,923	48,084	

SUMMARY OF EXPENDITURES

DEPARTMENT: PARKS & RECREATION ACTIVITY NO.: 53
DIVISION OR ACTIVITY: CEMETERY

ACCT. NO.	ACCOUNT TITLE	2015-2016 ACTUAL EXPENDITURES	2016-2017 ADOPTED BUDGET	2016-2017 EXPENDITURES ESTIMATE	2017-2018 ADOPTED BUDGET
	PERSONAL SERVICES				
101	SALARIES AND WAGES	121,561	130,090	131,226	135,242
102	DIFFERENTIAL/LEADMAN PAY	233	0	0	0
103	SICK LEAVE-PAY IN LIEU	11	200	121	200
104	CONTRACT LABOR	25,728	20,000	20,000	30,000
108	OVERTIME	5,530	5,200	5,550	5,500
110	UNEMPLOYMENT CONTRIBUTION	328	250	250	400
111	F.I.C.A.	8,907	9,947	9,242	10,321
112	WORKERS COMPENSATION	632	2,000	0	800
113	GROUP LIFE & HOSP	14,981	14,000	20,030	20,550
114	CITY RETIREMENT PLAN	12,623	13,869	13,693	14,357
118	LONGEVITY	7,793	8,400	8,328	8,328
		$198,327	$203,956	$208,440	$225,698
	MATERIALS AND SUPPLIES				
201	SUPPLIES, TOOLS, EQUIP	4,149	6,700	4,700	5,000
205	CHEMICALS	699	500	500	800
211	REPAIR AND MAINTENANCE	8,963	10,500	5,200	9,000
212	CONTRACTUAL MAINTENANCE	0	555	250	600
216	UNIFORM AND CLOTHING	506	895	700	900
		$14,317	$19,150	$11,350	$16,300
	OTHER SERVICES & CHARGES				
221	RENTAL, PUBL, PRINTING	70	150	150	300
231	PROF & TECHNICAL SERVICE	340	560	250	500
241	TELEPHONE & POSTAGE	2,017	2,300	1,500	2,000
248	ELECTRICITY & NAT GAS	3,280	4,420	4,420	4,400
265	TRAINING AND TRAVEL	329	954	850	800
279	OTHER EXPENSES	0	500	250	500
		$6,036	$8,884	$7,420	$8,500
	CAPITAL OUTLAY				
311	MOTIVE EQUIPMENT	0	0	0	0
312	MACHINERY & EQUIPMENT	23,988	3,400	3,400	2,509
321	CONSTRC, IMPRVMNT, ADDTN	0	0	0	45,000
		$23,988	$3,400	$3,400	$47,509
	DIVISION TOTALS	$242,668	$235,390	$230,610	$298,007

PARKS & RECREATION

DIVISION: ATHLETIC & LANDSCAPE MAINTENANCE ACTIVITY NO. 54

FUNCTION

THE ATHLETIC MAINTENANCE DIVISION IS RESPONSIBLE FOR THE MAINTENANCE AND PREPARATION OF ALL YOUTH AND ADULT ATHLETIC FIELDS.

COMMENTS

ACCOUNT 231 LETA CONTRACT MAINTENANCE 84,000.

PERSONNEL

CLASSIFICATION	SALARY BI-WKLY	15/16	16/17	17/18
LANDSCAPE SUPV	NU04	1	0	0
LANDSCAPE SUPV	GE09	0	1	1
LANDSCAPE TECH	GE06	1	0	0
LANDSCAPE TECH II	GE06	3	4	4
SENIOR CLERICAL ASST	GE04	1	0	0
ADMIN ASST I	GE05	0	1	1
LABORER	GE01	3	0	0
GROUNDSKEEPER	GE01	0	3	0
GROUNDSKEEPER	GE03	0	0	3
TOTAL		9	9	9
PART TIME GROUNDSKEEPER	GE01	0	1	0

CAPITAL OUTLAY

ACCT NO.	ITEM	A/R	QTY	BUDGET AMOUNT
312	BED EDGER/ TRENCHER	R	1	3,475
	TOTAL			3,475

FUNDING SOURCE

CLASSIFICATION	ADOPTED TOTAL 17/18	GENERAL	ROLLING STOCK
PERSONNEL SERVICES	451,566	451,566	
MATERIALS & SUPPLIES	41,300	41,300	
OTHER SERVICES & CHARGES	86,600	86,600	
CAPITAL OUTLAY	3,475	3,475	
TOTAL DOLLARS	582,941	582,941	

SUMMARY OF EXPENDITURES

DEPARTMENT: PARKS & RECREATION ACTIVITY NO.: 54
DIVISION OR ACTIVITY: LANDSCAPE MAINTENANCE

ACCT. NO.	ACCOUNT TITLE	2015-2016 ACTUAL EXPENDITURES	2016-2017 ADOPTED BUDGET	2016-2017 EXPENDITURES ESTIMATE	2017-2018 ADOPTED BUDGET
	PERSONAL SERVICES				
101	SALARIES AND WAGES	274,513	282,500	260,813	281,695
102	DIFFERENTIAL/LEADMAN PAY	65	0	0	0
103	SICK LEAVE-PAY IN LIEU	21	0	1,394	700
104	CONTRACT LABOR	47,091	40,000	40,000	52,500
106	PART-TIME	2,290	11,500	0	0
108	OVERTIME	11,381	5,800	11,010	7,500
110	UNEMPLOYMENT CONTRIBUTION	738	425	425	800
111	F.I.C.A.	20,264	21,648	18,824	20,746
112	WORKERS COMPENSATION	1,422	5,000	0	1,500
113	GROUP LIFE & HOSP	31,710	32,500	35,346	51,105
114	CITY RETIREMENT PLAN	28,414	29,520	26,927	24,511
118	LONGEVITY	11,889	12,700	13,361	10,509
		$429,798	$441,593	$408,100	$451,566
	MATERIALS AND SUPPLIES				
201	SUPPLIES, TOOLS, EQUIP	10,532	10,000	10,000	10,000
205	CHEMICALS	7,020	9,000	9,000	10,000
211	REPAIR AND MAINTENANCE	19,269	19,000	18,100	20,000
216	UNIFORM AND CLOTHING	870	1,300	1,300	1,300
		$37,691	$39,300	$38,400	$41,300
	OTHER SERVICES & CHARGES				
221	RENTAL, PUBL, PRINTING	875	1,800	500	1,200
231	PROF & TECHNICAL SERVICE	84,500	84,400	82,000	84,400
241	TELEPHONE & POSTAGE	617	600	600	700
265	TRAINING AND TRAVEL	0	220	220	200
279	OTHER EXPENSES	0	100	100	100
		$85,992	$87,120	$83,420	$86,600
	CAPITAL OUTLAY				
311	MOTIVE EQUIPMENT	0	0	0	0
312	MACHINERY & EQUIPMENT	11,364	22,116	22,116	3,475
321	CONSTRC, IMPRVMNT, ADDTN	0	0	0	0
		$11,364	$22,116	$22,116	$3,475
	DIVISION TOTALS	$564,845	$590,129	$552,036	$582,941

PARKS & RECREATION

DIVISION: BUILDING MAINTENANCE — ACTIVITY NO. 80

FUNCTION

THE BUILDING MAINTENANCE DIVISION IS RESPONSIBLE FOR THE MAINTENANCE AND REPAIR OF MUNICIPAL FACILITIES. THIS DIVISION IS ALSO RESPONSIBLE FOR SECURING DILAPIDATED STRUCTURES THROUGHOUT THE CITY.

COMMENTS

ACCOUNT 212, CONTRACTUAL MAINTENANCE, FUNDS THE CITY'S HEATING AND AIR CONDITIONING SERVICE CONTRACT. FUNDING FOR JANITORIAL SERVICE FOR CITY HALL, CITY HALL ANNEX, TOWN HALL, BUILDING AND GROUNDS OFFICE, POLICE STATION, CDBG, AND LIBRARY.

PERSONNEL

CLASSIFICATION	SALARY BI-WKLY	15/16	16/17	17/18
BLDG. MAINT SUPV	NU04	1	0	0
BLDG. MAINT SUPV	GE09	0	1	1
BLDG. CONSTR SPEC	GE06	4	4	4
CUSTODIAN I	GE01	5	5	1
CUSTODIAN I	GE02	0	0	4
CUSTODIAN II	GE02	2	2	0
CUSTODIAN II	GE03	0	0	2
SENIOR CUSTODIAN	GE07	1	1	1
TOTAL		13	13	13
REGULAR PART-TIME				
BLDG MT WKR III(25HR)	RP05	1	1	0
TOTAL PART TIME		1	1	0

CAPITAL OUTLAY

ACCT NO.	ITEM	A/R	QTY	BUDGET AMOUNT
312	30 X60 AND (4) 15x25 FLAGS	R		6,000
*312	¾ TON TRUCK REVRB 30	R	1	23,119
312	5 HP 10" TABLE SAW WITH 52" TABLE	R	1	3,025
TOTAL				32,144
	*ROLLING STOCK			

FUNDING SOURCE

CLASSIFICATION	ADOPTED TOTAL 17/18	GENERAL	ROLLING STOCK
PERSONNEL SERVICES	550,694	550,694	
MATERIALS & SUPPLIES	397,600	397,600	
OTHER SERVICES & CHARGES	14,847	14,847	
CAPITAL OUTLAY	32,144	9,025	23,119
TOTAL DOLLARS	995,285	972,166	23,119

SUMMARY OF EXPENDITURES

DEPARTMENT: PARKS & RECREATION ACTIVITY NO.: 80

DIVISION OR ACTIVITY: BUILDING MAINTENANCE

ACCT. NO.	ACCOUNT TITLE	2015-2016 ACTUAL EXPENDITURES	2016-2017 ADOPTED BUDGET	2016-2017 EXPENDITURES ESTIMATE	2017-2018 ADOPTED BUDGET
	PERSONAL SERVICES				
101	SALARIES AND WAGES	352,849	367,900	335,890	368,205
102	DIFFERENTIAL/LEADMAN PAY	8,443	7,200	7,656	6,000
103	SICK LEAVE-PAY IN LIEU	80	0	1,722	1,000
104	CONTRACT LABOR	0	12,500	9,061	11,000
106	PART-TIME	13,260	15,000	10,152	0
108	OVERTIME	8,839	7,500	6,228	7,000
110	UNEMPLOYMENT CONTRIBUTION	1,148	700	700	1,500
111	F.I.C.A.	25,190	27,891	23,015	26,593
112	WORKERS COMPENSATION	4,258	5,000	0	4,500
113	GROUP LIFE & HOSP	67,294	72,650	67,046	80,215
114	CITY RETIREMENT PLAN	35,425	37,210	33,288	40,517
118	LONGEVITY	6,164	4,200	4,164	4,164
		$522,950	$557,751	$498,922	$550,694
	MATERIALS AND SUPPLIES				
201	SUPPLIES, TOOLS, EQUIP	20,067	22,000	22,000	24,000
205	CHEMICALS	46	300	150	600
211	REPAIR AND MAINTENANCE	34,442	26,000	30,000	28,000
212	CONTRACTUAL MAINTENANCE	337,880	342,000	340,000	343,000
216	UNIFORM AND CLOTHING	1,626	1,950	1,800	2,000
		$394,061	$392,250	$393,950	$397,600
	OTHER SERVICES & CHARGES				
221	RENTAL, PUBL, PRINTING	959	1,900	670	1,800
231	PROF & TECHNICAL SERVICE	3,090	4,200	8,550	5,000
241	TELEPHONE & POSTAGE	2,854	2,600	2,600	2,032
248	ELECTRICITY & NAT GAS	2,651	5,000	4,800	6,000
264	DUES & MEMBERSHIPS	0	0	0	0
265	TRAINING AND TRAVEL	0	15	15	15
		$9,554	$13,715	$16,635	$14,847
	CAPITAL OUTLAY				
311	MOTIVE EQUIPMENT	0	0	0	0
312	MACHINERY & EQUIPMENT	32,173	4,695	4,695	32,144
321	CONSTRC, IMPRVMNT, ADDTN	12,814	0	0	0
		$44,987	$4,695	$4,695	$32,144
	DIVISION TOTALS	$971,552	$968,411	$914,202	$995,285

City of Lawton Organization Chart
FY 17-18

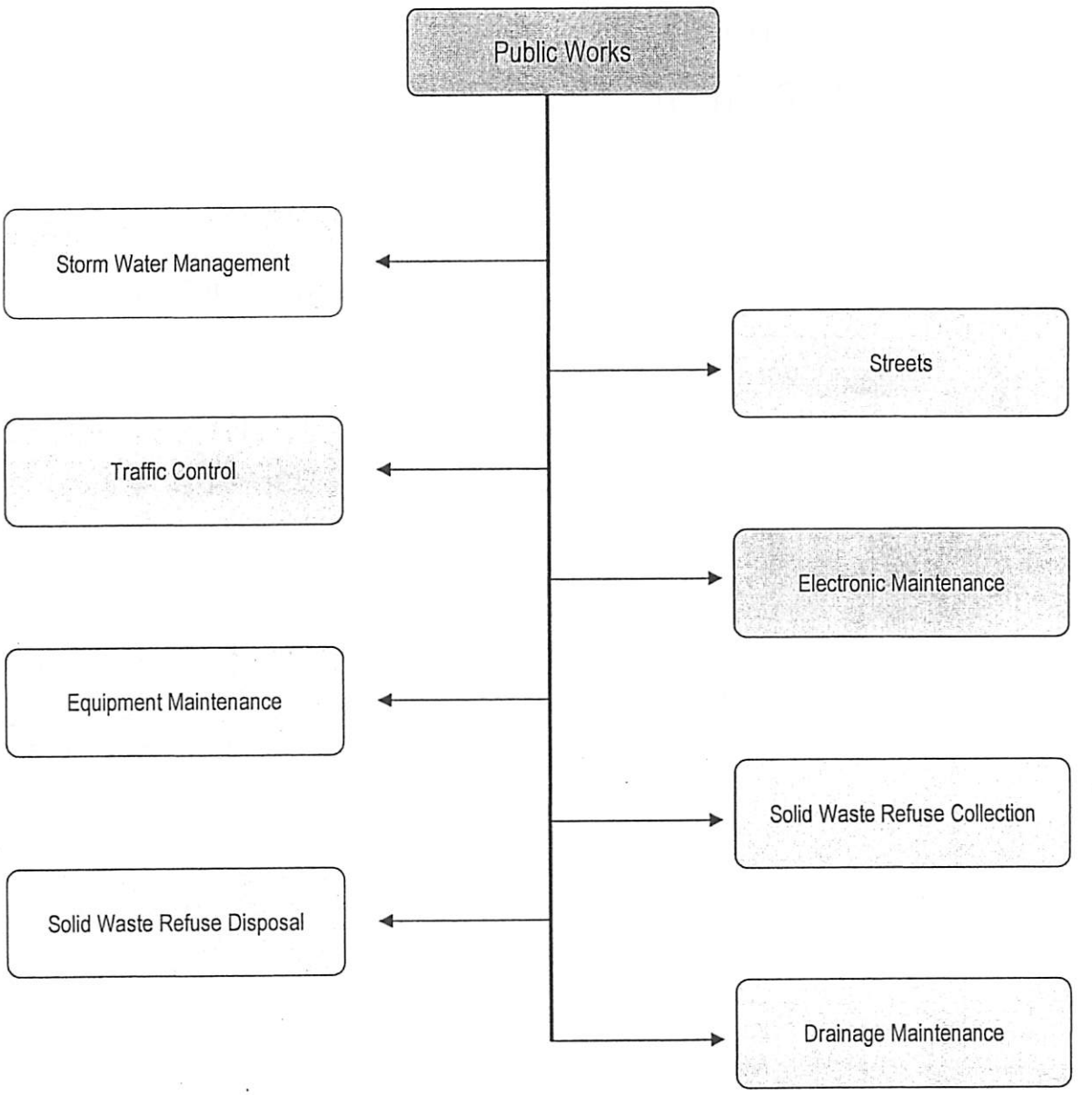

PUBLIC WORKS

DIVISION: STORM WATER MANAGEMENT — ACTIVITY NO. 61

FUNCTION

TO IMPLEMENT AND ENFORCE A FEDERALLY MANDATED STORM WATER PROGRAM TO REDUCE THE DISCHARGE OF POLLUTANTS, PROTECT WATER QUALITY AND SATISFY REQUIREMENT OF THE CLEAN WATER ACT. TO FOLLOW EPA PHASE II STORMWATER MODEL ON: PUBLIC EDUCATION AND OUTREACH, PUBLIC INVOLVEMENT AND PARTICIPATION, ILLICIT DISCHARGE DETECTION AND ELIMINATION, CONSTRUCTION SITE RUNOFF CONTROL, POST-CONSTRUCTION STORMWATER MANAGEMENT, AND POLUTION PROVENTION/ GOOD HOUSEKEEPING FOR MUNICIPAL OPERATIONS.

COMMENTS

FUNDED BY $.75 STORMWATER MANAGEMENT UTILITY FEE.L FEE WAS REDUCED FROM $1.00 TO $.75 IN FY 13-14. ACCOUNT 231 PROFESSIONAL AND TECHNICAL SERVICES, INCLUDES CONSULTING FEE FOR PUBLIC EDUCATION AND MITIGATION IN PLANNING DOCUMENTS FOR PHASE II STORMWATER PROGRAM.

PERSONNEL

CLASSIFICATION	SALARY BI-WKLY	15/16	16/17	17/18
DIRECTOR OF PUBLIC WORKS	E3	1	1	1
*ADMIN ASST	NU03	1	0	0
*ADMIN ASST III	GE08	0	1	1
ENVIRONMENTAL SPECIALIST	NU08	1	0	0
ENVIRONMENTAL SPECIALIST	GE15	0	1	1
ENGINEERING ASSOCIATE	MG06	1	0	0
ENGINEERING ASSOCIATE	GE13	0	1	1
CONSTRUCTION INSPECTOR	GE08	1	1	1
TOTAL		5	5	5

*HALF FUNDED BY STORMWATER / DRAINAGE MAINT

CAPITAL OUTLAY

ACCT NO.	ITEM	A/R	QTY	BUDGET AMOUNT
*312	Desktop computer	R	1	1,200
TOTAL				1,200

*STORMWATER MANAGEMENT FUND

FUNDING SOURCE

CLASSIFICATION	ADOPTED TOTAL 17/18	STORM WATER MANAGEMENT	DRAINAGE MAINTENANCE
PERSONNEL SERVICES	404,463	321,507	82,956
MATERIALS & SUPPLIES	13,350	13,350	
OTHER SERVICES & CHARGES	24,000	24,000	
CAPITAL OUTLAY	1,200	1,200	
TOTAL DOLLARS	443,013	360,057	82,956

SUMMARY OF EXPENDITURES

DEPARTMENT: PUBLIC WORKS ACTIVITY NO.: 61
DIVISION OR ACTIVITY: STORMWATER MANAGEMENT

ACCT. NO.	ACCOUNT TITLE	2015-2016 ACTUAL EXPENDITURES	2016-2017 ADOPTED BUDGET	2016-2017 EXPENDITURES ESTIMATE	2017-2018 ADOPTED BUDGET
	PERSONAL SERVICES				
101	SALARIES AND WAGES	301,709	240,860	311,547	314,956
102	DIFFERENTIAL/LEADMAN PAY	333	0	0	0
103	SICK LEAVE-PAY IN LIEU	1,237	0	903	1,000
108	OVERTIME	0	400	0	0
110	UNEMPLOYMENT CONTRIBUTION	492	350	350	500
111	F.I.C.A.	21,108	17,023	21,387	22,231
112	WORKERS COMPENSATION	948	550	0	475
113	GROUP LIFE & HOSP	24,113	14,000	24,447	25,081
114	CITY RETIREMENT PLAN	30,535	24,681	31,845	32,289
118	LONGEVITY	7,203	5,950	7,855	7,931
		$387,678	$303,814	$398,334	$404,463
	MATERIALS AND SUPPLIES				
201	SUPPLIES, TOOLS, EQUIP	4,643	7,200	6,000	6,000
204	PETROLEUM PRODUCTS	993	2,000	2,000	3,000
211	REPAIR AND MAINTENANCE	0	900	750	900
212	CONTRACTUAL MAINTENANCE	1,888	2,120	1,889	2,100
214	MAINT MATERL-MOTIVE EQUIP	205	500	1,750	600
216	UNIFORM AND CLOTHING	490	750	750	750
		$8,219	$13,470	$13,139	$13,350
	OTHER SERVICES & CHARGES				
221	RENTAL, PUBL, PRINTING	4,187	5,500	5,000	4,500
231	PROF & TECHNICAL SERVICE	2,400	7,500	5,000	5,500
241	TELEPHONE & POSTAGE	3,433	5,000	5,000	5,000
264	DUES & MEMBERSHIPS	0	0	0	0
265	TRAINING AND TRAVEL	7,458	11,000	9,500	9,000
		$17,478	$29,000	$24,500	$24,000
	CAPITAL OUTLAY				
312	MACHINERY & EQUIPMENT	0	23,153	21,228	1,200
		$0	$23,153	$21,228	$1,200
	DIVISION TOTALS	$413,375	$369,437	$457,201	$443,013

PUBLIC WORKS

DIVISION: STREETS

ACTIVITY NO. 72

FUNCTION

THE STREET DIVISION IS RESPONSIBLE FOR MAINTENANCE AND REPAIR OF DEDICATED STREETS AND ALLEYS THROUGH CLEANING OF STREETS, PATCHING, PAVING, RECONSTRUCTING SURFACES AND REPAIRING UTILITY CUT REPAIRS TO STREETS, SIDEWALKS, DRIVEWAYS AND PARKING LOTS. THIS DIVISION IS RESPONSIBLE FOR A RAPID ASSESSMENT OF DAMAGES, MOBILIZATION OF PERSONNEL AND RESOURCES, CLEANUP AND RECOVERY OPERATIONS DURING EMERGENCY SITUATIONS THAT CANNOT BE HANDLED BY ROUTINE MEASURES. THIS DIVISION ALSO ASSISTS OTHER DEPARTMENTS AND DIVISIONS TO INCLUDE CLEANING OF THE SLUDGE LAGOONS ASSOCIATED WITH THE MEDICINE PARK WATER TREATMENT PLANT.

COMMENTS

ACCOUNT 211, REPAIR AND MAINTENANCE, INCLUDES MATERIALS FOR REPAIRING AND OVERLAYING STREETS.

PERSONNEL

CLASSIFICATION	SALARY BI-WKLY	15/16	16/17	17/18
STREET SUPT	NU08	1	0	0
STREET SUPT	GE15	0	1	1
STREET FIELD SUPV	NU04	2	0	0
STREET FIELD SUPV	GE09	0	2	2
PRINCIPAL EQUIP OPER.	GE07	2	2	2
PW SCHEDULER	GE06	1	1	1
SR EQUIP OPERATOR	GE06	12	12	12
CEMENT FINISHER	GE06	8	0	0
CEMENT FINISHER	GE07	0	9	9
EQUIP OPERATOR	GE05	11	11	11
LEAD LABORER	GE04	1	0	0
TOTAL		38	38	38

CAPITAL OUTLAY

ACCT NO.	ITEM	A/R	QTY	BUDGET AMOUNT
321	INSTALL ELECTRIC SVC & STORAGE, LIGHTING, SECURITY	A	1	30,000
*312	DUMP TRUCK 10-12 CY REVRB 25	R	1	118,341
TOTAL				148,341

*ROLLING STOCK

FUNDING SOURCE

CLASSIFICATION	ADOPTED TOTAL 17/18	GENERAL	ROLLING STOCK
PERSONNEL SERVICES	1,880,632	1,880,632	
MATERIALS & SUPPLIES	1,242,600	1,242,600	
OTHER SERVICES & CHARGES	33,350	33,350	
CAPITAL OUTLAY	148,341	30,000	118,341
TOTAL DOLLARS	3,304,923	3,186,582	118,341

SUMMARY OF EXPENDITURES

DEPARTMENT: PUBLIC WORKS ACTIVITY NO.: 72
DIVISION OR ACTIVITY: STREETS

ACCT. NO.	ACCOUNT TITLE	2015-2016 ACTUAL EXPENDITURES	2016-2017 ADOPTED BUDGET	2016-2017 EXPENDITURES ESTIMATE	2017-2018 ADOPTED BUDGET
	PERSONAL SERVICES				
101	SALARIES AND WAGES	995,022	1,200,719	1,114,122	1,260,376
102	DIFFERENTIAL/LEADMAN PAY	2,637	3,500	2,831	3,000
103	SICK LEAVE-PAY IN LIEU	42,742	40,000	27,038	35,000
104	CONTRACT LABOR	11,146	12,500	10,284	12,500
108	OVERTIME	44,754	60,000	49,382	50,000
110	UNEMPLOYMENT CONTRIBUTION	3,116	1,800	1,800	3,500
111	F.I.C.A.	73,257	91,390	78,899	94,903
112	WORKERS COMPENSATION	49,381	98,800	15,779	32,500
113	GROUP LIFE & HOSP	165,388	220,723	193,367	241,659
114	CITY RETIREMENT PLAN	102,644	125,682	112,579	127,961
118	LONGEVITY	20,252	16,100	19,264	19,233
		$1,510,339	$1,871,214	$1,625,345	$1,880,632
	MATERIALS AND SUPPLIES				
201	SUPPLIES, TOOLS, EQUIP	29,152	35,000	35,000	32,000
204	PETROLEUM PRODUCTS	896	2,000	2,000	2,000
205	CHEMICALS	522	2,500	2,500	2,000
211	REPAIR AND MAINTENANCE	742,606	985,000	985,000	1,200,000
212	CONTRACTUAL MAINTENANCE	248	300	300	300
216	UNIFORM AND CLOTHING	5,193	6,300	6,300	6,300
		$778,617	$1,031,100	$1,031,100	$1,242,600
	OTHER SERVICES & CHARGES				
221	RENTAL, PUBL, PRINTING	2,179	7,500	7,500	7,500
231	PROF & TECHNICAL SERVICE	1,110	1,250	1,250	1,250
241	TELEPHONE & POSTAGE	1,983	2,000	2,000	1,800
248	ELECTRICITY & NAT GAS	17,149	23,000	20,000	21,000
264	DUES & MEMBERSHIPS	0	0	0	0
265	TRAINING AND TRAVEL	789	800	800	1,000
279	OTHER EXPENSES	323	800	800	800
		$23,533	$35,350	$32,350	$33,350
	CAPITAL OUTLAY				
311	MOTIVE EQUIPMENT	0	0	0	0
312	MACHINERY & EQUIPMENT	63,555	302,249	302,249	118,341
321	CONSTRC, IMPRVMNT, ADDTN	0	0	0	30,000
		$63,555	$302,249	$302,249	$148,341
	DIVISION TOTALS	$2,376,044	$3,239,913	$2,991,044	$3,304,923

PUBLIC WORKS

DIVISION: TRAFFIC CONTROL — ACTIVITY NO. 73

FUNCTION

TRAFFIC CONTROL DIVISION IS RESPONSIBLE FOR; PRODUCING, INSTALLING AND MAINTAINING REGULATORY AND NON REGULATORY SIGNS, MAINTAINING TRAFFIC SIGNALS, INSTALLING AND MAINTAINING TRAFFIC AND PEDESTRIAN BARRIERS, AND INSTALLING PAINT AND THERMOPLASTIC VEHICLE AND PEDESTRIAN LANE MARKINGS. THIS DIVISION PROVIDES TRAFFIC CONTROL DURING REPAIR OPERATIONS AND COMMUNITY EVENTS. THIS DIVISION ALSO ASSISTS THE STREET DIVISION DURING EMERGENCY WEATHER OPERATIONS.

COMMENTS

ACCOUNT 211, REPAIR AND MAINTENANCE, INCLUDES MATERIALS FOR MARKING AND SIGNING STREETS.

PERSONNEL

CLASSIFICATION	SALARY BI-WKLY	15/16	16/17	17/18
FIELD SUPERVISOR	NU04	1	0	0
FIELD SUPERVISOR	GE09	0	1	1
SR EQUIP OPERATOR	GE06	2	2	2
EQUIP OPERATOR	GE05	3	3	3
TOOL & SIGN SPECIALIST	GE05	1	1	0
LEAD LABORER	GE04	2	2	2
TOTAL		9	9	8

CAPITAL OUTLAY

ACCT NO.	ITEM	A/R	QTY	BUDGET AMOUNT
312	LINE LAZER SPRAYER	R	1	7,000
312	THERMO APPLICATOR	R	1	15,000
TOTAL				22,000

FUNDING SOURCE

CLASSIFICATION	ADOPTED TOTAL 17/18	GENERAL	ROLLING STOCK
PERSONNEL SERVICES	379,528	379,528	
MATERIALS & SUPPLIES	118,100	118,100	
OTHER SERVICES & CHARGES	1,470	1,470	
CAPITAL OUTLAY	22,000	22,000	
TOTAL DOLLARS	521,098	521,098	

SUMMARY OF EXPENDITURES

DEPARTMENT: PUBLIC WORKS ACTIVITY NO.: 73
DIVISION OR ACTIVITY: TRAFFIC CONTROL

ACCT. NO.	ACCOUNT TITLE	2015-2016 ACTUAL EXPENDITURES	2016-2017 ADOPTED BUDGET	2016-2017 EXPENDITURES ESTIMATE	2017-2018 ADOPTED BUDGET
	PERSONAL SERVICES				
101	SALARIES AND WAGES	228,112	267,180	258,735	239,668
102	DIFFERENTIAL/LEADMAN PAY	1,625	2,500	1,687	2,000
103	SICK LEAVE-PAY IN LIEU	0	0	2,111	2,000
108	OVERTIME	22,440	28,000	26,653	30,000
110	UNEMPLOYMENT CONTRIBUTION	738	475	475	800
111	F.I.C.A.	16,722	20,908	19,335	19,265
112	WORKERS COMPENSATION	14,284	12,000	0	12,000
113	GROUP LIFE & HOSP	41,176	51,000	45,056	46,775
114	CITY RETIREMENT PLAN	22,591	26,978	25,760	24,244
118	LONGEVITY	2,330	2,600	2,593	2,776
		$350,018	$411,641	$382,405	$379,528
	MATERIALS AND SUPPLIES				
201	SUPPLIES, TOOLS, EQUIP	12,665	15,500	15,500	15,500
205	CHEMICALS	0	300	0	300
211	REPAIR AND MAINTENANCE	56,787	90,000	90,000	100,000
212	CONTRACTUAL MAINTENANCE	747	1,200	903	1,000
216	UNIFORM AND CLOTHING	1,021	1,500	1,500	1,300
		$71,220	$108,500	$107,903	$118,100
	OTHER SERVICES & CHARGES				
221	RENTAL, PUBL, PRINTING	2	250	5	250
231	PROF & TECHNICAL SERVICE	0	0	0	0
241	TELEPHONE & POSTAGE	0	500	5	500
264	DUES & MEMBERSHIPS	0	0	0	0
265	TRAINING AND TRAVEL	86	320	320	320
279	OTHER EXPENSES	0	400	0	400
		$88	$1,470	$330	$1,470
	CAPITAL OUTLAY				
311	MOTIVE EQUIPMENT	0	0	0	0
312	MACHINERY & EQUIPMENT	46,559	33,533	33,533	22,000
321	CONSTRC, IMPRVMNT, ADDTN	0	0	0	0
		$46,559	$33,533	$33,533	$22,000
	DIVISION TOTALS	$467,885	$555,144	$524,171	$521,098

PUBLIC WORKS

DIVISION: ELECTRONIC MAINTENANCE — ACTIVITY NO. 77

FUNCTION

THE ELECTRONIC MAINTENANCE DIVISION IS RESPONSIBLE FOR THE INSTALLATION AND MAINTENANCE OF ELECTRONIC EQUIPMENT. THE PRIMARY ACTIVITIES OF THIS DIVISION INCLUDE MAINTENANCE OF ALL CITY-OWNED TWO-WAY RADIO COMMUNICATIONS SYSTEMS, INCLUDING REMOTE LINKS, DISPATCH CONSOLES AND ANTENNAS, MAINTENANCE OF THE CITY-WIDE TRAFFIC SIGNAL SYSTEM, INCLUDING SYNCHRONIZERS AND NEW CONTROLLER DESIGN AND FABRICATION, MAINTENANCE OF THE EXPRESSWAY LIGHTING SYSTEM, MAINTENANCE OF THE EMERGENCY MANAGEMENT SIREN SYSTEM, MAINTENANCE OF MANY SMALL ITEMS OF CITY PROPERTY, REPAIR OF ELECTRONIC CONTROLS UTILIZED BY CITY DEPARTMENTS AND INSTALLATION OF TELEPHONE AND COMPUTER WIRING IN CITY BUILDINGS.REPAIR, MAINTENANCE, AND CALIBRATION OF OTHER ELECTRONIC EQUIPMENT OWNED BY THE CITY AS THE NEED SHOULD ARISE.

COMMENTS

ACCOUNT 211, REPAIR AND MAINTENANCE, PROVIDES MATERIAL FOR ALL ELECTRONIC EQUIPMENT INCLUDING RADIOS AND TRAFFIC CONTROL DEVICES, AND INCLUDES FUNDS FOR MAINTAINING TRAFFIC SIGNALS IN COMPLIANCE WITH NATIONAL STANDARDS.

PERSONNEL

CLASSIFICATION	SALARY BI-WKLY	15/16	16/17	17/18
ELECTRONIC MNT SUPT	NU07	1	0	0
ELECTRONIC MNT SUPT	GE14	0	1	0
ELECTRONIC MNT SUPT	GE15	0	0	1
ELECTRONIC TECH	GE09	3	3	3
TOTAL		4	4	4

CAPITAL OUTLAY

ACCT NO.	ITEM	A/R	QTY	BUDGET AMOUNT

FUNDING SOURCE

CLASSIFICATION	ADOPTED TOTAL 17/18	GENERAL
PERSONNEL SERVICES	357,729	357,729
MATERIALS & SUPPLIES	88,900	88,900
OTHER SERVICES & CHARGES	72,700	72,700
CAPITAL OUTLAY	0	0
TOTAL DOLLARS	519,329	519,329

SUMMARY OF EXPENDITURES

DEPARTMENT: PUBLIC WORKS ACTIVITY NO.: 77
DIVISION OR ACTIVITY: ELECTRONIC MAINTENANCE

ACCT. NO.	ACCOUNT TITLE	2015-2016 ACTUAL EXPENDITURES	2016-2017 ADOPTED BUDGET	2016-2017 EXPENDITURES ESTIMATE	2017-2018 ADOPTED BUDGET
	PERSONAL SERVICES				
101	SALARIES AND WAGES	225,192	232,890	232,785	238,639
102	DIFFERENTIAL/LEADMAN PAY	7,039	7,500	7,272	7,500
103	SICK LEAVE-PAY IN LIEU	0	0	0	0
108	OVERTIME	5,240	6,000	4,482	5,000
110	UNEMPLOYMENT CONTRIBUTION	328	200	200	350
111	F.I.C.A.	16,770	18,217	16,842	18,556
112	WORKERS COMPENSATION	632	750	0	750
113	GROUP LIFE & HOSP	30,790	31,500	33,639	44,748
114	CITY RETIREMENT PLAN	24,008	24,959	24,477	25,530
118	LONGEVITY	15,587	16,700	16,656	16,656
		$325,586	$338,716	$336,353	$357,729
	MATERIALS AND SUPPLIES				
201	SUPPLIES, TOOLS, EQUIP	5,928	3,000	3,000	3,000
211	REPAIR AND MAINTENANCE	66,066	105,000	105,000	85,000
216	UNIFORM AND CLOTHING	477	930	930	900
		$72,471	$108,930	$108,930	$88,900
	OTHER SERVICES & CHARGES				
221	RENTAL, PUBL, PRINTING	13	200	200	200
231	PROF & TECHNICAL SERVICE	210	500	500	400
241	TELEPHONE & POSTAGE	1,288	2,000	2,000	1,800
248	ELECTRICITY & NAT GAS	55,515	72,000	72,000	70,000
264	DUES & MEMBERSHIPS	0	0	0	0
265	TRAINING AND TRAVEL	103	300	300	300
		$57,129	$75,000	$75,000	$72,700
	CAPITAL OUTLAY				
312	MACHINERY & EQUIPMENT	0	0	0	0
321	CONSTRC, IMPRVMNT, ADDTN	0	0	0	0
		$0	$0	$0	$0
	DIVISION TOTALS	$455,186	$522,646	$520,283	$519,329

PUBLIC WORKS

DIVISION: EQUIPMENT MAINTENANCE — ACTIVITY NO. 79

FUNCTION

THIS DIVISION IS RESPONSIBLE FOR PROVIDING TOTAL MAINTENANCE OF ALL MOTIVE AND CERTAIN NON-MOTIVE EQUIPMENT OWNED BY THE CITY OF LAWTON. THE PRIMARY ACTIVITIES OF THE DIVISION INCLUDE IN-HOUSE MAINTENANCE OF MOTIVE AND LIGHT AND HEAVY DUTY VEHICLES TO INCLUDE FIRE & POLICE VEHICLES, DIESEL ENGINE REPAIR, CONTROL OF CONTRACT MAINTENANCE OF AUTOMOTIVE, LIGHT AND HEAVY DUTY VEHICLES SUCH AS BODY WORK, AUTOMATIC TRANSMISSION REPAIR , MAINTENANCE OF WASH BAYS, CONTROL OF LUBRICATION SERVICES, MAINTENANCE OF TIRES FOR CITY EQUIPMENT, SAFETY INSPECTION OF MOTIVE EQUIPMENT, OPERATION OF FUELING STATION FOR CITY VEHICLES AND COMPILATION OF MAINTENANCE RECORDS OF CITY MOTIVE AND NON-MOTIVE EQUIPMENT.

COMMENTS

204 PETROLEUM ACCOUNT HAS DECREASED DUE TO THE REDUCTION IN COST PER GALLON OF FUEL. THE 214 MOTIVE EQUIPMENT MAINTENANCE HAS INCREASED DUE TO THE INCREASED COST OF REPAIR PARTS.

PERSONNEL

CLASSIFICATION	SALARY BI-WKLY	15/16	16/17	17/18
EQUIPMT MAINT SUPT	NU07	1	0	0
EQUIPMT MAINT SUPT	GE15	0	1	1
EQUIP MAINT FLR SUPV.	NU04	2	0	0
EQUIP MAINT FLR SUPV.	GE09	0	2	2
AUTO MECHANIC	GE07	9	4	4
DIESEL MECHANIC	GE08	0	5	5
AUTO SERVICE WKR II	GE06	1	1	1
SERVICE TECH	GE05	1	1	1
AUTO SERVICE WKR I	GE04	1	1	1
AUTO PARTS SPECIALIST	GE04	1	1	0
SR CLERICAL ASST	GE04	1	0	0
ADMIN ASST I	GE04	0	1	1
TOTAL		17	17	16

CAPITAL OUTLAY

ACCT NO.	ITEM	A/R	QTY	BUDGET AMOUNT
312	FULLY RUGGED LAPTOP	A/R	1	3,300
312	DIAGNOSTIC SOFTWARE	A/R	1	3,200
TOTAL				6,500

FUNDING SOURCE

CLASSIFICATION	ADOPTED TOTAL 17/18	GENERAL	ROLLING STOCK
PERSONNEL SERVICES	890,689	890,689	
MATERIALS & SUPPLIES	2,705,300	2,705,300	
OTHER SERVICES & CHARGES	42,128	42,128	
CAPITAL OUTLAY	6,500	6,500	
TOTAL DOLLARS	3,644,617	3,644,617	

SUMMARY OF EXPENDITURES

DEPARTMENT: PUBLIC WORKS ACTIVITY NO.: 79
DIVISION OR ACTIVITY: EQUIPMENT MAINTENANCE

ACCT. NO.	ACCOUNT TITLE	2015-2016 ACTUAL EXPENDITURES	2016-2017 ADOPTED BUDGET	2016-2017 EXPENDITURES ESTIMATE	2017-2018 ADOPTED BUDGET
	PERSONAL SERVICES				
101	SALARIES AND WAGES	590,984	631,275	606,923	620,921
102	DIFFERENTIAL/LEADMAN PAY	3,747	5,000	4,014	4,500
103	SICK LEAVE-PAY IN LIEU	5,470	2,000	9,412	4,500
104	CONTRACT LABOR	0	0	0	0
106	PART-TIME	0	0	0	0
108	OVERTIME	20,216	23,000	19,516	22,000
110	UNEMPLOYMENT CONTRIBUTION	1,394	800	800	1,500
111	F.I.C.A.	42,747	46,741	42,879	46,160
112	WORKERS COMPENSATION	20,184	7,000	9,116	14,650
113	GROUP LIFE & HOSP	89,577	98,800	95,175	97,790
114	CITY RETIREMENT PLAN	59,667	64,777	61,043	63,599
118	LONGEVITY	13,477	14,500	14,886	15,069
		$847,463	$893,893	$863,764	$890,689
	MATERIALS AND SUPPLIES				
201	SUPPLIES, TOOLS, EQUIP	17,877	20,600	20,600	18,500
204	PETROLEUM PRODUCTS	818,889	1,200,000	950,000	1,150,000
205	CHEMICALS	3,129	5,800	4,500	4,600
211	REPAIR AND MAINTENANCE	14,606	23,000	23,000	20,000
212	CONTRACTUAL MAINTENANCE	47,681	63,000	53,000	60,000
214	MAINT MATERL-MOTIVE EQUIP	1,416,493	1,525,000	1,594,702	1,450,000
216	UNIFORM AND CLOTHING	1,776	2,200	2,200	2,200
		$2,320,451	$2,839,600	$2,648,002	$2,705,300
	OTHER SERVICES & CHARGES				
221	RENTAL, PUBL, PRINTING	3,567	4,500	5,000	5,800
231	PROF & TECHNICAL SERVICE	916	2,500	1,900	5,500
241	TELEPHONE & POSTAGE	3,744	3,650	2,500	2,328
248	ELECTRICITY & NAT GAS	15,203	24,000	19,000	23,000
264	DUES & MEMBERSHIPS	0	0	0	0
265	TRAINING AND TRAVEL	350	1,250	913	5,500
279	OTHER EXPENSES	0	0	0	0
		$23,780	$35,900	$29,313	$42,128
	CAPITAL OUTLAY				
312	MACHINERY & EQUIPMENT	24,625	56,900	56,900	6,500
321	CONSTRC, IMPRVMNT, ADDTN	0	0	0	0
		$24,625	$56,900	$56,900	$6,500
	DIVISION TOTALS	$3,216,319	$3,826,293	$3,597,979	$3,644,617

PUBLIC WORKS

DIVISION: SOLID WASTE-REFUSE COLLECTION — ACTIVITY NO. 82

FUNCTION

THIS DIVISION IS RESPONSIBLE FOR MAINTENANCE AND OPERATION OF A REFUSE COLLECTION SYSTEM FOR THE CITY OF LAWTON.

COMMENTS

ACTIVITIES INCLUDE TWICE PER CALENDAR YEAR RESIDENTIAL BULK COLLECTION AT THE HOMEOWNER'S REQUEST AND PLAYS A SIGNIFICANT ROLE IN THE TRASH OFF CAMPAIGN.

PERSONNEL

CLASSIFICATION	SALARY BI-WKLY	15/16	16/17	17/18
SANITATION SUPT	NU07	1	0	0
SANITATION SUPT	GE13	0	1	0
SANITATION SUPT	GE14	0	0	1
FIELD SUPERVISOR	NU04	2	0	0
FIELD SUPERVISOR	GE09	0	2	2
SANITATION OPERATOR	GE06	25	0	0
SANITATION OPERATOR	GE07	0	25	25
CONTNR MAINT WKR II	GE06	2	2	2
SR. CLERICAL ASST.	GE04	1	0	0
ADMIN ASST I	GE06	0	1	1
CLERICAL ASSISTANT	GE03	1	0	0
ADMIN ASST I	GE04	0	1	1
SANITATION WORKER	GE03	7	7	7
TOTAL		39	39	39

CAPITAL OUTLAY

ACCT NO.	ITEM	A/R	QTY	BUDGET AMOUNT
*310	SIDE LOADING OR FRONT LOADING COMPACTOR REFUSE TRUCKS REVRB 11-16	A	6	943,608
312	30 Y OPEN TOP ROLL OFF CONTAINER	A	3	12,600
TOTAL				956,208

* ROLLING STOCK

FUNDING SOURCE

CLASSIFICATION	ADOPTED TOTAL 17/18	ENTERPRISE	ROLLING STOCK
PERSONNEL SERVICES	1,811,698	1,811,698	
MATERIALS & SUPPLIES	113,000	113,000	
OTHER SERVICES & CHARGES	14,050	14,050	
CAPITAL OUTLAY	956,208	12,600	943,608
TOTAL DOLLARS	2,894,956	1,951,348	943,608

SUMMARY OF EXPENDITURES

DEPARTMENT: PUBLIC WORKS ACTIVITY NO.: 82
DIVISION OR ACTIVITY: SOLID WASTE-REFUSE COLLEC

ACCT. NO.	ACCOUNT TITLE	2015-2016 ACTUAL EXPENDITURES	2016-2017 ADOPTED BUDGET	2016-2017 EXPENDITURES ESTIMATE	2017-2018 ADOPTED BUDGET
	PERSONAL SERVICES				
101	SALARIES AND WAGES	1,058,459	1,261,295	1,060,563	1,257,880
102	DIFFERENTIAL/LEADMAN PAY	0	950	0	330
103	SICK LEAVE-PAY IN LIEU	8,001	15,000	50,268	10,000
104	CONTRACT LABOR	0	0	0	0
106	PART-TIME	0	0	0	0
108	OVERTIME	47,544	40,000	37,808	42,000
110	UNEMPLOYMENT CONTRIBUTION	3,198	1,850	1,850	3,200
111	F.I.C.A.	75,554	92,865	77,052	91,966
112	WORKERS COMPENSATION	64,304	75,000	27,441	46,000
113	GROUP LIFE & HOSP	159,116	195,300	174,471	215,122
114	CITY RETIREMENT PLAN	104,603	130,329	107,506	127,553
118	LONGEVITY	25,056	27,000	24,206	17,647
119	HOLIDAY PAY	0	0	0	0
		$1,545,835	$1,839,589	$1,561,165	$1,811,698
	MATERIALS AND SUPPLIES				
201	SUPPLIES, TOOLS, EQUIP	78,424	95,000	95,000	95,000
205	CHEMICALS	358	1,500	800	1,500
211	REPAIR AND MAINTENANCE	8,397	11,000	10,000	10,000
212	CONTRACTUAL MAINTENANCE	0	0	0	0
216	UNIFORM AND CLOTHING	4,812	6,000	7,000	6,500
		$91,991	$113,500	$112,800	$113,000
	OTHER SERVICES & CHARGES				
221	RENTAL, PUBL, PRINTING	2,755	2,400	2,200	2,300
231	PROF & TECHNICAL SERVICE	13,900	250	250	250
241	TELEPHONE & POSTAGE	1,564	2,000	2,000	2,000
248	ELECTRICITY & NAT GAS	3,833	7,000	6,000	6,000
264	DUES & MEMBERSHIPS	0	0	0	0
265	TRAINING AND TRAVEL	1,827	1,652	1,652	2,500
272	ELECTION EXPENSE	0	0	0	0
279	OTHER EXPENSES	0	1,000	1,000	1,000
		$23,879	$14,302	$13,102	$14,050
	CAPITAL OUTLAY				
310	LEASE PURCHASE AGREEMENT	0	0	0	943,608
311	MOTIVE EQUIPMENT	0	0	0	0
312	MACHINERY & EQUIPMENT	0	863,883	863,883	12,600
321	CONSTRC, IMPRVMNT, ADDTN	0	0	. 0	0
		$0	$863,883	$863,883	$956,208
	DIVISION TOTALS	$1,661,705	$2,831,274	$2,550,950	$2,894,956

PUBLIC WORKS

DIVISION: SOLID WASTE-REFUSE DISPOSAL — ACTIVITY NO. 83

FUNCTION

THIS DIVISION IS RESPONSIBLE FOR THE PROPER OPERATION OF THE SANITARY LANDFILL IN ACCORDANCE WITH HEALTH AND ECOLOGICAL STANDARDS. ACTIVITIES IN THE DIVISION INCLUDE DISPOSAL OF THE SOLID WASTE IN ACCORDANCE WITH THE ODEQ REGULATIONS.

COMMENTS

ACTIVITIES INCLUDE TWICE PER CALENDAR YEAR RESIDENTIAL BULK COLLECTION AT THE HOMEOWNER'S REQUEST AND PLAYS A SIGNIFICANT ROLE IN THE TRASH OFF CAMPAIGN. ACCOUNT 248 INCREASES ARE DUE TO THE CONSTRUCTION OF THE LANDFILL MAINTENANCE BUILDING AND SCALE HOUSE.

PERSONNEL

CLASSIFICATION	SALARY BI-WKLY	15/16	16/17	17/18
LANDFILL SUPT	NU07	1	0	0
LANDFILL SUPT	GE13	0	1	0
LANDFILL SUPT	GE14	0	0	1
FIELD SUPERVISOR	NU04	1	0	0
FIELD SUPERVISOR	GE09	0	1	1
PRINCIPAL EQUIP OPER	GE07	6	6	6
LANDFILL SCALE ATTNT	GE04	1	1	1
ADMIN ASST I	GE04	0	1	1
CLERICAL ASSOCIATE	GE04	1	0	0
TOTAL		10	10	10
REGULAR PART-TIME				
LANDFILL ATDT (20 HR)	GE04	1	1	1

CAPITAL OUTLAY

ACCT NO.	ITEM	A/R	QTY	BUDGET AMOUNT
*310	DOZER W/ STRAIGHT BLADE REVRB 10	R	1	196,650
TOTAL				196,650
TOTAL				

*ROLLING STOCK

FUNDING SOURCE

CLASSIFICATION	ADOPTED TOTAL 17/18	ENTERPRISE	ROLLING STOCK
PERSONNEL SERVICES	601,005	601,005	
MATERIALS & SUPPLIES	77,250	77,250	
OTHER SERVICES & CHARGES	84,136	84,136	
CAPITAL OUTLAY	196,650	0	196,650
TOTAL DOLLARS	959,041	762,391	196,650

SUMMARY OF EXPENDITURES

DEPARTMENT: PUBLIC WORKS ACTIVITY NO.: 83
DIVISION OR ACTIVITY: SOLID WASTE-REFUSE DISPSL

ACCT. NO.	ACCOUNT TITLE	2015-2016 ACTUAL EXPENDITURES	2016-2017 ADOPTED BUDGET	2016-2017 EXPENDITURES ESTIMATE	2017-2018 ADOPTED BUDGET
	PERSONAL SERVICES				
101	SALARIES AND WAGES	344,009	370,700	366,597	379,143
102	DIFFERENTIAL/LEADMAN PAY	0	3,300	0	0
103	SICK LEAVE-PAY IN LIEU	704	500	4,221	1,500
104	CONTRACT LABOR	34,255	35,000	35,000	38,000
106	PART-TIME	11,263	12,170	12,936	12,000
108	OVERTIME	12,197	10,000	20,669	14,000
110	UNEMPLOYMENT CONTRIBUTION	984	650	650	1,000
111	F.I.C.A.	24,912	28,222	24,991	29,275
112	WORKERS COMPENSATION	3,520	6,000	19,380	11,450
113	GROUP LIFE & HOSP	50,406	55,000	63,601	65,163
114	CITY RETIREMENT PLAN	35,157	38,160	37,233	38,965
118	LONGEVITY	9,578	10,400	10,509	10,509
119	HOLIDAY PAY	0	0	0	0
		$526,985	$570,102	$595,787	$601,005
	MATERIALS AND SUPPLIES				
201	SUPPLIES, TOOLS, EQUIP	12,141	16,000	14,000	14,000
205	CHEMICALS	0	3,000	1,000	2,500
211	REPAIR AND MAINTENANCE	17,172	60,000	55,000	58,000
212	CONTRACTUAL MAINTENANCE	1,248	1,250	1,250	1,250
216	UNIFORM AND CLOTHING	860	1,500	1,400	1,500
		$31,421	$81,750	$72,650	$77,250
	OTHER SERVICES & CHARGES				
221	RENTAL, PUBL, PRINTING	2,850	5,500	5,500	5,000
230	CONTINGENCY	0	0	0	0
231	PROF & TECHNICAL SERVICE	27,415	30,000	25,000	30,000
241	TELEPHONE & POSTAGE	1,377	2,600	3,000	2,636
248	ELECTRICITY & NAT GAS	9,222	38,000	18,000	40,000
264	DUES & MEMBERSHIPS	0	0	0	0
265	TRAINING AND TRAVEL	6,299	6,000	6,000	6,000
279	OTHER EXPENSES	0	500	400	500
		$47,163	$82,600	$57,900	$84,136
	CAPITAL OUTLAY				
310	LEASE PURCHASE AGREEMENT	0	0	0	196,650
311	MOTIVE EQUIPMENT	0	0	0	0
312	MACHINERY & EQUIPMENT	11,069	4,000	3,730	0
		$11,069	$4,000	$3,730	$196,650
	DIVISION TOTALS	$616,638	$738,452	$730,067	$959,041

PUBLIC WORKS

DIVISION: DRAINAGE MAINTENANCE — ACTIVITY NO. 85

FUNCTION

THE MISSION OF THE DRAINAGE MAINTENANCE DIVISION IS TO PROVIDE RUNOFF MANAGEMENT AND FLOOD CONTROL THROUGH THE OPERATION AND MAINTENANCE OF PUBLIC DRAINAGE SYSTEMS AND RIGHT OF WAYS WITHIN THE CITY OF LAWTON WITH THE EXCEPTION OF DEDICATED PRIVATE OR HOMEOWNER ASSOCIATION-MAINTAINED DRAINAGE EASEMENTS. THIS IS ACCOMPLISHED WITH ACTIVITIES SUCH AS DEBRIS MANAGEMENT, EROSION CONTROL, CHANNEL MOWING, CONCRETE REPAIR, HERBICIDE APPLICATION, DITCH GRADING, AND STORM DRAIN PIPE REPAIR. DRAINAGE MAINTENANCE ALSO PROVIDES VECTOR CONTROL THROUGH EDUCATION LARVICIDE DISTRIBUTION AND INSECTICIDE FOGGING APPLICATIONS.

COMMENTS

FUNDING FOR THE PROGRAM IS FROM A $2.00 ASSESSMENT ON CITY UTILITY BILLS. DURING THE MONTHS FROM APRIL THRU AUGUST DRAINAGE MAINTENANCE EMPLOYS SEASONAL CONTRACT LABORERS FOR WEED EATING DRAINAGE CHANNELS.

PERSONNEL

CLASSIFICATION	SALARY BI-WKLY	15/16	16/17	17/18
DRAINAGE SUPERINTENDENT	NU07	1	0	0
DRAINAGE SUPERINTENDENT	GE13	0	1	0
DRAINAGE SUPERINTENDENT	GE14	0	0	1
PRINCIPAL EQUIP OPER	GE07	1	2	2
VECTOR CONTROL TECHNICIAN II	GE07	1	1	1
CEMENT FINISHER	GE06	1	0	0
CEMENT FINISHER	GE07	0	1	1
SR EQUIP OPERATOR	GE06	2	2	2
EQUIPMENT OPERATOR	GE05	2	2	2
PW SCHEDULER	GE06	1	1	1
TOTAL		9	10	10

CAPITAL OUTLAY

ACCT NO.	ITEM	A/R	QTY	BUDGET AMOUNT
*312	EXCAVATOR REVRB 7	R	1	264,710
TOTAL				264,710

*DRAINAGE MAINT FUND

FUNDING SOURCE

CLASSIFICATION	ADOPTED TOTAL 17/18	DRAINAGE
PERSONNEL SERVICES	588,333	588,333
MATERIALS & SUPPLIES	194,500	194,500
OTHER SERVICES & CHARGES	12,020	12,020
CAPITAL OUTLAY	264,710	264,710
TOTAL DOLLARS	1,059,563	1,059,563

SUMMARY OF EXPENDITURES

DEPARTMENT: PUBLIC WORKS ACTIVITY NO.: 85
DIVISION OR ACTIVITY: DRAINAGE MAINTENANCE

ACCT. NO.	ACCOUNT TITLE	2015-2016 ACTUAL EXPENDITURES	2016-2017 ADOPTED BUDGET	2016-2017 EXPENDITURES ESTIMATE	2017-2018 ADOPTED BUDGET
	PERSONAL SERVICES				
101	SALARIES AND WAGES	316,575	434,789	346,728	376,688
102	DIFFERENTIAL/LEADMAN PAY	0	0	0	0
103	SICK LEAVE-PAY IN LIEU	7,591	2,000	1,987	2,000
104	CONTRACT LABOR	41,431	75,000	50,310	60,000
106	PART-TIME	0	0	0	0
108	OVERTIME	5,318	10,000	2,038	2,000
110	UNEMPLOYMENT CONTRIBUTION	738	450	450	800
111	F.I.C.A.	23,518	32,235	24,630	27,376
112	WORKERS COMPENSATION	20,001	20,000	19,135	19,600
113	GROUP LIFE & HOSP	42,849	60,948	41,221	41,698
114	CITY RETIREMENT PLAN	34,031	45,707	35,979	39,533
118	LONGEVITY	17,046	20,285	18,516	18,638
		$509,098	$701,414	$540,994	$588,333
	MATERIALS AND SUPPLIES				
201	SUPPLIES, TOOLS, EQUIP	10,033	14,000	14,000	14,000
204	PETROLEUM PRODUCTS	16,441	33,000	20,000	30,000
205	CHEMICALS	15,469	30,000	30,000	42,000
211	REPAIR AND MAINTENANCE	18,609	60,000	60,000	62,000
214	MAINT MATERL-MOTIVE EQUIP	28,283	40,000	40,000	45,000
216	UNIFORM AND CLOTHING	1,201	1,300	1,111	1,500
		$90,036	$178,300	$165,111	$194,500
	OTHER SERVICES & CHARGES				
221	RENTAL, PUBL, PRINTING	3,816	6,000	4,000	4,500
231	PROF & TECHNICAL SERVICE	1,300	3,500	3,000	5,000
241	TELEPHONE & POSTAGE	728	1,000	900	1,020
248	ELECTRICITY & NAT GAS	0	0	0	0
264	DUES & MEMBERSHIPS	0	0	0	0
265	TRAINING AND TRAVEL	1,501	2,000	1,500	1,500
279	OTHER EXPENSES	0	0	0	0
		$7,345	$12,500	$9,400	$12,020
	CAPITAL OUTLAY				
310	LEASE PURCHASE AGREEMENT	0	0	0	0
311	MOTIVE EQUIPMENT	0	0	0	0
312	MACHINERY & EQUIPMENT	24,912	132,992	132,992	264,710
		$24,912	$132,992	$132,992	$264,710
	DIVISION TOTALS	$631,391	$1,025,206	$848,497	$1,059,563

City of Lawton Organization Chart
FY 17-18

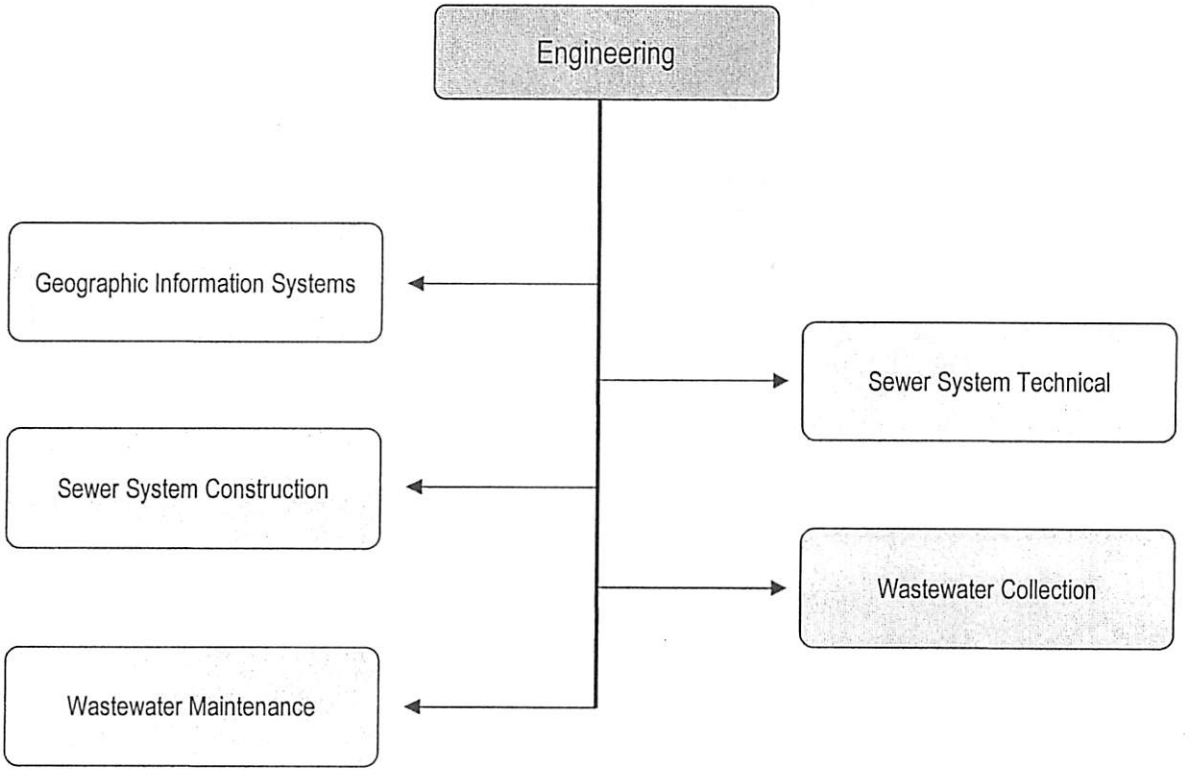

ENGINEERING

DIVISION: ENGINEERING — ACTIVITY NO. 24

FUNCTION

THIS DIVISION IS RESPONSIBLE FOR THE CONSTRUCTION ADMINISTRATION OF CITY CAPITAL OUTLAY, CAPITAL IMPROVEMENT PROGRAM AND OTHER PROJECTS. THESE DUTIES INCLUDE THE SURVEY, DESIGN, RIGHT OF WAY ACQUISITION CONSTRUCTION ADMINISTRATION AND INSPECTION OF PROJECTS. THE DIVISION REVIEWS AND COORDINATES THE PREPARATION OF PLANS AND SPECIFICATIONS BY CONSULTANTS FOR VARIOUS PROJECTS. PROJECTS INCLUDE ALL TYPES OF MUNICPAL INFRASTRUCTURE SUCH AS STREETS, DRAINAGE, WATER, SEWER AND OTHER SPECIAL PROJECTS. OTHER FUNCTIONS INCLUDE GIS SYSTEM ADMINISTRATION AND UPDATES, OF INFRASTRUCTURE MAPS (WATER, SEWER, STREETS, AND DRAINAGE), ARCHIVING OF CITY CONSTRUCTION PLANS, SURVEYING FUNCTIONS FOR THE CITY AND SPECIAL STUDIES AND REPORTS

COMMENTS

*THE DEVELOPMENT & CONSTRUCTION MANAGER ARE HALF FUNDED BY THE SEWER REHAB FUND.

PERSONNEL

CLASSIFICATION	SALARY BI-WKLY	15/16	16/17	17/18
DIR OF ENGINEERING	E3	1	1	1
ASST DIR ENGINEERING	NU11	0	0	0
CIVIL ENGINEER	GE17	3	3	3
CIVIL/ TRAFFIC ENGINEER	GE18	1	1	0
ASSOC CIVIL ENG	GE13	1	1	1
LAND SURVEYOR	GE15	1	1	1
SR CAD TECH	GE09	1	1	1
RIGHT OF WAY AGENT	GE09	1	1	1
CONSTRUCTION INSP.	GE08	5	4	4
CAD TECH	GE07	1	1	0
SENIOR SECRETARY	GE06	0	0	0
*DEVELOPMENT & CONSTRUCTION MANAGER	GE19	1	1	1
ADMIN ASSISTANT III	GE08	1	1	1
TOTAL		17	16	14

*HALF FUNDED BY SEWER REHAB FUNDS

CAPITAL OUTLAY

ACCT NO.	ITEM	A/R	QTY	BUDGET AMOUNT
312	COPIER/SCANNER/ PLOTTER	R	1	10,000
312	HIPER V BASE/ROVER W/ DATA COLL & SOFTWARE	R	1	30,745
TOTAL				40,745

FUNDING SOURCE

CLASSIFICATION	ADOPTED TOTAL 17/18	GENERAL	SEWER SYSTEM REHAB FUNDS	CAPITAL IMPROVEMENT FUNDS
PERSONNEL SERVICES	1,113,509	1,020,698	92,811	
MATERIALS & SUPPLIES	31,700	31,700		
OTHER SERVICES & CHARGES	95,500	95,500		
CAPITAL OUTLAY	40,745	40,745	0	
TOTAL DOLLARS	1,281,454	1,188,643	92,811	

SUMMARY OF EXPENDITURES

DEPARTMENT: ENGINEERING ACTIVITY NO.: 24
DIVISION OR ACTIVITY: ENGINEERING

ACCT. NO.	ACCOUNT TITLE	2015-2016 ACTUAL EXPENDITURES	2016-2017 ADOPTED BUDGET	2016-2017 EXPENDITURES ESTIMATE	2017-2018 ADOPTED BUDGET
	PERSONAL SERVICES				
101	SALARIES AND WAGES	759,863	840,382	684,537	820,708
102	DIFFERENTIAL/LEADMAN PAY	0	0	0	0
103	SICK LEAVE-PAY IN LIEU	35,525	0	10,161	3,000
104	CONTRACT LABOR	0	0	0	0
106	PART-TIME	0	0	0	0
108	OVERTIME	11,885	12,000	5,182	7,500
110	UNEMPLOYMENT CONTRIBUTION	1,476	750	750	700
111	F.I.C.A.	64,264	59,777	46,238	59,623
112	WORKERS COMPENSATION	9,667	10,000	5,477	7,500
113	GROUP LIFE & HOSP	103,029	101,607	96,334	119,916
114	CITY RETIREMENT PLAN	82,419	85,488	61,205	83,260
118	LONGEVITY	13,368	14,500	14,688	11,302
		$1,081,496	$1,124,504	$924,572	$1,113,509
	MATERIALS AND SUPPLIES				
201	SUPPLIES, TOOLS, EQUIP	17,417	21,000	14,200	15,000
211	REPAIR AND MAINTENANCE	3,497	1,500	2,500	2,500
212	CONTRACTUAL MAINTENANCE	10,007	12,000	12,000	13,000
216	UNIFORM AND CLOTHING	436	1,000	1,200	1,200
		$31,357	$35,500	$29,900	$31,700
	OTHER SERVICES & CHARGES				
221	RENTAL, PUBL, PRINTING	4,619	5,000	5,000	5,000
231	PROF & TECHNICAL SERVICE	2,959	2,500	3,550	53,500
241	TELEPHONE & POSTAGE	8,514	8,500	6,000	6,000
248	ELECTRICITY & NAT GAS	7,298	10,500	10,500	9,500
251	INSURANCE	0	0	0	0
264	DUES & MEMBERSHIPS	0	0	0	0
265	TRAINING AND TRAVEL	24,167	24,000	13,100	21,500
		$47,557	$50,500	$38,150	$95,500
	CAPITAL OUTLAY				
310	LEASE PURCHASE AGREEMENT	0	0	0	0
311	MOTIVE EQUIPMENT	0	0	0	0
312	MACHINERY & EQUIPMENT	25,224	0	0	40,745
		$25,224	$0	$0	$40,745
	DIVISION TOTALS	$1,185,634	$1,210,504	$992,622	$1,281,454

ENGINEERING

DIVISION: GEOGRAPHIC INFORMATION SYSTEMS ACTIVITY NO: 18

FUNCTION

THE GEOGRAPHIC INFORMATION SYSTEMS (GIS) DIVISION IS RESPONSIBLE TO THE ENGINEER DEPARTMENT FOR PROVIDING AN EFFICEINT AND EFFECTIVE GIS IN SUPPORT OF ALL DEPARTMENTS TO AID IN THE DECISION MAKING PROCESS OF CITY GOVERNMENT AND THE PROTECTION AND ASSISTANCE OF THE RESIDENTS OF LAWTON. THIS RESPONSIBLIITY IS ACHIEVED BY UTILIZING A COMPUTER SYSTEM SPECIFIC TO GEOGRAPHIC INFORMATION AND THE NECESSARY TECHNICALLY TRAINED PERSONNEL TO PROVIDE UP-TO-DATE INFORMATION READILY ACCESSIBLE TO CITY OFFICIALS.

COMMENTS

PERSONNEL

CLASSIFICATION	SALARY BI-WKLY	15/16	16/17	17/18
GIS SUPERVISOR	NU09	0	0	0
GIS ANALYST	GE14	1	1	1
ADA COORDINATOR	GE16	1	1	1
TOTAL		2	2	2

CAPITAL OUTLAY

ACCT NO.	ITEM	A/R	QTY	BUDGET AMOUNT

FUNDING SOURCE

CLASSIFICATION	ADOPTED TOTAL 17/18	GENERAL	ENTERPRISE
PERSONNEL SERVICES	195,011	78,004	117,007
MATERIALS & SUPPLIES	51,800	20,720	31,080
OTHER SERVICES & CHARGES	4,839	1,936	2,903
CAPITAL OUTLAY	0	0	0
TOTAL DOLLARS	251,650	100,660	150,990

SUMMARY OF EXPENDITURES

DEPARTMENT: ENGINEERING ACTIVITY NO.: 18
DIVISION OR ACTIVITY: GEOGRAPHICAL INFO SYSTEM

ACCT. NO.	ACCOUNT TITLE	2015-2016 ACTUAL EXPENDITURES	2016-2017 ADOPTED BUDGET	2016-2017 EXPENDITURES ESTIMATE	2017-2018 ADOPTED BUDGET
	PERSONAL SERVICES				
101	SALARIES AND WAGES	139,712	143,140	143,002	146,411
103	SICK LEAVE-PAY IN LIEU	0	0	51	100
110	UNEMPLOYMENT CONTRIBUTION	164	115	0	100
111	F.I.C.A.	9,096	10,076	9,200	10,315
112	WORKERS COMPENSATION	316	400	0	350
113	GROUP LIFE & HOSP	17,188	17,650	18,883	19,386
114	CITY RETIREMENT PLAN	14,265	14,634	14,557	14,978
118	LONGEVITY	2,942	3,200	3,295	3,371
		$183,683	$189,215	$188,988	$195,011
	MATERIALS AND SUPPLIES				
201	SUPPLIES, TOOLS, EQUIP	2,354	1,500	1,500	1,800
211	REPAIR AND MAINTENANCE	0	0	0	0
212	CONTRACTUAL MAINTENANCE	50,000	50,000	50,000	50,000
214	MAINT MATERL-MOTIVE EQUIP	0	0	0	0
		$52,354	$51,500	$51,500	$51,800
	OTHER SERVICES & CHARGES				
221	RENTAL, PUBL, PRINTING	25	200	200	200
231	PROF & TECHNICAL SERVICE	0	0	0	0
241	TELEPHONE & POSTAGE	1,818	1,800	1,800	1,639
264	DUES & MEMBERSHIPS	0	0	0	0
265	TRAINING AND TRAVEL	4,805	3,240	0	3,000
		$6,648	$5,240	$2,000	$4,839
	CAPITAL OUTLAY				
312	MACHINERY & EQUIPMENT	0	18,500	18,500	0
		$0	$18,500	$18,500	$0
	DIVISION TOTALS	$242,685	$264,455	$260,988	$251,650

ENGINEERING

DIVISION: SEWER SYSTEM TECHNICAL — ACTIVITY NO. 37

FUNCTION

THIS DIVISION IS RESPONSIBLE FOR THE MANAGEMENT OF THE WASTEWATER COLLECTION SYSTEM REHABILITATION/ REPLACEMENT AND EXPANSION PROJECTS TO INCLUDE SURVEY, CONSTRUCTION INSPECTION, AND DESIGN OF THE PROJECT PLANS, ETC. THIS DIVISION WAS ESTABLISHED IN MAY 1998.

COMMENTS

THIS DIVISION IS FUNDED FROM THE 1995 CAPITAL IMPROVEMENTS PROGRAM AND OKLAHOMA WATER RESOURCES BOARD LOAN FOR PHASE I OF THE SEWER REHABILITATION PROGRAM. THIS LOAN WILL BE REPAID BY A $2.35 PER MONTH SEWER CHARGE OVER A PERIOD OF 20 YEARS. PHASE II & III OF THE SEWER REHABILITATION PROGRAM IS PARTIALY FUNDED BY THE 2005, 2008, 2012, AND 2016 CAPITAL IMPROVEMENT PROGRAMS ALONG WITH A $1.96 MILLION EPA GRANT. PROJECT IS CURRENTLY IN PHASE III OF PROGRAM.

PERSONNEL

CLASSIFICATION	SALARY BI-WKLY	15/16	16/17	17/18
CIVIL ENGINEER	NU09	1	0	0
CIVIL ENGINEER	GE16	0	1	1
ASSOCIATE CIVIL ENGINEER	MG06	1	0	0
ASSOCIATE CIVIL ENGINEER	GE13	0	1	0
CONSTRUCTION INSP.	GE08	2	2	2
SURVEY TECHNICIAN	GE08	1	1	0
SURVEY PARTY CHIEF	GE09	0	0	1
CAD TECHNICIAN	GE07	1	1	1
UTILITY COORDINATOR	GE06	1	1	1
TOTAL		7	7	6

CAPITAL OUTLAY

ACCT NO.	ITEM	A/R	QTY	BUDGET AMOUNT
312	LATERAL INSPECTION CAMERA SYSTEM	R	1	13,000
312	½ TON TRUCK, REG CAB REVRB 2-3	R	2	64,844
312	TV CAMERA EQUIP / SOFTWARE	R	1	11,000
312	HIPER V NETWORK ROVER SURVEY EQUIPMENT	A	1	20,250
TOTAL				109,094

*SEWER REHAB FUNDED

FUNDING SOURCE

CLASSIFICATION	ADOPTED TOTAL 17/18	SEWER REHAB FD
PERSONNEL SERVICES	394,860	394,860
MATERIALS & SUPPLIES	71,300	71,300
OTHER SERVICES & CHARGES	203,300	203,300
CAPITAL OUTLAY	109,094	109,094
TOTAL DOLLARS	778,554	778,554

SUMMARY OF EXPENDITURES

DEPARTMENT: ENGINEERING ACTIVITY NO.: 37

DIVISION OR ACTIVITY: SEWER SYSTEM TECH DIV

ACCT. NO.	ACCOUNT TITLE	2015-2016 ACTUAL EXPENDITURES	2016-2017 ADOPTED BUDGET	2016-2017 EXPENDITURES ESTIMATE	2017-2018 ADOPTED BUDGET
	PERSONAL SERVICES				
101	SALARIES AND WAGES	331,244	341,550	300,476	283,379
102	DIFFERENTIAL/LEADMAN PAY	0	0	0	0
103	SICK LEAVE-PAY IN LIEU	0	0	6,715	3,100
104	CONTRACT LABOR	0	0	0	0
108	OVERTIME	248	2,000	543	1,500
110	UNEMPLOYMENT CONTRIBUTION	574	400	400	350
111	F.I.C.A.	22,858	24,120	20,906	20,340
112	WORKERS COMPENSATION	8,164	12,000	19,060	13,650
113	GROUP LIFE & HOSP	37,918	38,100	38,951	36,569
114	CITY RETIREMENT PLAN	33,433	34,810	31,156	29,032
118	LONGEVITY	6,083	6,550	6,833	6,940
		$440,522	$459,530	$425,040	$394,860
	MATERIALS AND SUPPLIES				
201	SUPPLIES, TOOLS, EQUIP	11,618	15,000	12,000	13,000
204	PETROLEUM PRODUCTS	2,323	3,000	2,544	3,500
211	REPAIR AND MAINTENANCE	6,513	11,000	8,000	10,000
212	CONTRACTUAL MAINTENANCE	42,180	43,200	40,000	42,500
214	MAINT MATERL-MOTIVE EQUIP	127	1,400	1,320	1,200
216	UNIFORM AND CLOTHING	1,114	1,300	800	1,100
		$63,875	$74,900	$64,664	$71,300
	OTHER SERVICES & CHARGES				
221	RENTAL, PUBL, PRINTING	381	1,500	2,100	5,500
231	PROF & TECHNICAL SERVICE	50,941	62,000	62,400	65,500
241	TELEPHONE & POSTAGE	2,604	5,000	5,000	4,500
251	INSURANCE	676	900	900	900
264	DUES & MEMBERSHIPS	0	0	0	0
265	TRAINING AND TRAVEL	5,827	6,500	6,500	6,500
279	OTHER EXPENSES	6,324	90,400	6,000	120,400
		$66,753	$166,300	$82,900	$203,300
	CAPITAL OUTLAY				
311	MOTIVE EQUIPMENT	0	0	0	0
312	MACHINERY & EQUIPMENT	41,120	0	0	109,094
		$41,120	$0	$0	$109,094
	DIVISION TOTALS	$612,270	$700,730	$572,604	$778,554

ENGINEERING

DIVISION: SEWER SYSTEM CONSTRUCTION — ACTIVITY NO. 38

FUNCTION

THIS DIVISION IS RESPONSIBLE FOR THE CONSTRUCTION OF THE WASTEWATER COLLECTION SYSTEM REHABILITATION/ REPLACEMENT AND EXPANSION PROJECTS. THIS DIVISION WAS ESTABLISHED IN JANUARY 1999.

COMMENTS

THIS DIVISION IS FUNDED FROM THE 2012 CAPITAL IMPROVEMENTS PROGRAM AND OKLAHOMA WATER RESOURCES BOARD LOAN FOR PHASE I OF THE SEWER REHABILITATION PROGRAM. THIS LOAN WILL BE REPAID BY A $2.35 PER MONTH SEWER CHARGE OVER A PERIOD OF 20 YEARS. PHASE II & III OF THE SEWER REHABILITATION PROGRAM IS PARTIALY FUNDED BY THE 2005, 2008, 2012 & 2016 CAPITAL IMPROVEMENT PROGRAMS ALONG WITH A $1.96 MILLION EPA GRANT. PROJECT IS CURRENTLY IN PHASE III OF PROGRAM.

PERSONNEL

CLASSIFICATION	SALARY BI-WKLY	15/16	16/17	17/18
ADMIN ASST III	GE08	0	1	1
CONSTRUCTION LN SUPERINTENDENT	NU07	1	0	0
CONSTRUCTION LN SUPERINTENDENT	GE13	0	1	0
CONSTRUCTION SUPERINTENDENT	GE14	0	0	1
FLD CONSTR SUPERVSR	NU04	1	0	0
FLD CONSTR SUPERVSR	GE09	0	1	1
AUTO MECHANIC	GE07	1	1	1
PRIN EQUIP OPERATOR	GE07	4	4	4
PW SCHEDULER	GE06	1	0	0
SR EQUIP OPERATOR	GE06	13	13	13
LABORER I	GE04	5	5	5
TOTAL		26	26	26

CAPITAL OUTLAY

NO.	ITEM	A/R	QTY	AMOUNT
312	*DUMP TRUCK 1 TON REVRB 9	R	1	41,553
312	EXCABATOR REVERB 5	R	1	63,860
312	*6" PORTABLE LIFT STATION WITH FLOAT CONTROL	A/R	1	47,000
312	BACKHOE W/ LOADERS REVRB 6 & 12	R	2	193,270
312	8X20 CARGO TRAILER	R	1	10,000
312	GENERATOR	A/R	2	6,000
TOTAL				361,683

TOTAL

*SEWER REHAB FUNDED

FUNDING SOURCE

CLASSIFICATION	ADOPTED TOTAL 17/18	SEWER REHAB FD
PERSONNEL SERVICES	1,512,254	1,512,254
MATERIALS & SUPPLIES	3,179,200	3,179,200
OTHER SERVICES & CHARGES	336,463	336,463
CAPITAL OUTLAY	361,683	361,683
TOTAL DOLLARS	5,389,600	5,389,600

SUMMARY OF EXPENDITURES

DEPARTMENT: ENGINEERING ACTIVITY NO.: 38
DIVISION OR ACTIVITY: SEWER SYS CONSTRUCTION DIV

ACCT. NO.	ACCOUNT TITLE	2015-2016 ACTUAL EXPENDITURES	2016-2017 ADOPTED BUDGET	2016-2017 EXPENDITURES ESTIMATE	2017-2018 ADOPTED BUDGET
	PERSONAL SERVICES				
101	SALARIES AND WAGES	835,144	1,000,225	796,569	879,278
102	DIFFERENTIAL/LEADMAN PAY	0	0	0	0
103	SICK LEAVE-PAY IN LIEU	113	0	26,014	5,000
104	CONTRACT LABOR	162,901	150,000	150,000	150,000
106	PART-TIME	0	0	0	0
108	OVERTIME	115,242	100,000	97,433	102,000
110	UNEMPLOYMENT CONTRIBUTION	2,132	1,200	1,200	1,250
111	F.I.C.A.	61,435	77,555	60,609	69,625
112	WORKERS COMPENSATION	38,543	52,000	14,168	26,500
113	GROUP LIFE & HOSP	132,995	183,556	140,982	176,277
114	CITY RETIREMENT PLAN	78,423	101,533	79,312	89,237
118	LONGEVITY	12,797	15,100	12,782	13,087
		$1,439,725	$1,681,169	$1,379,069	$1,512,254
	MATERIALS AND SUPPLIES				
201	SUPPLIES, TOOLS, EQUIP	70,993	97,500	85,000	88,000
204	PETROLEUM PRODUCTS	62,035	90,000	62,000	75,000
205	CHEMICALS	977	1,400	800	1,200
211	REPAIR AND MAINTENANCE	1,375,904	2,600,000	2,000,000	2,800,000
214	MAINT MATERL-MOTIVE EQUIP	152,718	210,000	155,000	200,000
216	UNIFORM AND CLOTHING	8,136	16,000	12,000	15,000
		$1,670,763	$3,014,900	$2,314,800	$3,179,200
	OTHER SERVICES & CHARGES				
221	RENTAL, PUBL, PRINTING	159,348	202,000	160,000	200,000
230	CONTINGENCY	0	100,000	100,000	100,000
231	PROF & TECHNICAL SERVICE	0	0	0	0
241	TELEPHONE & POSTAGE	3,674	7,000	4,000	5,063
248	ELECTRICITY & NAT GAS	11,278	17,500	13,000	15,000
264	DUES & MEMBERSHIPS	0	0	0	0
265	TRAINING AND TRAVEL	9,574	17,092	13,000	16,000
279	OTHER EXPENSES	0	400	400	400
		$183,874	$343,992	$290,400	$336,463
	CAPITAL OUTLAY				
311	MOTIVE EQUIPMENT	0	0	0	0
312	MACHINERY & EQUIPMENT	484,790	553,850	500,000	361,683
		$484,790	$553,850	$500,000	$361,683
	DIVISION TOTALS	$3,779,152	$5,593,911	$4,484,269	$5,389,600

ENGINERING

DIVISION: WASTEWATER COLLECTION — ACTIVITY NO. 74

FUNCTION

THIS DIVISION IS RESPONSIBLE FOR MAINTAINING THE WASTEWATER COLLECTION SYSTEM (APPROXIMATELY 500 MILES) TO INCLUDE EIGHT (8) WASTEWATER LIFT STATIONS. THIS DIVISION CONSTRUCTS, REPAIRS, REPLACES, AND PERFORMS PREVENTATIVE MAINTENANCE TO THE WASTEWATER COLLECTION SYSTEM. SERVICES ARE AVAILABLE ON A TWENTY-FOUR (24) HOUR BASIS.

COMMENTS

PERSONNEL

CLASSIFICATION	SALARY BI-WKLY	15/16	16/17	17/18
WW COLL. SUPT.	NU07	1	0	0
WW COLL. SUPT.	GE13	0	1	0
WW COLL. SUPT.	GE14	0	0	1
FIELD SUPERVISOR	NU04	1	0	0
FIELD SUPERVISOR	GE09	0	1	1
CONSTRUCTION INSPECTOR	GE08	1	1	1
PRIN EQUIP OPERATOR	GE07	2	2	2
SEWER LIFT STATION MECHANIC	GE07	1	1	0
SR EQUIP OPERATOR	GE06	9	9	9
UTILITY WKR/LABORER	GE04	1	0	0
TOTAL		16	15	14

CAPITAL OUTLAY

ACCT NO.	ITEM	A/R	QTY	BUDGET AMOUNT
*312	TRUCK CATCH BASIN VAC REVRB 32	R	1	372,618
*312	½ TON TRUCK EXT CAB REVRB 38	R	1	34,740
TOTAL				407,358

*ROLLING STOCK

FUNDING SOURCE

CLASSIFICATION	ADOPTED TOTAL 17/18	ENTERPRISE	ROLLING STOCK
PERSONNEL SERVICES	749,165	749,165	
MATERIALS & SUPPLIES	94,100	94,100	
OTHER SERVICES & CHARGES	30,288	30,288	
CAPITAL OUTLAY	407,358	0	407,358
TOTAL DOLLARS	1,280,911	873,553	407,358

SUMMARY OF EXPENDITURES

DEPARTMENT: ENGINEERING ACTIVITY NO.: 74
DIVISION OR ACTIVITY: WASTEWATER COLLECTION

ACCT. NO.	ACCOUNT TITLE	2015-2016 ACTUAL EXPENDITURES	2016-2017 ADOPTED BUDGET	2016-2017 EXPENDITURES ESTIMATE	2017-2018 ADOPTED BUDGET
	PERSONAL SERVICES				
101	SALARIES AND WAGES	492,161	528,425	474,894	464,546
102	DIFFERENTIAL/LEADMAN PAY	20,462	16,000	22,805	20,000
103	SICK LEAVE-PAY IN LIEU	1,096	0	4,042	2,000
104	CONTRACT LABOR	0	0	0	5,000
108	OVERTIME	76,129	27,000	59,414	48,000
110	UNEMPLOYMENT CONTRIBUTION	1,312	800	800	800
111	F.I.C.A.	39,752	40,670	37,190	38,626
112	WORKERS COMPENSATION	29,407	30,000	18,867	11,000
113	GROUP LIFE & HOSP	72,900	72,750	76,948	105,105
114	CITY RETIREMENT PLAN	47,784	54,293	46,466	47,149
118	LONGEVITY	13,402	14,500	14,871	6,939
		$794,405	$784,438	$756,297	$749,165
	MATERIALS AND SUPPLIES				
201	SUPPLIES, TOOLS, EQUIP	15,238	21,000	15,000	19,000
205	CHEMICALS	16,720	20,000	20,000	20,000
211	REPAIR AND MAINTENANCE	39,523	48,000	40,000	50,000
212	CONTRACTUAL MAINTENANCE	970	1,000	1,000	1,900
216	UNIFORM AND CLOTHING	2,477	3,400	2,200	3,200
		$74,928	$93,400	$78,200	$94,100
	OTHER SERVICES & CHARGES				
221	RENTAL, PUBL, PRINTING	3,245	3,000	1,200	2,800
231	PROF & TECHNICAL SERVICE	210	200	1,240	1,100
241	TELEPHONE & POSTAGE	2,165	2,200	2,200	2,488
248	ELECTRICITY & NAT GAS	20,007	25,400	20,000	22,000
264	DUES & MEMBERSHIPS	0	0	0	0
265	TRAINING AND TRAVEL	961	1,150	1,150	1,400
279	OTHER EXPENSES	200	500	300	500
		$26,788	$32,450	$26,090	$30,288
	CAPITAL OUTLAY				
312	MACHINERY & EQUIPMENT	0	111,026	110,000	407,358
		$0	$111,026	$110,000	$407,358
	DIVISION TOTALS	$896,121	$1,021,314	$970,587	$1,280,911

ENGINEERING

DIVISION: WASTEWATER MAINTENANCE — ACTIVITY NO. 86

FUNCTION

THIS DIVISION IS PARTIALLY SUPPORTED BY A CHARGE ON SERVICE BILLS BASED ON WATER CONSUMPTION. BASE CHARGE OF $10.50 COVERS FIRST 2,000 GALLONS WITH EACH ADDITIONAL 1,000 GALLONS A $1.29, CAPPING AT 12,000 GALLONS PER MONTH. THE WASTEWATER MAINTENANCE PROGRAM INCLUDES A SYSTEM WIDE CLEANING OF THE WASTEWATER COLLECTION SYSTEM ON A BASIN-BY-BASIN BASIS IN AN ATTEMPT TO ELIMINATE UNAUTHORIZED DISCHARGES RESULTING FROM TEMPORARY BLOCKAGES SUCH AS GREASE AND ROOTS. THE CLEANING AND MAINTENANCE PROGRAM WILL UTILIZE STANDARD CLEANING EQUIPMENT SUCH AS VACTOR FLUSH TRUCK UNITS, WATER JETS, ROOT CUTTERS, EASEMENT RODDERS, ETC.

COMMENTS

PERSONNEL

CLASSIFICATION	SALARY BI-WKLY	15/16	16/17	17/18
FIELD SUPERVISOR	NU04	1	0	0
FIELD SUPERVISOR	GE09	0	1	1
PRIN EQUIP OPERATOR	GE07	4	4	4
PW SCHEDULER	GE06	1	1	1
SR EQUIP OPERATOR	GE06	4	3	3
ADMIN ASST I	GE04	0	1	1
SENIOR CLERICAL ASST.	GE04	1	0	0
TOTAL		11	10	10

CAPITAL OUTLAY

ACCT NO.	ITEM	A/R	QTY	BUDGET AMOUNT

FUNDING SOURCE

CLASSIFICATION	ADOPTED TOTAL 17/18	GENERAL	WASTEWATER MAINTENANCE	ROLLING STOCK
PERSONNEL SERVICES	499,114	381,114	118,000	
MATERIALS & SUPPLIES	91,500	91,500		
OTHER SERVICES & CHARGES	1,750	1,750		
CAPITAL OUTLAY	0	0	0	
TOTAL DOLLARS	592,364	474,364	118,000	

SUMMARY OF EXPENDITURES

DEPARTMENT: ENGINEERING ACTIVITY NO.: 86

DIVISION OR ACTIVITY: WASTEWATER MAINTENANCE

ACCT. NO.	ACCOUNT TITLE	2015-2016 ACTUAL EXPENDITURES	2016-2017 ADOPTED BUDGET	2016-2017 EXPENDITURES ESTIMATE	2017-2018 ADOPTED BUDGET
	PERSONAL SERVICES				
101	SALARIES AND WAGES	295,058	323,045	295,971	330,117
102	DIFFERENTIAL/LEADMAN PAY	223	500	3,637	1,500
103	SICK LEAVE-PAY IN LIEU	59	0	1,890	1,800
104	CONTRACT LABOR	0	0	0	5,000
108	OVERTIME	17,066	6,000	22,944	18,000
110	UNEMPLOYMENT CONTRIBUTION	902	500	500	500
111	F.I.C.A.	20,784	23,012	21,565	24,549
112	WORKERS COMPENSATION	8,144	12,000	406	4,500
113	GROUP LIFE & HOSP	54,232	65,050	57,680	77,083
114	CITY RETIREMENT PLAN	27,813	32,702	29,353	33,289
118	LONGEVITY	4,967	3,970	6,787	2,776
		$429,248	$466,779	$440,733	$499,114
	MATERIALS AND SUPPLIES				
201	SUPPLIES, TOOLS, EQUIP	15,832	21,000	20,500	20,000
205	CHEMICALS	12,338	13,000	13,000	13,000
211	REPAIR AND MAINTENANCE	37,028	58,000	52,000	56,000
216	UNIFORM AND CLOTHING	2,960	2,618	1,800	2,500
		$68,158	$94,618	$87,300	$91,500
	OTHER SERVICES & CHARGES				
221	RENTAL, PUBL, PRINTING	68	1,600	600	1,000
231	PROF & TECHNICAL SERVICE	0	0	0	0
241	TELEPHONE & POSTAGE	0	0	0	0
264	DUES & MEMBERSHIPS	0	0	0	0
265	TRAINING AND TRAVEL	786	752	600	750
		$854	$2,352	$1,200	$1,750
	CAPITAL OUTLAY				
310	LEASE PURCHASE AGREEMENT	0	0	0	0
312	MACHINERY & EQUIPMENT	2,548	23,410	23,410	0
		$2,548	$23,410	$23,410	$0
	DIVISION TOTALS	$500,808	$587,159	$552,643	$592,364

City of Lawton Organization Chart
FY 17-18

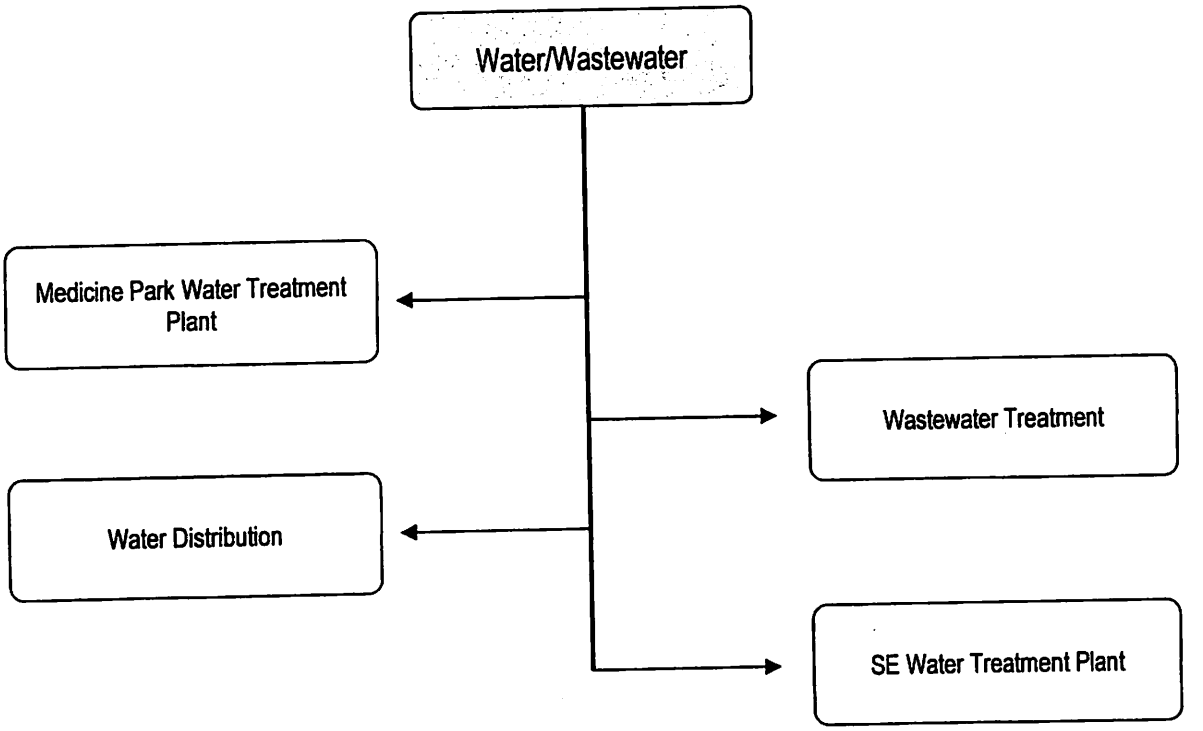

WATER/WASTEWATER

DIVISION: SOUTHEAST WATER TREATMENT PLANT ACTIVITY NO. 84

FUNCTION

THIS DIVISION IS RESPONSIBLE FOR PROVIDING SAFE DRINKING WATER FOR THE RESIDENTS OF LAWTON-FT SILL AND SURROUNDING AREA IN ACCORDANCE WITH THE FEDERAL SAFE DRINKING WATER ACT, OKLAHOMA DEPARTMENT OF ENVIRONMENTAL QUALITY (ODEQ) AND THE ENVIRONMENTAL PROTECTION AGENCY (EPA) REGULATION. THE PRIMARY ACTIVITIES INCLUDES MANAGING THE OPERATION AND MAINTENANCE OF ONE WATER RESERVOIR TO INCLUDE WATERSHED MONITORING, GATE OPERATION IN ACCORDANCE WITH POLICY, MANAGING WATER LEVEL BY PUMPING FROM ONE RESERVOIR TO THE OTHER, MANAGING THE PUMP STATION FOR THIS PURPOSE, OPERATING A 10 MGD WATER TREATMENT PLANT WITH ASSOCIATED PROCESSES AND EQUIPMENTS, OPERATION OF FINISHED WATER PUMP STATION, OPERATING A CHEMICAL BOOSTER STATION, AND OPERATION OF STATE APPROVED LABORATORY THAT OPERATES WITHIN GUIDELINES OF EPA AND ODEQ AND PERFORMS 3,700 MONTHLY ANALYSIS. THE LABORATORY MONITORS, RECORDS AND REPORTS ON PROCESS WATER QUALITY AS WELL AS FINISHED WATER QUALITY. THE LABORATORY PREPARES THE ANNUAL WATER QUALITY REPORT AND MAILS IT TO ALL WATER CUSTOMERS. SERVIS IN THIS DIVISION IS AVAILABLE 24 HOURS 7 DAYS PER WEEK.

COMMENTS

THE BUDGET INCLUDES PROVISIONS FOR TREATING AN ANNUAL AVERAGE DAILY FLOW OF 5 MILLION GALLONS PER DAY. THE COST OF ANALYSIS AND THE PERMIT FEES FOR THE EXISITING REQUIREMENTS ARE BUDGETED IN 231 ACCOUNT. DELETE ONE ADMINISTRATIVE ASSISTANT POSITION. RECLASSIFIED MAINTENANCE TECH POSITION TO GE08.

PERSONNEL

CLASSIFICATION	SALARY BI-WKLY	15/16	16/17	17/18
WATER/WASTEWATER DIRECTOR	E3	1	1	1
WATER PLANT LINE SUPV	NU06	1	0	0
WATER PLANT LINE SUPV	GE12	0	1	1
INSTRUMENTATION TECH	GE10	1	1	1
WTR PLANT OPERATOR	GE07	6	6	6
MAINTENANCE TECH	GE07	1	1	0
MAINTENANCE TECH	GE08	0	0	1
LAB TECHNICIAN	GE07	1	1	1
ADMIN ASST	NU03	1	0	0
TOTAL		12	11	11

CAPITAL OUTLAY

ACCT NO.	ITEM	A/R	QTY	BUDGET AMOUNT

FUNDING SOURCE

CLASSIFICATION	ADOPTED TOTAL 17/18	ENTERPRISE
PERSONNEL SERVICES	681,742	681,742
MATERIALS & SUPPLIES	686,500	686,500
OTHER SERVICES & CHARGES	269,500	269,500
CAPITAL OUTLAY	0	0
TOTAL DOLLARS	1,637,742	1,637,742

SUMMARY OF EXPENDITURES

DEPARTMENT: WATER AND WASTEWATER ACTIVITY NO.: 84
DIVISION OR ACTIVITY: SE WATER TREATMENT PLANT

ACCT. NO.	ACCOUNT TITLE	2015-2016 ACTUAL EXPENDITURES	2016-2017 ADOPTED BUDGET	2016-2017 EXPENDITURES ESTIMATE	2017-2018 ADOPTED BUDGET
	PERSONAL SERVICES				
101	SALARIES AND WAGES	462,143	468,815	471,917	489,755
102	DIFFERENTIAL/LEADMAN PAY	23,754	19,500	26,654	20,000
103	SICK LEAVE-PAY IN LIEU	164	1,500	3,464	2,500
104	CONTRACT LABOR	0	0	0	0
105	MAYOR & COUNCIL SALARIES	0	0	0	0
108	OVERTIME	11,548	8,000	15,399	10,000
110	UNEMPLOYMENT CONTRIBUTION	902	525	525	500
111	F.I.C.A.	34,195	34,768	35,279	36,871
112	WORKERS COMPENSATION	1,738	2,100	2,100	2,000
113	GROUP LIFE & HOSP	59,229	57,000	65,725	67,440
114	CITY RETIREMENT PLAN	45,531	47,032	47,311	48,976
118	LONGEVITY	0	0	0	0
119	HOLIDAY PAY	3,512	3,700	4,860	3,700
197	EDUCATIONAL INCENTIVE	0	0	0	0
		$642,716	$642,940	$673,234	$681,742
	MATERIALS AND SUPPLIES				
201	SUPPLIES, TOOLS, EQUIP	14,561	15,330	14,700	15,000
204	PETROLEUM PRODUCTS	0	0	0	0
205	CHEMICALS	439,519	540,000	520,000	550,000
211	REPAIR AND MAINTENANCE	71,204	100,000	95,000	100,000
212	CONTRACTUAL MAINTENANCE	2,913	23,000	18,000	20,000
214	MAINT MATERL-MOTIVE EQUIP	0	0	0	0
216	UNIFORM AND CLOTHING	1,091	1,500	1,400	1,500
		$529,288	$679,830	$649,100	$686,500
	OTHER SERVICES & CHARGES				
221	RENTAL, PUBL, PRINTING	975	1,500	1,100	1,500
230	CONTINGENCY	0	0	0	0
231	PROF & TECHNICAL SERVICE	29,539	33,100	33,100	35,000
241	TELEPHONE & POSTAGE	7,512	6,000	6,000	5,000
248	ELECTRICITY & NAT GAS	182,084	248,000	220,000	225,000
251	INSURANCE	0	0	0	0
264	DUES & MEMBERSHIPS	0	0	0	0
265	TRAINING AND TRAVEL	855	2,000	1,800	3,000
278	CDBG CONTINGENCY	0	0	0	0
279	OTHER EXPENSES	0	0	0	0
299	M&O EXPNS TO OTHER FUNDS	0	0	0	0
		$220,965	$290,600	$262,000	$269,500
	CAPITAL OUTLAY				
310	LEASE PURCHASE AGREEMENT	0	0	0	0
311	MOTIVE EQUIPMENT	0	0	0	0
312	MACHINERY & EQUIPMENT	0	0	0	0
321	CONSTRC, IMPRVMNT, ADDTN	0	0	0	0
		$0	$0	$0	$0
	DIVISION TOTALS	$1,392,969	$1,613,370	$1,584,334	$1,637,742

WATER/WASTEWATER

DIVISION: MEDICINE PARK WATER TREATMENT PLANT — ACTIVITY NO. 75

FUNCTION

THIS DIVISION IS RESPONSIBLE FOR PROVIDING SAFE DRINKING WATER FOR THE RESIDENTS OF LAWTON-FORT SILL AND SURROUNDING AREA IN ACCORDANCE WITH THE FEDERAL ENVIRONMENTAL QUALITY (ODEQ) AND THE ENVIRONMENTAL PROTECTION AGENCY (EPA) REGULATIONS. THE PRIMARY ACTIVITIES INCLUDES MANAGING THE OPERATION AND MAINTENANCE OF 1 WATER RESERVOIR, TO INCLUDE WATER SHED MONITORING, GATE OPERATION IN ACCORDINCE WITH POLICY, MANAGING WATER LEVE BY MANAGING THE TRANSMISSION LINE FOR THIS PURPOSE, A 40 MGD WATER TREATMENT PLANT WITH ASSOCIATED PROCESSES AND EQUIPMNETS, SLUDGE LAGOON OPERAION AND DISPOSAL OF RESIDUE, OPERATION OF FINISHED WATER PUMP STATION, AND OPERATION OF STATE APPROVED LABORATORY THAT OPERATES WITHIN GUIDELINES OF EPA AND ODEQ, AND PERFORMS 5,500 ANALYSIS ON MONTHLY BASIS. THE LABORATORY MONITORS, RECORDS, AND REPORTS THE STATUS OF PROCESS INTEGRITY AS WELL AS FINISHED WATER QUALITY. THE LABORATORY PREPARES THE ANNUAL WATER QUALITY REPORT AND DELIVERS IT TO ALL WATER CUSTOMERS. SERVIE IN THIS DIVISION IS AVAILABLE 24 HOURS 7 DAYS / WEEK.

COMMENTS

THE BUDGET INCLUDES THE PROVISIONS FOR TREATING AN ANNUAL AVERAGE DAILY FLOW OF 15 MILLION GALLONS PER DAY. THE COST OF ANALYSIS AND THE PERMIT FEES FOR THE EXISTING REQUIREMENTS ARE BUDGETED IN 231 ACCOUNT. RECLASSIFIED (2) MAINTENANCE TECH POSITIONS TO GE08

PERSONNEL

CLASSIFICATION	SALARY BI-WKLY	15/16	16/17	17/18
WATER PLANT SUPT.	NU08	1	0	0
WATER PLANT SUPT.	GE15	0	1	1
CHIEF CHEMIST	NU07	1	0	0
CHIEF CHEMIST	GE14	0	1	1
WATER PLANT LINE SUPV	NU06	1	0	0
WATER PLANT LINE SUPV	GE12	0	1	1
WTR PLANT OPERATOR	GE07	7	7	7
MAINTENANCE TECH	GE07	3	3	0
MAINTENANCE TECH	GE08	0	0	3
LAB TECHNICIAN	GE07	1	1	1
ADMIN ASST 1	GE04	1	1	1
TOTAL		15	15	15

CAPITAL OUTLAY

ACCT NO.	ITEM	A/R	QTY	BUDGET AMOUNT
312	TURBIDITY ANALYZERS	R	8	35,200
*312	ZT DECK RIDING MOWER REVRB 20	R	1	8,694
*312	½ TON TRUCK REVRB 28	R	1	31,545
312	TOC ANALYZERS	R	1	36,000
TOTAL				111,439

*ROLLING STOCK

FUNDING SOURCE

CLASSIFICATION	ADOPTED TOTAL 17/18	ENTERPRISE	ROLLING STOCK
PERSONNEL SERVICES	770,379	770,379	
MATERIALS & SUPPLIES	1,761,000	1,761,000	
OTHER SERVICES & CHARGES	503,000	503,000	
CAPITAL OUTLAY	111,439	71,200	40,239
TOTAL DOLLARS	3,145,818	3,105,579	40,239

SUMMARY OF EXPENDITURES

DEPARTMENT: WATER AND WASTEWATER ACTIVITY NO.: 75
DIVISION OR ACTIVITY: MEDICINE PARK WTP

ACCT. NO.	ACCOUNT TITLE	2015-2016 ACTUAL EXPENDITURES	2016-2017 ADOPTED BUDGET	2016-2017 EXPENDITURES ESTIMATE	2017-2018 ADOPTED BUDGET
	PERSONAL SERVICES				
101	SALARIES AND WAGES	488,598	542,723	516,450	543,296
102	DIFFERENTIAL/LEADMAN PAY	20,379	17,000	21,671	20,000
103	SICK LEAVE-PAY IN LIEU	6	500	3,800	1,500
104	CONTRACT LABOR	0	0	0	0
108	OVERTIME	9,778	12,000	3,639	5,782
110	UNEMPLOYMENT CONTRIBUTION	1,230	675	675	1,350
111	F.I.C.A.	34,658	40,102	35,219	40,005
112	WORKERS COMPENSATION	2,647	7,000	0	3,000
113	GROUP LIFE & HOSP	75,772	81,500	91,447	93,855
114	CITY RETIREMENT PLAN	47,960	54,562	52,047	54,885
118	LONGEVITY	2,250	2,400	2,578	5,553
119	HOLIDAY PAY	4,694	4,150	4,495	1,153
		$687,972	$762,612	$732,021	$770,379
	MATERIALS AND SUPPLIES				
201	SUPPLIES, TOOLS, EQUIP	18,586	22,500	22,500	23,000
205	CHEMICALS	1,029,865	1,285,000	1,292,855	1,300,000
211	REPAIR AND MAINTENANCE	105,377	420,000	410,000	420,000
212	CONTRACTUAL MAINTENANCE	3,000	15,000	3,000	15,000
216	UNIFORM AND CLOTHING	1,983	2,400	2,200	3,000
		$1,158,811	$1,744,900	$1,730,555	$1,761,000
	OTHER SERVICES & CHARGES				
221	RENTAL, PUBL, PRINTING	7,791	9,257	8,000	8,500
231	PROF & TECHNICAL SERVICE	82,726	88,000	85,000	86,000
241	TELEPHONE & POSTAGE	15,754	18,500	18,500	18,500
248	ELECTRICITY & NAT GAS	338,779	365,000	365,000	365,000
264	DUES & MEMBERSHIPS	0	0	0	0
265	TRAINING AND TRAVEL	1,520	4,000	4,000	2,000
279	OTHER EXPENSES	12,284	22,000	19,000	23,000
		$458,854	$506,757	$499,500	$503,000
	CAPITAL OUTLAY				
311	MOTIVE EQUIPMENT	0	0	0	0
312	MACHINERY & EQUIPMENT	0	0	0	111,439
321	CONSTRC, IMPRVMNT, ADDTN	0	0	0	0
		$0	$0	$0	$111,439
	DIVISION TOTALS	$2,305,637	$3,014,269	$2,962,076	$3,145,818

WATER/WASTEWATER

DIVISION: WASTEWATER TREATMENT PLANT — ACTIVITY NO. 76

FUNCTION

THIS DIVISION IS RESPONSIBLE FOR TREATING DOMESTIC AND INDUSTRIAL WASTEWATER AND THE OPERATIONOF THE PRETREATMENT PROGRAM IN ACCORDANCE WITH CLEAN WATER ACT AND NATIONAL POLUTION DISCHARGE ELIMINATION SYSTEM (NPDES) AS WELL AS STANDARS SET BY THE OKLAHOMA DEPARTMENT OF ENVIRONMENTAL QUALITY (ODEQ) AND THE ENVIRONMENTAL PROTECTION AGENCY (EPA). THE PRIMARY FUNCTIONS OF THIS DIVISION IS TO OPERATE THE WASTEWATER TREATMENT PLANT, MAINTENANCE OF EQUIPMENTS, DISPOSAL OF SLUDGE IN ACCORDINANCE WITH THE APPLICABLE REQUIREMENTS, OPERATIONG THE LABORATORY THAT MONITORS THE PROCESS PERFORMANCE AS WELL AS REGULATORY ANALYSIS, PROVIDES MONTHLY REPORT TO DEQ. THIS LABORATORY PERFORMS APPROXIMATELY 9,800 TESTS PER MONTH. THE PRETREATMENT PROGRAM REGULATES THE DISCHARGE OF INDUSTRIAL AND COMMERCIAL WASTEWATER TO THE COLLECTION SYSTEM THAT CAN HAVE A REGULATORY EFFECT ON PROCESS OF THE WASTEWATER SYSTEM. THIS PLANT OPERATES 24 HOURS PER DAY.

COMMENTS

*INDUSTRIAL PRETREATMENT INSPECTOR IS HALF FUNDED BY SEWER REHAB FUNDS. DELETE ONE MAINTENANCE TECH POSITION. RECLASSIFIED MAINTENANCE TECH POSITIONS TO GE08. COMBINED THE RESPONSIBILITIES OF THE PRETREATMENT INSPECTOR AND OPERATOR, REDUCED THE WORKFORCE BY ONE FTE.

PERSONNEL

CLASSIFICATION	SALARY BI-WKLY	15/16	16/17	17/18
WWTP SUPERINTENDENT	NU08	1	0	0
WWTP SUPERINTENDENT	GE15	0	1	1
CHIEF CHEMIST	NU07	1	0	0
CHIEF CHEMIST	GE14	0	1	1
INDUSTR. PRETRT OFCR	MG06	1	0	0
INDUSTR. PRETRT OFCR	GE13	0	1	1
WASTEWATER PLANT LINE SUPV	NU06	1	0	0
WASTEWATER PLANT LINE SUPV	GE12	0	1	1
INSTRUMENTATION TECH	GE10	1	1	1
MAINTENANCE SUPV	NU06	1	0	0
MAINTENANCE SUPV	GE12	0	1	1
*INDUSTR PRETRT INSPEC	GE08	1	1	1
LAB TECHNICIAN	GE07	1	1	1
WWTP OPERATOR	GE07	12	12	11
MAINTENANCE TECH	GE07	5	4	0
MAINTENANCE TECH	GE08	0	0	4
TOTAL		25	24	23
PART TIME				
CLERICAL ASST (20HR)	GE03	0	1	1

CAPITAL OUTLAY

ACCT NO.	ITEM	A/R	QTY	BUDGET AMOUNT
312	GAS POWERED WELDER	R	1	15,000
*312	½ TON TRUCK REVRB 36	R	1	21,195
312	GAS POWERED WELDER	R	1	5,000
TOTAL				41,195

*ROLLING STOCK

FUNDING SOURCE

CLASSIFICATION	ADOPTED TOTAL 17/18	ENTERPRISE	SEWER REHAB	ROLLING STOCK
PERSONNEL SERVICES	1,384,625	1,384,625		
MATERIALS & SUPPLIES	706,000	706,000		
OTHER SERVICES & CHARGES	456,000	456,000		
CAPITAL OUTLAY	41,195	20,000		21,195
TOTAL DOLLARS	2,587,820	2,566,625		21,195

SUMMARY OF EXPENDITURES

DEPARTMENT: WATER AND WASTEWATER ACTIVITY NO.: 76
DIVISION OR ACTIVITY: WASTEWATER TREATMENT PLNT

ACCT. NO.	ACCOUNT TITLE	2015-2016 ACTUAL EXPENDITURES	2016-2017 ADOPTED BUDGET	2016-2017 EXPENDITURES ESTIMATE	2017-2018 ADOPTED BUDGET
	PERSONAL SERVICES				
101	SALARIES AND WAGES	860,225	894,880	870,045	964,093
102	DIFFERENTIAL/LEADMAN PAY	32,253	28,000	31,868	28,000
103	SICK LEAVE-PAY IN LIEU	1,151	3,500	12,740	4,500
104	CONTRACT LABOR	12,295	15,000	0	0
106	PART-TIME	5,380	11,028	849	0
108	OVERTIME	34,726	30,000	36,313	34,000
110	UNEMPLOYMENT CONTRIBUTION	2,050	1,100	1,100	1,100
111	F.I.C.A.	64,736	67,732	64,226	72,564
112	WORKERS COMPENSATION	26,707	40,000	19,178	29,500
113	GROUP LIFE & HOSP	133,969	136,500	129,119	138,515
114	CITY RETIREMENT PLAN	88,931	89,900	87,128	97,222
118	LONGEVITY	2,935	620	2,700	8,131
119	HOLIDAY PAY	8,512	7,255	6,700	7,000
		$1,273,870	$1,325,515	$1,261,966	$1,384,625
	MATERIALS AND SUPPLIES				
201	SUPPLIES, TOOLS, EQUIP	74,626	91,600	91,600	92,000
205	CHEMICALS	277,742	288,800	288,800	290,000
211	REPAIR AND MAINTENANCE	263,945	300,000	300,000	302,000
212	CONTRACTUAL MAINTENANCE	7,181	6,945	6,945	7,000
216	UNIFORM AND CLOTHING	9,964	15,900	15,000	15,000
		$633,458	$703,245	$702,345	$706,000
	OTHER SERVICES & CHARGES				
221	RENTAL, PUBL, PRINTING	10,299	10,293	10,293	11,000
231	PROF & TECHNICAL SERVICE	71,578	63,650	63,650	62,000
241	TELEPHONE & POSTAGE	7,204	9,730	8,500	9,000
248	ELECTRICITY & NAT GAS	298,745	370,000	370,000	370,000
264	DUES & MEMBERSHIPS	0	0	0	0
265	TRAINING AND TRAVEL	2,905	3,526	3,500	4,000
279	OTHER EXPENSES	0	0	0	0
		$390,731	$457,199	$455,943	$456,000
	CAPITAL OUTLAY				
311	MOTIVE EQUIPMENT	0	0	0	0
312	MACHINERY & EQUIPMENT	1,805	10,000	10,000	41,195
321	CONSTRC, IMPRVMNT, ADDTN	0	0	0	0
		$1,805	$10,000	$10,000	$41,195
	DIVISION TOTALS	$2,299,864	$2,495,959	$2,430,254	$2,587,820

WATER/WASTEWATER

DIVISION: WATER DISTRIBUTION — ACTIVITY NO. 78

FUNCTION

THIS DIVISION IS RESPONSIBLE FOR OPERATING AND MAINTAINING THE DISTRIBUTION SYSTEM THAT IS COMPRISED OF 700 MILES OF PIPELINES VARYING IN SIZE AND PRESSURE, REPAIRING AND REPLACING THOSE LINES, ALL VALVES AND FIRE HYDRANTS, AS WELL AS OPERATING THREE PUMP STATIONS, SIX WATER STORAGE TANKS AND OPERATION OF DISTRIBUTION SCADA THAT IS RESPONSIBLE FOR REPORTING AND CONTROLLING THOSE PUMP STATIONS AND STORAGE TANKS. THIS DIVISION OPERATES 24 HOURS PER DAY.

COMMENTS

THE COST OF ANALYSIS AND THE PERMIT FEES FOR THE EXISITING REQUIREMENTS ARE BUDGETED IN 231 ACCOUNT.

PERSONNEL

CLASSIFICATION	SALARY BI-WKLY	15/16	16/17	17/18
WATER DISTR. SUPT	NU07	1	0	0
WATER DISTR. SUPT	GE15	0	1	1
FIELD SUPERVISOR	NU04	2	0	0
FIELD SUPERVISOR	GE09	0	2	2
PUMP STAT. MECHANIC	GE07	1	1	1
PRIN EQUIP OPERATOR	GE07	8	8	8
P W SCHEDULER	GE06	1	1	1
METER TECHNICIAN	GE06	1	1	1
SR EQUIP OPERATOR	GE06	9	9	9
UTILITY WKR/LABORER	GE04	3	0	0
LABORER I	GE04	3	2	2
DISPATCHER (P WRKS)	GE03	1	1	1
TOTAL		27	26	26

CAPITAL OUTLAY

ACCT NO.	ITEM	A/R	QTY	BUDGET AMOUNT
312	PORTABLE SAWS	R	4	7,800
*312	DUMP TRUCK 5-6 CY REVRB 27 & 34	A	2	187,408
*312	HAMMER, HYDRAULIC REVRB 31	R	1	144,812
TOTAL				340,020

*ROLLING STOCK

FUNDING SOURCE

CLASSIFICATION	ADOPTED TOTAL 17/18	ENTERPRISE	ROLLING STOCK
PERSONNEL SERVICES	1,365,208	1,365,208	
MATERIALS & SUPPLIES	466,000	466,000	
OTHER SERVICES & CHARGES	227,390	227,390	
CAPITAL OUTLAY	340,020	7,800	332,220
TOTAL DOLLARS	2,398,618	2,066,398	332,220

SUMMARY OF EXPENDITURES

DEPARTMENT: WATER AND WASTEWATER ACTIVITY NO.: 78
DIVISION OR ACTIVITY: WATER DISTRIBUTION

ACCT. NO.	ACCOUNT TITLE	2015-2016 ACTUAL EXPENDITURES	2016-2017 ADOPTED BUDGET	2016-2017 EXPENDITURES ESTIMATE	2017-2018 ADOPTED BUDGET
	PERSONAL SERVICES				
101	SALARIES AND WAGES	826,036	891,198	796,400	895,315
102	DIFFERENTIAL/LEADMAN PAY	25,287	22,000	25,693	23,500
103	SICK LEAVE-PAY IN LIEU	6	4,000	19,989	10,000
104	CONTRACT LABOR	0	0	0	0
108	OVERTIME	86,577	88,000	91,297	88,000
110	UNEMPLOYMENT CONTRIBUTION	2,214	1,350	1,350	1,200
111	F.I.C.A.	62,568	71,210	62,601	72,673
112	WORKERS COMPENSATION	51,827	55,000	40,597	46,000
113	GROUP LIFE & HOSP	136,261	155,326	126,701	126,781
114	CITY RETIREMENT PLAN	82,010	91,205	79,639	84,290
118	LONGEVITY	15,699	16,853	17,235	17,449
119	HOLIDAY PAY	0	0	0	0
		$1,288,485	$1,396,142	$1,261,502	$1,365,208
	MATERIALS AND SUPPLIES				
201	SUPPLIES, TOOLS, EQUIP	22,375	29,000	27,000	26,000
205	CHEMICALS	223	20,000	8,500	15,000
211	REPAIR AND MAINTENANCE	350,023	415,000	415,000	415,000
216	UNIFORM AND CLOTHING	7,097	11,000	9,500	10,000
		$379,718	$475,000	$460,000	$466,000
	OTHER SERVICES & CHARGES				
221	RENTAL, PUBL, PRINTING	2,255	4,000	4,000	4,000
231	PROF & TECHNICAL SERVICE	630	4,000	2,500	4,000
241	TELEPHONE & POSTAGE	3,404	3,200	3,200	3,190
248	ELECTRICITY & NAT GAS	165,083	210,000	215,000	210,000
264	DUES & MEMBERSHIPS	0	0	0	0
265	TRAINING AND TRAVEL	1,315	5,000	3,000	5,000
279	OTHER EXPENSES	50	1,200	1,200	1,200
		$172,737	$227,400	$228,900	$227,390
	CAPITAL OUTLAY				
311	MOTIVE EQUIPMENT	0	0	0	0
312	MACHINERY & EQUIPMENT	4,384	128,725	128,725	340,020
321	CONSTRC, IMPRVMNT, ADDTN	0	0	0	0
		$4,384	$128,725	$128,725	$340,020
	DIVISION TOTALS	$1,845,324	$2,227,267	$2,079,127	$2,398,618

City of Lawton Organization Chart
FY 17-18

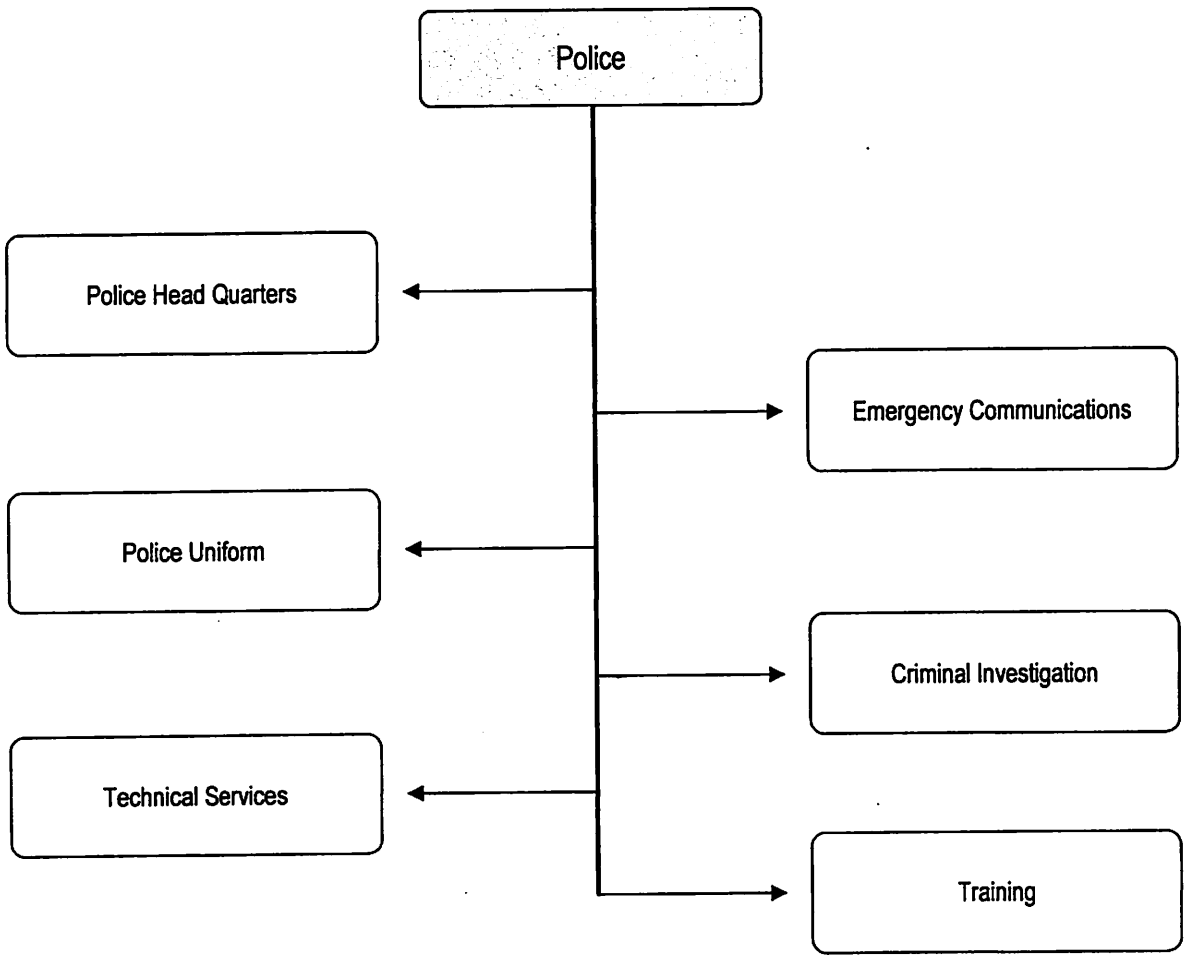

POLICE

DIVISION: POLICE HEADQUARTERS — ACTIVITY NO. 65

FUNCTION

THIS DIVISION CONSISTS OF THE POLICE CHIEF, ASSISTANT CHIEF OF POLICE, 2 DEPUTY CHIEFS OF POLICE, CRIME STOPPERS, PROFESSIONAL STANDARDS OFFICERS, AND SPECIAL OPERATIONS.

COMMENTS

ACCOUNT 279, OTHER EXPENSES, WILL PROVIDE FUNDS TO TRANSFER AUCTION PROCEEDS TO THE CRIMESTOPPER PROGRAM.
ACCOUNT 265, CONTAINS ALL TRAVEL FOR THE POLICE DEPARTMENT
FUND 79 – CONTAINS ALL TRAINING AS COVERED BY CITATION FUND.

PERSONNEL

CLASSIFICATION	SALARY BI-WKLY	15/16	16/17	17/18
POLICE CHIEF	E3	1	1	1
ASSISTANT CHIEF OF POLICE	NU11	1	0	0
ASSISTANT CHIEF OF POLICE	GE19	0	1	1
POLICE DEPUTY CHIEF	PD27-30	2	2	2
LIEUTENANT	PD18-PD21	1	1	1
POLICE OFC./SERGEANT	PD12-PD15	9	9	9
ADMINISTRATIVE ASSIST	NU03	1	0	0
ADMIN ASST III	GE08	0	1	1
CAPTAIN	PD23-PD26	1	1	1
*CRIME ANALYST		0	1	1
TOTAL		16	17	17

- FUNDED BY GRANT

CAPITAL OUTLAY

ACCT NO.	ITEM	A/R	QTY	BUDGET AMOUNT

FUNDING SOURCE

CLASSIFICATION	ADOPTED TOTAL 17/18	GENERAL	GENERAL FUND GRANT	POLICE TRAINING FUND
PERSONNEL SERVICES	1,492,625	1,486,305	6,320	
MATERIALS & SUPPLIES	28,800	28,800		
OTHER SERVICES & CHARGES	81,258	24,938		56,320
CAPITAL OUTLAY	0	0	0	0
TOTAL DOLLARS	1,602,683	1,540,043	6,320	56,320

SUMMARY OF EXPENDITURES

DEPARTMENT: POLICE ACTIVITY NO.: 65

DIVISION OR ACTIVITY: POLICE HEADQUARTERS

ACCT. NO.	ACCOUNT TITLE	2015-2016 ACTUAL EXPENDITURES	2016-2017 ADOPTED BUDGET	2016-2017 EXPENDITURES ESTIMATE	2017-2018 ADOPTED BUDGET
	PERSONAL SERVICES				
101	SALARIES AND WAGES	1,101,018	1,097,942	1,126,080	1,099,014
102	DIFFERENTIAL/LEADMAN PAY	3,931	4,300	855	2,000
103	SICK LEAVE-PAY IN LIEU	18,170	29,000	44,235	25,000
108	OVERTIME	26,943	35,000	31,530	33,000
110	UNEMPLOYMENT CONTRIBUTION	1,312	800	1,320	1,330
111	F.I.C.A.	31,698	35,638	33,340	33,648
112	WORKERS COMPENSATION	5,529	5,000	4,500	6,500
113	GROUP LIFE & HOSP	76,879	86,913	105,245	111,246
114	CITY RETIREMENT PLAN	26,174	29,235	30,530	29,897
116	POLICE PENSION PLAN	103,849	118,181	104,250	106,518
118	LONGEVITY	24,191	23,500	23,500	18,527
119	HOLIDAY PAY	21,883	33,250	22,000	25,945
		$1,441,577	$1,498,759	$1,527,385	$1,492,625
	MATERIALS AND SUPPLIES				
201	SUPPLIES, TOOLS, EQUIP	3,718	4,800	4,800	3,800
211	REPAIR AND MAINTENANCE	2,440	1,000	1,000	1,000
216	UNIFORM AND CLOTHING	9,196	24,400	24,400	24,000
		$15,354	$30,200	$30,200	$28,800
	OTHER SERVICES & CHARGES				
221	RENTAL, PUBL, PRINTING	1,464	1,500	1,500	1,500
231	PROF & TECHNICAL SERVICE	5,623	8,650	8,650	6,800
241	TELEPHONE & POSTAGE	7,591	6,000	6,000	5,458
264	DUES & MEMBERSHIPS	0	0	0	0
265	TRAINING AND TRAVEL	61,001	35,899	35,899	62,000
279	OTHER EXPENSES	4,016	8,000	8,000	5,500
		$79,695	$60,049	$60,049	$81,258
	CAPITAL OUTLAY				
312	MACHINERY & EQUIPMENT	0	0	0	0
		$0	$0	$0	$0
	DIVISION TOTALS	$1,536,626	$1,589,008	$1,617,634	$1,602,683

POLICE

DIVISION: EMERGENCY MANAGEMENT — ACTIVITY NO. 05

FUNCTION

EMERGENCY MANAGEMENT COORDINATES ALL ACTIVITIES TO PROTECT THE CITY OF LAWTON FROM NATURAL, TECHNOLOGICAL, MANMADE DISASTERS AND OTHER EMERGENCIES. EMERGENCY MANAGEMENT PROVIDES LEADERSHIP, PLANNING, EDUCATION AND RESOURCES TO PROTECT LIVES, PROPERTY AND THE ENVIRONMENT.

COMMENTS

CITY OF LAWTON THROUGH THE LAWTON POLICE DEPARTMENT PARTIALLY FUNDS THE EMERGENCY MANAGEMENT ACCOUNT.

PERSONNEL

CLASSIFICATION	SALARY BI-WKLY	15/16	16/17	17/18

CAPITAL OUTLAY

ACCT NO.	ITEM	A/R	QTY	BUDGET AMOUNT

FUNDING SOURCE

CLASSIFICATION	ADOPTED TOTAL 17/18	GENERAL
PERSONNEL SERVICES		
MATERIALS & SUPPLIES		
OTHER SERVICES & CHARGES	147,097	147,097
CAPITAL OUTLAY	0	0
TOTAL DOLLARS	147,097	147,097

SUMMARY OF EXPENDITURES

DEPARTMENT: POLICE ACTIVITY NO.: 5

DIVISION OR ACTIVITY: EMERGENCY OPERATION CNTR

ACCT. NO.	ACCOUNT TITLE	2015-2016 ACTUAL EXPENDITURES	2016-2017 ADOPTED BUDGET	2016-2017 EXPENDITURES ESTIMATE	2017-2018 ADOPTED BUDGET
	OTHER SERVICES & CHARGES				
279	OTHER EXPENSES	141,884	147,097	147,097	147,097
		$141,884	$147,097	$147,097	$147,097
	DIVISION TOTALS	$141,884	$147,097	$147,097	$147,097

POLICE

DIVISION: EMERGENCY COMMUNICATIONS — ACTIVITY NO: 06

FUNCTION

THIS ACTIVITY PROVIDES DISPATCHING FOR CITY PUBLIC SAFETY DEPARTMENTS, ANSWERS E-911 CALLS, ANSWERS CITY INFORMATION TELEPHONE LINES, DISPATCHES ALL CITY DEPARTMENTS AFTER NORMAL BUSINESS HOURS, PROVIDES TELECOMMUNICATIONS SUPPORT, INCLUDING MAINTENANCE OF ROTATION LOGS, ON-CALL LISTS, PERSONNEL CONTACT LISTS TO ALL CITY DEPARTMENTS. PROVIDES NCIC SUPPORT TO POLICE, PROVIDES DISPATCH RECORD SUPPORT TO POLICE AND FIRE. THIS OPERATION IS PARTIALLY FUNDED BY A SURCHARGE ON TELEPHONE BILLS. IT ALSO PROVIDES LIKE SERVICES FOR COMANCHE COUNTY SHERIFF OFFICE, THE FORT SILL POLICE AND FIRE DEPARTMENTS.

COMMENTS

ACCOUNT 212, CONTRACTUAL MAINTENANCE INCLUDES MAINTENANCE OF DISPATCH, 911, OLETS-POLICE AND FIRE SOFTWARE.

PERSONNEL

CLASSIFICATION	SALARY BI-WKLY	15/16	16/17	17/18
COMM SUPERVISOR	GE15	1	1	1
COMM SHIFT SUPERVSR	GE10	3	3	3
COMM TRAINING & SUPPORT TECH	GE08	1	1	1
TELECOMMUNICATOR I	GE06	29	6	6
TELECOMMUNICATOR II	GE07	0	17	17
TELECOMMUNICATOR III	GE08	0	6	6
TOTAL		34	34	34
REGULAR PART-TIME				
TELECOMMUNICATOR II (30 HR)	GE07	2	1	1
TOTAL		2	1	1

CAPITAL OUTLAY

ACCT NO.	ITEM	A/R	QTY	BUDGET AMOUNT
*312	PRO-QA/AQUA XLERATOR SYS SERVER	R	1	13,000
*312	911 PHONE SYSTEM	R	1	180,000
	TOTAL			193,000

*E911 FEE FUND

FUNDING SOURCE

CLASSIFICATION	ADOPTED TOTAL 17/18	GENERAL	COMANCHE COUNTY	E-911 FUND	CELLULAR FEE FUND
PERSONNEL SERVICES	1,713,908	830,551	371,357	317,000	195,000
MATERIALS & SUPPLIES	129,000		44,000	35,000	50,000
OTHER SERVICES & CHARGES	444,375		80,700		363,675
CAPITAL OUTLAY	193,000	0	0	193,000	0
TOTAL DOLLARS	2,480,283	830,551	496,057	545,000	608,675

SUMMARY OF EXPENDITURES

DEPARTMENT: POLICE ACTIVITY NO.: 6
DIVISION OR ACTIVITY: EMERGENCY COMMUNICATIONS

ACCT. NO.	ACCOUNT TITLE	2015-2016 ACTUAL EXPENDITURES	2016-2017 ADOPTED BUDGET	2016-2017 EXPENDITURES ESTIMATE	2017-2018 ADOPTED BUDGET
	PERSONAL SERVICES				
101	SALARIES AND WAGES	1,083,379	1,177,118	1,139,800	1,192,922
102	DIFFERENTIAL/LEADMAN PAY	30,012	25,000	25,130	25,000
103	SICK LEAVE-PAY IN LIEU	36,187	0	10,125	5,000
104	CONTRACT LABOR	1,778	6,000	2,880	5,000
106	PART-TIME	32,051	24,293	24,590	26,500
108	OVERTIME	45,378	40,000	52,250	40,000
110	UNEMPLOYMENT CONTRIBUTION	2,952	1,700	3,000	3,000
111	F.I.C.A.	84,239	90,355	85,375	90,893
112	WORKERS COMPENSATION	5,955	4,000	5,700	5,000
113	GROUP LIFE & HOSP	175,698	199,015	176,900	190,319
114	CITY RETIREMENT PLAN	110,725	118,447	112,630	117,774
118	LONGEVITY	9,623	7,350	7,350	7,600
119	HOLIDAY PAY	22,797	25,800	29,980	4,900
		$1,640,774	$1,719,078	$1,675,710	$1,713,908
	MATERIALS AND SUPPLIES				
201	SUPPLIES, TOOLS, EQUIP	14,213	13,500	13,500	27,000
211	REPAIR AND MAINTENANCE	14,499	15,000	15,000	17,000
212	CONTRACTUAL MAINTENANCE	83,435	88,000	88,000	85,000
216	UNIFORM AND CLOTHING	0	0	0	0
		$112,147	$116,500	$116,500	$129,000
	OTHER SERVICES & CHARGES				
221	RENTAL, PUBL, PRINTING	5,798	7,700	7,700	7,700
231	PROF & TECHNICAL SERVICE	40,380	41,650	41,650	26,000
241	TELEPHONE & POSTAGE	376,140	383,000	383,000	363,675
248	ELECTRICITY & NAT GAS	23,319	30,000	30,000	30,000
264	DUES & MEMBERSHIPS	0	0	0	0
265	TRAINING AND TRAVEL	8,442	24,400	24,400	17,000
279	OTHER EXPENSES	3,909	0	0	0
		$457,988	$486,750	$486,750	$444,375
	CAPITAL OUTLAY				
312	MACHINERY & EQUIPMENT	47,577	246,500	246,500	193,000
321	CONSTRC, IMPRVMNT, ADDTN	0	0	0	0
		$47,577	$246,500	$246,500	$193,000
	DIVISION TOTALS	$2,258,486	$2,568,828	$2,525,460	$2,480,283

POLICE

DIVISION: POLICE UNIFORM — ACTIVITY NO. 66

FUNCTION

THE UNIFORM DIVISION IS COMPRISED OF THREE SECTIONS; PATROL, TRAFFIC, AND LAKES. THE GOAL OF THE UNIFORM DIVISION IS TO PROVIDE PROPERTY, PERSONAL, TRAFFIC, AND WATER SAFETY FOR THE PUBLIC.

COMMENTS

WITH THE 2015 SALES TAX EXTENSION THE DEPARTMENT HAS BEEN ALLOCATED AN ADDITIONAL 18 OFFICERS.

PERSONNEL

CLASSIFICATION	SALARY BI-WKLY	15/16	16/17	17/18
CAPTAIN	PD23-PD26	6	6	6
LIEUTENANT	PD18-PD21	15	15	15
POLICE OFFICER/SGT	PD06-PD15	123	132	132
TOTAL		144	153	153
TEMPORARY PART-TIME				
POLICE OFFICER (20 HR)	T10H	5	5	5

CAPITAL OUTLAY

ACCT NO.	ITEM	A/R	QTY	BUDGET AMOUNT
*312	POLICE SUV	R	4	167,644
**312	POLICE SUV (TAX EXTENTION)	A	4	178,252
TOTAL				345,896.

*ROLLING STOCK
**CIP 2015

FUNDING SOURCE

CLASSIFICATION	ADOPTED TOTAL 17/18	GENERAL	TRAINING FUND	CIP FUNDED	ROLLING STOCK
PERSONNEL SERVICES	10,768,647	10,310,647		458,000	
MATERIALS & SUPPLIES	119,170	119,170			
OTHER SERVICES & CHARGES	8,665	8,665			
CAPITAL OUTLAY	345,896	0		178,252	167,644
TOTAL DOLLARS	11,242,378	10,438,482		636,252	167,644

SUMMARY OF EXPENDITURES

DEPARTMENT: POLICE ACTIVITY NO.: 66

DIVISION OR ACTIVITY: POLICE UNIFORM

ACCT. NO.	ACCOUNT TITLE	2015-2016 ACTUAL EXPENDITURES	2016-2017 ADOPTED BUDGET	2016-2017 EXPENDITURES ESTIMATE	2017-2018 ADOPTED BUDGET
	PERSONAL SERVICES				
101	SALARIES AND WAGES	7,430,333	7,371,309	6,942,320	7,448,256
102	DIFFERENTIAL/LEADMAN PAY	187,619	195,000	181,950	188,000
103	SICK LEAVE-PAY IN LIEU	150,149	175,000	149,320	77,390
106	PART-TIME	48,078	60,915	50,850	60,000
108	OVERTIME	354,118	425,000	514,455	440,000
110	UNEMPLOYMENT CONTRIBUTION	12,218	7,500	12,230	12,230
111	F.I.C.A.	118,239	109,670	106,580	120,672
112	WORKERS COMPENSATION	92,211	100,000	96,200	98,000
113	GROUP LIFE & HOSP	834,150	936,570	885,985	897,921
116	POLICE PENSION PLAN	973,513	1,038,055	925,705	1,030,651
118	LONGEVITY	124,427	125,000	123,860	114,354
119	HOLIDAY PAY	250,460	288,236	249,680	281,173
		$10,575,515	$10,832,255	$10,239,135	$10,768,647
	MATERIALS AND SUPPLIES				
201	SUPPLIES, TOOLS, EQUIP	10,898	19,000	19,000	14,500
205	CHEMICALS	95	50	50	50
211	REPAIR AND MAINTENANCE	2,388	18,000	25,600	15,000
216	UNIFORM AND CLOTHING	67,657	201,152	170,146	89,620
		$81,038	$238,202	$214,796	$119,170
	OTHER SERVICES & CHARGES				
221	RENTAL, PUBL, PRINTING	0	1,000	1,000	1,000
230	CONTINGENCY	646	0	0	0
231	PROF & TECHNICAL SERVICE	2,710	14,280	6,800	4,000
241	TELEPHONE & POSTAGE	9,454	9,500	9,500	0
248	ELECTRICITY & NAT GAS	1,423	2,000	2,000	2,000
251	INSURANCE	300	1,000	750	750
264	DUES & MEMBERSHIPS	0	0	0	0
265	TRAINING AND TRAVEL	0	915	915	915
279	OTHER EXPENSES	0	524,359	524,359	0
		$14,533	$553,054	$545,324	$8,665
	CAPITAL OUTLAY				
311	MOTIVE EQUIPMENT	0	0	0	0
312	MACHINERY & EQUIPMENT	341,139	599,730	599,730	345,896
		$341,139	$599,730	$599,730	$345,896
	DIVISION TOTALS	$11,012,225	$12,223,241	$11,598,985	$11,242,378

POLICE

DIVISION: POLICE CID

ACTIVITY NO. 67

FUNCTION

THE CRIMINAL INVESTIGATION DIVISION CONSISTS OF TWENTY COMMISSIONED OFFICERS. PRIORITIES ARE TO INCREASE TRAINING AND TECHNOLOGY AND EMPHASIZE CRIMES AGAINST WOMEN AND CHILDREN AND INTERNET CRIMES.

COMMENTS

PERSONNEL

CLASSIFICATION	SALARY BI-WKLY	15/16	16/17	17/18
CAPTAIN	PD26	1	1	1
LIEUTENANT	PD18-PD21	2	2	2
POLICE OFFICER/SGT	PD12-PD15	17	17	17
ADMIN ASST II	GE06	0	1	1
PRINCIPAL SECRETARY	GE05	1	0	0
PAWN CLERK	GE04	1	0	0
TOTAL		22	21	21

CAPITAL OUTLAY

ACCT NO.	ITEM	A/R	QTY	BUDGET AMOUNT
*312	AUTO, INTERMEDIATE, 4 DR (REVRB #18)	R	1	27,255
TOTAL				27,255

*ROLLING STOCK

FUNDING SOURCE

CLASSIFICATION	ADOPTED TOTAL 17/18	GENERAL	TRAINING FUND	ROLLING STOCK
PERSONNEL SERVICES	1,677,830	1,677,830		
MATERIALS & SUPPLIES	31,000	31,000		
OTHER SERVICES & CHARGES	25,416	25,416		
CAPITAL OUTLAY	27,255	0		27,255
TOTAL DOLLARS	1,761,501	1,734,246		27,255

SUMMARY OF EXPENDITURES

DEPARTMENT: POLICE ACTIVITY NO.: 67
DIVISION OR ACTIVITY: POLICE CID

ACCT. NO.	ACCOUNT TITLE	2015-2016 ACTUAL EXPENDITURES	2016-2017 ADOPTED BUDGET	2016-2017 EXPENDITURES ESTIMATE	2017-2018 ADOPTED BUDGET
	PERSONAL SERVICES				
101	SALARIES AND WAGES	1,372,417	1,299,630	1,249,530	1,207,035
102	DIFFERENTIAL/LEADMAN PAY	20,687	20,000	17,000	19,000
103	SICK LEAVE-PAY IN LIEU	25,162	28,600	40,000	36,000
108	OVERTIME	57,754	75,000	46,425	45,000
110	UNEMPLOYMENT CONTRIBUTION	1,804	1,000	1,810	950
111	F.I.C.A.	24,551	21,985	20,790	22,243
112	WORKERS COMPENSATION	3,476	7,000	3,500	5,250
113	GROUP LIFE & HOSP	113,361	116,604	108,125	105,664
114	CITY RETIREMENT PLAN	7,978	7,190	5,145	4,300
116	POLICE PENSION PLAN	169,457	177,748	158,770	159,915
118	LONGEVITY	36,416	31,377	35,850	29,188
119	HOLIDAY PAY	43,716	53,052	44,350	43,285
		$1,876,779	$1,839,186	$1,731,295	$1,677,830
	MATERIALS AND SUPPLIES				
201	SUPPLIES, TOOLS, EQUIP	23,212	9,000	9,000	8,000
205	CHEMICALS	810	1,200	1,200	1,200
211	REPAIR AND MAINTENANCE	1,518	500	500	500
212	CONTRACTUAL MAINTENANCE	4,633	5,150	5,150	5,300
216	UNIFORM AND CLOTHING	17,102	16,000	16,000	16,000
		$47,275	$31,850	$31,850	$31,000
	OTHER SERVICES & CHARGES				
221	RENTAL, PUBL, PRINTING	1,405	800	1,250	1,500
231	PROF & TECHNICAL SERVICE	14,912	15,638	15,500	14,500
241	TELEPHONE & POSTAGE	9,000	9,000	8,500	7,436
248	ELECTRICITY & NAT GAS	0	0	0	0
251	INSURANCE	120	200	200	200
264	DUES & MEMBERSHIPS	0	0	0	0
265	TRAINING AND TRAVEL	895	780	680	780
279	OTHER EXPENSES	0	1,500	500	1,000
		$26,332	$27,918	$26,630	$25,416
	CAPITAL OUTLAY				
311	MOTIVE EQUIPMENT	0	0	0	0
312	MACHINERY & EQUIPMENT	712	176,827	176,827	27,255
		$712	$176,827	$176,827	$27,255
	DIVISION TOTALS	$1,951,098	$2,075,781	$1,966,602	$1,761,501

POLICE

DIVISION: POLICE TECHNICAL SERVICES — ACTIVITY NO. 68

FUNCTION

TECHNICAL SERVICES DIVISION IS RESPONSIBLE FOR JAIL OPERATION, RECORD MAINTENANCE, SECURITY AND FRONT DESK RESPONSIBILITIES.

COMMENTS

ACCOUNT 201, SUPPLIES, INCLUDES FUNDING FOR PRISONER'S MEALS.

PERSONNEL

CLASSIFICATION	SALARY BI-WKLY	15/16	16/17	17/18
CAPTAIN	PD23-PD26	1	1	1
RECORDS MANAGER	GE08	1	1	1
JAIL SHIFT SUPERVISOR	GE07	3	3	3
PRIN CLERICAL ASSOC.	GE06	2	0	0
ADMIN ASST II	GE06	0	2	2
JAILER	GE06	11	11	11
BLDG MAINT WKR III	GE05	1	1	1
POLICE CLERK	GE05	10	9	9
TOTAL		29	28	28

CAPITAL OUTLAY

ACCT NO.	ITEM	A/R	QTY	BUDGET AMOUNT

FUNDING SOURCE

CLASSIFICATION	ADOPTED TOTAL 17/18	GENERAL	TRAINING FUND
PERSONNEL SERVICES	1,348,218	1,348,218	
MATERIALS & SUPPLIES	281,000	281,000	
OTHER SERVICES & CHARGES	83,056	83,056	
CAPITAL OUTLAY	0	0	
TOTAL DOLLARS	1,712,274	1,712,274	

SUMMARY OF EXPENDITURES

DEPARTMENT: POLICE ACTIVITY NO.: 68

DIVISION OR ACTIVITY: POLICE TECH SERVICES

ACCT. NO.	ACCOUNT TITLE	2015-2016 ACTUAL EXPENDITURES	2016-2017 ADOPTED BUDGET	2016-2017 EXPENDITURES ESTIMATE	2017-2018 ADOPTED BUDGET
	PERSONAL SERVICES				
101	SALARIES AND WAGES	957,480	967,472	938,885	944,936
102	DIFFERENTIAL/LEADMAN PAY	13,994	10,700	14,165	10,700
103	SICK LEAVE-PAY IN LIEU	24,458	11,700	22,560	20,000
108	OVERTIME	57,601	65,000	44,030	45,000
110	UNEMPLOYMENT CONTRIBUTION	2,378	1,300	2,400	2,400
111	F.I.C.A.	69,112	77,352	65,775	69,201
112	WORKERS COMPENSATION	5,388	12,000	6,545	6,000
113	GROUP LIFE & HOSP	119,360	125,950	118,420	115,850
114	CITY RETIREMENT PLAN	88,051	92,016	87,420	89,545
116	POLICE PENSION PLAN	11,093	10,308	10,700	7,291
118	LONGEVITY	26,563	26,500	26,800	26,629
119	HOLIDAY PAY	13,437	9,700	9,700	10,666
		$1,388,915	$1,409,998	$1,347,400	$1,348,218
	MATERIALS AND SUPPLIES				
201	SUPPLIES, TOOLS, EQUIP	139,707	185,000	185,000	200,000
204	PETROLEUM PRODUCTS	0	0	0	0
205	CHEMICALS	0	0	0	0
211	REPAIR AND MAINTENANCE	12,240	29,000	29,000	30,000
212	CONTRACTUAL MAINTENANCE	33,093	49,517	49,517	46,000
216	UNIFORM AND CLOTHING	2,524	6,000	6,000	5,000
		$187,564	$269,517	$269,517	$281,000
	OTHER SERVICES & CHARGES				
221	RENTAL, PUBL, PRINTING	12,485	13,500	13,500	12,500
231	PROF & TECHNICAL SERVICE	580	680	680	680
241	TELEPHONE & POSTAGE	29,060	25,000	25,000	19,226
248	ELECTRICITY & NAT GAS	40,697	48,000	50,000	50,000
251	INSURANCE	0	150	0	150
264	DUES & MEMBERSHIPS	0	0	0	0
265	TRAINING AND TRAVEL	0	0	0	0
279	OTHER EXPENSES	0	500	500	500
		$82,822	$87,830	$89,680	$83,056
	CAPITAL OUTLAY				
312	MACHINERY & EQUIPMENT	19,769	0	0	0
321	CONSTRC, IMPRVMNT, ADDTN	0	0	0	0
		$19,769	$0	$0	$0
	DIVISION TOTALS	$1,679,070	$1,767,345	$1,706,597	$1,712,274

POLICE

DIVISION: TRAINING — ACTIVITY NO. 69

FUNCTION

THIS DIVISION IS RESPONSIBLE FOR ALL ASPECTS OF TRAINING AND EDUCATION OF DEPARTMENTAL PERSONNEL AS IT RELATES TO GENERAL AND SPECIALIZED DUTIES AND RESPONSIBILITIES. THIS DIVISION IS ALSO RESPONSIBLE FOR TRAINING PRESENTED TO THE COMMUNITY AS IT RELATES TO LAW ENFORCEMENT FUNCTIONS. IT IS RESPONSIBLE FOR OPERATING OUR OWN STATE CERTIFIED CLEET ACADEMY.

COMMENTS

PERSONNEL

CLASSIFICATION	SALARY BI-WKLY	15/16	16/17	17/18
LIEUTENANT	PD18	1	1	1
POLICE OFFICER/SGT	PD12-15	3	3	3
TOTAL		4	4	4

CAPITAL OUTLAY

ACCT NO.	ITEM	A/R	QTY	BUDGET AMOUNT
*312	TASER W/HOLSTER & BATTERY PACK	R	15	21,000
*312	REMINGTON SHOTGUNS	R	18	9,900
TOTAL				30,900

*CAPITAL IMPROVEMENT

FUNDING SOURCE

CLASSIFICATION	ADOPTED TOTAL 17/18	GENERAL	CAPITAL IMPROVEMENT	ROLLING STOCK
PERSONNEL SERVICES	366,160	366,160		
MATERIALS & SUPPLIES	162,900	162,900		
OTHER SERVICES & CHARGES	31,836	31,836		
CAPITAL OUTLAY	30,900	0	30,900	
TOTAL DOLLARS	591,796	560,896	30,900	

SUMMARY OF EXPENDITURES

DEPARTMENT: POLICE ACTIVITY NO.: 69

DIVISION OR ACTIVITY: POLICE TRAINING

ACCT. NO.	ACCOUNT TITLE	2015-2016 ACTUAL EXPENDITURES	2016-2017 ADOPTED BUDGET	2016-2017 EXPENDITURES ESTIMATE	2017-2018 ADOPTED BUDGET
	PERSONAL SERVICES				
101	SALARIES AND WAGES	261,311	239,990	256,750	234,031
102	DIFFERENTIAL/LEADMAN PAY	174	500	0	500
103	SICK LEAVE-PAY IN LIEU	5,372	5,400	16,500	10,000
108	OVERTIME	36,912	35,000	46,620	35,000
110	UNEMPLOYMENT CONTRIBUTION	328	250	340	200
111	F.I.C.A.	4,306	4,373	4,430	4,252
112	WORKERS COMPENSATION	632	800	640	640
113	GROUP LIFE & HOSP	30,392	31,800	31,890	34,743
116	POLICE PENSION PLAN	33,802	33,440	32,540	32,308
118	LONGEVITY	7,192	7,200	7,200	4,522
119	HOLIDAY PAY	7,556	10,000	7,600	9,964
		$387,977	$368,753	$404,510	$366,160
	MATERIALS AND SUPPLIES				
201	SUPPLIES, TOOLS, EQUIP	161,110	160,000	160,000	145,000
205	CHEMICALS	91	100	100	100
211	REPAIR AND MAINTENANCE	17,001	15,000	15,000	16,000
212	CONTRACTUAL MAINTENANCE	28,328	7,500	0	0
216	UNIFORM AND CLOTHING	1,700	1,800	1,800	1,800
		$208,230	$184,400	$176,900	$162,900
	OTHER SERVICES & CHARGES				
221	RENTAL, PUBL, PRINTING	8,383	5,225	5,225	7,500
231	PROF & TECHNICAL SERVICE	9,533	27,960	27,960	18,635
241	TELEPHONE & POSTAGE	1,983	2,000	2,000	1,896
248	ELECTRICITY & NAT GAS	726	1,340	1,340	1,600
264	DUES & MEMBERSHIPS	0	0	0	0
265	TRAINING AND TRAVEL	1,344	1,455	1,323	1,455
279	OTHER EXPENSES	691	1,500	700	750
		$22,660	$39,480	$38,548	$31,836
	CAPITAL OUTLAY				
311	MOTIVE EQUIPMENT	0	0	0	0
312	MACHINERY & EQUIPMENT	19,519	0	0	30,900
		$19,519	$0	$0	$30,900
	DIVISION TOTALS	$638,386	$592,633	$619,958	$591,796

POLICE

DIVISION: SERVICE CONTRACTS — ACTIVITY NO. 70

FUNCTION

PROVIDES FUNDING FOR CONTRACT SERVICES PROVIDED BY OTHER AGENCIES.

COMMENTS

ACCOUNT 231 INCLUDES $88,220, JUVENILE DETENTION CENTER: $65,000, COMMUNITY INTERVENTION CENTER.

PERSONNEL

CLASSIFICATION	SALARY BI-WKLY	15/16	16/17	17/18

CAPITAL OUTLAY

ACCT NO.	ITEM	A/R	QTY	BUDGET AMOUNT

FUNDING SOURCE

CLASSIFICATION	ADOPTED TOTAL 17/18	GENERAL
PERSONNEL SERVICES		
MATERIALS & SUPPLIES		
OTHER SERVICES & CHARGES	163,220	163,220
CAPITAL OUTLAY	0	0
TOTAL DOLLARS	163,220	163,220

SUMMARY OF EXPENDITURES

DEPARTMENT: POLICE ACTIVITY NO.: 70
DIVISION OR ACTIVITY: POLICE CONTRACT SERVICES

ACCT. NO.	ACCOUNT TITLE	2015-2016 ACTUAL EXPENDITURES	2016-2017 ADOPTED BUDGET	2016-2017 EXPENDITURES ESTIMATE	2017-2018 ADOPTED BUDGET
	OTHER SERVICES & CHARGES				
231	PROF & TECHNICAL SERVICE	164,336	153,220	153,220	163,220
		$164,336	$153,220	$153,220	$163,220
	DIVISION TOTALS	$164,336	$153,220	$153,220	$163,220

City of Lawton Organization Chart
FY 17-18

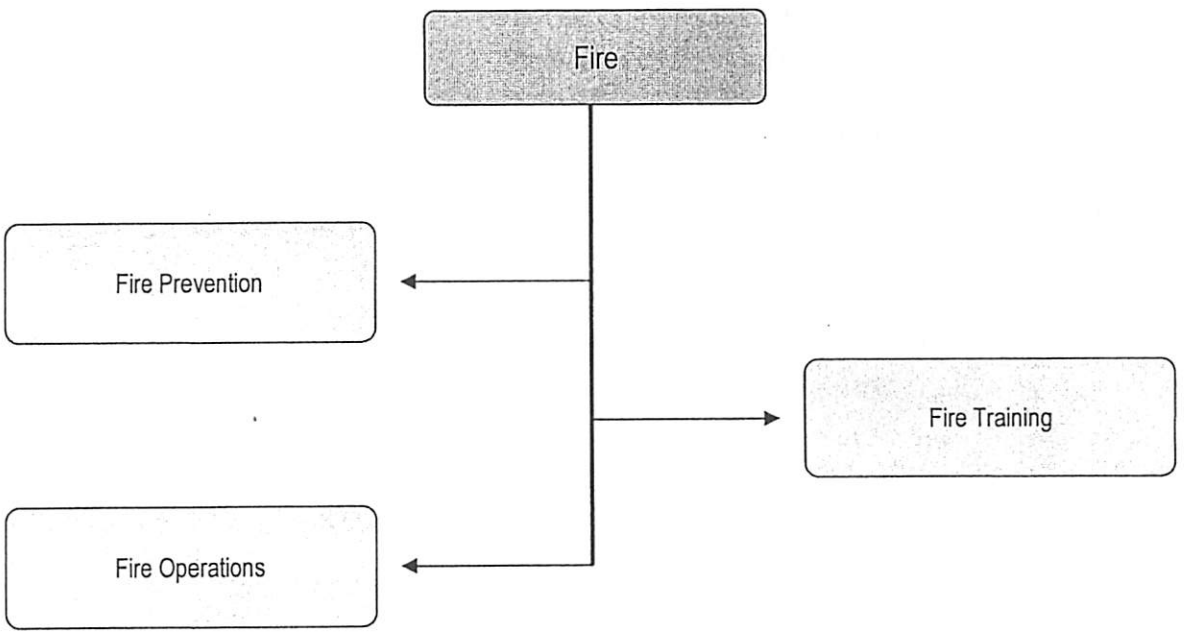

FIRE

DIVISION: FIRE PREVENTION — ACTIVITY NO. 93

FUNCTION

THE PRIMARY MISSION OF THE LAWTON FIRE DEPARTMENT'S FIRE PREVENTION DIVISION IS TO ENSURE THE SAFETY OF THE CITIZENS OF LAWTON BY PREVENTING FIRES AND ASSOCIATED HAZARDOUS CONDITIONS. TO ACCOMPLISH THIS FIRE PREVENTION PERSONNEL CONDUCT FIRE ORIGIN AND CAUSE AND CAUSE INVESTIGATIONS, FIRE AND LIFE SAFETY INSPECTIONS, CODE ENFORCEMENT INSPECTIONS, BUILDING PLANS REVIEWS, PUBLIC EDUCATION PROGRAMS, AND CONDUCT CRIMINAL INVESTIGATIONS INVOLVING POTENTIAL ARSON CRIMES AND ASSIST WITH THE PROSECUTION OF SUCH CRIMES. OTHER RESPONSIBILITIES INCLUDE ATTAINING AND MAINTAINING CLEET CERTIFICATION AS PEACE OFFICERS IN THE STATE OF OKLAHOMA; MAINTAINING REQUIRED STATE AND NATIONAL FIRE RECORDS, COORDINATING WITH OTHER DEPARTMENTS WITHIN THE CITY OF LAWTON TO OVERSEE THE CITY'S WATER DISTRIBUTION SYSTEM AS IT RELATES TO FIRE PROTECTION NEEDS; WORKING WITH THE FIRE CHIEF IN THE DEVELOPMENT OF DEPARTMENT AND CITY POLICY AND PROCEDURES TO IMPROVE OVERALL PUBLIC SAFETY, AS WELL AS VARIOUS OTHER DUTIES. ADDITIONALLY, THIS DIVISION IS INVOLVED IN ASSISTING WITH FIRE DEPARTMENT RECRUITMENT EFFORTS AND WITH ASSISTING IN THE DEVELOPMENT OF PLANS AND GOALS, BOTH LONG AND SHORT RANGE, FOR THE LAWTON FIRE DEPARTMENT.

COMMENTS

PERSONNEL

CLASSIFICATION	SALARY BI-WKLY	15/16	16/17	17/18
FIRE MARSHAL	FD39	1	1	1
DEPUTY FIRE MARSHAL/CAPT	FD34	1	1	1
ASST FIRE MARSHAL	FD31	2	2	2
FIRE INSPECTOR/ INVESTIGATOR	FD29	1	1	1
ADMIN ASST I	GE04	0	1	1
SR. CLERICAL ASST.	GE04	1	0	0
TOTAL		6	6	6

CAPITAL OUTLAY

ACCT NO.	ITEM	A/R	QTY	BUDGET AMOUNT

FUNDING SOURCE

CLASSIFICATION	ADOPTED TOTAL 17/18	GENERAL	TRAINING FUND	ROLLING STOCK
PERSONNEL SERVICES	465,367	465,367		
MATERIALS & SUPPLIES	13,700	13,700		
OTHER SERVICES & CHARGES	25,133	18,123	7,010	
CAPITAL OUTLAY	0	0	0	
TOTAL DOLLARS	504,200	497,190	7,010	

SUMMARY OF EXPENDITURES

DEPARTMENT: FIRE SERVICES ACTIVITY NO.: 93
DIVISION OR ACTIVITY: FIRE PREVENTION

ACCT. NO.	ACCOUNT TITLE	2015-2016 ACTUAL EXPENDITURES	2016-2017 ADOPTED BUDGET	2016-2017 EXPENDITURES ESTIMATE	2017-2018 ADOPTED BUDGET
	PERSONAL SERVICES				
101	SALARIES AND WAGES	379,388	347,809	369,283	314,311
102	DIFFERENTIAL/LEADMAN PAY	13,000	13,000	13,000	13,000
103	SICK LEAVE-PAY IN LIEU	14,755	14,483	22,017	15,000
108	OVERTIME	293	1,200	812	1,000
110	UNEMPLOYMENT CONTRIBUTION	492	350	350	500
111	F.I.C.A.	5,311	7,123	5,227	4,691
112	WORKERS COMPENSATION	1,717	1,000	0	2,000
113	GROUP LIFE & HOSP	39,092	40,367	43,323	54,065
114	CITY RETIREMENT PLAN	2,338	2,416	2,468	0
117	FIREFIGHTER'S PENSION	54,048	50,791	50,089	47,596
118	LONGEVITY	11,481	11,658	11,658	9,204
121	UNIFORM MAINTENANCE	3,955	4,000	4,017	4,000
		$525,870	$494,197	$522,244	$465,367
	MATERIALS AND SUPPLIES				
201	SUPPLIES, TOOLS, EQUIP	8,722	9,000	9,000	8,500
205	CHEMICALS	199	200	200	200
211	REPAIR AND MAINTENANCE	1,121	3,200	1,000	1,500
216	UNIFORM AND CLOTHING	3,986	3,800	3,800	3,500
		$14,028	$16,200	$14,000	$13,700
	OTHER SERVICES & CHARGES				
221	RENTAL, PUBL, PRINTING	697	1,800	1,800	1,800
231	PROF & TECHNICAL SERVICE	1,980	400	400	1,500
241	TELEPHONE & POSTAGE	3,709	3,500	3,500	6,833
248	ELECTRICITY & NAT GAS	2,289	4,000	4,000	4,000
264	DUES & MEMBERSHIPS	0	0	0	0
265	TRAINING AND TRAVEL	2,815	12,350	10,000	11,000
		$11,490	$22,050	$19,700	$25,133
	CAPITAL OUTLAY				
311	MOTIVE EQUIPMENT	0	0	0	0
312	MACHINERY & EQUIPMENT	3,350	0	0	0
321	CONSTRC, IMPRVMNT, ADDTN	0	0	0	0
		$3,350	$0	$0	$0
	DIVISION TOTALS	$554,738	$532,447	$555,944	$504,200

FIRE

DIVISION: FIRE TRAINING — ACTIVITY NO. 94

FUNCTION

THE FIRE DEPARTMENT TRAINING DIVISION IS RESPONSIBLE FOR OVERSEEING THE TRAINING OF THE MEMBERS OF THE LAWTON FIRE DEPARTMENT IN ALL PHASES OF AN ALL HAZARD REPSPONSE THAT INCLUDES BUT IS NOT LIMITED TO FIRE FIGHTING OPERATIONS, HAZARDOUS MATERIALS, EMERGENCY MEDICAL SERVICES UP TO THE PARAMEDIC LEVEL, ROPE RESCUE, CONFINED SPACE RESCUE, TRENCH RESCUE, STRUCTURE COLLAPSE AND WATER RESCUE BOTH SHORE AND BOAT BASED RESCUES. THE TRAINING PERSONNEL ALSO ARE RESPONSIBLE FOR MAINTAINING THE DEPARTMENTS TRAINING RECORDS FOR ALL DEPARTMENTAL PERSONNEL. IN ADDITION THE TRAINING DIVISION PROVIDES INSTRUCTION FOR TEACHING INCIDENT COMMAND CLASSES TO ALL CITY EMPLOYEES. THE TRAINING DIVISION IS RESPONSIBLE FOR ADMINISTERING VARIOUS STAGES OF THE HIRING PROCESS FOR NEW FIRE FIGHTERS ALONG WITH INSTRUCTING THE FIRE DEPARTMENTS BASIC FIRE FIGHTER ACADEMY, DRIVER ACADEMY, OFFICER ACADEMY, AND FOR ADMINISTERING THE DEPARTMENTS PROMOTIONAL PROCESS.

COMMENTS

PERSONNEL

CLASSIFICATION	SALARY BI-WKLY	15/16	16/17	17/18
TRAINING OFFICER	FD39	1	1	1
ASSISTANT TRAINING OFFICER	FD31	1	1	1
DEPUTY TRAINING OFFICER	FD34	1	1	1
TOTAL		3	3	3

CAPITAL OUTLAY

ACCT NO.	ITEM	A/R	QTY	BUDGET AMOUNT
*312	SPORT UTILITY TRUCK ½ TON (REVERB #29)	R	1	45,720
**312	ALS TRAINING MANIKINS	R		9,375
TOTAL				55,095

*ROLLING STOCK
**TRAINING FUND

FUNDING SOURCE

CLASSIFICATION	ADOPTED TOTAL 17/18	GENERAL	TRAINING FUND	ROLLING STOCK
PERSONNEL SERVICES	280,183	280,183		
MATERIALS & SUPPLIES	8,500	8,500		
OTHER SERVICES & CHARGES	58,164	27,659	30,505	
CAPITAL OUTLAY	55,095	0	9,375	45,720
TOTAL DOLLARS	401,942	316,342	39,880	45,720

SUMMARY OF EXPENDITURES

DEPARTMENT: FIRE SERVICES ACTIVITY NO.: 94
DIVISION OR ACTIVITY: FIRE TRAINING

ACCT. NO.	ACCOUNT TITLE	2015-2016 ACTUAL EXPENDITURES	2016-2017 ADOPTED BUDGET	2016-2017 EXPENDITURES ESTIMATE	2017-2018 ADOPTED BUDGET
	PERSONAL SERVICES				
101	SALARIES AND WAGES	212,881	196,529	186,634	199,971
102	DIFFERENTIAL/LEADMAN PAY	0	0	0	0
103	SICK LEAVE-PAY IN LIEU	8,781	8,755	14,488	10,000
108	OVERTIME	0	0	0	1,000
110	UNEMPLOYMENT CONTRIBUTION	246	175	175	250
111	F.I.C.A.	3,016	3,089	2,670	3,119
112	WORKERS COMPENSATION	474	575	0	500
113	GROUP LIFE & HOSP	24,819	24,894	26,730	29,613
117	FIREFIGHTER'S PENSION	29,913	29,491	27,317	29,165
118	LONGEVITY	2,301	5,369	5,369	2,454
119	HOLIDAY PAY	0	0	0	1,711
121	UNIFORM MAINTENANCE	2,287	2,410	2,221	2,400
		$284,718	$271,287	$265,604	$280,183
	MATERIALS AND SUPPLIES				
201	SUPPLIES, TOOLS, EQUIP	2,722	6,000	4,500	4,500
205	CHEMICALS	0	0	0	0
211	REPAIR AND MAINTENANCE	0	1,000	0	1,000
216	UNIFORM AND CLOTHING	2,210	1,800	1,500	3,000
		$4,932	$8,800	$6,000	$8,500
	OTHER SERVICES & CHARGES				
221	RENTAL, PUBL, PRINTING	2,240	3,000	3,000	2,500
231	PROF & TECHNICAL SERVICE	10,132	10,500	7,550	7,550
241	TELEPHONE & POSTAGE	2,203	2,100	2,000	3,114
264	DUES & MEMBERSHIPS	0	0	0	0
265	TRAINING AND TRAVEL	20	55,491	35,000	45,000
		$14,595	$71,091	$47,550	$58,164
	CAPITAL OUTLAY				
311	MOTIVE EQUIPMENT	0	0	0	0
312	MACHINERY & EQUIPMENT	13,421	0	0	55,095
321	CONSTRC, IMPRVMNT, ADDTN	0	0	0	0
		$13,421	$0	$0	$55,095
	DIVISION TOTALS	$317,666	$351,178	$319,154	$401,942

FIRE

DIVISION: FIRE OPERATIONS — ACTIVITY NO. 95

FUNCTION

THE FIRE DEPARTMENT IS RESPONSIBLE FOR PROVIDING PROTECTION TO CITIZENS FROM DANGERS TO LIFE AND PROPERTY CAUSED BY FIRES, NATURAL DISASTERS, AND/OR MAN-MADE HAZARDOUS SITUATIONS OR CONDITIONS. ADDITIONALLY, THE FIRE DEPARTMENT RESPONDS TO EMERGENCY MEDICAL CALLS AND A BROAD VARIETY OF RESCUE SITUATIONS INVOLVING TRAPPED PERSONS, INCLUDING VEHICLE ACCIDENT EXTRICATION, TRENCH RESCUE, CONFINED SPACE RESCUE, SWIFT WATER RESCUE, HIGH ANGLE RESCUE, BUILDING COLLAPSE, ETC... OTHER EMERGENCY ACTIVITIES INCLUDE THE EXTINGUISHMENT OF ALL TYPES OF FIRES, PROVIDING EMERGENCY MEDICAL CARE TO THE SICK AND INJURED, MITIGATING HAZARDOUS CONDITIONS (BOTH NATURAL AND MAN MADE), AND CONDUCTING SEARCH AND RESCUE PROCEDURES. OTHER 'NON-EMERGENCY' ACTIVITIES INCLUDE CONDUCTING FIRE PREVENTION AND LIFE SAFETY INSPECTIONS, PROVIDING INFORMATION TO THE PUBLIC ON MATTERS RELATING TO FIRE PREVENTION AND OTHER AREAS OF LIFE SAFETY; THE MAINTENANCE OF FIRE DEPARTMENT EMERGENCY VEHICLES, TOOLS, EQUIPMENT, AND THE BUILDINGS AND GROUNDS ASSOCIATED WITH THE EIGHT LAWTON FIRE STATIONS; THE INSPECTION AND TESTING OF ALL CITY FIRE HYDRANTS; CONDUCTING PRACTICE DRILLS, TRAINING FOR OTHER PUBLIC AGENCIES AND/OR DEPARTMENTS, AS WELL AS THE TRAINING OF FIRE DEPARTMENT PERSONNEL; COMPLETING EMERGENCY RESPONSE REPORTS; THE INSPECTION, REPAIRS, AND RECHARGE DEPARTMENTALOWNED FIRE EXTINGUISHERS; AS WELL AS ALL ADMINISTRATIVE DUTIES ASSOCIATED WITH THE FIRE DEPARTMENT.

COMMENTS

MANNING TABLE INCLUDES 12 NEW FIREFIGHTER POSITIONS FUNDED BY PUBLIC SAFETY SALES TAX AND TO BE USED TO SUPPLEMENT STAFFING LEVEL FOR 8 FIRE STATIONS.

PERSONNEL

CLASSIFICATION	SALARY BI-WKLY	15/16	16/17	17/18
FIRE CHIEF	E3	1	1	1
DEPUTY FIRE CHIEF	GE19	1	1	1
ASSISTANT FIRE CHIEF	FD27	3	3	3
MAJOR	FD24	3	3	3
**FIRE CAPTAIN	FD19-FD21	21	21/24	24
**FIRE LIEUTENANT	FD17	15	14/11	11
FIRE LT/PARAMEDIC	FD18	0	1	1
DRIVER/ SERGEANT	FD13-FD14	36	34	34
DRIVER/ SGT/PARAMEDIC	FD15	0	2	2
FIREFIGHTER/CORPORAL	FD08-FD10	52	55	55
FIREFIGHTER/CORPORAL PARAMEDIC	FD12	0	1	1
ADMIN ASST II	GE06	0	0	1
ADMIN ASST III	GE08	1	1	1
FULL SERVICE REP	GE04	1	1	0
PLANNING SPECIALIST	GE12	0	1	1
TOTAL		134	139	139

CAPITAL OUTLAY

ACCT NO.	ITEM	A/R	QTY	BUDGET AMOUNT
321	REPLACE ROOF FIRE STATION 6	R	1	55,000
**312	FITNESS EQUIPMENT	R	1	7,500
*312	Z TURN MOWER	R	1	5,072
TOTAL				67,572.

*ROLLING STOCK
** FIRE TRAINING FUND

FUNDING SOURCE

CLASSIFICATION	ADOPTED TOTAL 17/18	GENERAL	TRAINING FUND	CIP FUNDS	ROLLING STOCK
PERSONNEL SERVICES	10,782,494	10,132,494		650,000	
MATERIALS & SUPPLIES	259,500	259,500			
OTHER SERVICES & CHARGES	813,094	789,199	23,895		
CAPITAL OUTLAY	67,572	55,000	7,500	0	5,072
TOTAL DOLLARS	11,922,660	11,236,193	31,395	650,000	5,072

SUMMARY OF EXPENDITURES

DEPARTMENT: FIRE SERVICES ACTIVITY NO.: 95

DIVISION OR ACTIVITY: FIRE OPERATIONS

ACCT. NO.	ACCOUNT TITLE	2015-2016 ACTUAL EXPENDITURES	2016-2017 ADOPTED BUDGET	2016-2017 EXPENDITURES ESTIMATE	2017-2018 ADOPTED BUDGET
	PERSONAL SERVICES				
101	SALARIES AND WAGES	7,956,892	7,490,310	7,182,034	7,413,301
102	DIFFERENTIAL/LEADMAN PAY	313	1,000	500	0
103	SICK LEAVE-PAY IN LIEU	329,629	271,805	370,735	217,982
104	CONTRACT LABOR	0	0	0	0
106	PART-TIME	0	0	0	0
108	OVERTIME	14,315	21,213	30,284	35,000
110	UNEMPLOYMENT CONTRIBUTION	10,988	5,700	5,700	11,000
111	F.I.C.A.	117,902	124,033	102,221	115,772
112	WORKERS COMPENSATION	333,879	310,000	302,863	320,000
113	GROUP LIFE & HOSP	1,027,413	1,104,144	1,130,060	1,161,045
114	CITY RETIREMENT PLAN	7,075	7,332	6,544	11,251
117	FIREFIGHTER'S PENSION	1,167,686	1,127,276	1,037,212	1,095,030
118	LONGEVITY	153,592	130,909	156,664	136,679
119	HOLIDAY PAY	177,471	181,342	180,000	181,342
121	UNIFORM MAINTENANCE	82,484	98,145	79,791	84,092
		$11,379,639	$10,873,209	$10,584,608	$10,782,494
	MATERIALS AND SUPPLIES				
201	SUPPLIES, TOOLS, EQUIP	98,720	105,000	93,203	90,000
205	CHEMICALS	997	1,500	1,250	1,500
211	REPAIR AND MAINTENANCE	29,710	37,000	37,000	38,000
212	CONTRACTUAL MAINTENANCE	0	59,088	59,088	20,000
216	UNIFORM AND CLOTHING	115,564	126,332	125,000	110,000
		$244,991	$328,920	$315,541	$259,500
	OTHER SERVICES & CHARGES				
221	RENTAL, PUBL, PRINTING	13,884	14,900	14,900	15,000
231	PROF & TECHNICAL SERVICE	35,994	28,500	28,000	32,000
241	TELEPHONE & POSTAGE	11,707	20,500	20,500	27,594
248	ELECTRICITY & NAT GAS	45,492	60,000	60,000	60,000
251	INSURANCE	0	0	0	0
264	DUES & MEMBERSHIPS	0	0	0	0
265	TRAINING AND TRAVEL	43,985	31,425	20,000	28,000
272	ELECTION EXPENSE	0	0	0	0
279	OTHER EXPENSES	637	673,589	650,000	650,500
		$151,699	$828,914	$793,400	$813,094
	CAPITAL OUTLAY				
310	LEASE PURCHASE AGREEMENT	791,397	578,268	578,268	0
311	MOTIVE EQUIPMENT	0	0	0	0
312	MACHINERY & EQUIPMENT	775,370	163,354	163,354	12,572
321	CONSTRC, IMPRVMNT, ADDTN	242	0	0	55,000
		$1,567,009	$741,622	$741,622	$67,572
	DIVISION TOTALS	$13,343,338	$12,772,665	$12,435,171	$11,922,660

CAPITAL IMPROVEMENT PROGRAM

CAPITAL IMPROVEMENT PROJECTS

FY 2017-2018

THE CAPITAL IMPROVEMENT PROGRAMS LISTED ON THE FOLLOWING PAGES LIST THE PROJECTS APPROVED BY THE LAWTON CITY COUNCIL AND THE VOTERS OF LAWTON.

THIS LIST SHOWS ALL OF THE BALANCES IN THE PROJECTS; HOWEVER, NOT ALL PROJECTS WILL BE FUNDED OR COMPLETED IN FY 2017-2018

PARK DEVELOPMENT FUND	19,085
CAPITAL IMPROVEMENTS PROJECTS FUND	370,010
2008 SALES TAX IMPROVEMENT FUND	520,575
2005 SALES TAX IMPROVEMENT FUND	309
2005 AD VALOREM	7,765
2012 SALES TAX IMPROVEMENT FUND	888,497
2012 AD VALOREM	79,621
2015 CAPITAL IMPROVEMENT FUND	82,716,319
2016 CAPITAL IMPROVEMENT FUND	104,515,322
TOTAL	$ 189,117,502

CITY OF LAWTON

Expenditure Statement by Fund

For the Period July 1, 2016 through June 30, 2017

FUND 052: PARK FEE FUND

Account Number	Account Name	Original Budget	Expenditures	Encumbrances	Available Budget
EXPENDITURES					
052-0852-000-00-02580000	APPRAISAL FEES	$ 0	$ 0	$ 0	$ 0
052-0852-000-00-03010000	REAL ESTATE	0	0	0	0
052-0852-000-00-03210000	CONSTRC, IMPRVMNT, ADDTN	0	0	0	0
052-0852-000-00-03330353	PARK IMPROVEMENT-ELMER THOMAS PLAYGROUND	0	0	0	0
052-0852-000-00-03330419	PARK IMPROVEMENTS-PRAIRIE PARK	10,285.78	0	0	10,285.78
052-0852-000-00-03330421	PARK IMPROVEMENTS-PUTNEY PARK	4,584.55	0	0	4,584.55
052-0852-000-00-03330422	PARK IMPROVEMENTS-COUNTRY CLUB PARK	1,017.02	0	0	1,017.02
052-0852-000-00-03330423	PARK IMPROVEMENTS-GARDNER VILLAGE PARK	747.5	0	0	747.5
052-0852-000-00-03330443	PARK IMPROVEMENTS-HENDERSON PARK	2,450.12	0	0	2,450.12
Total Expenditures		$ 19,084.97	$ 0	$ 0	$ 19,084.97

CITY OF LAWTON

Expenditure Statement by Fund

For the Period July 1, 2016 through June 30, 2017

THIS FUND PROVIDED FOR COMPLETION OF CAPITAL IMPROVEMENT PROJECTS THAT HAVE RECEIVED SPECIAL REVENUES DEDICATED ONLY TO THE SPECAIL PROJECT. THIS FUND IS PROVIDED IN OKLAHOMA STATE STATUTES CHAPTER 11, PARAGRAPH 17-109.

FUND 035: CAPITAL IMPROVEMENT FUND

Account Number	Account Name	Original Budget	Expenditures	Encumbrances	Available Budget
EXPENDITURES					
035-0097-000-00-02111026	METERS & METER EQUIPMENT	$ 3,316.22	$ 0	$ 0	$ 3,316.22
035-0097-000-00-02310000	PROFESSIONAL SERVICES - LEGAL FEES	1,635.77	139,424.57	1,393.68	19,375.02
035-0097-000-00-02311099	D & D WEED ABATEMENT	27,205.00	41,133.50	39,439.00	26,632.50
035-0097-000-00-02311110	CITY READINESS STUDY	25,000.00	0	0	25,000.00
035-0097-000-00-02790000	OTHER EXPENSES	3,412.57	0	0	3,412.57
035-0097-000-00-02791102	MAYORS COMMISSION ON STATUS OF WOMEN	0	0	3.43	0
035-0097-000-00-02791103	FIRE RECOVERY ADMIN FEE	1,456.96	38,004.80	55.2	1,946.96
035-0097-000-00-02791131	HEALTH & WELLNESS	5,000.00	4,601.21	398.58	0.21
035-0097-000-00-03101153	OPTERRA ENERGY CONSERVATION	0	414,742.25	2,459,609.75	0
035-0097-000-00-03120525	MACHINERY & EQUIPMENT-FIRE	636.13	1,184.99	0	1.14
035-0097-000-00-03120580	MACH & EQUIP-WAL MART DONATION LPD	2,341.00	0	2,341.00	0
035-0097-000-00-03120601	DONATIONS - LPD	9,655.20	3,330.00	323.36	11,831.84
035-0097-000-00-03121022	CJHS CHAIRS	8,484.72	0	0	8,484.72
035-0097-000-00-03121091	BELL NOTIFICATION SYSTEM	2,377.42	0	0	2,377.42
035-0097-000-00-03121103	FIRE STA WIRELESS INTERNET	1,848.46	0	0	1,848.46
035-0097-000-00-03191067	LANDFILL GAS COLL & CONTROL SYST MAINT	51,976.25	29,315.56	22,950.00	54,258.97
035-0097-000-00-03210355	BICYCLE TRAIL	126.52	233.22	0	126.52
035-0097-000-00-03210377	CONSTRC, IMPRVMNT, ADDTN-ELMER THOMAS AM	215.06	0	0	215.06
035-0097-000-00-03210417	MCMAHON PARK/BALLFIELD IMPRV	43,761.37	0	2,166.64	43,761.37
035-0097-000-00-03210500	FEE IN LIEU OF SIDEWALKS	14,406.36	0	72,964.36	0
035-0097-000-00-03210548	CONSTRC, IMPRVMNT, ADDTN-ELMER THOMAS PK	61,873.00	23,367.25	0	38,505.75
035-0097-000-00-03211040	CONSTRUCTION - ANIMAL WELFARE BLDG	10,917.91	0	10,188.00	10,917.91
035-0097-000-00-03211066	ELMER THOMAS PK LIGHT PROJ	6.87	0	0	6.87
035-0097-000-00-03211074	FEE IN LIEU - STORMWATER DETENTION	778.4	0	0	1,290.00
035-0097-000-00-03211089	CONSTRC, IMPRVMNT, ADDTN-MCMAHON CHILLER	1,531.49	0	0	1,531.49
035-0097-000-00-03211090	CONSTRC,IMPRVMNT,ADDTN-MCMAHON PAVILLION	18,771.80	0	8,971.20	18,771.80
035-0097-000-00-03211092	FIRE BLDG MODIFICATIONS	2,157.51	0	0	2,157.51
035-0097-000-00-03211096	DOVE CREEK MAINT BOND IMPR	399.15	0	0	399.15
035-0097-000-00-03211129	BUS SHELTERS & IMPROVEMENTS	2,400.00	0	0	3,600.00
035-0097-000-00-03211138	E911 COMMUNICATION LINK	0	15,471.38	8,566.80	25,961.82
035-0097-000-00-03211141	FEMA ROOF REPAIR	0	0	0	8,456.25
035-0097-000-00-03290484	CONSTRUCTION-MISCEL.-FEMA INFRASTRUCTURE	63,025.25	18,837.72	0	44,187.53
035-0097-000-00-03290582	CONSTRUCTION-MISCEL.-REIMBURSABLE SIGNS	11,624.06	0	0	11,624.06
035-0097-TST-00-03210355	BICYCLE TRAIL-TSET	445.52	434.25	0	11.27
Total Expenditures		$ 415,343.47	$ 730,080.70	$ 2,629,371.00	$ 370,010.39

CITY OF LAWTON

Expenditure Statement by Fund

For the Period July 1, 2016 through June 30, 2017

THE 2008 SALES TAX CAPITAL IMPROVEMENTS PROGRAM IS FUNDED BY A 3/8TH SALES TAX WHICH BEGAN JANUARY 1, 2008 AND ENDED DECEMBER 31, 2014 PROCEEDS ARE APPLIED TO THE FOLLOWING PROJECTS AS FUNDS ARE AVAILABLE AS OF APRIL 4, 2017 PROCEEDS ARE $29,968,168 AND INTEREST OF $11,228.

FUND 032: CIP SALES TAX 2008 FUND

Account Number	Account Name	Original Budget	Expenditures	Encumbrances	Available Budget
EXPENDITURES					
032-0097-000-00-02990060	M&O EXPNS TO OTHER FUNDS-LAWTON WATER AU	0	305,476.84	0	-305,476.84
032-0097-000-00-03210391	NW 2ND ST ENHANCEMENT PROJ 2005-12	0	73,865.97	0	0
032-0097-000-00-03211107	COUNCIL POLICY 6-4 MATERIALS REIMB	150,000.00	0	0	0
032-0097-000-00-03261001	WARD ONE STREETS PROJ	47,810.68	0	0	0
032-0097-000-00-03261002	WARD TWO STREETS PROJ	142,525.73	0	0	0
032-0097-000-00-03261004	WARD FOUR STREETS PROJ	104,465.42	14,868.49	174,222.73	0
032-0097-000-00-03261005	WARD FIVE STREETS PROJ	521.2	0	0	0
032-0097-000-00-03261006	WARD SIX STREETS PROJ	40,498.84	0	0	0
032-0097-000-00-03261008	WARD EIGHT STREETS PROJ	126,438.13	0	0	0
032-0097-000-00-03261010	RESIDENTIAL STREET DESIGNS	46,535.00	0	0	0
032-0097-000-00-03261011	ROGERS LN(I44-FLOWER MD)DESIGN	624,274.67	80.36	383,595.00	624,194.31
032-0097-000-00-03261069	GOODYEAR/CACHE RD INTERSECTION	11,315.16	0	0	0
032-0097-000-00-03261076	RESIDENTIAL STREET DESIGN 2012-11	11,418.93	11,418.93	19,938.00	0
032-0097-000-00-03271016	NINE MILE CREEK SEWER LN PROJ	2,206,012.48	16,668.11	45,131.98	201,857.70
032-0097-000-00-03281104	67TH ST CHLORINE PUMP STA	807,081.71	0	0	0
032-0097-000-00-03281105	2014 WTLN REPLACEMENT PROJ 14-8	87,812.50	0	0	0
032-0097-000-00-03321106	WATER REUSE FEASIBILITY STUDY	67,971.82	0	0	0
Total Expenditures		$ 4,474,697.27	$ 422,378.70	$ 622,887.71	$ 520,575.17

CITY OF LAWTON

Expenditure Statement by Fund

For the Period July 1, 2016 through June 30, 2017

THE 2005 SALES TAX CAPITAL IMPROVEMENT PROGRAM IS FUNDED BY A ONE AND ONE QUARTER CENT SALES TAX WHICH BEGAN JANURAY 1, 2005 AND ENDED DECEMBER 31, 2011. PROCEEDS ARE APPLIED TO THE FOLLOWING PROJECTS AS FUNDS ARE AVAILABLE. COLLECTIONS AS OF APRIL 4, 2017 ARE $89,608,781 PLUS INTEREST EARNED OF $3,853,091

FUND 038: CIP SALES TAX 2005 FUND

Account Number	Account Name	Original Budget	Expenditures	Encumbrances	Available Budget
EXPENDITURES					
038-0097-000-00-02790000	OTHER EXPENSE	$ 0	$ 0	$ 0	$ 0
038-0097-000-00-02990000	M&O EXPNS TO OTHER FUNDS	0	0	0	0
038-0097-000-00-03190442	LANDFILL PROJECTS-LANDFILL MAINT BLDG	7,339.80	1,048,755.27	0	0
038-0097-000-00-03191067	LANDFILL GAS COLL & CONTROL SYST 2011-2	149,054.10	6,400.00	0	0
038-0097-000-00-03210618	CONSTRC, IMPRVMNT, ADDTN-DOWNTOWN PRESER	20,544.82	0	0	0
038-0097-000-00-03260418	CONSTRUCTION-STREETS-FLOWERMOUND RD-LEE	37,303.36	0	0	0
038-0097-000-00-03260444	CONSTRUCTION-STREETS-FLOWERMOUND-GORE TO	71,772.96	0	0	0
038-0097-000-00-03260445	CONSTRUCTION-STREETS-GORE BOULEVARD	0	0	2,069.60	0
038-0097-000-00-03260583	CONSTRUCTION-STREETS-SE 45TH ST / GORE -	269	9,496.80	15,000.00	298.04
038-0097-000-00-03260633	CONSTRUCTION-STREETS-40TH/CACHE TO 40TH	69,337.60	0	0	0
038-0097-000-00-03270495	WWTP ENG STUDY REPORT 2008-11	0	6,999.70	2,974.68	0
038-0097-000-00-03280779	WTP SLUDGE LAGOON STUDY	0	0	24,128.53	0
038-0097-000-00-03281026	METER & METER REPAIR PARTS	41.3	0	0	0
038-0097-000-00-03281093	I-44 RAMP WATERLINE	10.54	59,279.01	23,419.63	10.54
038-0097-000-00-03321098	MPWTP FILTER MEDIA REPLACEMENT	250,462.35	0	0	0
Total Expenditures		$ 676,858.07	$ 1,434,907.58	$ 67,592.44	$ 308.58

CITY OF LAWTON
Expenditure Statement by Fund
For the Period July 1, 2016 through May 31, 2017

THE PROJECTS ARE BEING FUNDED BY AD VALOREM RATES, APPROVED BY TAXPAYERS
BEGINNING JANUARY 2005, TOTAL BOND EXPENSES WERE $78,235
BOND PREMIUM WAS $67,125 AND PROCEEDS OF $3,300,000.

FUND 039: CIP AD VALOREM 2005 FUND

Account Number	Account Name	Original Budget	Expenditures	Encumbrances	Available Budget
EXPENDITURES					
039-0097-000-00-03210618	CONSTRC, IMPRVMNT, ADDTN-DOWNTOWN PRESER	508.88	0	0	508.88
039-0097-000-00-03260453	CONSTRUCTION-STREETS-NORTHWEST 38TH ST	3,025.14	0	0	3,025.14
039-0097-000-00-	DEMOLITION ABANDONED WWTP	3,948.08	0	0	3,948.08
039-0097-000-00-03280437	WATER DIST & STORAGE-SE WATER TREATMENT	283.12	0	0	283.12
Total Expenditures		$ 7,765.22	$ 0	$ 0	$ 7,765.22

CITY OF LAWTON

Expenditure Statement by Fund

For the Period July 1, 2016 through June 30, 2017

THE 2012 SALES TAX CAPITAL IMPROVEMENTS PROGRAM IS FUNDED BY A ONE AND
A QUARTER CENT SALES TAX WHICH BEGAN JANUARY 1, 2012 AND WILL END DECEMBER 31, 2019.
PROCEEDS ARE APPLIED TO THE FOLLOWING PROJECTS:
COLLECTIONS AS OF APRIL 4, 2017 ARE $54,237,822.67 AND INTEREST OF $277,570.87

FUND 090: CAPITAL IMPROVEMENT 2012

Account Number	Account Name	Original Budget	Expenditures	Encumbrances	Available Budget
EXPENDITURES					
090-0097-000-00-02990000	M&O EXPNS TO OTHER FUNDS	$ 0	$ 3,321,190.00	$ 0	$ -3,321,190.00
090-0097-000-00-02990060	M&O EXPNS TO OTHER FUNDS-LAWTON WATER AU	0	3,373,016.06	0	-3,373,016.06
090-0097-000-00-03261002	WARD TWO STREETS PROJ	-205,134.90	-155,322.40	0	0
090-0097-000-00-03261050	NW 2ND ST(COLUMBIA TO FERRIS)	456,654.92	2,490,560.77	363,919.88	445,673.17
090-0097-000-00-03261051	SW 52ND ST (GORE TO RR TRACKS)	3,971,871.28	12,980.24	50,611.00	3,958,875.04
090-0097-000-00-03261052	CITYWIDE MILL & OVERLAY PROGRAM	2,701,136.43	50.02	0	46.46
090-0097-000-00-03261054	27TH/31ST ST DESIGN GORE - FERRIS	137,008.27	0	105,030.55	0
090-0097-000-00-03261087	112TH STREET PROJECT	1,253,417.08	730.19	4,198.37	382.48
090-0097-000-00-03261097	SW 52ND (MALCOM RD TO BISHOP RD)	0	18	0	0
090-0097-000-00-03261111	ST RECON PROJ 12-11 PH2	3,723.29	753,244.08	0	0
090-0097-000-00-03261112	ST RECON PROJ 12-11 PH1	246,275.00	727,041.82	834,415.53	239,275.00
090-0097-000-00-03261137	CONSTRUCTION-STREETS-SW BISHOP/67TH-52ND	0	386,118.43	1,772,332.59	0
090-0097-000-00-03261155	GORE BLVD TO RAILROAD ST	0	0	0	292,610.63
090-0097-000-00-03261156	LARRENCE ROAD	0	0	0	1,501,686.89
090-0097-000-00-03271016	NINE MILE CREEK SEWER LINE	-8,500,000.00	0	0	0
090-0097-000-00-03271044	PHASE III - SEWER REHAB	-2,123,172.00	-2,123,172.00	0	0
090-0097-000-00-03291048	CITY CAR & TRUCK WASH FACILITY	0	0	0	0
090-0097-000-00-03301053	GREER ADTN DRAINAGE NW35TH - ARLINGTON	831,800.86	350.25	0	0
090-0097-000-00-03310462	MEDICINE PARK CLEARWELL	922,715.77	0	0	0
090-0097-000-00-03321045	WWTP WORK PKG #2	1,281,544.24	0	0	0
090-0097-000-00-03321106	WATER REUSE FEASIBILITY STUDY	2,945.00	35,055.00	0	0
090-0097-000-00-03321154	WWTP WORK PKG #3	0	0	142,374.00	1,139,170.24
090-0097-000-00-03360335	67TH AND ROGERS LN TRAFFIC LIGHT	0	55,017.07	0	4,982.93
Total Expenditures		$ 980,785.24	$ 8,876,877.53	$ 3,272,881.92	$ 888,496.78

CITY OF LAWTON

Expenditure Statement by Fund

For the Period July 1, 2016 through June 30, 2017

THE PROJECTS ARE BEING FUNDED BY AD VALOREM RATES, APPROVED BY TAXPAYERS
BEGINNING JANUARY 2005, TOTAL BOND EXPENSES WERE $78,235
BOND PREMIUM WAS $67,125 AND PROCEEDS OF $6,200,000.

FUND 091: AD VALOREM 2012

Account Number	Account Name	Original Budget	Expenditures	Encumbrances	Available Budget
EXPENDITURES					
091-0097-000-00-02790000	OTHER EXPENSES	$ 0	$ 0	$ 0	$ 0
091-0097-000-00-02800000	BOND ISSUANCE EXPENSE	0	0	0	0
091-0097-000-00-03190442	LANDFILL MAINT BLDG	105,795.54	1,151,463.95	660,712.93	79,620.64
091-0097-000-00-03211040	ANIMAL WELFARE FACILITY	0	0	0	0
091-0097-000-00-03211047	FIRE STATION IMPROVEMENTS	0	2,727,425.09	143,818.48	0
Total Expenditures		$ 105,795.54	$ 3,878,889.04	$ 804,531.41	$ 79,620.64

CITY OF LAWTON

Expenditure Statement by Fund

For the Period July 1, 2016 through May 31, 2017

THIS 2015 SALES TAX CAPITAL IMPROVEMENT PROGRAM IS FUNDED BY A .875 PERCENT SALES TAX
WHICH BEGAN JANUARY 1, 2015 AND WILL END DECEMBER 31, 2025
PROCEEDS ARE APPLIED TO THE FOLLOWING PROJECTS AS FUNDS ARE COLLECTED.

FUND 093: 2015 CAPITAL IMPROVEMENT FUND

Account Number	Account Name	Original Budget	Expenditures	Encumbrances	Available Budget
EXPENDITURES					
093-0097-000-00-02311116	POLICE & FIRE COMPENSATION	27,549,092.62	0	0	27,549,092.62
093-0097-000-00-02311121	DEMOLISH DILAPIDATED HOUSES	150,000.00	4,498.74	3,381.26	142,120.00
093-0097-000-00-02391100	INTEREST - PUBLIC SAFETY FACILITY	0	0	0	2,304,186.00
093-0097-000-00-02990000	M&O EXPNS TO OTHER FUNDS	0	367,375.00	0	-367,375.00
093-0097-000-00-02990060	M&O EXPNS TO OTHER FUNDS-LAWTON WATER AU	0	2,000.00	728,194.33	-730,194.33
093-0097-000-00-03210340	LAWTON PUBLIC SCHOOLS - SALES TAX	9,166,666.72	2,083,333.30	0	7,083,333.42
093-0097-000-00-03210343	WATER SYS PAINTING PROJ	156,429.10	139,206.93	420,854.83	146,429.10
093-0097-000-00-03211100	PUBLIC SAFETY FACILITY	26,724,709.86	1,475,448.33	896,126.12	26,724,709.86
093-0097-000-00-03211113	DEMO/MITIGATION OLD CITY HALL	16,552.00	0	3,000.00	16,552.00
093-0097-000-00-03211114	DEMOLISH & MITIGATE OLD POLICE STA	200,000.00	0	0	200,000.00
093-0097-000-00-03211115	FIRE STA 1 IMPROVEMENTS	5,000,000.00	0	0	5,000,000.00
093-0097-000-00-03211119	LIBRARY REHAB & IMPROVEMENTS	808,500.00	0	0	808,500.00
093-0097-000-00-03211120	ADA COMPLIANCE IMPROVEMENTS	1,000,000.00	15	70,485.00	929,500.00
093-0097-000-00-03211122	MCMAHON AUDITORIUM CHILLER	47,193.98	76,035.38	119,963.61	46,248.38
093-0097-000-00-03211123	MCMAHON & GREAT PLAINS ROOF	35,565.17	0	0	35,565.17
093-0097-000-00-03211127	FIRE STATION 8	0	944,995.99	1,055,004.01	0
093-0097-000-00-03260445	WEST GORE (67TH - 82ND) DESIGN	34,100.00	0	346,234.76	34,100.00
093-0097-000-00-03261117	RECONSTRUCTION ROGERS LN(I44-VILLAGE DR)	4,500,000.00	0	0	4,500,000.00
093-0097-000-00-03261118	RECONSTRUCTION W GORE(67TH-82ND)	4,550,000.00	0	0	4,550,000.00
093-0097-000-00-03281093	I-44 RAMP WATERLINE	24,336.12	0	0	24,336.12
093-0097-000-00-03281105	2014 WTLN REPLACEMENT PROJ 14-8	0	0	9,236.33	0
093-0097-000-00-03281150	WTLN PROJ 12-11 (35TH TO 34TH)	0	149,771.17	437,483.82	0
093-0097-000-00-03291126	YOUTH PROGRAMS	194,139.20	12,027.68	496.03	181,711.52
093-0097-000-00-03311124	WATER/SEWER SYS IMPROVEMENTS	1,721,114.00	0	0	1,133,859.01
093-0097-000-00-03311127	FIRE STATION 8 WL IMPROVEMENTS	691,900.00	0	429,321.68	670,678.32
093-0097-000-00-03331125	RECREATION IMPROVEMENTS	1,741,661.56	130,621.82	8,694.66	1,732,966.90
093-0097-000-00-03331131	ELMER THOMAS WATER SPRAY PARK	450,000.00	150.66	449,849.34	0
Total Expenditures		$ 84,761,960.33	$ 5,385,480.00	$ 4,978,325.78	$ 82,716,319.09

CITY OF LAWTON
Expenditure Statement by Fund
For the Period July 1, 2016 through May 31, 2017

THIS 2016 SALES TAX CAPITAL IMPROVEMENT PROGRAM IS FUNDED BY SALES TAX
WHICH BEGAN IN JANUARY 1, 2016 AND WILL END DECEMBER 31, 2027.
PROCEEDS ARE APPLIED TO THE FOLLOWING PROJECTS AS COLLECTED.

FUND 094: 2016 CAPITAL IMPROVEMENT FUND

Account Number	Account Name	Original Budget	Expenditures	Encumbrances	Available Budget
EXPENDITURES					
094-0097-000-00-02800000	BOND ISSUANCE EXPENSE	$ 0	$ 0	$ 0	$ 0
094-0097-000-00-02990060	M&O EXPNS TO OTHER FUNDS-LAWTON WATER AU	0	2,632,948.79	0	-2,632,948.79
094-0097-000-00-03121134	LATS TRANSPORTATION IMPR	2,294,579.00	0	2,653,666.00	846,334.00
094-0097-000-00-03191046	LANDFILL CELLS 6 & 7 LAND PURCHASE	7,500,000.00	0	0	7,500,000.00
094-0097-000-00-03200605	CONSTRUCTION-LAKES-LAKE DAM IMPROVEMENTS	0	69,884.85	5,042.15	565,073.00
094-0097-000-00-03260000	CONSTRUCTION-CITYWIDE STREETS	1,600,000.00	0	0	0
094-0097-000-00-03261002	WARD TWO STREETS PROJ	500,000.00	155,322.40	0	0
094-0097-000-00-03261004	WARD FOUR STREETS PROJ	500,000.00	0	0	0
094-0097-000-00-03261005	WARD FIVE STREETS PROJ	200,000.00	0	0	0
094-0097-000-00-03261006	WARD SIX STREETS PROJ	500,000.00	0	0	0
094-0097-000-00-03261007	WARD SEVEN STREETS PROJ	200,000.00	0	0	0
094-0097-000-00-03261008	WARD EIGHT STREETS PROJ	500,000.00	0	0	0
094-0097-000-00-03261049	SE 45TH ST (LEE BLVD TO BELL AVE)	5,959,910.00	6,177,542.40	2,572.61	1,308,806.67
094-0097-000-00-03261142	E GORE PS ST-W 1ST/SE WALLOCK	0	0	0	1,600,000.00
094-0097-000-00-03261143	NW CARROLL DRIVE IMPR	0	0	0	194,677.60
094-0097-000-00-03261144	SE 40 TO 41ST/ELMHURST - BEDFORD	0	0	0	500,000.00
094-0097-000-00-03261145	SW 27TH OVERLAY/J AVE - RR TRACK	0	0	150,000.00	50,000.00
094-0097-000-00-03261146	NW CACHE OVERLAY(NW67TH-82ND ST)	0	0	0	500,000.00
094-0097-000-00-03261147	SW 7TH ST IMPR(MCKINLEY-LEE)	0	0	0	200,000.00
094-0097-000-00-03261148	SW OAKCLIFF AVE(SW61-SW66TH)	0	0	0	500,000.00
094-0097-000-00-03261151	NW20TH (CACHERD-NW IRWIN AVE)	0	44,421.51	54,761.93	816.56
094-0097-000-00-03261152	NW PERSHING(CACHE-FERRIS)OVRLY	0	919.27	48,169.73	911
094-0097-000-00-03271016	NINE MILE CREEK SEWER LINE	8,500,000.04	7,053,748.20	3,448,244.76	0.04
094-0097-000-00-03271044	PHASE III - SEWER REHAB	34,698,007.00	2,123,172.00	0	32,574,835.00
094-0097-000-00-03281104	67TH ST CHLORINE PUMP STA	65,693.71	41,411.15	5,398.66	18,883.90
094-0097-000-00-03281133	ALTERNATIVE WATER SOURCES	61,394,650.66	100	0	60,754,550.66
094-0097-000-00-03321106	WATER REUSE FEASIBILITY STUDY	151,398.82	1,054,285.00	594,631.00	33,382.82
Total Expenditures		$ 124,564,239.23	$ 19,353,755.57	$ 6,962,486.84	$ 104,515,322.46

SINKING FUND SCHEDULES

AND

SINKING FUND ESTIMATE OF NEEDS

PROOF OF PUBLICATION
THE LAWTON CONSTITUTION
P.O. BOX 2069–L, Lawton, OK 73502 :(580) 353–0620

IN THE _____ COURT OF COMANCHE COUNTY, OKLAHOMA

STATE OF OKLAHOMA, COUNTY OF COMANCHE

Case No. City of Lawton Budget Funding

I, Kim Dodds, of lawful age, being duly sworn upon oath, deposes and ays: That I am in upper Management at The Lawton Constitution, a daily ewspaper printed and published in the city of Lawton, County of Comanche, and ate of Oklahoma, and that the advertisement above referred to, a true and inted copy of which is here unto attached, was published in said newspaper for ıe publication dates listed below.

Publication Dates 05/18/2017.

ıat said newspaper has been published ontinuosly and uninterruptedly in said ounty during a period of one hundred and our consecutive weeks prior to the ıblication of the attached notice or dvertisement: that it has been admitted to he United States mail as second-class mail atter, that it has a general paid irculation, and publishes news of general nterest, and otherwise conforms with all of he statues of the State of Oklahoma overning legal publications.

Kim Dodds

Signature

SUBSCRIBED and sworn to before me this day of

Toni Wilson

Notary Public Comm#: 02004515

NOTARY PUBLIC State of OK
TONI WILSON
Comm. # 05011169
Expires 12-12-2017

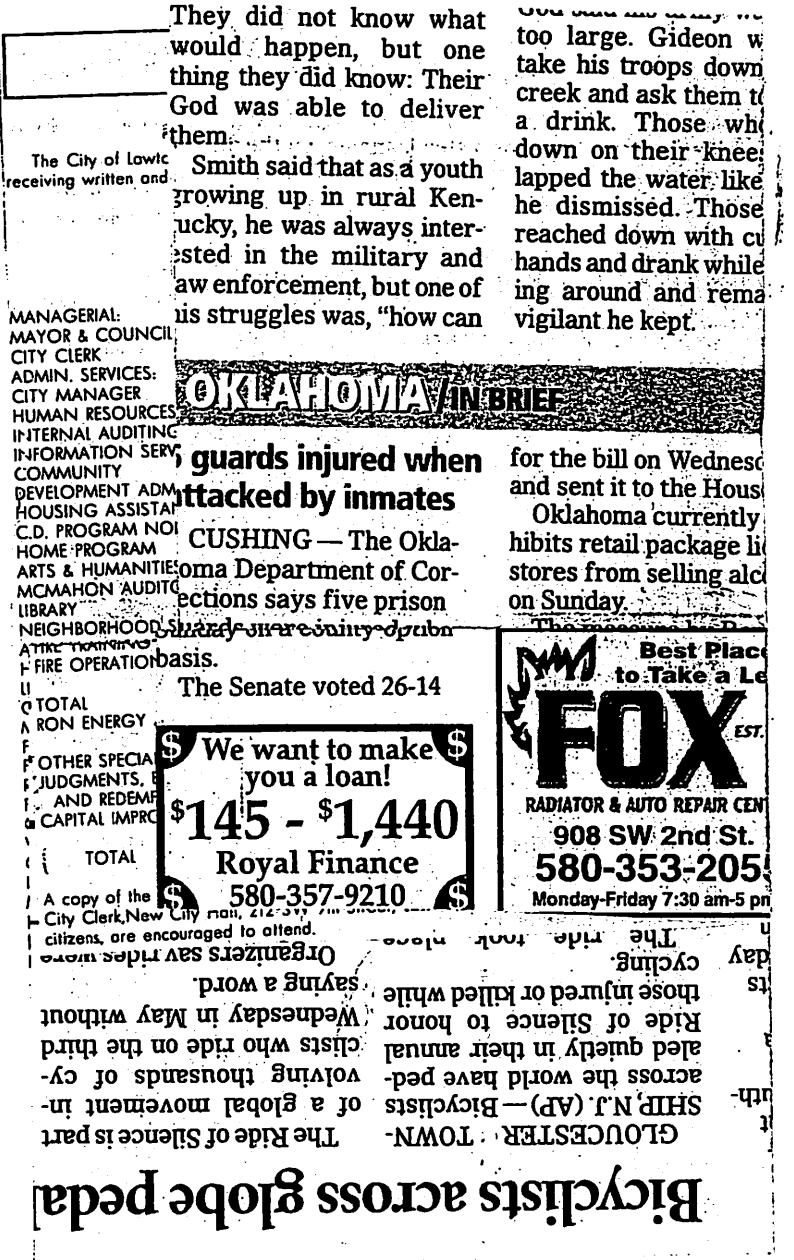

They did not know what would happen, but one thing they did know: Their God was able to deliver them.

Smith said that as a youth growing up in rural Kentucky, he was always interested in the military and law enforcement, but one of his struggles was, "how can

too large. Gideon w take his troops down creek and ask them t a drink. Those wh down on their knee lapped the water like he dismissed. Those reached down with c hands and drank while ing around and rema vigilant he kept.

The City of Lawtc receiving written and

MANAGERIAL:
MAYOR & COUNCIL
CITY CLERK
ADMIN. SERVICES:
CITY MANAGER
HUMAN RESOURCES
INTERNAL AUDITING
INFORMATION SERV
COMMUNITY
DEVELOPMENT ADM
HOUSING ASSISTAI
C.D. PROGRAM NOI
HOME PROGRAM
ARTS & HUMANITIES
MCMAHON AUDITC
LIBRARY
NEIGHBORHOOD
ATTIC TRAINING
FIRE OPERATION
TOTAL
RON ENERGY
OTHER SPECIA
JUDGMENTS,
AND REDEMF
CAPITAL IMPRC
TOTAL

A copy of the City Clerk,New City Hall, 212 SW 9th Street, citizens, are encouraged to attend.

OKLAHOMA IN BRIEF

guards injured when ttacked by inmates

CUSHING — The Oklaoma Department of Corections says five prison

basis.

The Senate voted 26-14

for the bill on Wednesc and sent it to the Hous

Oklahoma currently hibits retail package li stores from selling alc on Sunday.

We want to make you a loan!
$145 - $1,440
Royal Finance
580-357-9210

Best Place to Take a Le
FOX EST.
RADIATOR & AUTO REPAIR CEN
908 SW 2nd St.
580-353-205
Monday-Friday 7:30 am-5 pn

Bicyclists across globe peda

GLOUCESTER, TOWN- SHIP, N.J. (AP) — Bicyclists across the world have pedaled quietly in their annual Ride of Silence to honor those injured or killed while cycling. The ride took place Wednesday in May without saying a word.

The Ride of Silence is part of a global movement involving thousands of cyclists who ride on the third

Organizers say rides were

0000387060 0000068054

Published in The Lawton Constitution
May 16 2017

The City of Lawton will hold a public hearing at 6:00 p.m. May 23, 2017, in the city council chambers, City Hall, 212 SW 9th Street, Lawton, Oklahoma for the purpose of receiving written and hearing oral comments from the public concerning the proposed budget for FY 2015-2016 as summarized below:

CITY OF LAWTON
BUDGET ACTIVITY FUNDING SUMMARY
FISCAL YEAR 2017-2018

	ACT NO	GENERAL FUND	C.D.B.G.	ENTERPRISE FUND WATER	SEWER	REFUSE	OTHER	CAPITAL OUTLAY	TOTAL
MANAGERIAL:									
MAYOR & COUNCIL	1	$90,850	$-	$-	$-	$-			$90,850
CITY CLERK	2	285,890							285,890
ADMIN. SERVICES:									
CITY MANAGER	3	716,648							716,648
HUMAN RESOURCES	4	842,254						20,714	842,254
INTERNAL AUDITING	7	86,556							86,556
INFORMATION SERVICES	16	568,090		284,045	284,045	284,045			1,420,225
COMMUNITY									
DEVELOPMENT ADMIN	22	11,880	11,880						126,051
HOUSING ASSISTANCE	26		215,082						215,082
C.D. PROGRAM NON-OPER.	28		244,733						244,733
HOME PROGRAM	29		332,521						332,521
ARTS & HUMANITIES	33	235,840						22,116	235,840
MCMAHON AUDITORIUM	46	268,867							268,867
LIBRARY	51	1,191,366					44,000		1,235,366
NEIGHBORHOOD SERVICES	81	396,954					225,000		621,954
ANIMAL WELFARE	89	649,301					75,300		724,601
HOTEL/MOTEL TAX	9						1,307,855		1,307,855
LEGAL SERVICES:									
CITY ATTORNEY	8	1,258,058					2,500		1,260,558
MUNICIPAL COURT	11	565,099					250,000		815,099
FINANCE:									
FINANCE ADMINISTRATION	13	328,899							328,899
REVENUE COLLECTION	14			652,901	316,952	279,958			1,249,811
FINANCIAL SERVICES	15	678,272	8,000						686,272
CITY AT LARGE	41	1,181,650							1,181,650
WAURIKA FUND	55						3,398,638		3,398,638
COMMUNITY SERVICES:									
PLANNING	21	648,013							648,013
MASS TRANSIT	19	798,000							798,000
INSPECTION SERVICES	23	435,953							435,953
LICENSE AND PERMIT CENTER	30	288,208							288,208
PARKS AND RECREATION:									
PARKS AND REC. ADMIN.	42	326,282							326,282
R.S.V.P.	27	39,181					40,000		79,181
SPORTS & AQUATICS	43	356,272							356,272
RECREATION & LEISURE SERVICES	44	579,818							579,818
MUSEUM	45	500,000							500,000
LAKES	47	474,101					44,000	16,750	534,851
PARKS MAINTENANCE	52	973,353						216,500	1,189,853
CEMETERY	53	249,923					575		250,498
ATHLETIC LANDSCAPE MAINTENANCE	54	582,941							582,941
BUILDING MAINTENANCE	80	980,854						23,119	1,003,973
STORMWATER MITIGATION	61						443,013		443,013
STREET	72	3,186,582						118,341	3,304,923
TRAFFIC CONTROL	73	506,098							506,098
ELECTRONIC MAINTENANCE	77	519,329					-		519,329
EQUIPMENT MAINTENANCE.	79	3,641,417							3,641,417
SOLID WASTE-REFUSE COLL.	82	-				1,947,148		943,608	2,890,756
SOLID WASTE-REFUSE DISP.	83	-				762,391		196,650	959,041
DRAINAGE MAINTENANCE	85	-					1,059,563		1,059,563
ENGINEERING:									
ENGINEERING	24	1,157,898					92,811		1,250,709
SEWER SYS REHAB	37	-					778,554		778,554
SEWER SYS CONSTR. DIV	38						5,389,600		5,389,600
WASTEWATER COLLECTION	74	-			873,553			407,358	1,280,911
WASTEWATER MAINTENANCE	86	474,364					118,000		592,364
GEOGRAPHIC INFO SYS SERVICES	18	(121,522)		124,391	124,391	124,391			251,650
MEDICINE PARK WATER TREATMENT PL.	75	-		3,069,579				40,239	3,109,818
WASTEWATER TREATMENT PL.	76				2,561,625			21,195	2,582,820
WATER DISTRIBUTION	78	-		2,066,398				332,220	2,398,618
SE WATER TREATMENT PLANT	84			1,637,742					1,637,742
POLICE SERVICES:									
POLICE HEADQUARTERS.	65	1,546,363					56,320		1,602,683
EMERGENCY MANAGEMENT	05	147,097							147,097
EMERGENCY COMMUNICATIONS	06	830,551					1,649,732		2,480,283
POLICE UNIFORM	66	10,624,812					636,252	167,644	11,428,708
POLICE CID	67	1,734,246						27,255	1,761,501
POLICE TECH SERVICES	68	1,712,274							1,712,274
POLICE TRAINING	69	560,896					30,900		591,796
POLICE SERVICE CONTRACTS	70	163,220							163,220
FIRE SERVICES:									
FIRE PREVENTION	93	497,190					7,010		504,200
FIRE TRAINING	94	316,342					39,880	45,720	401,942
FIRE OPERATIONS	95	11,236,193	-	-	-	-	681,395	5,072	- 11,922,660
TOTAL		$39,714,204		$6,898,110	$3,559,569	$2,833,930	$10,983,030	$2,328,421	$66,317,263
RON ENERGY AND WTR METER PMT				1,255,318					1,255,318
OTHER SPECIAL FUNDS							80,874,771		80,874,771
JUDGMENTS, BOND INTEREST, AND REDEMPTION:							2,652,060		2,652,060
CAPITAL IMPROVEMENTS		-	-	-	-	-	79,913,155	-	- 79,913,155
TOTAL		$39,714,204		$8,153,428	$3,559,569	$2,833,930	$174,423,016	$2,328,421	$231,012,567

172

A copy of the information, the entire budget and additional background materials are available for public inspection from 8:00 a.m. to 5:00 p.m. weekdays at the office of the City Clerk.New City Hall. 212 SW 9th Street. Lawton, Oklahoma or at the Lawton Public Library during their normal business hours. All interested citizens, groups, and senior

EXHIBIT SF-1

CITY OF LAWTON
SINKING FUND
6/31/2017

LINE NO	BALANCE SHEET ASSETS	NEW SINKING FUND DETAIL	NEW SINKING FUND EXTENSION
1.	CASH BALANCE	$ 1,276,213.20	
2.	INVESTMENTS		
3.			
4.			
5.			
6.	TOTAL ASSETS		$ 1,276,213.20
	LIABILITIES		
7.	MATURED BONDS OUTSTANDING		
8.	ACCRUAL ON UNMATURED BONDS	$ 975,728.61	
9.	ACCRUAL ON FINAL COUPONS		
10.	UNPAID INTEREST COUPONS ACCRUED		
11.	FISCAL AGENCY COMMISSION		
12.	JUDGMENTS AND INTEREST LEVIED		
13.	EARNED UNMATURED INTEREST	53,510.21	
14.			
15.			
16.	TOTAL LIABILITIES		$ 1,029,238.82
17.	EXCESS OF ASSETS OVER LIABILITIES		$ 246,974.38
	ESTIMATE OF SINKING FUND NEEDS FOR FY 2017-2018		
18.	INTEREST REQUIRED ON BONDS	$ 409,689.01	
19.	ACCRUAL ON BONDS	1,579,514.23	
20.	ACCRUAL ON JUDGMENTS	689,787.12	
21.	INTEREST ACCRUAL ON JUDGMENTS	75,267.56	
22.	COMMISSIONS - FISCAL AGENTS	2,200.00	
23.			
24.			
25.	TOTAL SINKING FUND PROVISIONS	$ 2,756,457.92	

EXHIBIT SF-2

CITY OF LAWTON
SINKING FUND
STATEMENT OF CASH ACCOUNTS, DISBURSEMENTS AND BALANCES
FOR THE FISCAL YEAR ENDED JUNE 30, 2017

LINE NO.		NEW SINKING FUND DETAIL	NEW SINKING FUND EXTENSION
	CASH BALANCE REPORTED PRIOR YEAR SF-2	$ 877,648.03	
	PRIOR PERIOD TIMING ADJUSTMENTS	-	
1.	CASH BALANCE - JULY 1, 2016	$ 877,648.03	
	INVESTMENTS	$ -	
			$ 877,648.03
	RECEIPTS AND APPORTIONMENTS		
3.	CURRENT YEAR AD VALOREM TAX	$ 3,056,270.67	
4.	PRIOR YEAR'S AD VALOREM TAX		
5.	RESALE PROPERTY DISTRIBUTION		
6.	MATURED INVESTMENT		
7.	INTEREST EARNED		
8.	TRANSFER FROM CONST. FUND		
9.	TOTAL RECEIPTS AND APPORTIONMENTS		$ 3,056,270.67
			$ 3,933,918.70
10.	BALANCE		
	DISBURSEMENTS		
11.	INTEREST COUPON PAID	$ 402,603.76	
12.	BONDS PAID	1,320,000.00	
13.	COMMISSION PAID FISCAL AGENT	2,200.00	
14.	JUDGMENT PAID	849,023.75	
15.	INTEREST PAID ON JUDGMENTS	83,877.99	
16.	INVESTMENTS PURCHASED		
17.	TRANSFER TO C.I.P.		
18.	ARBITRAGE REPORT		
19			
20.	TOTAL DISBURSEMENTS		$ 2,657,705.50
21.	CASH BALANCE - June 30, 2017		$ 1,276,213.20

II. SINKING FUND-NEW SCHEDULES

Detailed Status of Bond and Coupon Indebtedness as of June 30, 2017, and Accruals Thereon

		HOW AND WHEN BONDS MATURED Uniform Maturities Final Maturity Otherwise				
Purpose Of Bond Issue (1)	Date Of Issue Mo. Da. Yr. (2)	Date of Sale by Delivery Mo. Da. Yr. (3)	Date Maturing Begins Mo. Da. Yr. (4)	Amount Each Uniform Maturity (5)	Date of Final Maturity Mo. Da. Yr (6)	Amount of Final Maturity (7)
1 GENERAL	10-01-05		07-01-08	115,000	07-01-20	120,000
2 OBLIGATION						
3						
4 GENERAL	10-01-05		07-01-08	190,000	07-01-20	220,000
5 OBLIGATION						
6						
7 GENERAL	10-01-08		10-01-10	420,000	10-01-28	440,000
8 OBLIGATION						
9						
10 GENERAL	10-01-08		07-01-11	230,000	07-01-23	240,000
11 OBLIGATION						
12						
13 GENERAL	05-01-13		05-01-15	365,000	05-01-23	380,000
14 OBLIGATION						
15						
16 GENERAL	06-01-16		06-01-17	320,000	06-01-26	340,000
17 OBLIGATION						
18						
19 GENERAL	06-01-17		06-01-19	3,000,000	06-01-19	3,000,000
20 OBLIGATION						
TOTAL SINKING FUND-NEW				4,640,000		4,740,000

II. SINKING FUND-NEW SCHEDULES (continued)

Detailed Status of Bond and Coupon Indebtedness as of June 30, 2017, and Accruals Thereon

			Basis of Accruals Contemplated on Net Collections or Better in Anticipation				
	Amount of Original Issue (8)	Cancelled Funded or In Judgment or Delayed For Final Levy Year (9)	Bond Issues Accruing by Tax Levy (10)	Yrs. to Run (11)	Normal Annual Accrual (12)	Tax Yrs. run (13)	Accrual Liability To Date (14)
1	1,500,000			3	115,384	10	1,153,840
2							
3							
4	2,500,000			3	192,308	10	1,923,080
5							
6							
7	8,000,000			11	421,053	8	3,368,424
8							
9							
10	3,000,000			6	230,769	7	1,615,385
11							
12							
13	3,300,000			6	330,000	4	1,320,000
14							
15							
16	2,900,000			9	290,000	1	290,000
17							
18							
19	3,000,000			2	0	0	0
20							
	24,200,000				1,579,514		9,670,729
					To SF-1 Line 19		

II. SINKING FUND-NEW SCHEDULES (continued)

Detailed Status of Bond and Coupon Indebtedness as of June 30, 2017, and Accruals Thereon
Basis of Accruals Contemplated on Net Collections
or Better in Anticipation

Deductions From Total Accruals

	Bonds Paid Prior to 6/30/2016 (15)	Bonds Paid during 2016-2017 (16)	Matured Bonds Unpaid (17)	Balance of Accrual Liability (18)	Bonds Outstanding	
					Matured (19)	Unmatured (20)
1	1,035,000	115,000		3,840		350,000
2						
3						
4	1,710,000	190,000		23,080		600,000
5						
6						
7	2,520,000	420,000		428,424		5,060,000
8						
9						
10	1,380,000	230,000		5,385		1,390,000
11						
12						
13	730,000	365,000		225,000		2,205,000
14						
15						
16	0	0		290,000		2,900,000
17						
18						
19	0	0		0		3,000,000
20						
	7,375,000.00	1,320,000.00		975,728.61		15,505,000.00
		To SF-2 Line 12		To SF-1 Line 8		

II. SINKING FUND-NEW SCHEDULES (continued)

Detailed Status of Bond and Coupon Indebtedness as of June 30, 2017, and Accruals Thereon

	Coupon Computation First Next Coupon Due Mo. Da. (21)	% Int (22)	Terminal Interest To Accrue (23)	Yrs. to Run (24)	Accrue Each Year (25)	Tax Yrs. Run (26)	Next Total Accrued To Date (27)	Current Interest Earnings Through 2017-2018 (28)	Total Interest To Levy For Sum of Cols. 25 and 28 (29)
1	7/1/2018	5.0000						14,625	14,625
2									
3									
4	7/1/2018	3.5500						18,685	18,685
5									
6									
7	10/1/2017	2.7100						155,267	155,267
8									
9									
10	7/1/2018	4.2500						54,356	54,356
11									
12									
13	5/1/2018	2.0000						44,290	44,290
14									
15									
16	6/1/2018	2.0000						57,467	57,467
17									
18									
19	6/1/2018	2.0000						65,000	65,000
20									
								409,689	409,689
							To SF-1 Line 9		To SF-1 Line 18

II. SINKING FUND-NEW SCHEDULES (continued)

Detailed Status of Bond and Coupon Indebtedness as of June 30, 2017, and Accruals Thereon

INTEREST COUPON ACCOUNT

	Interest Earned but Unpaid 6-30-2016		Interest Earnings Through 2016-2017	Coupons Paid Through 2016-2017	Interest Earned But Unpaid 06/30/17	
	Matured (30)	Unmatured (31)	(32)	(33)	Matured (34)	Unmatured (35)
1			23,250.00	23,250.00	-	-
2						
3						
4			29,135.00	29,135.00	-	-
5						
6						
7		44,032.50	167,310.00	170,250.00	-	41,092.50
8						
9						
10			69,162.50	69,162.50	-	-
11						
12						
13		8,801.04	51,589.59	52,806.26	-	7,584.38
14						
15						
16			62,833.33	58,000.00	-	4,833.33
17						
18			-	-	-	-
19						
20						
		52,833.54	403,280.43	402,603.76	-	53,510.21
				To SF-2 Line 11	To SF-1 Line 10	To SF-1 Line 13

CITY OF LAWTON
JUDGMENT INDEBTEDNESS AFFECTING HOMESTEAD
FISCAL YEAR 2017-2018

1. IN FAVOR OF	C YOUNG	C HOWE	T DOLAN	L STOUT	M MARKEY	K LINDSEY	B UNROE	I BUTCHER	G WHITEHEAD
2. BY WHOM OWNED	C.E.R.S.	C.E.R.S.	C.E.R.S.	C.E.R.S.	C.E.R.S.	C.E.R.S	C.E.R.S.	C.E.R.S.	C.E.R.S.
3. PURPOSE OF JUDGMENT	DMG CLAIM	WORK COMP	DMG CLAIM	DMG CLAIM	LITIGATION SETTLEMENT	WORK COMP	WORK COMP	DMG CLAIM	DMG CLAIM
4. CASE NUMBER	CS2013-459	CV2013-151	DC2013-34	DC2013-28	CJ2012-683	CV2013-179	CV2013-182	CJ2013-661	DC2013-023
5. NAME OF COURT	DISTRICT	DISTRICT	DISTRICT	DISTRICT	DISTRICT	DISTRICT	DISTRICT	DISTRICT	DISTRICT
6. DATE OF JUDGMENT	7-1-13	8-1-13	9-3-13	9-4-13	9-4-13	9-16-13	9-19-13	10-3-13	10-14-13
7. PRINCIPAL AMOUNT	2,048.00	29,070.00	9,370.80	1,064.29	5,000.00	17,500.00	38,857.32	4,413.79	1,330.72
8. TAX LEVIES MADE	3	3	3	3	3	3	3	3	3
9. PRINCIPAL AMOUNT PROVIDED FOR TO 6-30-16	1,365.33	19,360.00	6,247.20	709.53	3,333.33	11,666.67	25,904.88	2,942.53	887.15
10. PRINCIPAL AMOUNT PROVIDED FOR IN FY 17	682.67	9,690.00	3,123.60	354.76	1,666.67	5,833.33	12,952.44	1,471.26	443.57
11. PRINCIPAL AMOUNT NOT PROVIDED FOR	0.00	0.00	0.00	0.00	0.00	0.00	0.00	0.00	0.00
12. AMOUNT TO PROVIDE BY TAX LEVY FY 2018									
A. 1/3 PRINCIPAL									
B. INTEREST									
TOTAL									
13. LEVIED FOR BUT UNPAID JUDGMENTS OUTSTANDING									
A. PRINCIPAL									
B. INTEREST									
TOTAL									
14. JUDGMENT SINCE LEVIED									
A. PRINCIPAL	682.67	9,690.00	3,123.60	354.76	1,666.67	5,833.33	12,952.44	1,471.26	443.57
B. INTEREST	35.84	508.73	163.99	18.63	87.50	306.25	680.00	77.24	23.29
TOTAL	718.51	10,198.73	3,287.59	373.39	1,754.17	6,139.58	13,632.44	1,548.50	466.86
15. JUDGMENT SINCE PAID									
A. PRINCIPAL	682.67	9,690.00	3,123.60	354.76	1,666.67	5,833.33	12,952.44	1,471.26	443.57
B. INTEREST	35.84	508.73	163.99	18.63	87.50	306.25	680.00	77.24	23.29
TOTAL	718.51	10,198.73	3,287.59	373.39	1,754.17	6,139.58	13,632.44	1,548.50	466.86
16. LEVIED FOR BUT UNPAID									
A. PRINCIPAL									
B. INTEREST									
TOTAL									

CITY OF LAWTON
JUDGMENT INDEBTEDNESS AFFECTING HOMESTEAD
FISCAL YEAR 2017-2018

1. IN FAVOR OF	P GIBSON	G FOSTER	N BROWN	M CHEATHAM	D HILL	K LINDSEY	S DANCY	T SALAS	S MEISENZAH
2. BY WHOM OWNED	C.E.R.S.	C.E.R.S.	C.E.R.S.	C.E.R.S.	C.E.R.S	C.E.R.S.	C.E.R.S.	C.E.R.S.	C.E.R.S.
3. PURPOSE OF JUDGMENT	WORK COMP	DMG CLAIM	DMG CLAIM	WORK COMP	WORK COMP	WORK COMP	DMG CLAIM	DMG CLAIM	DMG CLAIM
4. CASE NUMBER	CV2013-210	DC2013-037	DC2013-037	CV2013-232	CV2013-233	CV2013-231	CS2013-825	DC2013-039	DC2013-042
5. NAME OF COURT	DISTRICT	DISTRICT	DISTRICT	DISTRICT	DISTRICT	DISTRICT	DISTRICT	DISTRICT	DISTRICT
6. DATE OF JUDGMENT	10-25-13	10-29-13	10-29-13	12-3-13	12-3-13	12-3-13	12-5-13	12-5-13	12-17-13
7. PRINCIPAL AMOUNT	42,875.00	905.29	921.53	47,000.00	27,535.75	35,530.00	654.39	407.17	675.00
8. TAX LEVIES MADE									
9. PRINCIPAL AMOUNT PROVIDED FOR TO 6-30-18	28,583.33	603.53	614.35	31,333.33	18,357.17	23,686.67	436.26	271.45	450.00
10. PRINCIPAL AMOUNT PROVIDED FOR IN FY 17	14,291.67	301.76	307.18	15,666.67	9,178.58	11,843.33	218.13	135.72	225.00
11. PRINCIPAL AMOUNT NOT PROVIDED FOR	0.00	0.00	0.00	0.00	0.00	0.00	0.00	0.00	0.00
12. AMOUNT TO PROVIDE BY TAX LEVY FY 2018									
A. 1/3 PRINCIPAL									
B. INTEREST									
TOTAL									
13. LEVIED FOR BUT UNPAID JUDGMENTS OUTSTANDING									
A. PRINCIPAL									
B. INTEREST									
TOTAL									
14. JUDGMENT SINCE LEVIED									
A. PRINCIPAL	14,291.67	301.76	307.18	15,666.67	9,178.58	11,843.33	218.13	135.72	225.00
B. INTEREST	750.31	15.84	16.13	822.50	481.88	621.78	11.45	7.13	11.81
TOTAL	15,041.98	317.61	323.30	16,489.17	9,660.46	12,465.11	229.58	142.85	236.81
15. JUDGMENT SINCE PAID									
A. PRINCIPAL	14,291.67	301.76	307.18	15,666.67	9,178.58	11,843.33	218.13	135.72	225.00
B. INTEREST	750.31	15.84	16.13	822.50	481.88	621.78	11.45	7.13	11.81
TOTAL	15,041.98	317.61	323.30	16,489.17	9,660.46	12,465.11	229.58	142.85	236.81
16. LEVIED FOR BUT UNPAID									
A. PRINCIPAL									
B. INTEREST									
TOTAL									

CITY OF LAWTON
JUDGMENT INDEBTEDNESS AFFECTING HOMESTEAD
FISCAL YEAR 2017-2018

1. IN FAVOR OF	B DAVIS	S NITZ	A BREWER	SW BELL	J HALL	SW BELL	F MCHENRY	J TAYLOR	T UPLINGER
2. BY WHOM OWNED	C.E.R.S.	C.E.R.S.	C.E.R.S.	C.E.R.S.	C.E.R.S.	C.E.R.S.	C.E.R.S.	C.E.R.S.	C.E.R.S.
3. PURPOSE OF JUDGMENT	WORK COMP	CIVIL	DMG CLAIM	DMG CLAIM	WORK COMP	DMG CLAIM	DMG CLAIM	DMG CLAIM	DMG CLAIM
4. CASE NUMBER	CV2013-244	CV2013-243	DC2013-050	DC2013-005	CV2014-22	DC2013-049	DC2013-052	DC2013-055	DC2013-056
5. NAME OF COURT	DISTRICT	DISTRICT	DISTRICT	DISTRICT	DISTRICT	DISTRICT	DISTRICT	DISTRICT	DISTRICT
6. DATE OF JUDGMENT	12-20-13	12-20-13	1-22-14	1-27-14	1-30-14	2-3-14	2-3-14	2-3-14	2-3-14
7. PRINCIPAL AMOUNT	22,000.00	25,653.35	1,688.93	26,000.00	8,527.20	2,232.65	2,847.22	755.19	1,047.30
8. TAX LEVIES MADE	3	3	3	3	3	3	3	3	3
9. PRINCIPAL AMOUNT PROVIDED FOR TO 6-30-16	14,666.67	17,102.23	1,125.95	17,333.33	5,684.80	1,488.43	1,898.15	503.46	698.20
10. PRINCIPAL AMOUNT PROVIDED FOR IN FY 17	7,333.33	8,551.12	562.98	8,666.67	2,842.40	744.22	949.07	251.73	349.10
11. PRINCIPAL AMOUNT NOT PROVIDED FOR	0.00	0.00	0.00	0.00	0.00	0.00	0.00	0.00	0.00
12. AMOUNT TO PROVIDE BY TAX LEVY FY 2018									
A. 1/3 PRINCIPAL									
B. INTEREST									
TOTAL									
13. LEVIED FOR BUT UNPAID JUDGMENTS OUTSTANDING									
A. PRINCIPAL									
B. INTEREST									
TOTAL									
14. JUDGMENT SINCE LEVIED									
A. PRINCIPAL	7,333.33	8,551.12	562.98	8,666.67	2,842.40	744.22	949.07	251.73	349.10
B. INTEREST	385.00	448.93	29.58	455.00	149.23	39.07	49.83	13.22	18.33
TOTAL	7,718.33	9,000.05	592.53	9,121.67	2,991.63	783.29	998.90	264.95	367.43
15. JUDGMENT SINCE PAID									
A. PRINCIPAL	7,333.33	8,551.12	562.98	8,666.67	2,842.40	744.22	949.07	251.73	349.10
B. INTEREST	385.00	448.93	29.58	455.00	149.23	39.07	49.83	13.22	18.33
TOTAL	7,718.33	9,000.05	592.53	9,121.67	2,991.63	783.29	998.90	264.95	367.43
16. LEVIED FOR BUT UNPAID									
A. PRINCIPAL									
B. INTEREST									
TOTAL									

CITY OF LAWTON
JUDGMENT INDEBTEDNESS AFFECTING HOMESTEAD
FISCAL YEAR 2017-2018

1. IN FAVOR OF	S KISNER	J CAUGHRON	B CHANDLER	A THOMPSON	T DANIELS	I GARCIA	AEP	HAMRA PROPERTY	SW BELL
2. BY WHOM OWNED	C.E.R.S.	C.E.R.S.	C.E.R.S.	C.E.R.S.	C.E.R.S.	C.E.R.S.	C.E.R.S.	C.E.R.S.	C.E.R.S.
3. PURPOSE OF JUDGMENT	WORK COMP	WORK COMP	SETTLEMENT	DMG CLAIM	DMG CLAIM	WORK COMP	DMG CLAIM	DMG CLAIM	DMG CLAIM
4. CASE NUMBER	CV2014-25	CV2014-26	CS13-1082	DC2013-054	DC2014-003	CV2014-44	DC2013-058	DC2013-057	DC2013-059
5. NAME OF COURT	DISTRICT	DISTRICT	DISTRICT	DISTRICT	DISTRICT	DISTRICT	DISTRICT	DISTRICT	DISTRICT
6. DATE OF JUDGMENT	2-4-13	2-4-14	2-10-14	2-13-14	2-28-14	3-6-14	3-7-14	3-11-14	3-11-14
7. PRINCIPAL AMOUNT	31,000.00	5,000.00	10,000.00	656.25	17,675.37	24,225.00	3,194.00	4,232.71	1,278.44
8. TAX LEVIES MADE	3	3	3	3	3	3	3	3	3
9. PRINCIPAL AMOUNT PROVIDED FOR TO 6-30-16	20,666.67	3,333.33	6,666.67	437.50	11,783.58	16,150.00	2,129.33	2,821.81	852.29
10. PRINCIPAL AMOUNT PROVIDED FOR IN FY 17	10,333.33	1,666.67	3,333.33	218.75	5,891.79	8,075.00	1,064.67	1,410.90	426.15
11. PRINCIPAL AMOUNT NOT PROVIDED FOR	0.00	0.00	0.00	0.00	0.00	0.00	0.00	0.00	0.00
12. AMOUNT TO PROVIDE BY TAX LEVY FY 2018									
A. 1/3 PRINCIPAL									
B. INTEREST									
TOTAL									
13. LEVIED FOR BUT UNPAID JUDGMENTS OUTSTANDING									
A. PRINCIPAL									
B. INTEREST									
TOTAL									
14. JUDGMENT SINCE LEVIED									
A. PRINCIPAL	10,333.33	1,666.67	3,333.33	218.75	5,891.79	8,075.00	1,064.67	1,410.90	426.15
B. INTEREST	542.50	87.50	175.00	11.48	309.32	423.94	55.90	74.07	22.37
TOTAL	10,875.83	1,754.17	3,508.33	230.23	6,201.11	8,498.94	1,120.56	1,484.98	448.52
15. JUDGMENT SINCE PAID									
A. PRINCIPAL	10,333.33	1,666.67	3,333.33	218.75	5,891.79	8,075.00	1,064.67	1,410.90	426.15
B. INTEREST	542.50	87.50	175.00	11.48	309.32	423.94	55.90	74.07	22.37
TOTAL	10,875.83	1,754.17	3,508.33	230.23	6,201.11	8,498.94	1,120.56	1,484.98	448.52
16. LEVIED FOR BUT UNPAID									
A. PRINCIPAL									
B. INTEREST									
TOTAL									

CITY OF LAWTON
JUDGMENT INDEBTEDNESS AFFECTING HOMESTEAD
FISCAL YEAR 2017-2018

1. IN FAVOR OF	T CRIGER	R LAFRANCE	C ALFORD	C BLEVINS	SWB	ABC CLINIC	I CRUZ	S FLORES	C MILLER
2. BY WHOM OWNED	C.E.R.S	C.E.R.S.	C.E.R.S.	C.E.R.S.	C.E.R.S.	C.E.R.S.	C.E.R.S.	C.E.R.S.	C.E.R.S.
3. PURPOSE OF JUDGMENT	WORK COMP	WORK COMP	WORK COMP	WORK COMP	DMG CLAIM	DMG CLAIM	WORK COMP	WORK COMP	WORK COMP
4. CASE NUMBER	CV2014-57	CV2014-559	CV2014-60	CV2014-65	DC2013-060	DC2014-002	CV2014-67	CV2014-68	CV2014-69
5. NAME OF COURT	DISTRICT	DISTRICT	DISTRICT	DISTRICT	DISTRICT	DISTRICT	DISTRICT	DISTRICT	DISTRICT
6. DATE OF JUDGMENT	3-19-14	3-19-14	3-19-14	3-27-14	3-27-14	3-27-14	3-31-14	3-31-14	3-31-14
7. PRINCIPAL AMOUNT	19,380.00	40,940.25	22,649.40	7,106.00	484.14	473.72	10,141.25	50,000.00	10,659.00
8. TAX LEVIES MADE	3	3	3	3	3	3	3	3	3
9. PRINCIPAL AMOUNT PROVIDED FOR TO 6-30-16	12,920.00	27,293.50	15,099.60	4,737.33	322.76	315.81	6,760.83	33,333.33	7,106.00
10. PRINCIPAL AMOUNT PROVIDED FOR IN FY 17	6,460.00	13,646.75	7,549.80	2,368.67	161.38	157.91	3,380.42	16,666.67	3,553.00
11. PRINCIPAL AMOUNT NOT PROVIDED FOR	0.00	0.00	0.00	0.00	0.00	0.00	0.00	0.00	0.00
12. AMOUNT TO PROVIDE BY TAX LEVY FY 2018									
A. 1/3 PRINCIPAL									
B. INTEREST									
TOTAL									
13. LEVIED FOR BUT UNPAID JUDGMENTS OUTSTANDING									
A. PRINCIPAL									
B. INTEREST									
TOTAL									
14. JUDGMENT SINCE LEVIED									
A. PRINCIPAL	6,460.00	13,646.75	7,549.80	2,368.67	161.38	157.91	3,380.42	16,666.67	3,553.00
B. INTEREST	339.15	716.45	396.36	124.36	8.47	8.29	177.47	875.00	186.53
TOTAL	6,799.15	14,363.20	7,946.16	2,493.02	169.85	166.20	3,557.89	17,541.67	3,739.53
15. JUDGMENT SINCE PAID									
A. PRINCIPAL	6,460.00	13,646.75	7,549.80	2,368.67	161.38	157.91	3,380.42	16,666.67	3,553.00
B. INTEREST	339.15	716.45	396.36	124.36	8.47	8.29	177.47	875.00	186.53
TOTAL	6,799.15	14,363.20	7,946.16	2,493.02	169.85	166.20	3,557.89	17,541.67	3,739.53
16. LEVIED FOR BUT UNPAID									
A. PRINCIPAL									
B. INTEREST									
TOTAL									

CITY OF LAWTON
JUDGMENT INDEBTEDNESS AFFECTING HOMESTEAD
FISCAL YEAR 2017-2018

1. IN FAVOR OF	K FRYER-PRICE	C GORDON	E WEATHERLY	D GORTHY	P MCQUISTION	A BRAY	S HANDY	J TOWNSEND	B CHANDLER
2. BY WHOM OWNED	C.E.R.S.	C.E.R.S.	C.E.R.S.	C.E.R.S.	C.E.R.S.	C.E.R.S.	C.E.R.S.	C.E.R.S.	C.E.R.S.
3. PURPOSE OF JUDGMENT	SETTLEMENT	WORK COMP	WORK COMP	WORK COMP	WORK COMP	WORK COMP	WORK COMP	WORK COMP	WORK COMP
4. CASE NUMBER	CJ2012-278	CV2014-76	CV2014-78	CV2014-77	CV2013-153	CV2014-50	CV214-93	CV2014-94	CV2014-95
5. NAME OF COURT	DISTRICT	DISTRICT	DISTRICT	DISTRICT	DISTRICT	DISTRICT	DISTRICT	DISTRICT	DISTRICT
6. DATE OF JUDGMENT	3-31-14	4-3-14	4-10-14	4-10-14	8-6-13	3-10-14	4-24-14	4-24-14	4-25-14
7. PRINCIPAL AMOUNT	14,000.00	16,150.00	40,375.00	14,450.00	19,745.00	5,684.80	19,380.00	24,225.00	21,683.50
8. TAX LEVIES MADE	3	3	3	3	3	3	3	3	3
9. PRINCIPAL AMOUNT PROVIDED FOR TO 6-30-16	9,333.33	10,766.67	26,916.67	9,633.33	13,163.33	3,789.87	12,920.00	16,150.00	14,455.73
10. PRINCIPAL AMOUNT PROVIDED FOR IN FY 17	4,666.67	5,383.33	13,458.33	4,816.67	6,581.67	1,894.93	6,460.00	8,075.00	7,227.87
11. PRINCIPAL AMOUNT NOT PROVIDED FOR	0.00	0.00	0.00	0.00	0.00	0.00	0.00	0.00	0.00
12. AMOUNT TO PROVIDE BY TAX LEVY FY 2018									
A. 1/3 PRINCIPAL									
B. INTEREST									
TOTAL									
13. LEVIED FOR BUT UNPAID JUDGMENTS OUTSTANDING									
A. PRINCIPAL									
B. INTEREST									
TOTAL									
14. JUDGMENT SINCE LEVIED									
A. PRINCIPAL	4,666.67	5,383.33	13,458.33	4,816.67	6,581.67	1,894.93	6,460.00	8,075.00	7,227.87
B. INTEREST	245.00	282.63	706.56	252.88	345.54	99.48	339.15	423.94	379.46
TOTAL	4,911.67	5,665.96	14,164.90	5,069.54	6,927.20	1,994.42	6,799.15	8,498.94	7,607.33
15. JUDGMENT SINCE PAID									
A. PRINCIPAL	4,666.67	5,383.33	13,458.33	4,816.67	6,581.67	1,894.93	6,460.00	8,075.00	7,227.87
B. INTEREST	245.00	282.63	706.56	252.88	345.54	99.48	339.15	423.94	379.46
TOTAL	4,911.67	5,665.96	14,164.90	5,069.54	6,927.20	1,994.42	6,799.15	8,498.94	7,607.33
16. LEVIED FOR BUT UNPAID									
A. PRINCIPAL									
B. INTEREST									
TOTAL									

CITY OF LAWTON
JUDGMENT INDEBTEDNESS AFFECTING HOMESTEAD
FISCAL YEAR 2017-2018

1. IN FAVOR OF	DALSTON STORAGE	R PUCCINO	C HUGHES	C HUGHES	TOWN OF MED PARK	T HOWARD	M KELLEY	T CRABTREE	B SHOTTS
2. BY WHOM OWNED	C.E.R.S.	C.E.R.S.	C.E.R.S.	C.E.R.S.	C.E.R.S.	C.E.R.S.	C.E.R.S.	C.E.R.S.	C.E.R.S.
3. PURPOSE OF JUDGMENT	DMG CLAIM	CIVIL	CIVIL	CIVIL	DMG CLAIM	DMG CLAIM	WORK COMP	WORK COMP	WORK COMP
4. CASE NUMBER	CS2014-333	CV2014-109	CV2014-109	CV2014-109	CV2014-355	CS2014-387	CV2014-123	CV2014-130	CV2014-134
5. NAME OF COURT	DISTRICT	DISTRICT	DISTRICT	DISTRICT	DISTRICT	DISTRICT	DISTRICT	DISTRICT	DISTRICT
6. DATE OF JUDGMENT	4-30-14	5-12-14	5-12-14	5-12-14	5-13-14	5-19-14	5-21-14	5-23-14	6-2-14
7. PRINCIPAL AMOUNT	962.00	25,000.00	25,000.00	37,500.00	7,016.69	1,153.07	24,225.00	20,429.75	8,075.00
8. TAX LEVIES MADE	3	3	3	3	3	3	3	3	3
9. PRINCIPAL AMOUNT PROVIDED FOR TO 6-30-16	641.33	16,666.67	16,666.67	25,000.00	4,677.79	768.71	16,150.00	13,619.83	5,383.33
10. PRINCIPAL AMOUNT PROVIDED FOR IN FY 17	320.67	8,333.33	8,333.33	12,500.00	2,338.90	384.36	8,075.00	6,809.92	2,691.67
11. PRINCIPAL AMOUNT NOT PROVIDED FOR	0.00	0.00	0.00	0.00	0.00	0.00	0.00	0.00	0.00
12. AMOUNT TO PROVIDE BY TAX LEVY FY 2018									
A. 1/3 PRINCIPAL									
B. INTEREST									
TOTAL									
13. LEVIED FOR BUT UNPAID JUDGMENTS OUTSTANDING									
A. PRINCIPAL									
B. INTEREST									
TOTAL									
14. JUDGMENT SINCE LEVIED									
A. PRINCIPAL	320.67	8,333.33	8,333.33	12,500.00	2,338.90	384.36	8,075.00	6,809.92	2,691.67
B. INTEREST	16.84	437.50	437.50	656.25	122.79	20.18	423.94	357.52	141.31
TOTAL	337.50	8,770.83	8,770.83	13,156.25	2,461.69	404.54	8,498.94	7,167.44	2,832.98
15. JUDGMENT SINCE PAID									
A. PRINCIPAL	320.67	8,333.33	8,333.33	12,500.00	2,338.90	384.36	8,075.00	6,809.92	2,691.67
B. INTEREST	16.84	437.50	437.50	656.25	122.79	20.18	423.94	357.52	141.31
TOTAL	337.50	8,770.83	8,770.83	13,156.25	2,461.69	404.54	8,498.94	7,167.44	2,832.98
16. LEVIED FOR BUT UNPAID									
A. PRINCIPAL									
B. INTEREST									
TOTAL									

CITY OF LAWTON
JUDGMENT INDEBTEDNESS AFFECTING HOMESTEAD
FISCAL YEAR 2017-2018

1. IN FAVOR OF	N MONTES	L PAYNE	K SICKLES	R SMITH	CENTER POINT	D WILLIS	PINEWOOD APTS	WINCHESTER APTS	E MAROON
2. BY WHOM OWNED	C.E.R.S.	C.E.R.S.	C.E.R.S.	C.E.R.S.	C.E.R.S.	C.E.R.S.	C.E.R.S	C.E.R.S.	C.E.R.S.
3. PURPOSE OF JUDGMENT	DMG CLAIM	DMG CLAIM	WORK COMP	CIVIL	DMG CLAIM	DMG CLAIM	DMG CLAIM	DMG CLAIM	WORK COMP
4. CASE NUMBER	CS2014-441	CS2014-439	CV2014-135	CV2014-109	CS2014-476	CS2014-487	CS2014-023	CS2014-022	CV2014-144
5. NAME OF COURT	DISTRICT	DISTRICT	DISTRICT	DISTRICT	DISTRICT	DISTRICT	DISTRICT	DISTRICT	DISTRICT
6. DATE OF JUDGMENT	6-4-14	6-3-14	6-6-14	5-12-14	6-24-14	6-26-14	5-26-14	6-26-14	6-18-14
7. PRINCIPAL AMOUNT	574.63	750.00	8,527.20	75,099.02	918.55	2,845.24	3,235.00	6,422.28	24,225.00
8. TAX LEVIES MADE	3	3	3	2	2	2	2	2	2
9. PRINCIPAL AMOUNT PROVIDED FOR TO 6-30-16	383.09	500.00	5,684.80	50,066.01	612.37	1,896.83	2,156.67	4,281.52	16,150.00
10. PRINCIPAL AMOUNT PROVIDED FOR IN FY 17	191.54	250.00	2,842.40	25,033.01	306.18	948.41	1,078.33	2,140.76	8,075.00
11. PRINCIPAL AMOUNT NOT PROVIDED FOR	0.00	0.00	0.00	0.00	0.00	0.00	0.00	0.00	0.00
12. AMOUNT TO PROVIDE BY TAX LEVY FY 2018									
A. 1/3 PRINCIPAL									
B. INTEREST									
TOTAL									
13. LEVIED FOR BUT UNPAID JUDGMENTS OUTSTANDING									
A. PRINCIPAL									
B. INTEREST									
TOTAL									
14. JUDGMENT SINCE LEVIED									
A. PRINCIPAL	191.54	250.00	2,842.40	25,033.01	306.18	948.41	1,078.33	2,140.76	8,075.00
B. INTEREST	10.06	13.13	149.23	1,314.23	16.07	49.79	56.61	112.39	423.94
TOTAL	201.60	263.13	2,991.63	26,347.24	322.26	998.21	1,134.95	2,253.15	8,498.94
15. JUDGMENT SINCE PAID									
A. PRINCIPAL	191.54	250.00	2,842.40	25,033.01	306.18	948.41	1,078.33	2,140.76	8,075.00
B. INTEREST	10.06	13.13	149.23	1,314.23	16.07	49.79	56.61	112.39	423.94
TOTAL	201.60	263.13	2,991.63	26,347.24	322.26	998.21	1,134.95	2,253.15	8,498.94
16. LEVIED FOR BUT UNPAID									
A. PRINCIPAL									
B. INTEREST									
TOTAL									

CITY OF LAWTON
JUDGMENT INDEBTEDNESS AFFECTING HOMESTEAD
FISCAL YEAR 2017-2018

1. IN FAVOR OF	M PORTER	D GIBSON	M BEAMESDERFER	G SHOFNER	R EDMONDSON	I MOHR	C HAYES	C FARIES	R ARMSTRONG
2. BY WHOM OWNED	C.E.R.S.	C.E.R.S.	C.E.R.S.	C.E.R.S.	C.E.R.S.	C.E.R.S.	C.E.R.S.	C.E.R.S.	C.E.R.S.
3. PURPOSE OF JUDGMENT	WORK COMP	WORK COMP	DMG CLAIM	DMG CLAIM	WORK COMP	DMG CLAIM	DMG CLAIM	WORK COMP	WORK COMP
4. CASE NUMBER	CV2014-152	CV2014-153	DC2014-036	DC2014-030	WORK COMP	DC2014-033	DC2014-037	CV2014-173	CV2014-191
5. NAME OF COURT	DISTRICT	DISTRICT	DISTRICT	DISTRICT	DISTRICT	DISTRICT	DISTRICT	DISTRICT	DISTRICT
6. DATE OF JUDGMENT	7-3-14	7-3-14	7-14-14	7-14-14	7-23-14	7-25-14	7-25-14	7-31-14	9-2-14
7. PRINCIPAL AMOUNT	24,225.00	10,659.00	1,088.13	1,232.41	17,765.00	1,664.01	4,000.00	22,610.00	1,421.20
8. TAX LEVIES MADE	2	2	2	2	2	2	2	2	2
9. PRINCIPAL AMOUNT PROVIDED FOR TO 6-30-16	8,075.00	3,553.00	362.04	410.80	5,921.67	554.67	1,333.33	7,536.67	473.73
10. PRINCIPAL AMOUNT PROVIDED FOR IN FY 17	8,075.00	3,553.00	362.04	410.80	5,921.67	554.67	1,333.33	7,536.67	473.73
11. PRINCIPAL AMOUNT NOT PROVIDED FOR	8,075.00	3,553.00	362.04	410.80	5,921.67	554.67	1,333.33	7,536.67	473.73
12. AMOUNT TO PROVIDE BY TAX LEVY FY 2018									
A. 1/3 PRINCIPAL	8,075.00	3,553.00	362.04	410.80	5,921.67	554.67	1,333.33	7,536.67	473.73
B. INTEREST	423.94	186.53	19.01	21.57	310.89	29.12	70.00	395.68	24.87
TOTAL	8,498.94	3,739.53	381.05	432.37	6,232.55	583.79	1,403.33	7,932.34	498.60
13. LEVIED FOR BUT UNPAID JUDGMENTS OUTSTANDING									
A. PRINCIPAL									
B. INTEREST									
TOTAL									
14. JUDGMENT SINCE LEVIED									
A. PRINCIPAL	8,075.00	3,553.00	362.04	410.80	5,921.67	554.67	1,333.33	7,536.67	473.73
B. INTEREST	847.88	373.07	38.01	43.13	621.78	58.24	140.00	791.35	49.74
TOTAL	8,922.88	3,926.07	400.06	453.94	6,543.44	612.91	1,473.33	8,328.02	523.48
15. JUDGMENT SINCE PAID									
A. PRINCIPAL	8,075.00	3,553.00	362.04	410.80	5,921.67	554.67	1,333.33	7,536.67	473.73
B. INTEREST	847.88	373.07	38.01	43.13	621.78	58.24	140.00	791.35	49.74
TOTAL	8,922.88	3,926.07	400.06	453.94	6,543.44	612.91	1,473.33	8,328.02	523.48
16. LEVIED FOR BUT UNPAID									
A. PRINCIPAL									
B. INTEREST									
TOTAL									

CITY OF LAWTON
JUDGMENT INDEBTEDNESS AFFECTING HOMESTEAD
FISCAL YEAR 2017-2018

1. IN FAVOR OF	A GUTIERREZ	SHINE CAR WASH	B GOODE	UNION BAPTIST CHURCH	J HAMPTON	J THIGPEN	T WAHKINNEY	G FRENCH	A PAYNE
2. BY WHOM OWNED	C.E.R.S.	C.E.R.S.	C.E.R.S.	C.E.R.S.	C.E.R.S.	C.E.R.S.	C.E.R.S.	C.E.R.S.	C.E.R.S.
3. PURPOSE OF JUDGMENT	DMG CLAIM	DMG CLAIM	DMG CLAIM	DMG CLAIM	DMG CLAIM	DMG CLAIM	DMG CLAIM	DMG CLAIM	DMG CLAIM
4. CASE NUMBER	DC2014-042	DC2014-043	DC2014-040	DC2014-051	DC2014-047	DC2014-048	DC2014-055	DC2014-002	DC2014-038
5. NAME OF COURT	DISTRICT	DISTRICT	DISTRICT	DISTRICT	DISTRICT	DISTRICT	DISTRICT	DISTRICT	DISTRICT
6. DATE OF JUDGMENT	9-12-14	9-19-14	9-19-14	9-29-14	9-29-14	9-29-14	10-22-14	10-22-14	10-22-14
7. PRINCIPAL AMOUNT	1,669.52	948.64	5,268.07	402.50	599.99	3,162.07	1,673.18	450.00	1,512.54
8. TAX LEVIES MADE	2	2	2	2	2	2	2	2	2
9. PRINCIPAL AMOUNT PROVIDED FOR TO 6-30-16	556.51	316.21	1,756.02	134.17	200.00	1,054.02	557.73	150.00	504.18
10. PRINCIPAL AMOUNT PROVIDED FOR IN FY 17	556.51	316.21	1,756.02	134.17	200.00	1,054.02	557.73	150.00	504.18
11. PRINCIPAL AMOUNT NOT PROVIDED FOR	556.51	316.21	1,756.02	134.17	200.00	1,054.02	557.73	150.00	504.18
12. AMOUNT TO PROVIDE BY TAX LEVY FY 2018									
A. 1/3 PRINCIPAL	556.51	316.21	1,756.02	134.17	200.00	1,054.02	557.73	150.00	504.18
B. INTEREST	29.22	16.60	92.19	7.04	10.50	55.34	29.28	7.88	26.47
TOTAL	585.72	332.81	1,848.21	141.21	210.50	1,109.36	587.01	157.88	530.65
13. LEVIED FOR BUT UNPAID JUDGMENTS OUTSTANDING									
A. PRINCIPAL									
B. INTEREST									
TOTAL									
14. JUDGMENT SINCE LEVIED									
A. PRINCIPAL	556.51	316.21	1,756.02	134.17	200.00	1,054.02	557.73	150.00	504.18
B. INTEREST	58.43	33.20	184.38	14.09	21.00	110.67	58.56	15.75	52.94
TOTAL	614.94	349.42	1,940.41	148.25	221.00	1,164.70	616.29	165.75	557.12
15. JUDGMENT SINCE PAID									
A. PRINCIPAL	556.51	316.21	1,756.02	134.17	200.00	1,054.02	557.73	150.00	504.18
B. INTEREST	58.43	33.20	184.38	14.09	21.00	110.67	58.56	15.75	52.94
TOTAL	614.94	349.42	1,940.41	148.25	221.00	1,164.70	616.29	165.75	557.12
16. LEVIED FOR BUT UNPAID									
A. PRINCIPAL									
B. INTEREST									
TOTAL									

CITY OF LAWTON
JUDGMENT INDEBTEDNESS AFFECTING HOMESTEAD
FISCAL YEAR 2017-2018

1. IN FAVOR OF	WW TOWNHOUSE ASSOC	K SHORT	R BELL	C TADLOCK	K JOHNSON	K JOHNSON	B BOWLES	H O'NEAL	R AHLBORN
2. BY WHOM OWNED	C.E.R.S.	C.E.R.S.	C.E.R.S.	C.E.R.S.	C.E.R.S.	C.E.R.S.	C.E.R.S.	C.E.R.S.	C.E.R.S.
3. PURPOSE OF JUDGMENT	DMG CLAIM	WORK COMP	WORK COMP	DMG CLAIM	WORK COMP	WORK COMP	WORK COMP	DMG CLAIM	WORK COMP
4. CASE NUMBER	DC2014-053	CV2014-224	CV2014-226	CS2014-892	CV2014-234	CV2014-235	CV2014-240	DC2014-063	CV2015-07
5. NAME OF COURT	DISTRICT	DISTRICT	DISTRICT	DISTRICT	DISTRICT	DISTRICT	DISTRICT	DISTRICT	DISTRICT
6. DATE OF JUDGMENT	10-22-14	11-5-14	11-12-14	11-18-14	12-2-14	12-2-14	12-10-14	12-23-14	1-20-15
7. PRINCIPAL AMOUNT	2,135.00	26,421.25	23,042.66	407.76	27,455.00	37,500.00	8,882.50	478.40	20,000.00
8. TAX LEVIES MADE	2	2	2	2	2	2	2	2	2
9. PRINCIPAL AMOUNT PROVIDED FOR TO 6-30-16	711.67	8,807.08	7,680.89	135.92	9,151.67	12,500.00	2,960.83	159.47	6,666.67
10. PRINCIPAL AMOUNT PROVIDED FOR IN FY 17	711.67	8,807.08	7,680.89	135.92	9,151.67	12,500.00	2,960.83	159.47	6,666.67
11. PRINCIPAL AMOUNT NOT PROVIDED FOR	711.67	8,807.08	7,680.89	135.92	9,151.67	12,500.00	2,960.83	159.47	6,666.67
12. AMOUNT TO PROVIDE BY TAX LEVY FY 2018									
A. 1/3 PRINCIPAL	711.67	8,807.08	7,680.89	135.92	9,151.67	12,500.00	2,960.83	159.47	6,666.67
B. INTEREST	37.36	462.37	403.25	7.14	480.46	656.25	155.44	8.37	350.00
TOTAL	749.03	9,269.45	8,084.13	143.06	9,632.13	13,156.25	3,116.28	167.84	7,016.67
13. LEVIED FOR BUT UNPAID JUDGMENTS OUTSTANDING									
A. PRINCIPAL									
B. INTEREST									
TOTAL									
14. JUDGMENT SINCE LEVIED									
A. PRINCIPAL	711.67	8,807.08	7,680.89	135.92	9,151.67	12,500.00	2,960.83	159.47	6,666.67
B. INTEREST	74.73	924.74	806.49	14.27	960.93	1,312.50	310.89	16.74	700.00
TOTAL	786.39	9,731.83	8,487.38	150.19	10,112.59	13,812.50	3,271.72	176.21	7,366.67
15. JUDGMENT SINCE PAID									
A. PRINCIPAL	711.67	8,807.08	7,680.89	135.92	9,151.67	12,500.00	2,960.83	159.47	6,666.67
B. INTEREST	74.73	924.74	806.49	14.27	960.93	1,312.50	310.89	16.74	700.00
TOTAL	786.39	9,731.83	8,487.38	150.19	10,112.59	13,812.50	3,271.72	176.21	7,366.67
16. LEVIED FOR BUT UNPAID									
A. PRINCIPAL									
B. INTEREST									
TOTAL									

CITY OF LAWTON
JUDGMENT INDEBTEDNESS AFFECTING HOMESTEAD
FISCAL YEAR 2017-2018

1. IN FAVOR OF	C KIZARR	W CALDWEL	SW BELL	C YARBOROUGH	C LYMAN	M DANLEY	M MOORE	SW BELL	G BARNARD J HEAD
2. BY WHOM OWNED	C.E.R.S.	C.E.R.S.	C.E.R.S.	C.E.R.S.	C.E.R.S.	C.E.R.S.	C.E.R.S.	C.E.R.S.	C.E.R.S.
3. PURPOSE OF JUDGMENT	WORK COMP	DMG CLAIM	DMG CLAIM	WORK COMP	WORK COMP	DMG CLAIM	DMG CLAIM	DMG CLAIM	WORK COMP
4. CASE NUMBER	CV2015-06	DG2014-68	CS2015-55	CV2015-11	CV2015-23	DC2014-073	DC2014-074	DC2014-072	CS2015-28
5. NAME OF COURT	DISTRICT	DISTRICT	DISTRICT	DISTRICT	DISTRICT	DISTRICT	DISTRICT	DISTRICT	DISTRICT
6. DATE OF JUDGMENT	1-20-15	1-20-15	1-20-15	2-2-15	2-2-15	2-2-15	2-6-15	2-11-15	2-13-15
7. PRINCIPAL AMOUNT	11,305.00	1,050.00	1,097.56	37,145.00	50,065.00	420.00	15,258.10	1,716.08	17,500.00
8. TAX LEVIES MADE	2	2	2	2	2	2	2	2	2
9. PRINCIPAL AMOUNT PROVIDED FOR TO 6-30-16	3,768.33	350.00	365.85	12,381.67	16,688.33	140.00	5,086.03	572.02	5,833.33
10. PRINCIPAL AMOUNT PROVIDED FOR IN FY 17	3,768.33	350.00	365.85	12,381.67	16,688.33	140.00	5,086.03	572.02	5,833.33
11. PRINCIPAL AMOUNT NOT PROVIDED FOR	3,768.33	350.00	365.85	12,381.67	16,688.33	140.00	5,086.03	572.02	5,833.33
12. AMOUNT TO PROVIDE BY TAX LEVY FY 2018									
A. 1/3 PRINCIPAL	3,768.33	350.00	365.85	12,381.67	16,688.33	140.00	5,086.03	572.02	5,833.33
	197.84	18.38	19.21	650.04	876.14	7.35	267.02	30.03	306.25
TOTAL	3,966.17	368.38	385.06	13,031.70	17,564.47	147.35	5,353.05	602.05	6,139.58
13. LEVIED FOR BUT UNPAID JUDGMENTS OUTSTANDING									
A. PRINCIPAL									
B. INTEREST									
TOTAL									
14. JUDGMENT SINCE LEVIED									
A. PRINCIPAL	3,768.33	350.00	365.85	12,381.67	16,688.33	140.00	5,086.03	572.02	5,833.33
B. INTEREST	395.68	36.75	38.41	1,300.08	1,752.28	14.70	534.03	60.06	612.50
TOTAL	4,164.01	386.75	404.27	13,681.74	18,440.61	154.70	5,620.07	632.08	6,445.83
15. JUDGMENT SINCE PAID									
A. PRINCIPAL	3,768.33	350.00	365.85	12,381.67	16,688.33	140.00	5,086.03	572.02	5,833.33
B. INTEREST	395.68	36.75	38.41	1,300.08	1,752.28	14.70	534.03	60.06	612.50
TOTAL	4,164.01	386.75	404.27	13,681.74	18,440.61	154.70	5,620.07	632.08	6,445.83
16. LEVIED FOR BUT UNPAID									
A. PRINCIPAL									
B. INTEREST									
TOTAL									

CITY OF LAWTON
JUDGMENT INDEBTEDNESS AFFECTING HOMESTEAD
FISCAL YEAR 2017-2018

1. IN FAVOR OF	D NIX	V YOUNG	B DODD	W EDEN'S ESTATE	C PALMER	Y MCKISSACK	A MAJKOWSKI	MARK & LEANN	J SHEPARD
2. BY WHOM OWNED	C.E.R.S	C.E.R.S.	C.E.R.S.	C.E.R.S.	C.E.R.S.	C.E.R.S.	C.E.R.S.	C.E.R.S.	C.E.R.S.
3. PURPOSE OF JUDGMENT	WORK COM	WORK COMP	WORK COMP	FRIENDLY SUIT	JUDGMENT	DMG CLAIM	DMG CLAIM	DMG CLAIM	WORK COMP
4. CASE NUMBER	CS2015-35	CV2015-40	CV2015-41	CJ2015-176	CV2013-40	DC2015-011	DC2014-083	DC2014-081	CV2015-76
5. NAME OF COURT	DISTRICT	DISTRICT	DISTRICT	DISTRICT	DISTRICT	DISTRICT	DISTRICT	DISTRICT	DISTRICT
6. DATE OF JUDGMENT	2-17-15	2-24-15	2-24-15	3-13-15	3-24-15	3-30-15	3-30-15	3-30-15	3-30-15
7. PRINCIPAL AMOUNT	11,163.92	35,530.00	19,541.50	15,259.09	563.46	1,393.67	526.32	6,665.00	2,842.40
8. TAX LEVIES MADE	2	2	2	2	2	2	2	2	2
9. PRINCIPAL AMOUNT PROVIDED FOR TO 6-30-16	3,721.31	11,843.33	6,513.83	5,086.36	187.82	464.56	175.44	2,221.67	947.47
10. PRINCIPAL AMOUNT PROVIDED FOR IN FY 17	3,721.31	11,843.33	6,513.83	5,086.36	187.82	464.56	175.44	2,221.67	947.47
11. PRINCIPAL AMOUNT NOT PROVIDED FOR	3,721.31	11,843.33	6,513.83	5,086.36	187.82	464.56	175.44	2,221.67	947.47
12. AMOUNT TO PROVIDE BY TAX LEVY FY 2018									
A. 1/3 PRINCIPAL	3,721.31	11,843.33	6,513.83	5,086.36	187.82	464.56	175.44	2,221.67	947.47
B. INTEREST	195.37	621.78	341.98	267.03	9.86	24.39	9.21	116.64	49.74
TOTAL	3,916.68	12,465.11	6,855.81	5,353.40	197.68	488.95	184.65	2,338.30	997.21
13. LEVIED FOR BUT UNPAID JUDGMENTS OUTSTANDING									
A. PRINCIPAL									
B. INTEREST									
TOTAL									
14. JUDGMENT SINCE LEVIED									
A. PRINCIPAL	3,721.31	11,843.33	6,513.83	5,086.36	187.82	464.56	175.44	2,221.67	947.47
B. INTEREST	390.74	1,243.55	683.95	534.07	19.72	48.78	18.42	233.28	99.48
TOTAL	4,112.04	13,086.88	7,197.79	5,620.43	207.54	513.34	193.86	2,454.94	1,046.95
15. JUDGMENT SINCE PAID									
A. PRINCIPAL	3,721.31	11,843.33	6,513.83	5,086.36	187.82	464.56	175.44	2,221.67	947.47
B. INTEREST	390.74	1,243.55	683.95	534.07	19.72	48.78	18.42	233.28	99.48
TOTAL	4,112.04	13,086.88	7,197.79	5,620.43	207.54	513.34	193.86	2,454.94	1,046.95
16. LEVIED FOR BUT UNPAID									
A. PRINCIPAL									
B. INTEREST									
TOTAL									

CITY OF LAWTON
JUDGMENT INDEBTEDNESS AFFECTING HOMESTEAD
FISCAL YEAR 2017-2018

1. IN FAVOR OF	K KING	B MILES	JERRY DON RAY	NATHAN COX	E HAROLD	SWBT	B POWELL	L AITSON	C DODD
2. BY WHOM OWNED	C.E.R.S.	C.E.R.S.	C.E.R.S.	C.E.R.S.	C.E.R.S.	C.E.R.S.	C.E.R.S.	C.E.R.S.	C.E.R.S.
3. PURPOSE OF JUDGMENT	WORK COMP	DMG CLAIM	WORK COMP	DMG CLAIM	DMG CLAIM	DMG CLAIM	DMG CLAIM	WORK COMP	DMG CLAIM
4. CASE NUMBER	FRIENDLY SUIT	DC2015-006	CV2015-107	DC2015-010	DC2015-008	DC2015-004	DC2015-015	CV2015-125	DC2015-021
5. NAME OF COURT	DISTRICT	DISTRICT	DISTRICT	DISTRICT	DISTRICT	DISTRICT	DISTRICT	DISTRICT	DISTRICT
6. DATE OF JUDGMENT	4-17-15	5-6-15	5-15-15	5-15-15	5-22-15	5-22-15	6-15-15	6-18-15	6-25-15
7. PRINCIPAL AMOUNT	60,000.00	842.00	3,000.00	2,082.99	1,999.59	837.85	676.05	75,000.00	1,173.17
8. TAX LEVIES MADE	2	2	2	2	2	2	2	2	2
9. PRINCIPAL AMOUNT PROVIDED FOR TO 6-30-16	20,000.00	280.67	1,000.00	694.33	666.53	279.28	225.35	25,000.00	391.06
10. PRINCIPAL AMOUNT PROVIDED FOR IN FY 17	20,000.00	280.67	1,000.00	694.33	666.53	279.28	225.35	25,000.00	391.06
11. PRINCIPAL AMOUNT NOT PROVIDED FOR	20,000.00	280.67	1,000.00	694.33	666.53	279.28	225.35	25,000.00	391.06
12. AMOUNT TO PROVIDE BY TAX LEVY FY 2018									
A. 1/3 PRINCIPAL	20,000.00	280.67	1,000.00	694.33	666.53	279.28	225.35	25,000.00	391.06
B. INTEREST	1,050.00	14.74	52.50	36.45	34.99	14.66	11.83	1,312.50	20.53
TOTAL	21,050.00	295.40	1,052.50	730.78	701.52	293.95	237.18	26,312.50	411.59
13. LEVIED FOR BUT UNPAID JUDGMENTS OUTSTANDING									
A. PRINCIPAL									
B. INTEREST									
TOTAL									
14. JUDGMENT SINCE LEVIED									
A. PRINCIPAL	20,000.00	280.67	1,000.00	694.33	666.53	279.28	225.35	25,000.00	391.06
B. INTEREST	2,100.00	29.47	105.00	72.90	69.99	29.32	23.68	2,625.00	41.06
TOTAL	22,100.00	310.14	1,105.00	767.23	736.52	308.61	249.01	27,625.00	432.12
15. JUDGMENT SINCE PAID									
A. PRINCIPAL	20,000.00	280.67	1,000.00	694.33	666.53	279.28	225.35	25,000.00	391.06
B. INTEREST	2,100.00	29.47	105.00	72.90	69.99	29.32	23.68	2,625.00	41.06
TOTAL	22,100.00	310.14	1,105.00	767.23	736.52	308.61	249.01	27,625.00	432.12
16. LEVIED FOR BUT UNPAID									
A. PRINCIPAL									
B. INTEREST									
TOTAL									

CITY OF LAWTON
JUDGMENT INDEBTEDNESS AFFECTING HOMESTEAD
FISCAL YEAR 2017-2018

1. IN FAVOR OF	P BALDWIN	E TIENTER & A MATA	L STEVENSON & A MATA	R DISMUKE	T MCCOOL	C COBB	W WHISENHUNT	A LINK	D LAWSON
2. BY WHOM OWNED	C.E.R.S.	C.E.R.S.	C.E.R.S.	C.E.R.S.	C.E.R.S.	C.E.R.S	C.E.R.S.	C.E.R.S.	C.E.R.S.
3. PURPOSE OF JUDGMENT	DMG CLAIM	WORK COMP	WORK COMP	DMG CLAIM	DMG CLAIM	DMG CLAIM	WORK COMP	WORK COMP	DMG CLAIM
4. CASE NUMBER	DC2015-032	CV2015-148	CV2015-147	DC205-023	DC2015-030	DC2015-028	CV2015-157	CV2015-170	DC2015-034
5. NAME OF COURT	DISTRICT	DISTRICT	DISTRICT	DISTRICT	DISTRICT	DISTRICT	DISTRICT	DISTRICT	DISTRICT
6. DATE OF JUDGMENT	7-16-15	7-17-15	7-17-15	7-23-15	7-30-15	7-30-15	7-31-15	8-14-15	8-31-15
7. PRINCIPAL AMOUNT	30,720.49	32,300.00	19,000.00	5,784.44	21,463.50	2,826.51	36,530.00	19,380.00	570.95
8. TAX LEVIES MADE	1	1	1	1	1	1	1	1	1
9. PRINCIPAL AMOUNT PROVIDED FOR TO 6-30-16	-	-	-	-	-	-	-	-	-
10. PRINCIPAL AMOUNT PROVIDED FOR IN FY 17	10,240.16	10,766.67	6,333.33	1,928.15	7,154.50	942.17	12,176.67	6,460.00	190.32
11. PRINCIPAL AMOUNT NOT PROVIDED FOR	20,480.33	21,533.33	12,666.67	3,856.29	14,309.00	1,884.34	24,353.33	12,920.00	380.63
12. AMOUNT TO PROVIDE BY TAX LEVY FY 2018									
A. 1/3 PRINCIPAL	10,240.16	10,766.67	6,333.33	1,928.15	7,154.50	942.17	12,176.67	6,460.00	190.32
B. INTEREST	1,075.22	1,130.50	665.00	202.46	751.22	98.93	1,278.55	678.30	19.98
TOTAL	11,315.38	11,897.17	6,998.33	2,130.60	7,905.72	1,041.10	13,455.22	7,138.30	210.30
13. LEVIED FOR BUT UNPAID JUDGMENTS OUTSTANDING									
A. PRINCIPAL									
B. INTEREST									
TOTAL									
14. JUDGMENT SINCE LEVIED									
A. PRINCIPAL	10,240.16	10,766.67	6,333.33	1,928.15	7,154.50	942.17	12,176.67	6,460.00	190.32
B. INTEREST	1,612.83	1,695.75	997.50	303.68	1,126.83	148.39	1,917.83	1,017.45	29.97
TOTAL	11,852.99	12,462.42	7,330.83	2,231.83	8,281.33	1,090.56	14,094.49	7,477.45	220.29
15. JUDGMENT SINCE PAID									
A. PRINCIPAL	10,240.16	10,766.67	6,333.33	1,928.15	7,154.50	942.17	12,176.67	6,460.00	190.32
B. INTEREST	1,612.83	1,695.75	997.50	303.68	1,126.83	148.39	1,917.83	1,017.45	29.97
TOTAL	11,852.99	12,462.42	7,330.83	2,231.83	8,281.33	1,090.56	14,094.49	7,477.45	220.29
16. LEVIED FOR BUT UNPAID									
A. PRINCIPAL									
B. INTEREST									
TOTAL									

CITY OF LAWTON
JUDGMENT INDEBTEDNESS AFFECTING HOMESTEAD
FISCAL YEAR 2017-2018

1. IN FAVOR OF	B DAVIS	M GARCIA	T WILLIAMS	J ANDERSON	J ENCARNACION	FIRE PIZZA	BRENRIC INC	J THOMPSON	S PRESTON
2. BY WHOM OWNED	C.E.R.S.	C.E.R.S.	C.E.R.S.	C.E.R.S.	C.E.R.S.	C.E.R.S.	C.E.R.S.	C.E.R.S.	C.E.R.S.
3. PURPOSE OF JUDGMENT	FRIENDLY SUIT	FRIENDLY SUIT	DMG CLAIM	WORK COMP	DMG CLAIM	DMG CLAIM	DMG CLAIM	WORK COMP	WORK COMP
4. CASE NUMBER	CS2015-802	CS2015-803	DC2015-039	CV2015-205	DC2015-042	DC2015-035	DC2015-041	CV2015-210	CV2015-224
5. NAME OF COURT	DISTRICT	DISTRICT	DISTRICT	DISTRICT	DISTRICT	DISTRICT	DISTRICT	DISTRICT	DISTRICT
6. DATE OF JUDGMENT	9-15-15	9-15-15	9-24-15	11-3-15	11-3-15	11-18-15	11-18-15	11-10-15	12-1-15
7. PRINCIPAL AMOUNT	2,248.56	1,006.85	4,201.40	4,500.00	709.47	2,543.25	12,335.79	38,760.00	50,000.00
8. TAX LEVIES MADE	1	1	1	1	1	1	1	1	1
9. PRINCIPAL AMOUNT PROVIDED FOR TO 6-30-16	-	-	-	-	-	-	-	-	-
10. PRINCIPAL AMOUNT PROVIDED FOR IN FY 17	749.52	335.62	1,400.47	1,500.00	236.49	847.75	4,111.93	12,920.00	16,666.67
11. PRINCIPAL AMOUNT NOT PROVIDED FOR	1,499.04	671.23	2,800.93	3,000.00	472.98	1,695.50	8,223.86	25,840.00	33,333.33
12. AMOUNT TO PROVIDE BY TAX LEVY FY 2018									
A. 1/3 PRINCIPAL	749.52	335.62	1,400.47	1,500.00	236.49	847.75	4,111.93	12,920.00	16,666.67
B. INTEREST	78.70	35.24	147.05	157.50	24.83	89.01	431.75	1,356.60	1,750.00
TOTAL	828.22	370.86	1,547.52	1,657.50	261.32	936.76	4,543.68	14,276.60	18,416.67
13. LEVIED FOR BUT UNPAID JUDGMENTS OUTSTANDING									
A. PRINCIPAL									
B. INTEREST									
TOTAL									
14. JUDGMENT SINCE LEVIED									
A. PRINCIPAL	749.52	335.62	1,400.47	1,500.00	236.49	847.75	4,111.93	12,920.00	16,666.67
B. INTEREST	118.05	52.86	220.57	236.25	37.25	133.52	647.63	2,034.90	2,625.00
TOTAL	867.57	388.48	1,621.04	1,736.25	273.74	981.27	4,759.56	14,954.90	19,291.67
15. JUDGMENT SINCE PAID									
A. PRINCIPAL	749.52	335.62	1,400.47	1,500.00	236.49	847.75	4,111.93	12,920.00	16,666.67
B. INTEREST	118.05	52.86	220.57	236.25	37.25	133.52	647.63	2,034.90	2,625.00
TOTAL	867.57	388.48	1,621.04	1,736.25	273.74	981.27	4,759.56	14,954.90	19,291.67
16. LEVIED FOR BUT UNPAID									
A. PRINCIPAL									
B. INTEREST									
TOTAL									

CITY OF LAWTON
JUDGMENT INDEBTEDNESS AFFECTING HOMESTEAD
FISCAL YEAR 2017-2018

1. IN FAVOR OF	E NORTHERN	E NORTHERN	VILLANOVA APTS	P QUEZADA	K RICHARDSON	R PUCCINO	B CHAMBERS	V STIERS	SWBT
2. BY WHOM OWNED	C.E.R.S.	C.E.R.S.	C.E.R.S.	C.E.R.S.	C.E.R.S.	C.E.R.S.	C.E.R.S.	C.E.R.S.	C.E.R.S.
3. PURPOSE OF JUDGMENT	WORK COMP	WORK COMP	FRIENDLY SUIT	FRIENDLY SUIT	WORK COMP	CIVIL	FRIENDLY SUIT	FRIENDLY SUIT	FRIENDLY SUIT
4. CASE NUMBER	CV2015-230	CV2015-232	CS2015-1124	CS2015-1125	CV2015-235	CV2014-109	CJ2016-13	CJ2016-14	CS2016-36
5. NAME OF COURT	DISTRICT	DISTRICT	DISTRICT	DISTRICT	DISTRICT	DISTRICT	DISTRICT	DISTRICT	DISTRICT
6. DATE OF JUDGMENT	12-8-15	12-9-15	12-14-15	12-14-15	12-16-15	1-4-16	1-12-16	1-12-16	1-12-16
7. PRINCIPAL AMOUNT	50,872.50	76,891.20	500.00	744.19	35,000.00	25,000.00	25,000.00	55,000.00	6,212.80
8. TAX LEVIES MADE	1	1	1	1	1	1	1	1	1
9. PRINCIPAL AMOUNT PROVIDED FOR TO 6-30-16	-	-	-	-	-	-	-	-	-
10. PRINCIPAL AMOUNT PROVIDED FOR IN FY 17	16,957.50	25,630.40	166.67	248.06	11,666.67	8,333.33	8,333.33	18,333.33	2,070.93
11. PRINCIPAL AMOUNT NOT PROVIDED FOR	33,915.00	51,260.80	333.33	496.13	23,333.33	16,666.67	16,666.67	36,666.67	4,141.87
12. AMOUNT TO PROVIDE BY TAX LEVY FY 2018									
A. 1/3 PRINCIPAL	16,957.50	25,630.40	166.67	248.06	11,666.67	8,333.33	8,333.33	18,333.33	2,070.93
B. INTEREST	1,780.54	2,691.19	17.50	26.05	1,225.00	875.00	916.67	2,016.67	227.80
TOTAL	18,738.04	28,321.59	184.17	274.11	12,891.67	9,208.33	9,250.00	20,350.00	2,298.74
13. LEVIED FOR BUT UNPAID JUDGMENTS OUTSTANDING									
A. PRINCIPAL									
B. INTEREST									
TOTAL									
14. JUDGMENT SINCE LEVIED									
A. PRINCIPAL	16,957.50	25,630.40	166.67	248.06	11,666.67	8,333.33	8,333.33	18,333.33	2,070.93
B. INTEREST	2,670.81	4,036.79	26.25	39.07	1,837.50	1,375.00	1,375.00	3,025.00	341.70
TOTAL	19,628.31	29,667.19	192.92	287.13	13,504.17	9,708.33	9,708.33	21,358.33	2,412.64
15. JUDGMENT SINCE PAID									
A. PRINCIPAL	16,957.50	25,630.40	166.67	248.06	11,666.67	8,333.33	8,333.33	18,333.33	2,070.93
B. INTEREST	2,670.81	4,036.79	26.25	39.07	1,837.50	1,375.00	1,375.00	3,025.00	341.70
TOTAL	19,628.31	29,667.19	192.92	287.13	13,504.17	9,708.33	9,708.33	21,358.33	2,412.64
16. LEVIED FOR BUT UNPAID									
A. PRINCIPAL									
B. INTEREST									
TOTAL									

CITY OF LAWTON
JUDGMENT INDEBTEDNESS AFFECTING HOMESTEAD
FISCAL YEAR 2017-2018

1. IN FAVOR OF	C STEWART	K GOODWIN	B CHANDLER	C BOYKIN	S CONWELL	S HONG	G PHILLIPS	D NOBIS	R QUIROGA
2. BY WHOM OWNED	C.E.R.S.	C.E.R.S.	C.E.R.S.	C.E.R.S.	C.E.R.S.	C.E.R.S.	C.E.R.S.	C.E.R.S.	C.E.R.S.
3. PURPOSE OF JUDGMENT	WORK COMP	WORK COMP	WORK COMP	DMG CLAIM	DMG CLAIM	DMG CLAIM	DMG CLAIM	WORK COMP	WORK COMP
4. CASE NUMBER	CV2015-20	CV2016-38	CV2016-40	CS2016-192	DC2015-059	DC2016-001	DC2016-008	CV2016-56	CV2016-55
5. NAME OF COURT	DISTRICT	DISTRICT	DISTRICT	DISTRICT	DISTRICT	DISTRICT	DISTRICT	DISTRICT	DISTRICT
6. DATE OF JUDGMENT	2-4-16	2-25-16	2-26-16	3-2-16	3-11-16	3-11-16	3-11-16	3-17-16	3-17-16
7. PRINCIPAL AMOUNT	4,522.00	66,000.00	8,405.00	3,000.00	3,570.46	4,366.12	4,957.99	32,300.00	58,000.00
8. TAX LEVIES MADE	1	1	1	1	1	1	1	1	1
9. PRINCIPAL AMOUNT PROVIDED FOR TO 6-30-16	-	-	-	-	-	-	-	-	-
10. PRINCIPAL AMOUNT PROVIDED FOR IN FY 17	1,507.33	22,000.00	2,801.67	1,000.00	1,190.15	1,455.37	1,652.66	10,766.67	19,333.33
11. PRINCIPAL AMOUNT NOT PROVIDED FOR	3,014.67	44,000.00	5,603.33	2,000.00	2,380.31	2,910.75	3,305.33	21,533.33	38,666.67
12. AMOUNT TO PROVIDE BY TAX LEVY FY 2018									
A. 1/3 PRINCIPAL	1,507.33	22,000.00	2,801.67	1,000.00	1,190.15	1,455.37	1,652.66	10,766.67	19,333.33
B. INTEREST	165.81	2,420.00	308.18	110.00	130.92	160.09	181.79	1,184.33	2,126.67
TOTAL	1,673.14	24,420.00	3,109.85	1,110.00	1,321.07	1,615.46	1,834.46	11,951.00	21,460.00
13. LEVIED FOR BUT UNPAID JUDGMENTS OUTSTANDING									
A. PRINCIPAL									
B. INTEREST									
TOTAL									
14. JUDGMENT SINCE LEVIED									
A. PRINCIPAL	1,507.33	22,000.00	2,801.67	1,000.00	1,190.15	1,455.37	1,652.66	10,766.67	19,333.33
B. INTEREST	248.71	3,630.00	462.28	165.00	196.38	240.14	272.69	1,776.50	3,190.00
TOTAL	1,756.04	25,630.00	3,263.94	1,165.00	1,386.53	1,695.51	1,925.35	12,543.17	22,523.33
15. JUDGMENT SINCE PAID									
A. PRINCIPAL	1,507.33	22,000.00	2,801.67	1,000.00	1,190.15	1,455.37	1,652.66	10,766.67	19,333.33
B. INTEREST	248.71	3,630.00	462.28	165.00	196.38	240.14	272.69	1,776.50	3,190.00
TOTAL	1,756.04	25,630.00	3,263.94	1,165.00	1,386.53	1,695.51	1,925.35	12,543.17	22,523.33
16. LEVIED FOR BUT UNPAID									
A. PRINCIPAL									
B. INTEREST									
TOTAL									

CITY OF LAWTON
JUDGMENT INDEBTEDNESS AFFECTING HOMESTEAD
FISCAL YEAR 2017-2018

1. IN FAVOR OF	M STAFFORD	SWBT	J YOUNG	D BRADLEY	B DODD	OK JA KIM	K DUNLAP	R SHELTON	SWBT
2. BY WHOM OWNED	C.E.R.S	C.E.R.S.	C.E.R.S.	C.E.R.S.	C.E.R.S.	C.E.R.S.	C.E.R.S.	C.E.R.S.	C.E.R.S.
3. PURPOSE OF JUDGMENT	DMG CLAIM	DMG CLAIM	FOREIGN JUDGMENT	DMG CLAIM	WORK COMP	DMG CLAIM	FRIENDLY SUIT	DMG CLAIM	DMG CLAIM
4. CASE NUMBER	DC2015-024	DC2015-060	CV2106-59	DC2015-004	CV2016-98	DC2016-009	CS2016-486	DC2016-016	DC2016-010
5. NAME OF COURT	DISTRICT	DISTRICT	DISTRICT	DISTRICT	DISTRICT	DISTRICT	DISTRICT	DISTRICT	DISTRICT
6. DATE OF JUDGMENT	3-22-16	3-21-16	3-28-16	3-28-16	5-10-16	5-18-16	5-26-16	6-6-16	6-14-16
7. PRINCIPAL AMOUNT	9,000.00	1,067.74	17,765.00	418.39	8,882.00	3,440.91	1,348.85	5,780.03	7,380.94
8. TAX LEVIES MADE	1	1	1	1	1	1	1	1	1
9. PRINCIPAL AMOUNT PROVIDED FOR TO 6-30-16	-	-	-	-	-	-	-	-	-
10. PRINCIPAL AMOUNT PROVIDED FOR IN FY 17	3,000.00	355.91	5,921.67	139.46	2,960.67	1,146.97	449.62	1,926.68	2,460.31
11. PRINCIPAL AMOUNT NOT PROVIDED FOR	6,000.00	711.83	11,843.33	278.93	5,921.33	2,293.94	899.23	3,853.35	4,920.63
12. AMOUNT TO PROVIDE BY TAX LEVY FY 2018									
A. 1/3 PRINCIPAL	3,000.00	355.91	5,921.67	139.46	2,960.67	1,146.97	449.62	1,926.68	2,460.31
B. INTEREST	330.00	39.15	651.38	15.34	325.67	126.17	49.46	211.93	270.63
TOTAL	3,330.00	395.06	6,573.05	154.80	3,286.34	1,273.14	499.07	2,138.61	2,730.95
13. LEVIED FOR BUT UNPAID JUDGMENTS OUTSTANDING									
A. PRINCIPAL									
B. INTEREST									
TOTAL									
14. JUDGMENT SINCE LEVIED									
A. PRINCIPAL	3,000.00	355.91	5,921.67	139.46	2,960.67	1,146.97	449.62	1,926.68	2,460.31
B. INTEREST	495.00	58.73	977.08	23.01	488.51	189.25	74.19	317.90	405.95
TOTAL	3,495.00	414.64	6,898.74	162.47	3,449.18	1,336.22	523.80	2,244.58	2,866.27
15. JUDGMENT SINCE PAID									
A. PRINCIPAL	3,000.00	355.91	5,921.67	139.46	2,960.67	1,146.97	449.62	1,926.68	2,460.31
B. INTEREST	495.00	58.73	977.08	23.01	488.51	189.25	74.19	317.90	405.95
TOTAL	3,495.00	414.64	6,898.74	162.47	3,449.18	1,336.22	523.80	2,244.58	2,866.27
16. LEVIED FOR BUT UNPAID									
A. PRINCIPAL									
B. INTEREST									
TOTAL									

CITY OF LAWTON
JUDGMENT INDEBTEDNESS AFFECTING HOMESTEAD
FISCAL YEAR 2017-2018

	G WILSON	J MACKEY	M CRUZ	W WOODSON	R PUCCINO	J PHILLIPS	B ASH	W WOODSON	W BORCK
2. BY WHOM OWNED	C.E.R.S.	C.E.R.S.	C.E.R.S.	C.E.R.S.	C.E.R.S.	C.E.R.S.	C.E.R.S.	C.E.R.S.	C.E.R.S.
3. PURPOSE OF JUDGMENT	DMG CLAIM	DMG CLAIM	DMG CLAIM	FOREIGN JUDGMENT	CIVIL	FRIENDLY SUIT	WORK COMP	WORK COMP	DMG CLAIM
4. CASE NUMBER	DC2016-017	DC2016-028	DC2016-014	CV2016-125	CV2014-109	DC2016-20	CV2016-130	CV2016-131	DC2016-024
5. NAME OF COURT	DISTRICT	DISTRICT	DISTRICT	DISTRICT	DISTRICT	DISTRICT	DISTRICT	DISTRICT	DISTRICT
6. DATE OF JUDGMENT	6-21-16	6-21-16	6-21-16	6-23-16	1-13-15	7-5-16	7-7-16	7-7-16	7-19-16
7. PRINCIPAL AMOUNT	707.83	6,735.70	1,336.70	4,000.00	25,000.00	1,034.00	28,000.00	18,765.00	2,105.07
8. TAX LEVIES MADE	1	1	1	1	1	0	0	0	0
9. PRINCIPAL AMOUNT PROVIDED FOR TO 6-30-16	-	-	-	-	-	-	-	-	-
10. PRINCIPAL AMOUNT PROVIDED FOR IN FY 17	235.94	2,245.23	445.57	1,333.33	8,333.33	-	-	-	-
11. PRINCIPAL AMOUNT NOT PROVIDED FOR	471.89	4,490.47	891.13	2,666.67	16,666.67	1,034.00	28,000.00	18,765.00	2,105.07
12. AMOUNT TO PROVIDE BY TAX LEVY FY 2018									
A. 1/3 PRINCIPAL	235.94	2,245.23	445.57	1,333.33	8,333.33	344.67	9,333.33	6,255.00	701.69
B. INTEREST	25.95	246.98	49.01	146.67	875.00	56.87	1,540.00	1,032.08	115.78
TOTAL	261.90	2,492.21	494.58	1,480.00	9,208.33	401.54	10,873.33	7,287.08	817.47
13. LEVIED FOR BUT UNPAID JUDGMENTS OUTSTANDING									
A. PRINCIPAL									
B. INTEREST									
TOTAL									
14. JUDGMENT SINCE LEVIED									
A. PRINCIPAL	235.94	2,245.23	445.57	1,333.33	8,333.33				
B. INTEREST	38.93	370.46	73.52	220.00	1,375.00				
TOTAL	274.87	2,615.70	519.09	1,553.33	9,708.33				
15. JUDGMENT SINCE PAID									
A. PRINCIPAL	235.94	2,245.23	445.57	1,333.33	8,333.33				
B. INTEREST	38.93	370.46	73.52	220.00	1,375.00				
TOTAL	274.87	2,615.70	519.09	1,553.33	9,708.33				
16. LEVIED FOR BUT UNPAID									
A. PRINCIPAL									
B. INTEREST									
TOTAL									

CITY OF LAWTON
JUDGMENT INDEBTEDNESS AFFECTING HOMESTEAD
FISCAL YEAR 2017-2018

1. IN FAVOR OF	W DAVIS	B DAVIS	K JOHNSON	M CHASENAH	G PROCHASK	C DAWKINS	B CHANDLE	B DAVIS	W MUNN
2. BY WHOM OWNED	C.E.R.S.	C.E.R.S.	C.E.R.S.	C.E.R.S.	C.E.R.S.	C.E.R.S.	C.E.R.S.	C.E.R.S.	C.E.R.S.
3. PURPOSE OF JUDGMENT	DMG CLAIM	DMG CLAIM	DMG CLAIM	FRIENDLY SUIT	FOREIGN JUDGMENT	WORKERS COMP	WORKERS COMP	WORKERS COMP	DMG CLAIM
4. CASE NUMBER	DC2016-025	DC2016-033	DC2016-036	DC2016-055	CV2016-154	CV2016-161	CV2016-168	CV2016-169	DC2016-051
5. NAME OF COURT	DISTRICT	DISTRICT	DISTRICT	DISTRICT	DISTRICT	DISTRICT	DISTRICT	DISTRICT	DISTRICT
6. DATE OF JUDGMENT	7-22-16	8-12-16	8-12-16	8-18-16	8-25-16	9-15-16	9-27-16	9-28-16	10-4-16
7. PRINCIPAL AMOUNT	4,193.46	2,414.50	822.30	7,850.00	9,044.00	8,500.00	13,896.50	3,000.00	1,327.44
8. TAX LEVIES MADE	0	0	0	0	0	0	0	0	0
9. PRINCIPAL AMOUNT PROVIDED FOR TO 6-30-16	-	-	-	-	-	-	-	-	-
10. PRINCIPAL AMOUNT PROVIDED FOR IN FY 17	-	-	-	-	-	-	-	-	-
11. PRINCIPAL AMOUNT NOT PROVIDED FOR	4,193.46	2,414.50	822.30	7,850.00	9,044.00	8,500.00	13,896.50	3,000.00	1,327.44
12. AMOUNT TO PROVIDE BY TAX LEVY FY 2018									
A. 1/3 PRINCIPAL	1,397.82	804.83	274.10	2,616.67	3,014.67	2,833.33	4,632.17	1,000.00	442.48
B. INTEREST	230.64	132.80	45.23	431.75	497.42	467.50	764.31	165.00	73.01
TOTAL	1,628.46	937.63	319.33	3,048.42	3,512.09	3,300.83	5,396.47	1,165.00	515.49
13. LEVIED FOR BUT UNPAID JUDGMENTS OUTSTANDING									
A. PRINCIPAL									
B. INTEREST									
TOTAL									
14. JUDGMENT SINCE LEVIED									
A. PRINCIPAL									
B. INTEREST									
TOTAL									
15. JUDGMENT SINCE PAID									
A. PRINCIPAL									
B. INTEREST									
TOTAL									
16. LEVIED FOR BUT UNPAID									
A. PRINCIPAL									
B. INTEREST									
TOTAL									

CITY OF LAWTON
JUDGMENT INDEBTEDNESS AFFECTING HOMESTEAD
FISCAL YEAR 2017-2018

1. IN FAVOR OF	W MUNN/OK HLTH CARE	T SPENCER	A GONZALES	C HAMM	G MCBEE	R PUCCINO	A GRIFFIN	F PEVER	G SIMS
2. BY WHOM OWNED	C.E.R.S.	C.E.R.S.	C.E.R.S.	C.E.R.S.	C.E.R.S.	C.E.R.S.	C.E.R.S.	C.E.R.S.	C.E.R.S.
3. PURPOSE OF JUDGMENT	DMG CLAIM	DMG CLAIM	DMG CLAIM	DMG CLAIM	DMG CLAIM	WORK COMP	WORK COMP	DMG CLAIM	DMG CLAIM
4. CASE NUMBER	DC2016-051	DC2016-057	DC2016-058	DC2016-060	DC2016-050	CV2016-175	CV2016.177	DC2016-065	DC2016-068
5. NAME OF COURT	DISTRICT	DISTRICT	DISTRICT	DISTRICT	DISTRICT	DISTRICT	DISTRICT	DISTRICT	DISTRICT
6. DATE OF JUDGMENT	10-4-16	10-4-16	10-4-16	10-13-16	10-13-16	10-14-16	10-17-16	10-31-16	10-31-16
7. PRINCIPAL AMOUNT	3,395.00	520.00	975.05	400.00	575.00	48,450.00	13,323.00	2,706.62	510.50
8. TAX LEVIES MADE	0	0	0	0	0	0	0	0	0
9. PRINCIPAL AMOUNT PROVIDED FOR TO 6-30-16	-	-	-	-	-	-	-	-	-
10. PRINCIPAL AMOUNT PROVIDED FOR IN FY 17	-	-	-	-	-	-	-	-	-
11. PRINCIPAL AMOUNT NOT PROVIDED FOR	3,395.00	520.00	975.05	400.00	575.00	48,450.00	13,323.00	2,706.62	510.50
12. AMOUNT TO PROVIDE BY TAX LEVY FY 2018									
A. 1/3 PRINCIPAL	1,131.67	173.33	325.02	133.33	191.67	16,150.00	4,441.00	902.21	170.17
B. INTEREST	186.73	28.60	53.63	22.00	31.63	2,664.75	732.77	148.86	28.08
TOTAL	1,318.39	201.93	378.64	155.33	223.29	18,814.75	5,173.77	1,051.07	198.24
13. LEVIED FOR BUT UNPAID JUDGMENTS OUTSTANDING									
A. PRINCIPAL									
B. INTEREST									
TOTAL									
14. JUDGMENT SINCE LEVIED									
A. PRINCIPAL									
B. INTEREST									
TOTAL									
15. JUDGMENT SINCE PAID									
A. PRINCIPAL									
B. INTEREST									
TOTAL									
16. LEVIED FOR BUT UNPAID									
A. PRINCIPAL									
B. INTEREST									
TOTAL									

CITY OF LAWTON
JUDGMENT INDEBTEDNESS AFFECTING HOMESTEAD
FISCAL YEAR 2017-2018

1. IN FAVOR OF	N TUCKER	T JOZEFKOWIC	C OLIVER	INVITATIONAL APTS	S JENSEN	S JENSEN	T AMBROSE	RAMOS & SOSA	K OWENS
2. BY WHOM OWNED	C.E.R.S.	C.E.R.S.	C.E.R.S.	C.E.R.S.	C.E.R.S.	C.E.R.S.	C.E.R.S.	C.E.R.S.	C.E.R.S.
3. PURPOSE OF JUDGMENT	DMG CLAIM	DMG CLAIM	DMG CLAIM	DMG CLAIM	WORK COMP	WORK COMP	DMG CLAIM	SETTLEMENT AGREEMENT	DMG CLAIM
4. CASE NUMBER	DC2016-056	DC2016-071	DC2016-072	DC2016-062	CV2017-1	CV2017-2	DC2016-077	CJ2015-401	DC2017-005
5. NAME OF COURT	DISTRICT	DISTRICT	DISTRICT	DISTRICT	DISTRICT	DISTRICT	DISTRICT	DISTRICT	DISTRICT
6. DATE OF JUDGMENT	10-31-16	12-12-16	12-19-16	12-29-16	1-4-17	1-4-17	1-17-17	1-24-17	2-21-17
7. PRINCIPAL AMOUNT	1,042.74	2,567.71	2,867.72	1,200.00	4,667.00	9,333.00	5,324.12	50,000.00	1,447.12
8. TAX LEVIES MADE	0	0	0	0	0	0	0	0	0
9. PRINCIPAL AMOUNT PROVIDED FOR TO 6-30-16	-	-	-	-	-	-	-	-	-
10. PRINCIPAL AMOUNT PROVIDED FOR IN FY 17	-	-	-	-	-	-	-	-	-
11. PRINCIPAL AMOUNT NOT PROVIDED FOR	1,042.74	2,567.71	2,867.72	1,200.00	4,667.00	9,333.00	5,324.12	50,000.00	1,447.12
12. AMOUNT TO PROVIDE BY TAX LEVY FY 2018									
A. 1/3 PRINCIPAL	347.58	855.90	955.91	400.00	1,555.67	3,111.00	1,774.71	16,666.67	482.37
B. INTEREST	57.35	141.22	157.72	66.00	268.35	536.65	306.14	2,875.00	83.21
TOTAL	404.93	997.13	1,113.63	466.00	1,824.02	3,647.65	2,080.84	19,541.67	565.58
13. LEVIED FOR BUT UNPAID JUDGMENTS OUTSTANDING									
A. PRINCIPAL									
B. INTEREST									
TOTAL									
14. JUDGMENT SINCE LEVIED									
A. PRINCIPAL									
B. INTEREST									
TOTAL									
15. JUDGMENT SINCE PAID									
A. PRINCIPAL									
B. INTEREST									
TOTAL									
16. LEVIED FOR BUT UNPAID									
A. PRINCIPAL									
B. INTEREST									
TOTAL									

CITY OF LAWTON
JUDGMENT INDEBTEDNESS AFFECTING HOMESTEAD
FISCAL YEAR 2017-2018

1. IN FAVOR OF	B GREENE	R PUCCINO	C DAWKINS	R BELL	J COOPER	B DUNFORD	R BELL	G&M WRECKER	W SIMMONS
2. BY WHOM OWNED	C.E.R.S.	C.E.R.S.	C.E.R.S.	C.E.R.S.	C.E.R.S.	C.E.R.S.	C.E.R.S	C.E.R.S.	C.E.R.S.
3. PURPOSE OF JUDGMENT	DMC CLAIM	SETTLEMENT	WORK COMP	WORK COMP	WORK COMP	DMG CLAIM	WORK COMP	FRIENDLY SUIT	DMC CLAIM
4. CASE NUMBER	DC2017-080	CV2014-109	CV2017-48	CV2017-48	CV2017-47	DC2017-002	CV2017-61	CJ2016-809	DC2016-032
5. NAME OF COURT	DISTRICT	DISTRICT	DISTRICT	DISTRICT	DISTRICT	DISTRICT	DISTRICT	DISTRICT	DISTRICT
6. DATE OF JUDGMENT	2-21-17	1-3-17	3-1-17	3-1-17	3-1-17	3-9-17	3-13-17	3-16-17	8-4-16
7. PRINCIPAL AMOUNT	2,363.55	25,000.00	8,882.50	52,584.40	40,000.00	762.99	31,266.40	625.00	937.11
8. TAX LEVIES MADE	0	0	0	0	0	0	0	0	0
9. PRINCIPAL AMOUNT PROVIDED FOR TO 6-30-16	-	-	-	-	-	-	-	-	-
10. PRINCIPAL AMOUNT PROVIDED FOR IN FY 17	-	-	-	-	-	-	-	-	-
11. PRINCIPAL AMOUNT NOT PROVIDED FOR	2,363.55	25,000.00	8,882.50	52,584.40	40,000.00	762.99	31,266.40	625.00	937.11
12. AMOUNT TO PROVIDE BY TAX LEVY FY 2018									
A. 1/3 PRINCIPAL	787.88	8,333.33	2,960.83	17,528.13	13,333.33	254.33	10,422.13	208.67	312.37
B. INTEREST	135.91	1,312.50	510.74	3,023.60	2,300.00	43.87	1,797.82	36.00	51.54
TOTAL	923.79	9,645.83	3,471.58	20,551.74	15,633.33	298.20	12,219.95	244.66	363.91
13. LEVIED FOR BUT UNPAID JUDGMENTS OUTSTANDING									
A. PRINCIPAL									
B. INTEREST									
TOTAL									
14. JUDGMENT SINCE LEVIED									
A. PRINCIPAL									
B. INTEREST									
TOTAL									
15. JUDGMENT SINCE PAID									
A. PRINCIPAL									
B. INTEREST									
TOTAL									
16. LEVIED FOR BUT UNPAID									
A. PRINCIPAL									
B. INTEREST									
TOTAL									

CITY OF LAWTON
JUDGMENT INDEBTEDNESS AFFECTING HOMESTEAD
FISCAL YEAR 2017-2018

1. IN FAVOR OF	A MILLER	J TORRES	M TORRES	M CARTER	H GORE-HORSEY	D LINDSEY	KRISTINA TAYLOR	N NORMAN	K JOHNSON
2. BY WHOM OWNED	C.E.R.S.	C.E.R.S.	C.E.R.S.	C.E.R.S.	C.E.R.S.	C.E.R.S.	C.E.R.S.	C.E.R.S.	C.E.R.S.
3. PURPOSE OF JUDGMENT	DMG CLAIM	DMG CLAIM	DMG CLAIM	DMC CLAIM	DMG CLAIM	WORK COMP	FRIENDLY SUIT	DMG CLAIM	WORK COMP
4. CASE NUMBER	DC2017-008	DC2017-013	DC2017-012	DC2016-061	DC2017-004	CV2017-86	CJ2016-509	DG2017-015	CV2017-95
5. NAME OF COURT	DISTRICT	DISTRICT	DISTRICT	DISTRICT	DISTRICT	DISTRICT	DISTRICT	DISTRICT	DISTRICT
6. DATE OF JUDGMENT	3-24-17	3-30-17	3-30-17	4-18-17	4-24-17	4-27-17	3-31-17	5-9-17	5-12-17
7. PRINCIPAL AMOUNT	470.42	1,212.04	4,000.00	4,000.00	1,594.46	20,000.00	93,500.00	3,175.00	12,080.20
8. TAX LEVIES MADE	0	0	0	0	0	0	0	0	0
9. PRINCIPAL AMOUNT PROVIDED FOR TO 6-30-16	-	-	-	-	-	-	-	-	-
10. PRINCIPAL AMOUNT PROVIDED FOR IN FY 17	-	-	-	-	-	-	-	-	-
11. PRINCIPAL AMOUNT NOT PROVIDED FOR	470.42	1,212.04	4,000.00	4,000.00	1,594.46	20,000.00	93,500.00	3,175.00	12,080.20
12. AMOUNT TO PROVIDE BY TAX LEVY FY 2018									
A. 1/3 PRINCIPAL	156.81	404.01	1,333.33	1,333.33	531.49	6,666.67	31,166.67	1,058.33	4,026.73
B. INTEREST	27.05	69.69	230.00	230.00	91.68	1,150.00	5,376.25	182.56	694.61
TOTAL	183.86	473.71	1,563.33	1,563.33	623.17	7,816.67	36,542.92	1,240.90	4,721.34
13. LEVIED FOR BUT UNPAID JUDGMENTS OUTSTANDING									
A. PRINCIPAL									
B. INTEREST									
TOTAL									
14. JUDGMENT SINCE LEVIED									
A. PRINCIPAL									
B. INTEREST									
TOTAL									
15. JUDGMENT SINCE PAID									
A. PRINCIPAL									
B. INTEREST									
TOTAL									
16. LEVIED FOR BUT UNPAID									
A. PRINCIPAL									
B. INTEREST									
TOTAL									

CITY OF LAWTON
JUDGMENT INDEBTEDNESS AFFECTING HOMESTEAD
FISCAL YEAR 2017-2018

1. IN FAVOR OF	LAWTON HSNG AUTH	B HUBBARD	WIPYO HONG	B JONES	TOTAL
2. BY WHOM OWNED	C.E.R.S.	C.E.R.S.	C.E.R.S.	C.E.R.S.	
3. PURPOSE OF JUDGMENT	DMG CLAIM	WORK COMP	DMG CLAIM	DMG CLAIM	
4. CASE NUMBER	DC2017-017	CV2017-119	DC2017-018	DC2017-026	
5. NAME OF COURT	DISTRICT	DISTRICT	DISTRICT	DISTRICT	
6. DATE OF JUDGMENT	5-19-17	6-16-17	6-28-17	6-28-17	
7. PRINCIPAL AMOUNT	1,340.00	18,500.00	12,396.23	25,000.00	3,132,019.62
8. TAX LEVIES MADE	0	0	0	0	
9. PRINCIPAL AMOUNT PROVIDED FOR TO 6-30-16	-	-	-	-	915,547.35
10. PRINCIPAL AMOUNT PROVIDED FOR IN FY 17	-	-	-	-	840,690.46
11. PRINCIPAL AMOUNT NOT PROVIDED FOR	1,340.00	18,500.00	12,396.23	25,000.00	1,375,781.81
12. AMOUNT TO PROVIDE BY TAX LEVY FY 2018					
A. 1/3 PRINCIPAL	446.67	6,166.67	4,132.08	8,333.33	689,787.12
B. INTEREST	77.05	1,063.75	712.78	1,437.50	75,267.56
TOTAL	523.72	7,230.42	4,844.86	9,770.83	765,054.68
13. LEVIED FOR BUT UNPAID JUDGMENTS OUTSTANDING					
A. PRINCIPAL					
B. INTEREST					
TOTAL					
14. JUDGMENT SINCE LEVIED					
A. PRINCIPAL					
B. INTEREST					
TOTAL					
15. JUDGMENT SINCE PAID					
A. PRINCIPAL					
B. INTEREST					
TOTAL					
16. LEVIED FOR BUT UNPAID					
A. PRINCIPAL					
B. INTEREST					
TOTAL					

EXHIBIT SF-7

CITY OF LAWTON, OKLAHOMA

SINKING FUND
COUNTY EXCISE BOARDS' APPROPRIATION OF INCOME AND REVENUES
2017-2018 ESTIMATE OF NEEDS

	SINKING FUND
TO FINANCE APPROVED BUDGET IN SUM OF (FROM FORMS SF-1 - LINE 25)	$ 2,756,457.92
EXCESS OF ASSETS OVER LIABILITIES (FROM FORM SF-1 - LINE 17)	246,974.38
OTHER DEDUCTIONS - ATTACH EXPLANATION	$
BALANCE REQUIRED TO RAISE (LINE 1 LESS 2 & 3)	$ 2,509,483.54
ADD 5% FOR DELINQUENT TAX	125,474.18
GROSS BALANCE OF REQUIREMENTS APPROPRIATED FROM 2018 AD VALOREM TAX	$ 2,634,957.72

CITY OF LAWTON
COUNTY OF COMANCHE

We certify that the total assessed valuation of the property, subject to Ad Valorem Taxes, excluding homestead exemptions approved, in the municipality as finally equalized and certified by the state Board of Equalization for the current year 2017-2018 is as follows:

Real Property	364,813,711
Personal Property	33,278,780
Public Service Property	20,398,392
Total	418,490,883

and that the assessed valuations herein certified have been used in computing the rate of mill levies and the proceeds thereof as aforesaid; and that having ascertained as aforesaid, the aggregate amount to be raised by Ad Valorem Taxation, we thereupon have made the levies therefor, as provided by law as follows:

General Fund	_____	mills	Building Fund	_____	mills
Sinking Fund	6.30	mills	Total	_____	mills

We do hereby order the above levies to be certified forthwith by the Secretary of this Board to the county Assessor of said county, in order that the County Assessor may immediately extend said levies upon the tax rolls for the year 2017, without regard to any protest that may be filed against any levies, as required by 68 O. S., 1991, Section 2481.4. We futher certify that the said appropriation and the mill-rate levies, as aforesaid, are within the limitation provided by law.

Date at Lawton Oklahoma this
6th Day of September 2017

Member

Member

Chairman of the Board

Attest:
Secretary of the County Excise Board

COUNTY CLERK SEAL ORIGINAL IN RECORDS COMANCHE COUNTY, LAWTON, OKLA.

CITY OF LAWTON
DEBT SERVICE
SCHEDULE OF REQUIREMENTS FOR GENERAL OBLIGATION BONDS
$1,500,000

Fiscal Period	Principal Requirements	Interest Requirements	Total Requirements
2017-2018	115,000	20,375	135,375
2018-2019	115,000	14,625	129,625
2019-2020	115,000	8,875	123,875
2020-2021	120,000	3,000	123,000
	465,000	46,875	511,875

The bonds listed above are "General Obligation Bonds, Series 2005", dated Oct 1, 2005. Financing is through ad valorem rates.

Interest payments are made semi annually beginning July 1, 2007.
Principal payments are made annually beginning July 1, 2008.

Interest rate is 5 %

These bonds helped finance the Cameron Emerging Technology and Entrepreneuial Studies Center (CETES) at Cameron University.

CITY OF LAWTON
DEBT SERVICE
SCHEDULE OF REQUIREMENTS FOR GENERAL OBLIGATION BONDS
$2,500,000

Fiscal Period	Principal Requirements	Interest Requirements	Total Requirements
2017-2018	190,000	25,668	215,668
2018-2019	190,000	18,685	208,685
2019-2020	190,000	11,655	201,655
2020-2021	220,000	4,070	224,070
	790,000	60,078	850,078

The bonds listed above are "General Obligation Bonds, Series 2005", dated Oct 1, 2005. Financing is through ad valorem rates.

Interest payments are made semi annually beginning July 1, 2007.
Principal payments are made annually beginning July 1, 2008.

Interest rate is variable and average interest rate is 3.67

These bonds financed sanitary system improvements.

CITY OF LAWTON
DEBT SERVICE
SCHEDULE OF REQUIREMENTS FOR GENERAL OBLIGATION BONDS
$8,000,000

Fiscal Period	Principal Requirements	Interest Requirements	Total Requirements
2017-2018	420,000	158,301	578,301
2018-2019	420,000	145,974	565,974
2019-2020	420,000	133,269	553,269
2020-2021	420,000	120,186	540,186
2021-2022	420,000	106,788	526,788
2022-2023	420,000	93,159	513,159
2023-2024	420,000	79,341	499,341
2024-2025	420,000	65,376	485,376
2025-2026	420,000	51,264	471,264
2026-2027	420,000	36,984	456,984
2027-2028	420,000	22,557	442,557
2028-2029	440,000	7,656	447,656
	5,060,000	1,020,855	6,080,855

The bonds listed above are "General Obligation Bonds, Series 2008", dated Oct 1, 2008. Financing is through ad valorem rates.

Interest payments are made semi annually beginning April 1, 2010.
Principal payments are made annually beginning October 1, 2010.

Interest rate is variable and average interest rate is 2.96%.

These bonds provided financing for sanitary sewer system phase IIA improvements

CITY OF LAWTON
DEBT SERVICE
SCHEDULE OF REQUIREMENTS FOR GENERAL OBLIGATION LIMITED BONDS
$3,000,000

Fiscal Period	Principal Requirements	Interest Requirements	Total Requirements
2017-2018	230,000	64,275	294,275
2018-2019	230,000	54,356	284,356
2019-2020	230,000	44,725	274,725
2020-2021	230,000	35,381	265,381
2021-2022	230,000	25,750	255,750
2022-2023	230,000	15,831	245,831
2023-2024	240,000	5,400	245,400
	1,620,000	245,719	1,865,719

The bonds listed above are "General Obligation Limited Tax Bonds, Series 2008", dated Oct 1, 2008. Financing is through ad valorem rates.

Interest payments are made semi annually beginning January 1, 2010.
Principal payments are made annually beginning July 1, 2011.

Interest rate is variable and average interest rate is 4.221%.

These bonds provided financing for the Downtown Preservation Project (new city hall).

CITY OF LAWTON
DEBT SERVICE
SCHEDULE OF REQUIREMENTS FOR GENERAL OBLIGATION BONDS
$3,300,000

Fiscal Period	Principal Requirements	Interest Requirements	Agent Fees	Total Requirements
2017-2018	365,000	45,506	200	410,706
2018-2019	365,000	38,206	200	403,406
2019-2020	365,000	30,906	200	396,106
2020-2021	365,000	23,606	200	388,806
2021-2022	365,000	16,306	200	381,506
2022-2023	380,000	8,550	200	388,750
	2,205,000	163,081	1200	2,369,281

The bonds listed above are "General Obligation Bonds, Series 2013", dated May 1, 2013. Financing is through ad valorem rates.

Interest payments are made semi annually beginning May 1, 2014.
Principal payments are made annually beginning May 1, 2015.

Average interest rate is 2.04

These bonds provided $1,900,000 for Solid Waste Disposal management facilities, $400,000 for Animal Welfare facility, and $1,000,000 for fire station improvements.

CITY OF LAWTON
DEBT SERVICE
SCHEDULE OF REQUIREMENTS FOR LAWTON WATER AUTHORITY SALES TAX REVENUE NOTE
$2,900,000

Fiscal Period	Principal Requirements	Interest Requirements	Total Requirements
2017-2018	320,000	29,000	349,000
2018-2019	320,000	51,600	371,600
2019-2020	320,000	45,200	365,200
2020-2021	320,000	38,800	358,800
2021-2022	320,000	32,400	352,400
2022-2023	320,000	26,000	346,000
2023-2024	320,000	19,600	339,600
2024-2025	320,000	13,200	333,200
2025-2026	340,000	6,800	346,800
	2,900,000	262,600	3,162,600

The promissory note dated June 1, 2016, to **Cede & Co.**, is to provide funds for the purpose of constructing fire deparment facilities. Principal financing is through the 2016 Sales Tax Revenue. Interest rate is 2% payments are due June 1st & December 1st each year. Principal payments are made annually beginning June 1, 2018

These bonds provided financing for fire station 8 improvements.

CITY OF LAWTON
DEBT SERVICE
SCHEDULE OF REQUIREMENTS FOR SERIES 2001B PROMISSORY NOTE
$3,445,000

Fiscal Period	Principal Requirements	Interest Requirements	Trustee Fees	Total Requirements
2017-2018	265,000	25,470	750	291,220
2018-2019	275,000	15,828	750	291,578
2019-2020	285,000	5,408	750	291,158
	$ 825,000	$ 46,706	$ 2,250	$ 873,956

The requirements are for a promissory note dated Apr 16, 2001,
to the Water Resources Board, providing funding for the Sewer System Rehabilitation project. The note was refinanced April 2, 2009 and those changes are reflected above.
Financing is through a $2.35 charge on monthly utility bills.
Interest and principal are paid monthly to Bank of Oklahoma.
Average interest rate is 2.55 per annum.

CITY OF LAWTON
DEBT SERVICE
SCHEDULE OF REQUIREMENTS FOR WATER RESOURCES BOARD PROMISSORY NOTE
$1,310,000

Fiscal Period	Principal Requirements	Admin Fee	Total Requirements
2017-2018	67,179	2,128	69,307
2018-2019	67,179	1,787	68,967
2019-2020	67,179	1,447	68,626
2020-2021	67,179	1,109	68,289
2021-2022	67,179	766	67,945
2022-2023	67,179	425	67,604
2023-2024	33,590	84	33,674
	$ 436,667	$ 7,746	$ 444,413

The requirements listed above are for a promissory note, dated February 25, 2004, to the Water Resources Board, providing funding for the Sewer System Rehabilitation project. Financing is through a $2.35 charge on the monthly utility bills. Payments are made to the Oklahoma Water Resources Board beginning August 15, 2004.
Admin fee is .5% of outstanding balance.

CITY OF LAWTON
DEBT SERVICE
SCHEDULE OF REQUIREMENTS FOR WATER RESOURCES BOARD PROMISSORY NOTE
$1,819,430

Fiscal Period	Principal Requirements	Admin Fees	Total Requirements
2017-2018	93,304	2,482	95,786
2018-2019	93,304	2,009	95,313
2019-2020	93,304	1,536	94,840
2020-2021	93,304	1,067	94,371
2021-2022	93,304	590	93,894
	46,652	117	46,769
	$ 513,172	$ 7,802	$ 520,974

The requirements listed above are for a promissory note, dated January 24, 2003, to the Water Resources Board, providing funding for the Sewer System Rehabilitation project. Financing is through a $2.35 charge on the monthly utility bills. Payments are made through the Bank of Oklahoma. Principal and admin fees are made every six months with Admin fees beginning February 15, 2003 and principal payments beginning August 15, 2003.

CITY OF LAWTON
DEBT SERVICE
SCHEDULE OF REQUIREMENTS FOR WATER RESOURCES BOARD PROMISSORY NOTE
$1,020,000

Fiscal Period	Principal Requirements	Admin Fee	Total Requirements
2017-2018	52,308	1,392	53,699
2018-2019	52,308	1,126	53,434
2019-2020	52,308	861	53,169
2020-2021	52,308	598	52,906
2021-2022	52,308	331	52,639
	26,154	66	26,219
	$ 287,692	$ 4,374	$ 292,066

The requirements listed above are for a promissory note, dated January 1, 2003, to the Water Resources Board, providing funding for the Sewer System Rehabilitation project. Financing is through a $2.35 charge on the monthly utility bills. Payments are made to the Water Resources Board. Admin fees began February 15, 2003 and principal payments begin August 15, 2003.

CITY OF LAWTON
DEBT SERVICE
SCHEDULE OF REQUIREMENTS FOR LAWTON UTILIT SYSTEM REVENUE NOTE
$5,270,000

Fiscal Period	Principal Requirements	Interest & Admin Fees	Total Requirements
2017-2018	325,000	102,913	427,913
2018-2019	335,000	94,138	429,138
2019-2020	345,000	85,025	430,025
2020-2021	355,000	75,643	430,643
2021-2022	370,000	65,923	435,923
2022-2023	375,000	55,933	430,933
2023-2024	390,000	45,673	435,673
2024-2025	400,000	35,075	435,075
2025-2026	415,000	24,208	439,208
2026-2027	425,000	12,935	437,935
2027-2028	85,000	3,148	88,148
	3,820,000	600,610	4,420,610

The promissory note dated December 21, 2011 to JP Morgan Chase Bank, is to refund the outstanding portion of the Lawton Water Authority's Series 2003B Promissory Note to OWRB, series 2003D Promissory note to OWRB, and Series 2004F Promissory note to OWRB Principal payments will begin on October 1, 2012 and continue on a semi-annual basis. Payments are processed through the trustee bank, JP Morgan Chase Bank.

CITY OF LAWTON
DEBT SERVICE
SCHEDULE OF REQUIREMENTS FOR WATER RESOURCES BOARD PROMISSORY NOTE
$2,008,570

Fiscal Period	Principal Requirements	Admin Fees	Total Requirements
2017-2018	100,429	1,908	102,337
2018-2019	100,429	1,399	101,828
2019-2020	100,429	890	101,318
2020-2021	100,429	382	100,811
	$ 401,714	$ 4,579	$ 406,293

The requirements listed above are for a promissory note, dated Apr 6, 2001, to the Water Resources Board, providing funding for the Sewer System Rehabilitation project. Financing is through a $2.35 charge on the monthly utility bills. Payments are made through the Bank of Oklahoma. Principal and admin fees are made every six months beginning Aug 15th, 2001.

CITY OF LAWTON
DEBT SERVICE
SCHEDULE OF REQUIREMENTS FOR ARRA-STATE REVOLVING DRINKING WATER STIMULUS NOTE
$4,725,000

Fiscal Period	Principal Requirements	Interest	Admin	Total Requirements
2017-2018	141,816	61,959	11,735	215,509
2018-2019	146,366	58,132	11,010	215,509
2019-2020	150,890	54,329	10,290	215,509
2020-2021	155,905	50,112	9,491	215,509
2021-2022	160,908	45,906	8,694	215,509
2022-2023	166,072	41,565	7,872	215,509
2023-2024	171,284	37,183	7,042	215,509
2024-2025	176,897	32,463	6,148	215,509
2025-2026	182,574	27,691	5,244	215,509
2026-2027	188,432	22,765	4,312	215,509
2027-2028	194,426	30,161	3,357	227,944
2028-2029	200,718	12,435	2,355	215,509
2029-2030	207,159	7,020	1,330	215,509
2030-2031	106,052	1,431	271	107,754
	2,349,499	483,153	89,151	2,921,803

The promissory note dated Nov 30, 2009, to the Oklahoma Water Resources Board, providing funding for water system improvements through the American Recovery and Reinvestment Act of 2009. Principal financing is through the 2008 Sales Tax. Semi-annual Interest of 2.64 per annum will be paid plus administrative fee of .5% per annum. Payments are processed through the trustee bank, Bank of Oklahoma.

CITY OF LAWTON
DEBT SERVICE
SCHEDULE OF REQUIREMENTS FOR ARRA-CLEAN WATER REVOLVING STIMULUS NOTE
$12,270,000

Fiscal Period	Principal Requirements	Interest	Admin	Total Requirements
2017-2018	420,740	153,352	33,927	608,019
2018-2019	432,596	143,644	31,780	608,019
2019-2020	444,347	134,021	29,651	608,019
2020-2021	457,307	123,409	27,303	608,019
2021-2022	470,194	112,857	24,968	608,019
2022-2023	483,444	102,007	22,568	608,019
2023-2024	496,772	91,093	20,153	608,019
2024-2025	511,065	79,390	17,564	608,019
2025-2026	525,466	67,597	14,955	608,019
2026-2027	540,274	55,473	12,273	608,019
2027-2028	555,365	43,115	9,539	608,019
2028-2029	571,148	30,192	6,680	608,019
2029-2030	587,242	17,013	3,764	608,019
2030-2031	299,780	3,463	766	304,009
	6,795,740	1,156,625	255,891	8,208,255

The promissory note dated Nov 30, 2009, to the Oklahoma Water Resources Board, providing funding for sewer system improvements through the American Recovery and Reinvestment Act of 2009. Principal financing is split between the 2008 Sales Tax and 2005 Sales Tax . Semi-annual Interest is being repaid at 2.26% per annum plus administrative fee of .5% per annum. Payments are processed through the trustee bank, Bank of Oklahoma.

CITY OF LAWTON
DEBT SERVICE
SCHEDULE OF REQUIREMENTS FOR UTILITY SYSTEM REVENUE NOTE S2013
$10,920,000

Fiscal Period	Principal Requirements	Interest & Admin Fees	Total Requirements
2017-2018	950,000	215,377	1,165,377
2018-2019	975,000	187,778	1,162,778
2019-2020	1,005,000	159,384	1,164,384
2020-2021	1,030,000	130,122	1,160,122
2021-2022	1,060,000	100,139	1,160,139
2022-2023	1,090,000	69,288	1,159,288
2023-2024	1,120,000	37,570	1,157,570
2024-2025	460,000	6,647	466,647
	$ 7,690,000	$ 906,304	$ 8,596,304

The requirements listed above are for a utility revenue note, dated July 24, 2013, to the Oklahoma Water Resources Board, providing funding for the refinancing of the Chevron Water Meter Replacement Project note and the Chevron Energy Project note payable. Financing is through revenue collection by the Lawton Water Authority. Monthly payments will be made to the trustee bank Bank Of Oklahoma for principal and interest each month beginning September 1st, 2013.

CITY OF LAWTON
DEBT SERVICE
SCHEDULE OF REQUIREMENTS FOR LAWTON WATER AUTHORITY SALES TAX REVENUE NOTE
$23,410,000

Fiscal Period	Principal Requirements	Interest & Admin Fees	Total Requirements
2017-2018	3,575,000	105,795	3,680,795
2018-2019	3,650,000	45,842	3,695,842
	7,225,000	151,636	7,376,636

The promissory note dated March 8, 2012, to the Bank of Oklahoma (BOKF), is to provide funding for financing the construction, reconstruction and/or acquisition of a portion of the 2012 CIP Projects of the City of Lawton. Principal financing is through the 2012 Sales Tax Revenue. Principal payments will begin on July 1, 2012 and continue on a semi-annual basis. Payments are processed through the trustee bank, Bank of Oklahoma (BOKF).

CITY OF LAWTON
DEBT SERVICE
SCHEDULE OF REQUIREMENTS FOR LAWTON WATER AUTHORITY SALES TAX REVENUE NOTE
$20,000,000

Fiscal Period	Principal Requirements	Interest & Admin Fees	Total Requirements
2017-2018	2,195,000	343,481	2,538,481
2018-2019	2,245,000	299,723	2,544,723
2019-2020	2,315,000	254,925	2,569,925
2020-2021	2,375,000	208,841	2,583,841
2021-2022	2,405,000	161,568	2,566,568
2022-2023	2,510,000	113,454	2,623,454
2023-2024	2,545,000	63,657	2,608,657
2024-2025	1,300,000	12,870	1,312,870
	17,890,000	1,458,518	19,348,518

The promissory note dated December 17, 2015, to Bank of America, is to provide funding for financing the construction, reconstruction and/or acquisition of a portion of the 2016 CIP Projects of the City of Lawton. Principal financing is through the 2016 Sales Tax Revenue. Principal payments will begin on July 1, 2016 and continue on a semi-annual basis. Payments are processed through the trustee bank, Bank of Oklahoma (BOKF).

These loan proceeds financed $8,785,000 water resources improvements, $3,500,000 Lawton Area Transit System Improvements, $4,800,000 street improvements (SE 45th, Lee to Bell), and $2,500,000 street improvements (Columbia to Ferris) and closing costs of $415,000.

CITY OF LAWTON
DEBT SERVICE
SCHEDULE OF REQUIREMENTS FOR HUD SECTION 108 LOAN
$2,000,000

Fiscal Period	Interest & Admin Fees	Principal Requirements	Total Requirements
2017-2018	69,450	84,000	158,450
2018-2019	65,479	89,000	159,479
2019-2020	61,134	94,000	160,134
2020-2021	56,390	99,000	161,390
2021-2022	51,283	105,000	161,283
2021-2023	45,810	110,000	162,810
2023-2024	39,953	117,000	163,953
2024-2025	33,662	124,000	163,662
2025-2026	26,962	130,000	164,962
2026-2027	19,832	138,000	165,832
2027-2028	12,220	146,000	165,220
2028-2029	4,146	153,000	157,146
	$ 486,319	$ 1,389,000	$ 1,944,319

The requirements listed above are for a promissory note, dated June 12, 2008, to the U.S. Department of Housing and Urban Development for NW 2nd Street Project. Financing is through Housing and Urban Development Grant. Payments are made to the Bank of New York Mellon. Principal and interest payments are made every six months beginning February 01, 2009.

The loan proceeds financed improvements to the 2nd Street Project.

CITY OF LAWTON
DEBT SERVICE
SCHEDULE OF REQUIREMENTS FOR WAURIKA LAKE MCD SERIES 2010 PROMISSORY NOTE TO OWRB
$16,628,473

Fiscal Period	Principal Requirements	Interest & Admin Fees	Total Requirements
2017-2018	514,528	583,650	1,098,178
2018-2019	526,425	572,613	1,099,038
2019-2020	550,218	545,529	1,095,747
2020-2021	568,063	528,224	1,096,287
2021-2022	585,908	510,359	1,096,266
2022-2023	606,727	486,073	1,092,800
2023-2024	633,494	460,924	1,094,418
2024-2025	657,287	434,666	1,091,953
2025-2026	684,055	407,421	1,091,476
2026-2027	710,822	379,067	1,089,889
2027-2028	737,589	353,158	1,090,747
2028-2029	761,382	326,273	1,087,655
2029-2030	788,150	298,520	1,086,670
2030-2031	814,917	269,792	1,084,709
2031-2032	844,659	240,088	1,084,747
2032-2033	886,297	196,631	1,082,928
2033-2034	930,909	151,031	1,081,940
2034-2035	978,495	103,136	1,081,631
2035-2036	1,026,082	52,792	1,078,874
	13,806,004	6,899,947	20,705,952

The 2010 New Project will enable the Additional Storage Capacity to be provided to the Participating Municipalities, each of which has entered into an Addendum to Contract with the Waurika District. Each of the Participating Municipalities has agreed to pay a percentage share of the capital and other costs of the New Project and is entitled to receive such percentage share of the Additional Storage Capacity. The percentage share of the water capacity of the New Project specified in the Addendum to Contract to which the Authority and the City are entitled to 59.483%.

CITY OF LAWTON
DEBT SERVICE
SCHEDULE OF REQUIREMENTS FOR WAURIKA LAKE MCD SERIES 2015A PROMISSORY NOTE
$12,356,290

Fiscal Period	Principal Requirements	Interest & Admin Fees	Total Requirements
2017-2018	642,906	325,169	968,075
2018-2019	661,843	305,740	967,583
2019-2020	682,673	285,729	968,402
2020-2021	702,557	265,106	967,663
2021-2022	723,387	243,873	967,261
2022-2023	746,112	222,001	968,113
2023-2024	768,836	199,448	968,283
2024-2025	791,560	176,212	967,772
2025-2026	815,231	152,295	967,526
2026-2027	839,849	127,653	967,502
2027-2028	866,361	102,259	968,620
2028-2029	890,978	76,084	967,062
2029-2030	919,384	49,141	968,525
2030-2031	946,842	21,361	968,203
	$ 10,998,518	$ 2,552,071	$ 13,550,589

Water Revenue Refunding Note, S2015A, dated July 8, 2015 for the purpose of providing funds for repayment of the original 1978 project that was designed to provide water supply to the cities of Lawton, Duncan, Waurika, Comanche, Temple and Walters.

CITY OF LAWTON
DEBT SERVICE
SCHEDULE OF REQUIREMENTS FOR WAURIKA LAKE MCD SERIES 2015B PROMISSORY NOTE
$5,170,708

Fiscal Period	Principal Requirements	Interest & Admin Fees	Total Requirements
2017-2018	206,064	177,300	383,365
2018-2019	215,431	170,557	385,988
2019-2020	220,114	163,588	383,702
2020-2021	229,481	157,542	387,023
2021-2022	234,164	152,149	386,313
2022-2023	238,847	145,459	384,306
2023-2024	248,214	137,666	385,880
2024-2025	257,581	129,573	387,154
2025-2026	262,264	121,256	383,519
2026-2027	271,630	113,223	384,853
2027-2028	280,997	105,066	386,063
2028-2029	285,680	95,996	381,676
2029-2030	295,047	86,157	381,204
2030-2031	309,097	75,542	384,639
2031-2032	263,463	63,577	327,040
2032-2033	277,513	50,428	327,941
2033-2034	286,563	36,717	323,280
2034-2035	300,613	22,421	323,034
2035-2036	314,663	7,564	322,226
	4,997,426	2,011,779	7,009,205

This loan provides repayment for the silt removal project by the Corp of Engineers beginning 2016.

APPENDIX

GLOSSARY OF GENERAL AND ENTERPRISE FUNDS
REVENUE ACCOUNTS

CITY SALES TAX: The City of Lawton Sales Tax levy is .04125 percent of the gross receipts from the sales or rental of tangible personal property and from the furnishings of services of this amount, one and one-quarter is set aside to fund the 2016 sales tax capital improvement fund, the 2015 sales tax.

CITY USE TAX: The City of Lawton Use Tax is three and one-quarter percent of the gross receipts from the storage use or consumption of all property purchased or brought into the city from outside the state. The tax is a form of excise tax which compensates for the fact that the city would not receive Sales Tax from personal property purchased out-of-state and brought into Oklahoma for use. If city sales tax is reduced or increased, its Use Tax will change in the same amount.

FRANCHISE AND ORDINANCE TAX: AEP-Public Service, Arkla Gas and Southwestern Bell Telephone remit two percent of gross cash receipts and Lawton Cablevision remits five percent of gross service charges after deducting taxes. Southwestern Bell pays on an annual basis (April 30); the other companies pay monthly.

ALCOHOLIC BEVERAGE TAX: Excise taxes are levied at the wholesale level and are collected by the Oklahoma Tax Commission. The OTC retains three percent for operation. One-third of the remaining 97 percent is distributed to the counties on the basis of area population. Counties in turn redistribute to cities on the basis of population.

WATER (TRANSFER FROM TRUST) – AN ENTERPRISE FUND: Current water rates are established in the Appendix to the City Code.

OTHER WATER REVENUE – AN ENTERPRISE FUND: Includes penalty for late payment (10 percent of current utility bill); service restoration charge after payment of delinquent bill – ($25.00); administrative charge for insufficient check – ($25.00).

WASTEWATER EFFLUENT – AN ENTERPRISE FUND: AEP-Public Service Company of Oklahoma has contracted to purchase an average of 3,500,000 gallons per day of sewage treatment plant effluent at $.075 per 1,000 gallons.

SEWER SERVICE CHARGE – AN ENTERPRISE FUND: Current sewer service charges are established in the Appendix to the City Code.

REFUSE DISPOSAL FEES – AN ENTERPRISE FUND: Current refuse collection charges are established in the Appendix to the City Code.

LANDFILL FEES – AN ENTERPRISE FUND: Fees are collected at the Landfill gate on a per load basis at the rate established in the Appendix to the City Code.

ANIMAL SHELTER REVENUE: Revenue derived from impoundment fee, boarding fee, adoption fee and owner pick-up fee.

CEMETERY REVENUE: Sales of burial spaces, opening and closing graves and special lot care.

LIBRARY REVENUE: Penalties assessed from over-due books and lost books.

SWIMMING: City operates one swimming pool located at 920 S 11th. Charges are $3.00 per person.

MISCELLANEOUS REVENUE: Revenue from various sources not included in standard classifications. Some typical examples are as follows: fire runs outside the city limits; Southwestern Bell pay telephone; fees for closing public way; vending machines; closing of easements; mowing; collection from damage claims.

GLOSSARY OF ACCOUNTS
EXPENDITURE ACCOUNTS

101 SALARIES AND WAGES: **All base wages paid to full time permanent employees.** In the Fire Department, the salaries and wages account includes Premium Pay for scheduled overtime in addition to base wages. In the Police Department, the salaries and wages account includes Master Officer Incentive and Detective pay in addition to base wages.

102 DIFFERENTIAL-OUT OF CLASSIFICATION PAY: **Payment of wages to employees in excess of normal pay for temporarily working in a higher classification. Includes pay for split and/or night shifts, standby, etc.** In the Fire Department when a shift member is assigned for a limited period of time to a higher position classification $1.00 per hour is paid for each hour worked. Staff members receive two hours of pay for each 8 hours worked out of class.

The Fire Marshals are paid standby when required to be available during off duty hours. The rate is 10%.

A Police Officer who performs the duties of a position one level above his position for an entire shift is paid for the actual hours worked in the higher position at a rate 10% over the normal salary.

Night work pay differential for General Employees and Police Officers is paid for work shifts occurring 50% or more after 5:00 P.M. and before 5:00 A.M. The premium rate is 5% over the normal salary.

A premium standby pay differential of $9.00 a day over an employee's regular salary is paid to General Employees who are on call during non-duty time around-the-clock, including weekends and holidays, for a minimum period of one week.

103 SICK LEAVE-PAY IN LIEU: **Compensation to cover unused sick leave for Fire and Police employees.** Sick leave for Fire Fighters accrues at the rate of 96 hours per year for staff employees and 144 hours per year for shift employees. Payment is made annually for all hours accumulated over 576 hours for staff employees and 864 hours for shift employees. Excess sick leave is paid at the employee's hourly rate of pay. Upon voluntary resignation, unused sick leave is redeemed by the City at the following rates; Accumulated hours between 193 and 384 for the staff employees and 289-576 for shift employees are redeemed at 50% of the employees current hourly rate, accumulated hours between 385-576 for staff employees and 577-864 for shift employees are redeemed at 75% of the employee's current hourly rate, and all accumulated hours in excess of 576 hours for staff and 864 hours for shift employees are redeemed at 100% of the employees current hourly rate. Upon retirement of a firefighter, all unused sick leave accumulated from 0-576 hours for staff and 0-864 hours for shift employees is redeemed at 75% of the employee's current hourly rate. All hours in excess of those amounts are redeemed at 100% of the employee's current hourly rate of pay.

Sick Leave for Police Officers accrues at the rate of 96 hours per year. An officer is paid annually for all unused sick leave accumulated in excess of 576 hours. Upon resignation, an officer's sick pay hours are redeemed at the rate of 2 ½% of his hourly rate of pay for each year of service. Upon retirement, all sick hours are redeemed at 75% of the current hourly rate of pay.

General employees accrue sick leave at the rate of 96 hours per year. Employees who resign will be compensated for all accrued sick leave as follows: The number of sick leave hours will be multiplied 2 ½% times the total number of years of service for the employee times the current hourly rate of pay. Employees who are terminated shall receive no compensation for accrued sick leave benefits. General employees who are eligible for retirement may choose to use their accrued vacation, flexible, comp and sick leave hours as terminal leave. The employee must provide a request for terminal leave not less than two months from the date the terminal leave is to begin. All vacation, flexible and comp leave hours must be used before sick leave hours can be taken. Employees in terminal leave status will continue to be paid through the payroll system for a maximum of 80 hours per pay period. Benefits will be continued until the established retirement date.

104 CONTRACT LABOR: Contract employees who are directly employed by the City. This includes: 1. Contract employees who are provided by an outside firm and are directly supervised by the City through a temporary service agency; and 2. Contract employees who provide services to the City on a job basis. **e.g.** gymnasium custodians and sports officials.

105 MAYOR & COUNCIL SALARIES: Compensation paid to City elected officials.

106 PART-TIME: Payment of wages to employees not permanent or full-time. This will include only those employees who are paid through the payroll system on a part-time basis. **e.g.** lifeguards.

108 OVERTIME: Compensation paid for hours worked in excess of 40 hours in one week or in accordance with contractual definitions contained in the bargaining agreements that meet FLSA regulations.

110 UNEMPLOYMENT COMPENSATION: City share of unemployment compensation. The City is self insured for unemployment benefits. Actual charges are reimbursed to the State and the expenses allocated to each division based on total number of employees.

111 F.I.C.A.: The City's share of Federal Social Security on all General Employees and the Medicare portion of F.I.C.A. on Police and Fire hired after April 15, 1986. The current F.I.C.A. rate is 7.65% on the first $118,500 in wages. The total 7.65% FICA rate is broken down into 6.20% for Social Security with a wage limit of $118,500 and 1.45% for Medicare, with no wage limit.

112 WORKER'S COMPENSATION: Payment of Worker's Compensation cost of the City and associated administrative cost. The City is self insured for Worker's Compensation claims. The administration of the City's program has been contracted to the United Safety Company. Worker's Compensation costs are distributed to the divisions where the employee receiving the award works.

113 GROUP LIFE & HOSPITALIZATION: City's payment of medical benefit policy for City employees. The City's employee medical insurance is a self insured plan which is administered by Managed, Health Resources. The City annually estimates the medical claims for the following year to establish the biweekly premiums required.

114 CITY RETIREMENT PLAN: The City contributes 10% of General Employee's base pay to the City Employee's Retirement System.

116 POLICE PENSION PLAN: The City contributes 13% of Police Pay to the Police Pension fund.

117 FIREMEN'S PENSION PLAN: The City contributes 13% of Firefighter's pay to the Firefighter's Pension fund.

118 LONGEVITY: **Payments to employees based on years of service.** The bi-weekly rate of Longevity pay for a firefighter is calculated by multiplying .00500 times the bi-weekly base pay of a "firefighter" at step "F", times the member's total number of years of continuous service not to exceed 21 years. Members are not eligible until completion of four years service.

Longevity Pay for police officers begins after completion of 48 months of continuous service, and is calculated by multiplying the officer's annual length of service by $5.61, not to exceed 21 years. Officers hired after July 1, 2004 shall not be eligible for the longevity benefit regardless of continuous service.

Longevity pay for general non-union employees begins after completion of 48 months of continuous service, and is calculated by multiplying .0068091 times the bi-weekly base rate of a Meter Reader, Step F, times the employee's total years service, not to exceed 21 years. Employees hired after July 1, 2003, shall not be eligible for the longevity benefit regardless of continuous service.

119 HOLIDAY PAY: **Payments to employees for working on holidays.** The Fire Union elected to receive additional compensation in the form of base wages in lieu of holiday pay in 1989-90 agreement and subsequent agreements.

Shift employees receive two "floating" holidays, which if unused are compensated for annually.

Police officers accrue holiday leave for 11 specified holidays annually. All officers with accrued unused holiday leave are paid for that leave at the officer's hourly rate of pay annually.

General employees receive 11 holidays per year. The holidays consist of 6 "fixed" or mandatory holidays and 5 "flexible" holidays. Employees designated as shift employees and those employees who it is determined are unable to take their flexible holidays are paid for those holidays in the period in which it occurs.

121 UNIFORM MAINTENANCE: Compensation paid for the purpose of cleaning and maintaining uniforms.

In the Fire Department the City pays $18.50 bi-weekly to shift employees and $25.90 bi-weekly to staff employees for the maintenance of uniforms.

The City does not pay uniform maintenance for general employees.

201 SUPPLIES, SMALL TOOLS AND EQUIPMENT: Supplies, tools and equipment used during normal operations and costing less than $1,000 per item. e.g. heaters, telephones, hand tools, ladders, flashlights, radio chargers, ceiling fans, tables, chairs, calculators, tote barrels, baseballs and bases, light stands, pots, pans, dishes, silverware, glassware, garden hoses, gas cans, rolatapes, flashlights, jumper cables, computer software, computer supplies, Polk Directory, picture frames, photo page protectors, poster board, storage boxes, rubber boots, all gloves, first aid kits, medical supplies for animals at Shelter, traffic cones, fire extinguishers and related supplies, EMS supplies, hazcom materials and clothing not specifically issued to individuals in account 216, food for jail, jail supplies, ammunition, tarps, car wash and engine soaps, deodorants, disinfectants, janitorial supplies, library book cards, library book covers, library book binders and plastic bags.

204 PETROLEUM PRODUCTS: Fuel to include gasoline and diesel.

205 CHEMICALS: Swimming pool chemicals, water purification chemicals, lawn care chemicals, lab reagents.

211 REPAIR AND MAINTENANCE: Repairs and maintenance to City property, buildings and fixed equipment, **excluding** repair and maintenance contracts specifically covered under account 212 (Contractual Maintenance). Expenditures should include repair and maintenance costs for machinery and equipment attached to a building or part of a process, e.g. 100kW generator. Also included are computers, radios, furniture, food booth repairs, fire extinguisher repairs, breathing apparatus repairs, power tools (electric or compressed air), trees, plants and landscaping.

212 CONTRACTUAL MAINTENANCE: Annual contracts to repair and maintain equipment. e.g. heating and air conditioning maintenance, copier and dictaphone repair agreements, security system maintenance agreements, typewriter repair under maintenance agreement, computer hardware and software maintenance agreements.

214 VEHICLES AND EQUIPMENT MAINTENANCE: Parts or service required to maintain City vehicles and equipment. Also included are vehicle registrations, titles, inspections, tires, keys, air, oil and fuel filters, alignments and oil samples for Streets' vehicles. e.g. passenger cars, vans, pickup trucks, water trucks, flush trucks, packers, street sweepers, backhoes, bush-hogs, chainsaws, chalkers, dozers, lawnmowers, scrapers, tractors, trailers, trucksters, vibrators, weed eaters and fire vehicles.

216 UNIFORMS AND CLOTHING: Personal items issued to individual employees for conducting City business. e.g. work and tennis shoes, shirts, pants, raincoats, jackets, caps, steel toe footwear, waders, fire bunker clothing, police protective vests and reflective vests.

221 RENTALS, PUBLICATIONS AND PRINTING: Rentals or leases of property or equipment. Advertising and publication of official notices, ordinances, and legal bulletins, etc.; producing of printed reports, bulletins, forms, etc. Includes xeroxing, printed forms, stationary, microfilm, film, processing and lamination. e.g. rental of linen, towels, mats, fender covers from Flake; copier rental and excess copies under rental agreement; rental of pagers, time clocks, oxygen cylinders, small tools and ladders.

231 PROFESSIONAL AND TECHNICAL SERVICES: Charges for annual audit, architectural and engineering consultant fees, legal fees, medical fees, notary fees, jury duty, analytical costs for WTP and WWTP, stagehand services and other services requiring formal agreement. e.g. janitorial service, pest control service, contract for planting and sowing seed at Landfill, contract for Center for Creative Living services.

241 TELEPHONE AND POSTAGE: Telephone and telegraph costs including teletypewriter and cost of telephone installations and repairs. Postage services, stamps, metered postage, postal cards, stamped envelopes, registered mail, special delivery and parcel post.

248 UTILITIES: Charges for electricity and natural gas used on City property, ball parks, tennis courts, traffic lights, caution lights, school crossing signals and annual street lighting contract with Public Service Company.

251 INSURANCE: Premium payments for vehicle insurance, liability insurance and blanket position bond and broad form money and securities policy. e.g. notary insurance, sports team insurance, accidental death premiums for Police and Fire personnel.

265 TRAVEL, TRAINING, DUES AND MEMBERSHIPS: Expense for attending authorized training/schools/conferences and banquets to include travel, meals, lodging and registration. Also includes training costs for outside instructors, training tapes, EMS training materials, CDL testing, CDL renewal, reimbursement of approved tuition and education expenditures for City employees, pike passes, moving expenses, in-town travel, car allowances, membership fees and dues for organizations, license certification fees, subscriptions to publications for office and operational use, fees and costs associated with online services.

272 ELECTION EXPENSE: Costs associated with administering annual and special elections.

278 CDBG CONTINGENCY FUND: (for CDBG use only).

279 OTHER EXPENSE: All expenditures not otherwise classified, e.g. reimbursements to banks for checks returned uncollected, reimbursement to customers for overpayment on account, funds appropriated for special projects to be designated by City Council, volunteer travel for R.S.V.P., taxes, water usage, sales tax wire.

310 LEASE PURCHASE: Annual cost of lease/purchase payments, e.g. vehicles, computer equipment, telephone systems.

312 VEHICLES AND EQUIPMENT: Expenditures for the acquisition of equipment and vehicles individually costing $1,000 or more with a life of one year or more. Expenditures include the initial cost, transportation and installation charges, graphics, material and labor for constructed items. e.g. boats, passenger cars, vans, pickup trucks, water trucks, flush trucks, packers, street sweepers, fire vehicles, power tools, chain saws, weed eaters, lawn mowers, riding mowers, tractors, brush hogs, chalkers, vibrators, forklifts, trucksters, backhoes, scrapers, dozers, specialized equipment, construction of food booths to include labor, computers, software, printers, typewriters, calculators, dictating machines, cash registers, pagers, televisions, cellular phones, desks, chairs, file cabinets, SCBAs and spare bottles and flammable storage cabinets.

314 LIBRARY BOOKS AND MATERIALS: Expenditures for the acquisition of library books, tapes, records, VCR tapes, microfiche, computer programs for patrons' use.

321 CONSTRUCTION, IMPROVEMENTS AND ADDITIONS: Improvements and additions to buildings, occupied structures and integral equipment. e.g. wall-to-wall carpet, ceiling tile and lights, street light installation.

ACTUAL AND ANTICIPATED PURCHASES
SCHEDULE OF FUTURE COMMITMENTS

	2018	2019	2020
Solid Waste Collection Compactor Side Load Truck (6 ea) Acquire by 2018 Cost $ 1,887,216 Term 2 year lease agreement	943,608	943,608	
Solid Waste Disposal Dozer Straight Blade Acqure by 2018 Cost $ 393,300 Term 2 year lease agreement	196,650	196,650	
Police / Municipal Court Electronic Citation System Acqure by 2018 Cost $ 200,000	200,000		
	1,340,258	1,140,258	