



OKLAHOMA HORSE RACING COMMISSION
AUDIT REPORT OF GAMING OPERATIONS
WILL ROGERS DOWNS AND REMINGTON PARK

Contract Audit

December 2018

Cindy Byrd, CPA
State Auditor & Inspector

**OKLAHOMA HORSE RACING COMMISSION
AUDIT REPORT OF GAMING OPERATIONS
WILL ROGERS DOWNS AND REMINGTON PARK
DECEMBER 2018**

This publication, issued by the Oklahoma State Auditor and Inspector's Office as authorized by 74 O.S. § 212, has not been printed, but is available on the agency's website (www.sai.ok.gov) and in the Oklahoma Department of Libraries Publications Clearinghouse Digital Collection (<http://digitalprairie.ok.gov/cdm/search/collection/audits/>) pursuant to 65 O.S. § 3-114.

January 16, 2019

**TO THE MEMBERS OF THE OKLAHOMA
HORSE RACING COMMISSION**

Transmitted herewith is the Audit Report of Gaming Operations for Will Rogers Downs and Remington Park for the month of December 2018. The report is the result of our monitoring and data accumulation in accordance with the State Auditor and Inspector's contract with the Oklahoma Horse Racing Commission (OHRC) and Title 3A of the Oklahoma Statutes for Gaming.

The goal of the State Auditor and Inspector is to promote accountability and fiscal integrity in state and local government. Maintaining our independence as we provide this service to the taxpayers of Oklahoma is of utmost importance.

We wish to take this opportunity to express our appreciation for the assistance and cooperation extended to our Office during our engagement.

Sincerely,



CINDY BYRD, CPA
OKLAHOMA STATE AUDITOR & INSPECTOR



**OKLAHOMA HORSE RACING COMMISSION
Audit Report of Gaming Operations
Will Rogers Downs and Remington Park
For the Month of December 2018**

TABLE OF CONTENTS

	<u>PAGE</u>
STATE AUDITOR AND INSPECTOR LETTER.....	4
TOTAL GAMING REVENUE.....	5
COMPARISON OF PRIOR MONTH AND PRIOR YEAR.....	6
YEAR TO DATE GAMING TOTALS.....	7
WILL ROGERS DOWNS REVENUE.....	8
REMINGTON PARK REVENUE.....	9
PRIOR TWELVE MONTH GRAPH.....	10

**TO THE MEMBERS OF THE OKLAHOMA
HORSE RACING COMMISSION**

We performed an audit in accordance with the OHRC Gaming Contract and Title 3A of the Oklahoma Statutes for Gaming. The information presented in this report is derived from gaming data obtained from the gaming vendors and licensees located at Will Rogers Downs and Remington Park for the month of December 2018.

Because our procedures do not constitute an audit conducted in accordance with generally accepted auditing standards, we do not express such an opinion on the information. This report relates only to this information and does not extend to any financial statements of the racetracks or racinos.

In planning and performing these procedures, we considered the internal control structure of the gaming departments; however, our procedures were substantially less in scope than the procedures we would have applied if we had been engaged to express an opinion on the internal controls. Accordingly, we do not express an opinion on their internal control structure.

Sincerely,



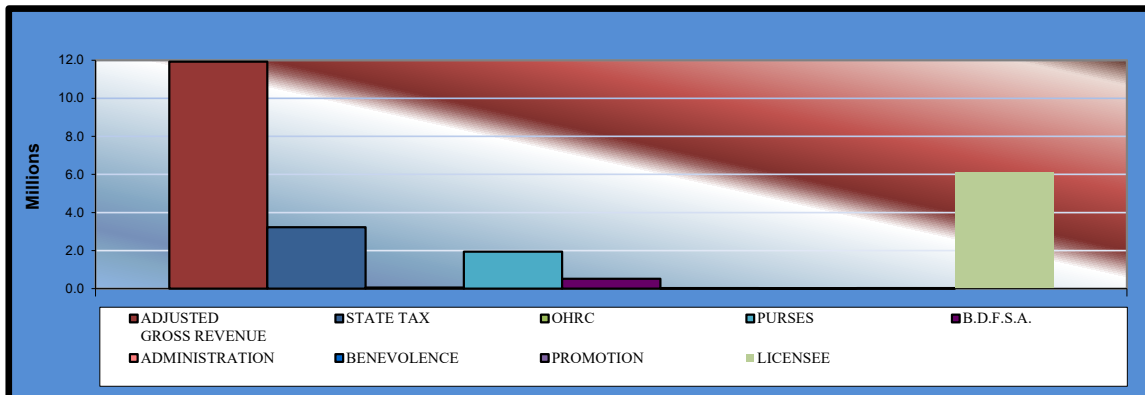
CINDY BYRD, CPA
OKLAHOMA STATE AUDITOR & INSPECTOR

January 16, 2019



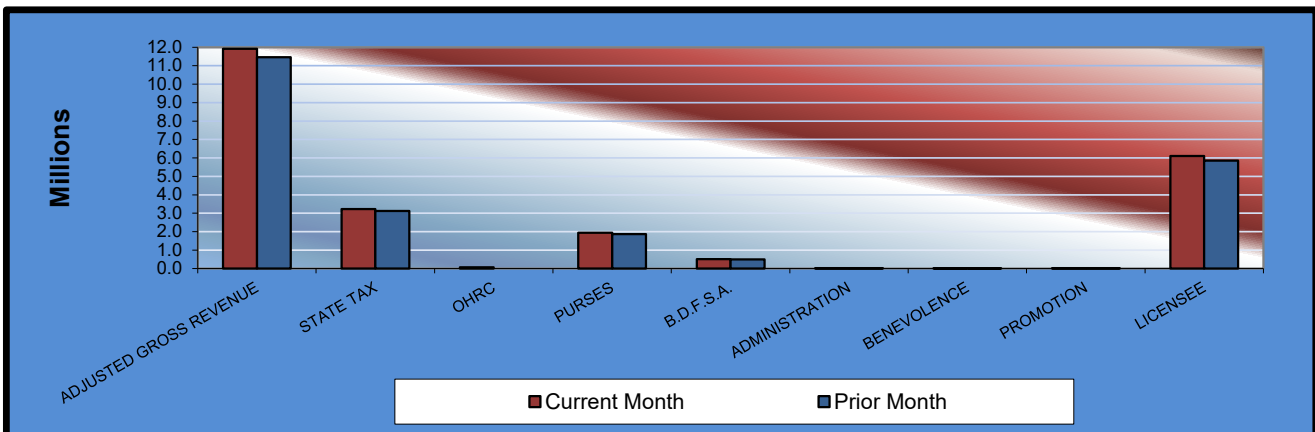
Gaming at Oklahoma Horse Racing Tracks Will Rogers Downs and Remington Park Total Gaming Revenue December 2018

	<u>TOTAL</u>	<u>WILL ROGERS DOWNS</u>	<u>REMINGTON PARK</u>
Gaming Days This Month	62	31	31
Adjusted Gross Revenue	<u>\$11,918,995.79</u>	<u>\$1,731,641.12</u>	<u>\$10,187,354.67</u>
State Tax			
General Revenue Fund	387,524.46	20,779.69	366,744.77
Education Reform	2,841,846.06	152,384.43	2,689,461.63
Oklahoma Horse Racing Commission	59,594.98	8,658.21	50,936.77
Purse Fund			
<u>Purses</u>			
Thoroughbred	1,003,747.00	224,096.01	779,650.99
Quarterhorse	843,471.57	205,163.76	638,307.81
Paint & Appaloosa	100,761.07	22,795.97	77,965.10
<u>Breeding Development Fund</u>			
<u>Special Account</u>			
Thoroughbred	228,246.32	27,046.07	201,200.25
Quarterhorse	265,322.42	20,864.11	244,458.31
Paint & Appaloosa	22,438.25	2,318.22	20,120.03
<u>Administration</u>			
Thoroughbred	12,635.83	2,575.82	10,060.01
Quarterhorse	11,372.24	2,318.23	9,054.01
Paint & Appaloosa	1,263.58	257.58	1,006.00
<u>Benevolence</u>			
Thoroughbred	6,317.92	1,287.91	5,030.01
Quarterhorse	5,686.13	1,159.12	4,527.01
Paint & Appaloosa	631.79	128.79	503.00
<u>Promotions</u>			
Thoroughbred	12,635.83	2,575.82	10,060.01
Quarterhorse	11,372.24	2,318.23	9,054.01
Paint & Appaloosa	1,263.58	257.58	1,006.00
Licensee	\$6,102,864.52	\$1,034,655.57	\$5,068,208.95



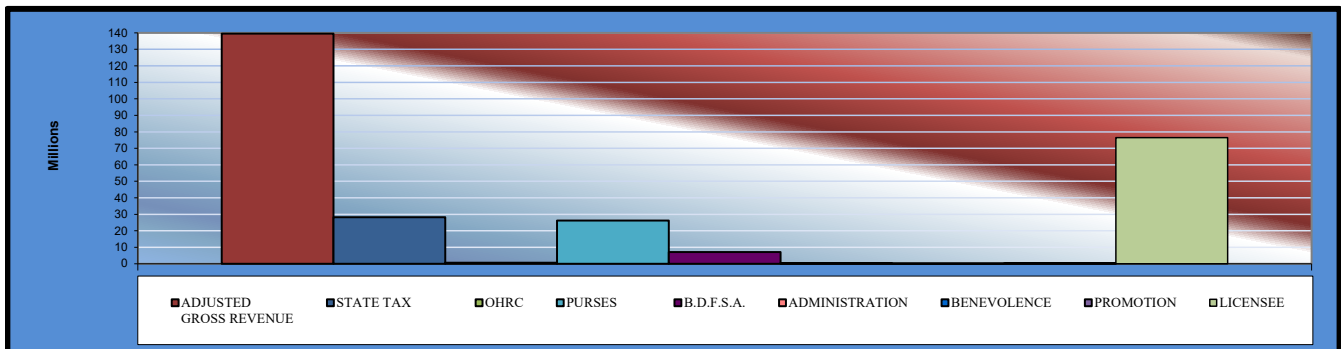
Gaming at Oklahoma Horse Racing Tracks Will Rogers Downs and Remington Park Comparison of Prior Month and Prior Year December 2018

	<u>TOTAL</u>	<u>PRIOR</u> <u>MONTH</u>	<u>%</u> <u>CHANGE</u>	<u>December</u> <u>2017</u>	<u>%</u> <u>CHANGE</u>
Gaming Days	62	60	3.33%	62	0.00%
Adjusted Gross Revenue	\$11,918,995.79	\$11,457,247.03	4.03%	\$11,591,998.96	2.82%
State Tax					
General Revenue Fund	387,524.46	373,916.63	3.64%	376,917.49	2.81%
Education Reform	2,841,846.06	2,742,055.30	3.64%	2,764,061.63	2.81%
Oklahoma Horse Racing Commission					
	59,594.98	57,286.23	4.03%	57,959.99	2.82%
Purse Fund					
<u>Purses</u>					
Thoroughbred	1,003,747.00	961,765.31	4.37%	976,154.76	2.83%
Quarterhorse	843,471.57	807,526.84	4.45%	820,273.43	2.83%
Paint & Appaloosa	100,761.07	96,534.87	4.38%	102,883.54	-2.06%
<u>Breeding Development Fund</u>					
<u>Special Account</u>					
Thoroughbred	228,246.32	219,645.80	3.92%	221,988.66	2.82%
Quarterhorse	265,322.42	255,743.14	3.75%	258,055.64	2.82%
Paint & Appaloosa	22,438.25	21,606.25	3.85%	16,930.80	32.53%
<u>Administration</u>					
Thoroughbred	12,635.83	12,117.04	4.28%	12,288.66	2.83%
Quarterhorse	11,372.24	10,905.34	4.28%	11,059.78	2.83%
Paint & Appaloosa	1,263.58	1,211.70	4.28%	1,228.86	2.83%
<u>Benevolence</u>					
Thoroughbred	6,317.92	6,058.52	4.28%	6,144.33	2.83%
Quarterhorse	5,686.13	5,452.65	4.28%	5,529.90	2.83%
Paint & Appaloosa	631.79	605.85	4.28%	614.43	2.83%
<u>Promotions</u>					
Thoroughbred	12,635.83	12,117.04	4.28%	12,288.66	2.83%
Quarterhorse	11,372.24	10,905.34	4.28%	11,059.78	2.83%
Paint & Appaloosa	1,263.58	1,211.70	4.28%	1,228.86	2.83%
Licensee	\$6,102,864.52	\$5,860,581.48	4.13%	\$5,935,329.76	2.82%



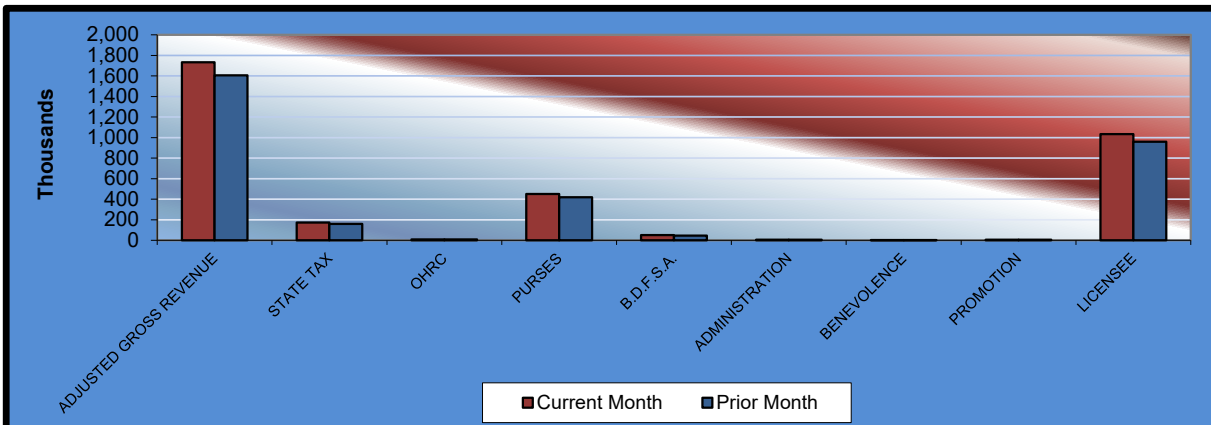
Gaming at Oklahoma Horse Racing Tracks Will Rogers Downs and Remington Park Year to Date Gaming Totals Comparison December 2018

	WILL ROGERS DOWNS	REMINGTON PARK	2018 TOTAL	2017 TOTAL	% CHANGE
Gaming Days This Year	365	365	730	730	0.00%
Adjusted Gross Revenue	<u>\$20,554,157.98</u>	<u>\$119,051,918.74</u>	<u>\$139,606,076.72</u>	<u>\$124,873,978.16</u>	11.80%
State Tax					
General Revenue Fund	246,649.90	3,145,869.07	3,392,518.97	2,896,019.54	17.14%
Education Reform	1,808,765.92	23,069,706.54	24,878,472.46	21,237,476.26	17.14%
Oklahoma Horse Racing Commission	102,770.74	595,259.65	698,030.39	335,069.40	108.32%
Purse Fund					
<u>Purses</u>					
Thoroughbred	2,442,464.83	11,048,692.17	13,491,157.00	12,346,301.66	9.27%
Quarterhorse	2,236,118.79	9,045,671.20	11,281,789.99	10,229,080.21	10.29%
Paint & Appaloosa	248,457.70	1,151,986.04	1,400,443.74	1,279,619.16	9.44%
Breeding Development Fund					
<u>Special Account</u>					
Thoroughbred	294,780.26	2,851,275.38	3,146,055.64	2,874,233.02	9.46%
Quarterhorse	227,401.98	3,464,299.61	3,691,701.59	3,469,401.09	6.41%
Paint & Appaloosa	25,266.90	238,010.71	263,277.61	242,434.26	8.60%
<u>Administration</u>					
Thoroughbred	28,074.33	142,563.78	170,638.11	156,108.07	9.31%
Quarterhorse	25,266.87	128,307.39	153,574.26	140,497.24	9.31%
Paint & Appaloosa	2,807.43	14,256.37	17,063.80	15,610.83	9.31%
<u>Benevolence</u>					
Thoroughbred	14,037.14	71,281.89	85,319.03	78,054.05	9.31%
Quarterhorse	12,633.46	64,153.68	76,787.14	70,248.63	9.31%
Paint & Appaloosa	1,403.71	7,128.18	8,531.89	7,805.40	9.31%
<u>Promotions</u>					
Thoroughbred	28,074.33	142,563.77	170,638.10	156,108.06	9.31%
Quarterhorse	25,266.87	128,307.39	153,574.26	140,497.24	9.31%
Paint & Appaloosa	2,807.43	14,256.37	17,063.80	15,610.81	9.31%
Licensee	\$12,781,109.39	\$63,728,329.55	76,509,438.94	\$69,183,803.23	10.59%



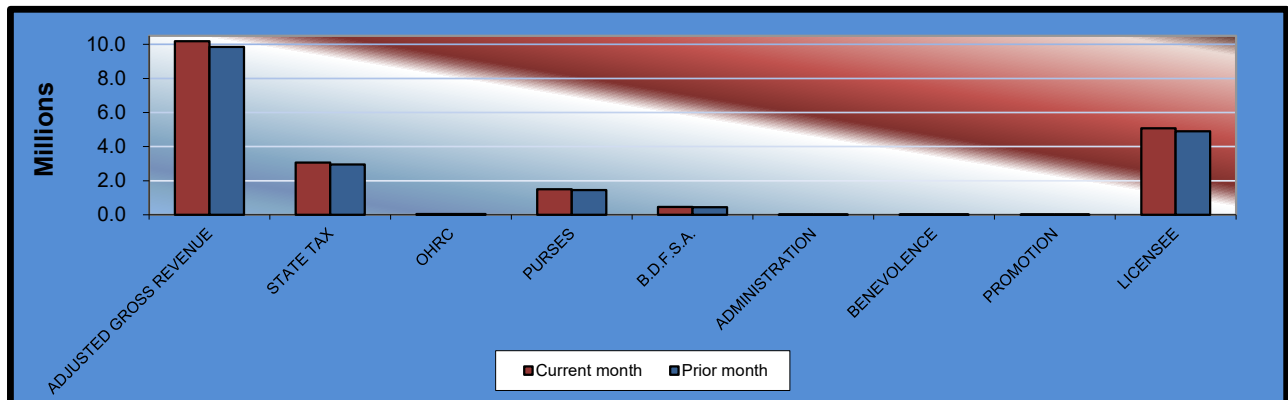
**Gaming at Oklahoma Horse Racing Tracks
Will Rogers Downs and Remington Park
Will Rogers Downs Revenue
December 2018**

<u>Will Rogers Downs</u>	<u>CURRENT MONTH</u>	<u>PRIOR MONTH</u>	<u>% CHANGE</u>	<u>December 2017</u>	<u>% CHANGE</u>
Gaming Days	31	30	3.33%	31	0.00%
Adjusted Gross Revenue	\$1,731,641.12	\$1,606,010.90	7.82%	\$1,683,102.85	2.88%
State Tax					
General Revenue Fund	20,779.69	19,272.13	7.82%	20,197.23	2.88%
Education Reform	152,384.43	141,328.96	7.82%	148,113.06	2.88%
Oklahoma Horse Racing Commission					
	8,658.21	8,030.05	7.82%	8,415.51	2.88%
Purse Fund					
<u>Purses</u>					
Thoroughbred	224,096.01	207,837.89	7.82%	217,814.55	2.88%
Quarterhorse	205,163.76	190,279.17	7.82%	199,412.97	2.88%
Paint & Appaloosa	22,795.97	21,142.12	7.82%	22,157.00	2.88%
<u>Breeding Development Fund</u>					
<u>Special Account</u>					
Thoroughbred	27,046.07	25,083.89	7.82%	26,287.96	2.88%
Quarterhorse	20,864.11	19,350.42	7.82%	20,279.29	2.88%
Paint & Appaloosa	2,318.22	2,150.06	7.82%	2,253.25	2.88%
<u>Administration</u>					
Thoroughbred	2,575.82	2,388.94	7.82%	2,503.62	2.88%
Quarterhorse	2,318.23	2,150.05	7.82%	2,253.25	2.88%
Paint & Appaloosa	257.58	238.89	7.82%	250.36	2.88%
<u>Benevolence</u>					
Thoroughbred	1,287.91	1,194.47	7.82%	1,251.81	2.88%
Quarterhorse	1,159.12	1,075.02	7.82%	1,126.63	2.88%
Paint & Appaloosa	128.79	119.45	7.82%	125.18	2.88%
<u>Promotions</u>					
Thoroughbred	2,575.82	2,388.94	7.82%	2,503.62	2.88%
Quarterhorse	2,318.23	2,150.05	7.82%	2,253.25	2.88%
Paint & Appaloosa	257.58	238.89	7.82%	250.36	2.88%
Licensee	\$1,034,655.57	\$959,591.51	7.82%	\$1,005,653.95	2.88%

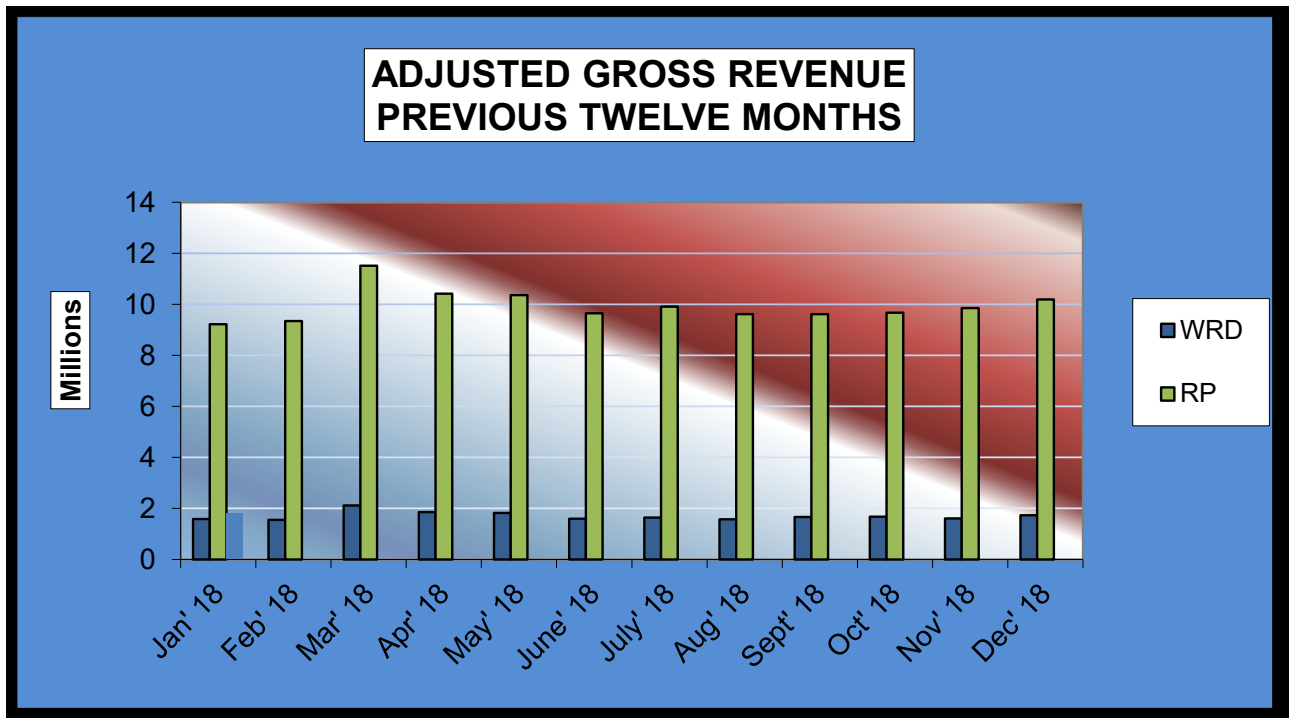


**Gaming at Oklahoma Horse Racing Tracks
Will Rogers Downs and Remington Park
Remington Park Revenue
December 2018**

<u>Remington Park</u>	<u>CURRENT MONTH</u>	<u>PRIOR MONTH</u>	<u>% CHANGE</u>	<u>December 2017</u>	<u>% CHANGE</u>
Gaming Days	31	30	3.33%	31	0.00%
Adjusted Gross Revenue	\$10,187,354.67	\$9,851,236.13	3.41%	\$9,908,896.11	2.81%
State Tax					
General Revenue Fund	366,744.77	354,644.50	3.41%	356,720.26	2.81%
Education Reform	2,689,461.63	2,600,726.34	3.41%	2,615,948.57	2.81%
Oklahoma Horse Racing Commission	50,936.77	49,256.18	3.41%	49,544.48	2.81%
Purse Fund					
<u>Purses</u>					
Thoroughbred	779,650.99	753,927.42	3.41%	758,340.21	2.81%
Quarterhorse	638,307.81	617,247.67	3.41%	620,860.46	2.81%
Paint & Appaloosa	77,965.10	75,392.75	3.41%	80,726.54	-3.42%
Breeding Development Fund					
<u>Special Account</u>					
Thoroughbred	201,200.25	194,561.91	3.41%	195,700.70	2.81%
Quarterhorse	244,458.31	236,392.72	3.41%	237,776.35	2.81%
Paint & Appaloosa	20,120.03	19,456.19	3.41%	14,677.55	37.08%
<u>Administration</u>					
Thoroughbred	10,060.01	9,728.10	3.41%	9,785.04	2.81%
Quarterhorse	9,054.01	8,755.29	3.41%	8,806.53	2.81%
Paint & Appaloosa	1,006.00	972.81	3.41%	978.50	2.81%
<u>Benevolence</u>					
Thoroughbred	5,030.01	4,864.05	3.41%	4,892.52	2.81%
Quarterhorse	4,527.01	4,377.63	3.41%	4,403.27	2.81%
Paint & Appaloosa	503.00	486.40	3.41%	489.25	2.81%
<u>Promotions</u>					
Thoroughbred	10,060.01	9,728.10	3.41%	9,785.04	2.81%
Quarterhorse	9,054.01	8,755.29	3.41%	8,806.53	2.81%
Paint & Appaloosa	1,006.00	972.81	3.41%	978.50	2.81%
Licensee	\$5,068,208.95	\$4,900,989.97	3.41%	\$4,929,675.81	2.81%



**Gaming at Oklahoma Horse Racing Tracks
Will Rogers Downs and Remington Park
Prior Twelve Month Graph
December 2018**





OFFICE OF THE STATE AUDITOR & INSPECTOR
2300 N. LINCOLN BOULEVARD, ROOM 123
OKLAHOMA CITY, OK 73105-4896

WWW.SAI.OK.GOV