

GAMING AUDIT

# WILL ROGERS DOWNS AND REMINGTON PARK

December 2010



*Independently serving the citizens of  
Oklahoma by promoting the  
accountability and fiscal integrity of  
governmental funds.*



Oklahoma State  
Auditor & Inspector  
Gary A. Jones, CPA, CFE

**OKLAHOMA HORSE RACING COMMISSION  
STATISTICAL REPORT OF GAMING OPERATIONS  
WILL ROGERS DOWNS AND REMINGTON PARK  
DECEMBER 2010**

---

*This publication, issued by the Oklahoma State Auditor and Inspector's Office as authorized by 74 O.S. § 212, has not been printed, but is available on the agency's website ([www.sai.ok.gov](http://www.sai.ok.gov)) and in the Oklahoma Department of Libraries Publications Clearinghouse Digital Collection, pursuant to 74 O.S. § 3105.B.*



# Oklahoma State Auditor & Inspector

2300 N. Lincoln Blvd. • State Capitol, Room 100 • Oklahoma City, OK 73105 • Phone: 405.521.3495 • Fax: 405.521.3426

January 20, 2011

**TO THE MEMBERS OF THE OKLAHOMA  
HORSE RACING COMMISSION**

This is the Statistical Report of Gaming Operations for Will Rogers Downs and Remington Park for the month of December 2010. The report is the result of our monitoring and data accumulation.

Thank you for the assistance and cooperation extended to our office during the course of our audit. We are committed to providing independent audit reports that serve as a management tool and provide accountability to the people of the State of Oklahoma.

Sincerely,

A handwritten signature in blue ink that reads "Gary A. Jones".

**GARY A. JONES, CPA, CFE  
OKLAHOMA STATE AUDITOR & INSPECTOR**

**OKLAHOMA HORSE RACING COMMISSION  
STATISTICAL REPORT OF GAMING OPERATIONS  
WILL ROGERS DOWNS AND REMINGTON PARK  
FOR THE MONTH OF DECEMBER 2010**

---

**TABLE OF CONTENTS**

	<u>PAGE</u>
STATE AUDITOR AND INSPECTOR LETTER .....	4
STATISTICAL REPORT OF GAMING OPERATIONS .....	5



# Oklahoma State Auditor & Inspector

2300 N. Lincoln Blvd. • State Capitol, Room 100 • Oklahoma City, OK 73105 • Phone: 405.521.3495 • Fax: 405.521.3426

## **TO THE MEMBERS OF THE OKLAHOMA HORSE RACING COMMISSION**

We compiled the information presented in this report from the statistical data obtained from the gaming vendors and licensees located at Will Rogers Downs and Remington Park for the month of December 2010.

We were not engaged to perform an audit in accordance with generally accepted auditing standards, the objective of which would be the expression of an opinion on specified elements or accounts. Accordingly, we do not express such an opinion. This report relates only to the procedures specified above and does not extend to any financial statements of the racetracks or racinos taken as a whole.

In planning and performing these procedures, we considered the internal control structure of the gaming departments; however, our procedures were substantially less in scope than the procedures we would have applied if we had been engaged to express an opinion on the internal controls. Accordingly, we do not express an opinion on their internal control structure.

Sincerely,

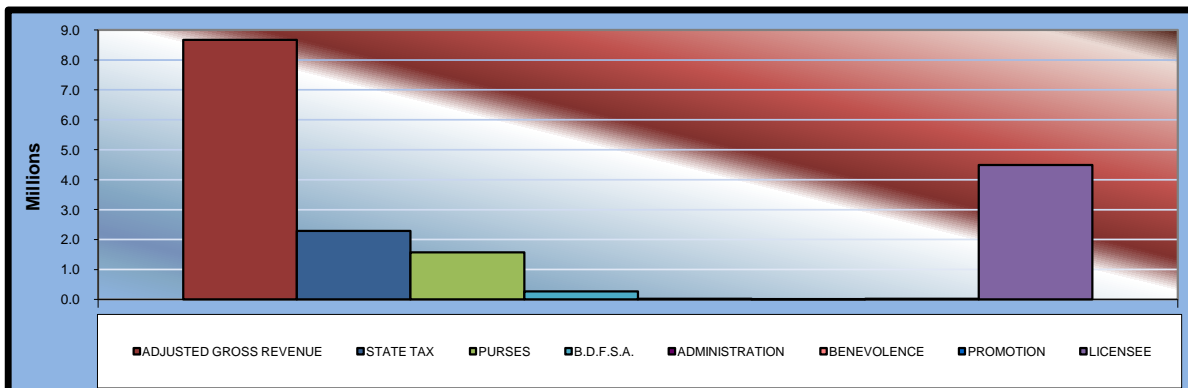
A handwritten signature in blue ink that reads "Gary A. Jones".

**GARY A. JONES, CPA, CPE**  
**OKLAHOMA STATE AUDITOR & INSPECTOR**

January 20, 2011

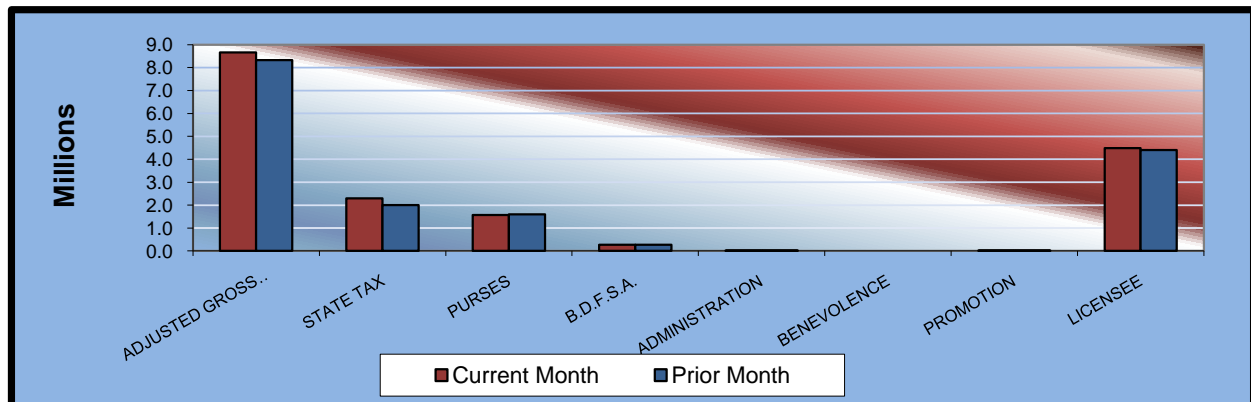
**OKLAHOMA STATE AUDITOR & INSPECTOR  
GAMING AT OKLAHOMA HORSE RACING TRACKS  
DECEMBER 2010**

	<u>TOTAL</u>	<u>WILL ROGERS DOWNS</u>	<u>REMINGTON PARK</u>
Gaming Days This Month	62	31	31
Opening Date		12/09/05	11/21/05
Adjusted Gross Revenue	<u>\$8,666,365.76</u>	<u>\$1,553,633.56</u>	<u>\$7,112,732.20</u>
<b>State Tax</b>			
Higher Education Trust Fund	274,701.96	18,643.60	256,058.36
Education Reform	2,014,481.06	136,719.76	1,877,761.30
<b>Purse Fund</b>			
<u>Purses</u>			
Thoroughbred	810,887.77	202,749.17	608,138.60
Quarterhorse	681,733.43	185,620.36	496,113.07
Paint & Appaloosa	83,572.15	20,624.47	62,947.68
Breeding Development Fund			
<u>Special Account</u>			
Thoroughbred	109,822.52	24,469.73	85,352.79
Quarterhorse	146,905.83	18,876.65	128,029.18
Paint & Appaloosa	8,498.87	2,097.41	6,401.46
<u>Administration</u>			
Thoroughbred	9,443.18	2,330.45	7,112.73
Quarterhorse	8,498.87	2,097.41	6,401.46
Paint & Appaloosa	944.32	233.05	711.27
<u>Benevolence</u>			
Thoroughbred	4,721.60	1,165.23	3,556.37
Quarterhorse	4,249.43	1,048.70	3,200.73
Paint & Appaloosa	472.16	116.52	355.64
<u>Promotions</u>			
Thoroughbred	9,443.18	2,330.45	7,112.73
Quarterhorse	8,498.87	2,097.41	6,401.46
Paint & Appaloosa	944.32	233.05	711.27
<b>Licensee</b>	<u>\$4,488,546.24</u>	<u>\$932,180.14</u>	<u>\$3,556,366.10</u>



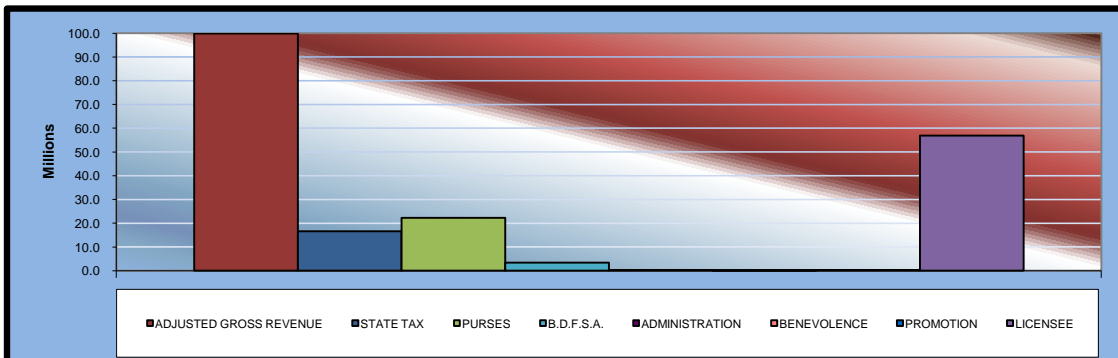
**OKLAHOMA STATE AUDITOR & INSPECTOR  
GAMING AT OKLAHOMA HORSE RACING TRACKS  
DECEMBER 2010**

	<u>TOTAL</u>	<u>PRIOR MONTH</u>	<u>% CHANGE</u>	<u>PRIOR YEAR</u>	<u>% CHANGE</u>
Gaming Days	62	60	3.33%	62	0.00%
Opening Date					
Adjusted Gross Revenue	\$8,666,365.76	\$8,320,511.96	4.16%	\$6,933,610.98	24.99%
<b>State Tax</b>					
Higher Education Trust Fund	274,701.96	240,642.80	14.15%	181,275.02	51.54%
Education Reform	2,014,481.06	1,764,713.84	14.15%	1,329,350.14	51.54%
<b>Purse Fund</b>					
<u>Purses</u>					
Thoroughbred	810,887.77	819,845.59	-1.09%	698,505.42	16.09%
Quarterhorse	681,733.43	689,262.61	-1.09%	632,556.27	7.77%
Paint & Appaloosa	83,572.15	84,495.41	-1.09%	93,677.52	-10.79%
<u>Breeding Development Fund</u>					
<u>Special Account</u>					
Thoroughbred	109,822.52	111,036.08	-1.09%	94,606.25	16.08%
Quarterhorse	146,905.83	148,530.90	-1.09%	100,792.97	45.75%
Paint & Appaloosa	8,498.87	8,592.75	-1.09%	9,526.53	-10.79%
<u>Administration</u>					
Thoroughbred	9,443.18	9,547.51	-1.09%	8,134.48	16.09%
Quarterhorse	8,498.87	8,592.75	-1.09%	7,521.53	12.99%
Paint & Appaloosa	944.32	954.75	-1.09%	1,058.51	-10.79%
<u>Benevolence</u>					
Thoroughbred	4,721.60	4,773.75	-1.09%	4,067.24	16.09%
Quarterhorse	4,249.43	4,296.38	-1.09%	3,760.77	12.99%
Paint & Appaloosa	472.16	477.38	-1.09%	529.25	-10.79%
<u>Promotions</u>					
Thoroughbred	9,443.18	9,547.51	-1.09%	8,134.48	16.09%
Quarterhorse	8,498.87	8,592.75	-1.09%	7,521.53	12.99%
Paint & Appaloosa	944.32	954.75	-1.09%	1,058.51	-10.79%
<b>Licensee</b>	\$4,488,546.24	\$4,405,654.45	1.88%	\$3,751,534.56	19.65%



**OKLAHOMA STATE AUDITOR & INSPECTOR  
GAMING AT OKLAHOMA HORSE RACING TRACKS  
CALENDAR 2010**

	<u>TOTAL</u>	<u>WILL ROGERS DOWNS</u>	<u>REMINGTON PARK</u>
Gaming Days This Year	730	365	365
Opening Date		12/09/05	11/21/05
Adjusted Gross Revenue	<u>\$99,880,956.39</u>	<u>\$19,551,696.39</u>	<u>\$80,329,260.00</u>
<b>State Tax</b>			
Higher Education Trust Fund	1,986,473.72	234,620.36	1,751,853.36
Education Reform	14,567,473.91	1,720,549.27	12,846,924.64
<b>Purse Fund</b>			
<u>Purses</u>			
Thoroughbred	11,339,648.11	2,333,996.38	9,005,651.73
Quarterhorse	9,822,112.03	2,136,813.87	7,685,298.16
Paint & Appaloosa	1,169,587.67	237,423.72	932,163.95
Breeding Development Fund			
<u>Special Account</u>			
Thoroughbred	1,545,640.33	281,689.21	1,263,951.12
Quarterhorse	1,774,647.54	217,303.12	1,557,344.42
Paint & Appaloosa	118,941.16	24,144.83	94,796.33
<u>Administration</u>			
Thoroughbred	132,156.80	26,827.54	105,329.26
Quarterhorse	118,941.15	24,144.82	94,796.33
Paint & Appaloosa	13,215.71	2,682.78	10,532.93
<u>Benevolence</u>			
Thoroughbred	66,078.42	13,413.79	52,664.63
Quarterhorse	59,470.55	12,072.38	47,398.17
Paint & Appaloosa	6,607.80	1,341.34	5,266.46
<u>Promotions</u>			
Thoroughbred	132,156.80	26,827.54	105,329.26
Quarterhorse	118,941.15	24,144.82	94,796.33
Paint & Appaloosa	13,215.71	2,682.78	10,532.93
<b>Licensee</b>	<b>\$56,895,647.83</b>	<b>\$12,231,017.84</b>	<b>\$44,664,629.99</b>

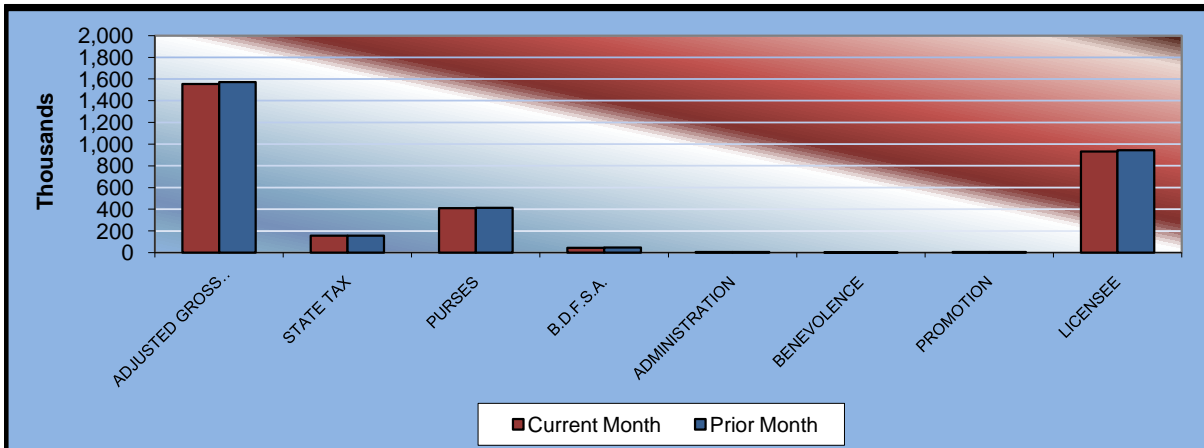


Note: The Remington Park Adjusted Gross Revenue reflects a \$69,345.36 increase due to the ownership change and an increase of 50 machines on January 1, 2010, that normally would have been accounted for on the December 31, 2009 gaming day. Accompanying purse accounts have also been increased to reflect this change.



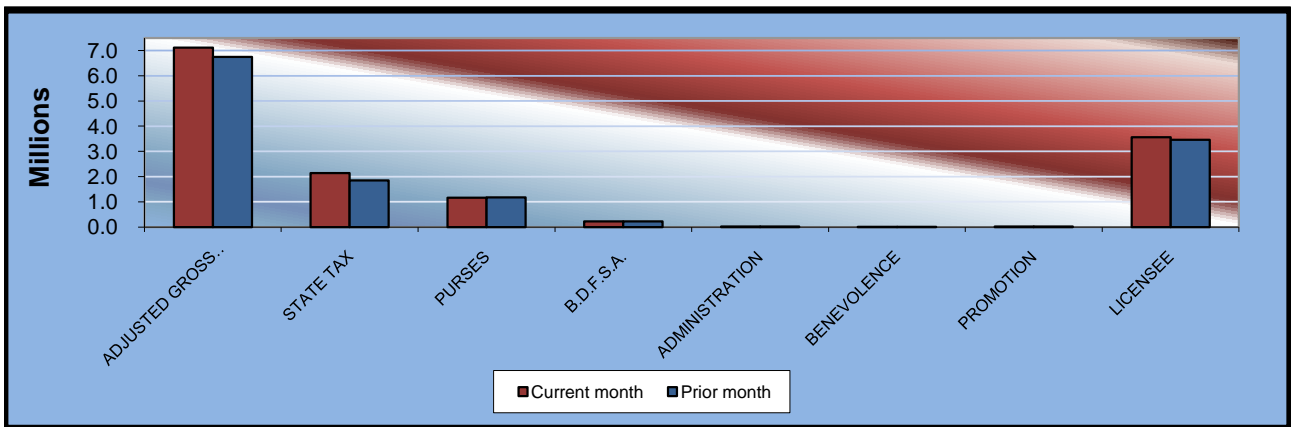
**OKLAHOMA STATE AUDITOR & INSPECTOR  
GAMING AT OKLAHOMA HORSE RACING TRACKS  
DECEMBER 2010**

<u>Will Rogers Downs</u>	<u>CURRENT MONTH</u>	<u>PRIOR MONTH</u>	<u>% CHANGE</u>	<u>DECEMBER 2009</u>	<u>% CHANGE</u>
Gaming Days	31	30	3.33%	31	0.00%
Opening Date	12/09/05				
Adjusted Gross Revenue	\$1,553,633.56	\$1,570,651.59	-1.08%	\$1,485,183.88	4.61%
<b>State Tax</b>					
Higher Education Trust Fund	18,643.60	18,847.82	-1.08%	17,822.21	4.61%
Education Reform	136,719.76	138,217.34	-1.08%	130,696.18	4.61%
<b>Purse Fund</b>					
<u>Purses</u>					
Thoroughbred	202,749.17	204,970.03	-1.08%	174,434.84	16.23%
Quarterhorse	185,620.36	187,653.60	-1.08%	177,442.34	4.61%
Paint & Appaloosa	20,624.47	20,850.39	-1.08%	39,431.62	-47.70%
Breeding Development Fund					
<u>Special Account</u>					
Thoroughbred	24,469.73	24,737.76	-1.08%	21,052.48	16.23%
Quarterhorse	18,876.65	19,083.42	-1.08%	18,044.98	4.61%
Paint & Appaloosa	2,097.41	2,120.38	-1.08%	4,010.00	-47.70%
<u>Administration</u>					
Thoroughbred	2,330.45	2,355.98	-1.08%	2,005.00	16.23%
Quarterhorse	2,097.41	2,120.38	-1.08%	2,005.00	4.61%
Paint & Appaloosa	233.05	235.60	-1.08%	445.56	-47.70%
<u>Benevolence</u>					
Thoroughbred	1,165.23	1,177.99	-1.08%	1,002.50	16.23%
Quarterhorse	1,048.70	1,060.19	-1.08%	1,002.50	4.61%
Paint & Appaloosa	116.52	117.80	-1.09%	222.78	-47.70%
<u>Promotions</u>					
Thoroughbred	2,330.45	2,355.98	-1.08%	2,005.00	16.23%
Quarterhorse	2,097.41	2,120.38	-1.08%	2,005.00	4.61%
Paint & Appaloosa	233.05	235.60	-1.08%	445.56	-47.70%
<b>Licensee</b>	\$932,180.14	\$942,390.95	-1.08%	\$891,110.33	4.61%



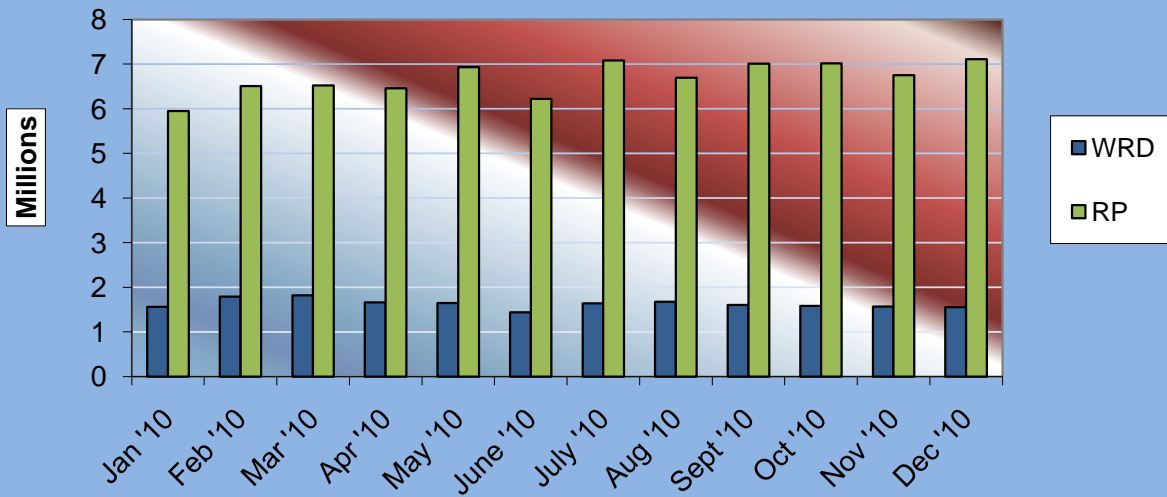
## OKLAHOMA STATE AUDITOR & INSPECTOR GAMING AT OKLAHOMA HORSE RACING TRACKS DECEMBER 2010

<u>Remington Park</u>	<u>CURRENT MONTH</u>	<u>PRIOR MONTH</u>	<u>% CHANGE</u>	<u>DECEMBER 2009</u>	<u>% CHANGE</u>
Gaming Days	31	30	3.33%	31	0.00%
Opening Date	11/21/05				
Adjusted Gross Revenue	\$7,112,732.20	\$6,749,860.37	5.38%	\$5,448,427.10	30.55%
<b>State Tax</b>					
Higher Education Trust Fund	256,058.36	221,794.98	15.45%	163,452.81	56.66%
Education Reform	1,877,761.30	1,626,496.50	15.45%	1,198,653.96	56.66%
<b>Purse Fund</b>					
<u>Purses</u>					
Thoroughbred	608,138.60	614,875.56	-1.10%	524,070.58	16.04%
Quarterhorse	496,113.07	501,609.01	-1.10%	455,113.93	9.01%
Paint & Appaloosa	62,947.68	63,645.02	-1.10%	54,245.90	16.04%
Breeding Development Fund					
<u>Special Account</u>					
Thoroughbred	85,352.79	86,298.32	-1.10%	73,553.77	16.04%
Quarterhorse	128,029.18	129,447.48	-1.10%	82,747.99	54.72%
Paint & Appaloosa	6,401.46	6,472.37	-1.10%	5,516.53	16.04%
<u>Administration</u>					
Thoroughbred	7,112.73	7,191.53	-1.10%	6,129.48	16.04%
Quarterhorse	6,401.46	6,472.37	-1.10%	5,516.53	16.04%
Paint & Appaloosa	711.27	719.15	-1.10%	612.95	16.04%
<u>Benevolence</u>					
Thoroughbred	3,556.37	3,595.76	-1.10%	3,064.74	16.04%
Quarterhorse	3,200.73	3,236.19	-1.10%	2,758.27	16.04%
Paint & Appaloosa	355.64	359.58	-1.10%	306.47	16.04%
<u>Promotions</u>					
Thoroughbred	7,112.73	7,191.53	-1.10%	6,129.48	16.04%
Quarterhorse	6,401.46	6,472.37	-1.10%	5,516.53	16.04%
Paint & Appaloosa	711.27	719.15	-1.10%	612.95	16.04%
<b>Licensee</b>	\$3,556,366.10	\$3,463,263.50	2.69%	\$2,860,424.23	24.33%



**OKLAHOMA STATE AUDITOR & INSPECTOR  
GAMING AT OKLAHOMA HORSE RACING TRACKS  
DECEMBER 2010**

**ADJUSTED GROSS REVENUE  
PREVIOUS TWELVE MONTHS**





OFFICE OF THE STATE AUDITOR AND INSPECTOR

2300 N. LINCOLN BOULEVARD, ROOM 100

OKLAHOMA CITY, OK 73105-4896

[WWW.SAI.OK.GOV](http://WWW.SAI.OK.GOV)