

STATISTICAL AUDIT

**OKLAHOMA HORSE RACING COMMISSION
STATISTICAL REPORT OF GAMING
OPERATIONS - WILL ROGERS DOWNS AND
REMINGTON PARK**

December 2011



*Independently serving the citizens of
Oklahoma by promoting the
accountability and fiscal integrity of
governmental funds.*



Oklahoma State
Auditor & Inspector
Gary A. Jones, CPA, CFE

**OKLAHOMA HORSE RACING COMMISSION
STATISTICAL REPORT OF GAMING OPERATIONS
WILL ROGERS DOWNS AND REMINGTON PARK
DECEMBER 2011**

This publication, issued by the Oklahoma State Auditor and Inspector's Office as authorized by 74 O.S. § 212, has not been printed, but is available on the agency's website (www.sai.ok.gov) and in the Oklahoma Department of Libraries Publications Clearinghouse Digital Collection, pursuant to 74 O.S. § 3105.B.



Oklahoma State Auditor & Inspector

2300 N. Lincoln Blvd. • State Capitol, Room 100 • Oklahoma City, OK 73105 • Phone: 405.521.3495 • Fax: 405.521.3426

January 9, 2012

**TO THE MEMBERS OF THE OKLAHOMA
HORSE RACING COMMISSION**

Transmitted herewith is the Statistical Report of Gaming Operations for Will Rogers Downs and Remington Park for the month of December 2011. The report is the result of our monitoring and data accumulation in accordance with the State Auditor and Inspector's contract with the Oklahoma Horse Racing Commission.

The goal of the State Auditor and Inspector is to promote accountability and fiscal integrity in state and local government. Maintaining our independence as we provide this service to the taxpayers of Oklahoma is of utmost importance.

We wish to take this opportunity to express our appreciation for the assistance and cooperation extended to our Office during our engagement.

Sincerely,

A handwritten signature in blue ink that reads "Gary A. Jones".

GARY A. JONES, CPA, CFE
OKLAHOMA STATE AUDITOR & INSPECTOR

**OKLAHOMA HORSE RACING COMMISSION
STATISTICAL REPORT OF GAMING OPERATIONS
WILL ROGERS DOWNS AND REMINGTON PARK
FOR THE MONTH OF DECEMBER 2011**

TABLE OF CONTENTS

	<u>PAGE</u>
STATE AUDITOR AND INSPECTOR LETTER	4
STATISTICAL REPORT OF GAMING OPERATIONS	5



Oklahoma State Auditor & Inspector

2300 N. Lincoln Blvd. • State Capitol, Room 100 • Oklahoma City, OK 73105 • Phone: 405.521.3495 • Fax: 405.521.3426

TO THE MEMBERS OF THE OKLAHOMA HORSE RACING COMMISSION

We compiled the information presented in this report from the statistical data obtained from the gaming vendors and licensees located at Will Rogers Downs and Remington Park for the month of December 2011.

We were not engaged to perform an audit in accordance with generally accepted auditing standards, the objective of which would be the expression of an opinion on specified elements or accounts. Accordingly, we do not express such an opinion. This report relates only to the procedures specified above and does not extend to any financial statements of the racetracks or racinos taken as a whole.

In planning and performing these procedures, we considered the internal control structure of the gaming departments; however, our procedures were substantially less in scope than the procedures we would have applied if we had been engaged to express an opinion on the internal controls. Accordingly, we do not express an opinion on their internal control structure.

Sincerely,

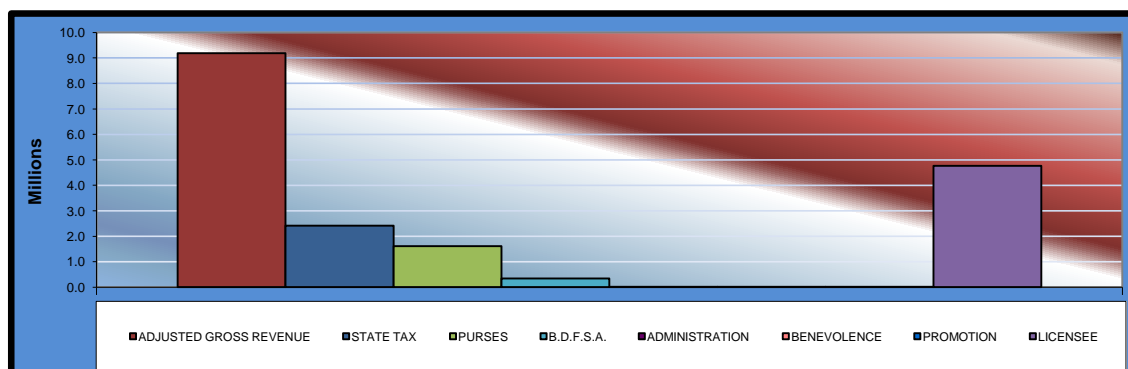
A handwritten signature in blue ink that reads "Gary A. Jones".

**GARY A. JONES, CPA, CFE
OKLAHOMA STATE AUDITOR & INSPECTOR**

January 9, 2012

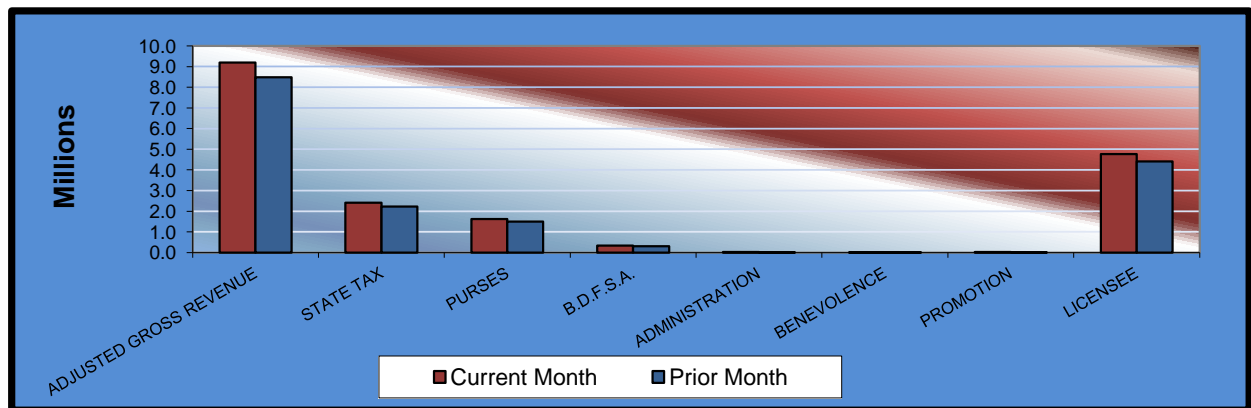
**OKLAHOMA STATE AUDITOR & INSPECTOR
GAMING AT OKLAHOMA HORSE RACING TRACKS
DECEMBER 2011**

	<u>TOTAL</u>	<u>WILL ROGERS DOWNS</u>	<u>REMINGTON PARK</u>
Gaming Days This Month	62	31	31
Opening Date		12/09/05	11/21/05
Adjusted Gross Revenue	<u>\$9,191,397.12</u>	<u>\$1,693,444.55</u>	<u>\$7,497,952.57</u>
State Tax			
Higher Education Trust Fund	290,247.62	20,321.33	269,926.29
Education Reform	2,128,482.60	149,023.12	1,979,459.48
Purse Fund			
<u>Purses</u>			
Thoroughbred	817,081.73	220,994.51	596,087.22
Quarterhorse	711,810.16	202,324.29	509,485.87
Paint & Appaloosa	88,837.34	22,480.47	66,356.87
Breeding Development Fund			
<u>Special Account</u>			
Thoroughbred	161,634.90	26,671.75	134,963.15
Quarterhorse	169,034.81	20,575.35	148,459.46
Paint & Appaloosa	9,034.31	2,286.15	6,748.16
<u>Administration</u>			
Thoroughbred	10,038.12	2,540.17	7,497.95
Quarterhorse	9,034.31	2,286.15	6,748.16
Paint & Appaloosa	1,003.82	254.02	749.80
<u>Benevolence</u>			
Thoroughbred	5,019.06	1,270.08	3,748.98
Quarterhorse	4,517.16	1,143.08	3,374.08
Paint & Appaloosa	501.91	127.01	374.90
<u>Promotions</u>			
Thoroughbred	10,038.12	2,540.17	7,497.95
Quarterhorse	9,034.31	2,286.15	6,748.16
Paint & Appaloosa	1,003.82	254.02	749.80
Licensee	<u>\$4,765,043.02</u>	<u>\$1,016,066.73</u>	<u>\$3,748,976.29</u>



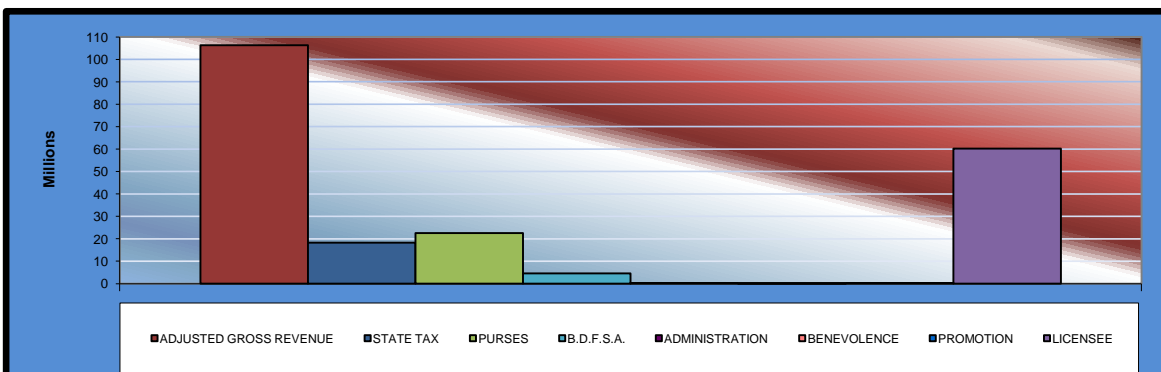
**OKLAHOMA STATE AUDITOR & INSPECTOR
GAMING AT OKLAHOMA HORSE RACING TRACKS
DECEMBER 2011**

	<u>TOTAL</u>	<u>PRIOR MONTH</u>	<u>% CHANGE</u>	<u>PRIOR YEAR</u>	<u>% CHANGE</u>
Gaming Days	62	60	3.33%	62	0.00%
Opening Date					
Adjusted Gross Revenue	\$9,191,397.12	\$8,479,810.77	8.39%	\$8,666,365.76	6.06%
State Tax					
Higher Education Trust Fund	290,247.62	266,250.88	9.01%	274,701.96	5.66%
Education Reform	2,128,482.60	1,952,506.41	9.01%	2,014,481.06	5.66%
Purse Fund					
<u>Purses</u>					
Thoroughbred	817,081.73	757,067.37	7.93%	810,887.77	0.76%
Quarterhorse	711,810.16	659,979.16	7.85%	681,733.43	4.41%
Paint & Appaloosa	88,837.34	82,241.07	8.02%	83,572.15	6.30%
Breeding Development Fund					
<u>Special Account</u>					
Thoroughbred	161,634.90	148,978.25	8.50%	109,822.52	47.18%
Quarterhorse	169,034.81	155,461.90	8.73%	146,905.83	15.06%
Paint & Appaloosa	9,034.31	8,363.50	8.02%	8,498.87	6.30%
<u>Administration</u>					
Thoroughbred	10,038.12	9,292.77	8.02%	9,443.18	6.30%
Quarterhorse	9,034.31	8,363.50	8.02%	8,498.87	6.30%
Paint & Appaloosa	1,003.82	929.28	8.02%	944.32	6.30%
<u>Benevolence</u>					
Thoroughbred	5,019.06	4,646.39	8.02%	4,721.60	6.30%
Quarterhorse	4,517.16	4,181.75	8.02%	4,249.43	6.30%
Paint & Appaloosa	501.91	464.63	8.02%	472.16	6.30%
<u>Promotions</u>					
Thoroughbred	10,038.12	9,292.77	8.02%	9,443.18	6.30%
Quarterhorse	9,034.31	8,363.50	8.02%	8,498.87	6.30%
Paint & Appaloosa	1,003.82	929.28	8.02%	944.32	6.30%
Licensee	\$4,765,043.02	\$4,402,498.36	8.23%	\$4,488,546.24	6.16%



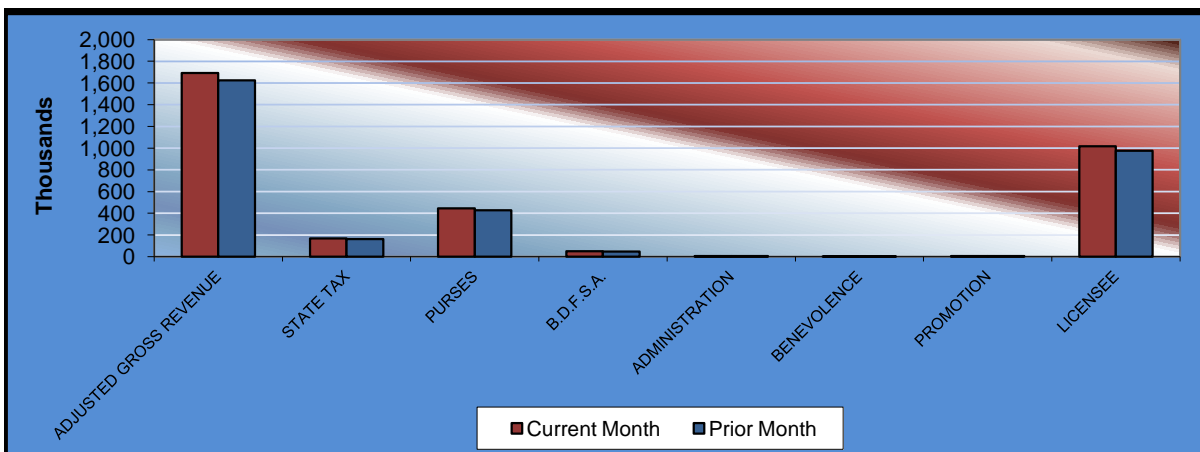
**OKLAHOMA STATE AUDITOR & INSPECTOR
GAMING AT OKLAHOMA HORSE RACING TRACKS
DECEMBER 2011**

	<u>TOTAL</u>	<u>WILL ROGERS DOWNS</u>	<u>REMINGTON PARK</u>
Gaming Days This Year	729	364	365
Opening Date		12/09/05	11/21/05
Adjusted Gross Revenue	<u>\$106,229,517.75</u>	<u>\$20,353,323.11</u>	<u>\$85,876,194.64</u>
State Tax			
Higher Education Trust Fund	2,195,782.91	244,239.89	1,951,543.02
Education Reform	16,102,407.82	1,791,092.44	14,311,315.38
Purse Fund			
<u>Purses</u>			
Thoroughbred	11,444,944.23	2,438,608.65	9,006,335.58
Quarterhorse	9,911,903.24	2,232,588.27	7,679,314.97
Paint & Appaloosa	1,229,319.69	248,065.37	981,254.32
Breeding Development Fund			
<u>Special Account</u>			
Thoroughbred	2,098,408.21	294,314.85	1,804,093.36
Quarterhorse	2,277,113.96	227,042.88	2,050,071.08
Paint & Appaloosa	125,015.58	25,226.99	99,788.59
<u>Administration</u>			
Thoroughbred	138,906.16	28,029.98	110,876.18
Quarterhorse	125,015.58	25,226.99	99,788.59
Paint & Appaloosa	13,890.62	2,803.00	11,087.62
<u>Benevolence</u>			
Thoroughbred	69,453.10	14,014.98	55,438.12
Quarterhorse	62,507.79	12,613.50	49,894.29
Paint & Appaloosa	6,945.30	1,401.49	5,543.81
<u>Promotions</u>			
Thoroughbred	138,906.16	28,029.98	110,876.18
Quarterhorse	125,015.58	25,226.99	99,788.59
Paint & Appaloosa	13,890.62	2,803.00	11,087.62
Licensee	\$60,150,091.20	\$12,711,993.86	\$47,438,097.34



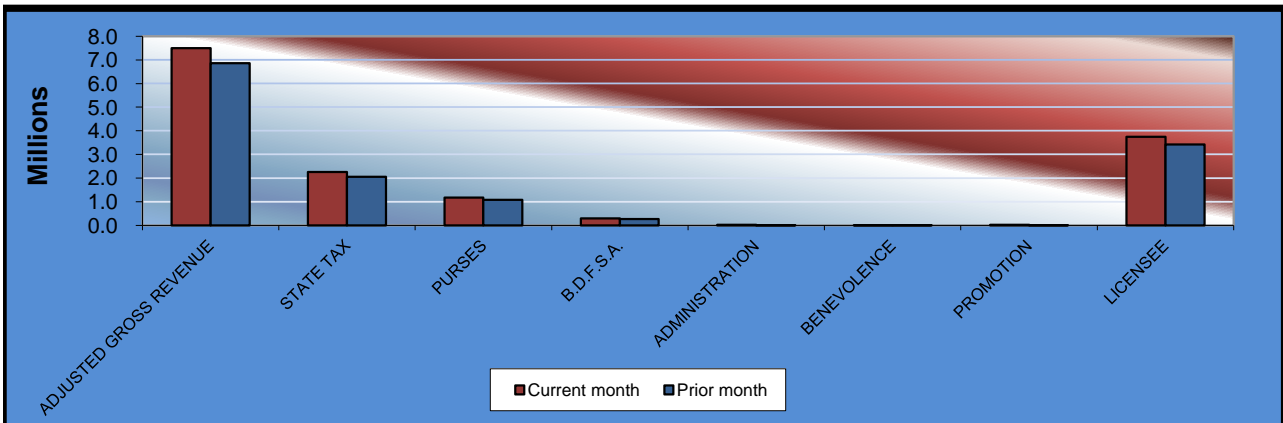
**OKLAHOMA STATE AUDITOR & INSPECTOR
GAMING AT OKLAHOMA HORSE RACING TRACKS
DECEMBER 2011**

<u>Will Rogers Downs</u>	<u>CURRENT MONTH</u>	<u>PRIOR MONTH</u>	<u>% CHANGE</u>	<u>DECEMBER 2010</u>	<u>% CHANGE</u>
Gaming Days	31	30	3.33%	31	0.00%
Opening Date	12/09/05				
Adjusted Gross Revenue	\$1,693,444.55	\$1,625,929.70	4.15%	\$1,553,633.56	9.00%
State Tax					
Higher Education Trust Fund	20,321.33	19,511.16	4.15%	18,643.60	9.00%
Education Reform	149,023.12	143,081.81	4.15%	136,719.76	9.00%
Purse Fund					
<u>Purses</u>					
Thoroughbred	220,994.51	212,183.83	4.15%	202,749.17	9.00%
Quarterhorse	202,324.29	194,257.94	4.15%	185,620.36	9.00%
Paint & Appaloosa	22,480.47	21,584.22	4.15%	20,624.47	9.00%
Breeding Development Fund					
<u>Special Account</u>					
Thoroughbred	26,671.75	25,608.39	4.15%	24,469.73	9.00%
Quarterhorse	20,575.35	19,755.05	4.15%	18,876.65	9.00%
Paint & Appaloosa	2,286.15	2,195.01	4.15%	2,097.41	9.00%
<u>Administration</u>					
Thoroughbred	2,540.17	2,438.89	4.15%	2,330.45	9.00%
Quarterhorse	2,286.15	2,195.01	4.15%	2,097.41	9.00%
Paint & Appaloosa	254.02	243.89	4.15%	233.05	9.00%
<u>Benevolence</u>					
Thoroughbred	1,270.08	1,219.45	4.15%	1,165.23	9.00%
Quarterhorse	1,143.08	1,097.50	4.15%	1,048.70	9.00%
Paint & Appaloosa	127.01	121.94	4.16%	116.52	9.00%
<u>Promotions</u>					
Thoroughbred	2,540.17	2,438.89	4.15%	2,330.45	9.00%
Quarterhorse	2,286.15	2,195.01	4.15%	2,097.41	9.00%
Paint & Appaloosa	254.02	243.89	4.15%	233.05	9.00%
Licensee	\$1,016,066.73	\$975,557.82	4.15%	\$932,180.14	9.00%

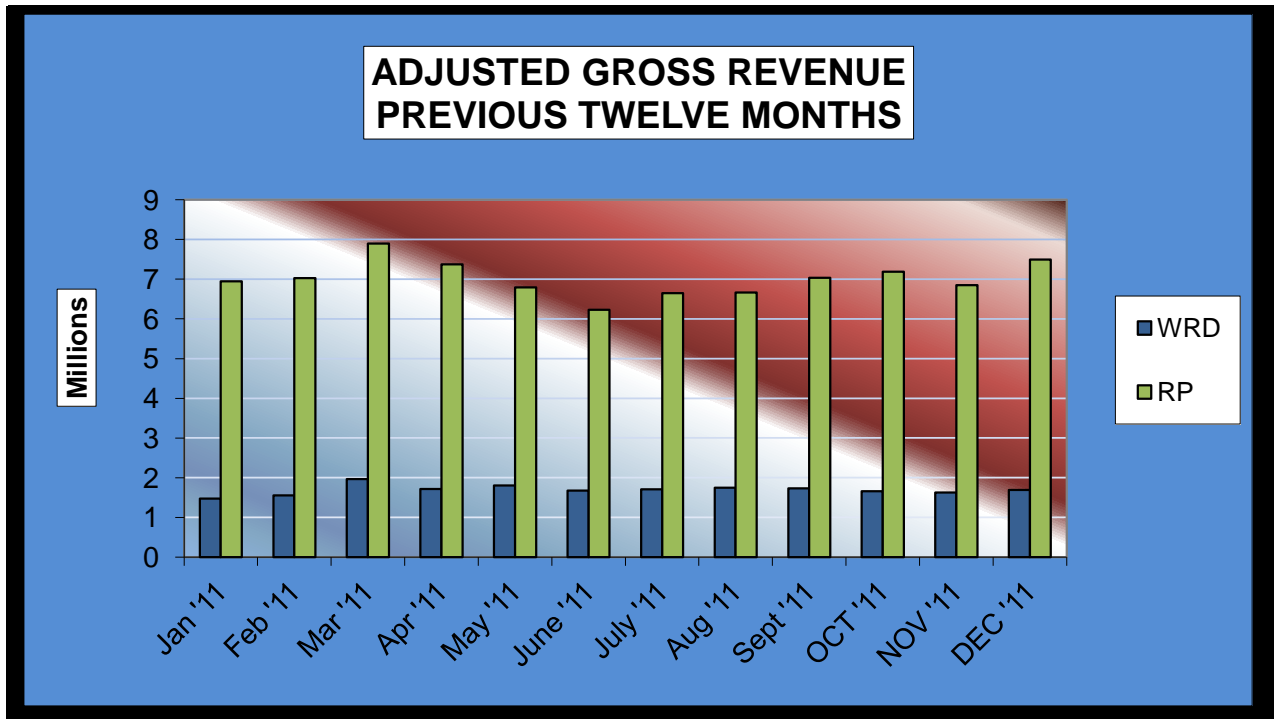


**OKLAHOMA STATE AUDITOR & INSPECTOR
GAMING AT OKLAHOMA HORSE RACING TRACKS
DECEMBER 2011**

<u>Remington Park</u>	<u>CURRENT MONTH</u>	<u>PRIOR MONTH</u>	<u>% CHANGE</u>	<u>DECEMBER 2010</u>	<u>% CHANGE</u>
Gaming Days	31	30	3.33%	31	0.00%
Opening Date	11/21/05				
Adjusted Gross Revenue	\$7,497,952.57	\$6,853,881.07	9.40%	\$7,112,732.20	5.42%
State Tax					
Higher Education Trust Fund	269,926.29	246,739.72	9.40%	256,058.36	5.42%
Education Reform	1,979,459.48	1,809,424.60	9.40%	1,877,761.30	5.42%
Purse Fund					
<u>Purses</u>					
Thoroughbred	596,087.22	544,883.54	9.40%	608,138.60	-1.98%
Quarterhorse	509,485.87	465,721.22	9.40%	496,113.07	2.70%
Paint & Appaloosa	66,356.87	60,656.85	9.40%	62,947.68	5.42%
Breeding Development Fund					
<u>Special Account</u>					
Thoroughbred	134,963.15	123,369.86	9.40%	85,352.79	58.12%
Quarterhorse	148,459.46	135,706.85	9.40%	128,029.18	15.96%
Paint & Appaloosa	6,748.16	6,168.49	9.40%	6,401.46	5.42%
<u>Administration</u>					
Thoroughbred	7,497.95	6,853.88	9.40%	7,112.73	5.42%
Quarterhorse	6,748.16	6,168.49	9.40%	6,401.46	5.42%
Paint & Appaloosa	749.80	685.39	9.40%	711.27	5.42%
<u>Benevolence</u>					
Thoroughbred	3,748.98	3,426.94	9.40%	3,556.37	5.42%
Quarterhorse	3,374.08	3,084.25	9.40%	3,200.73	5.42%
Paint & Appaloosa	374.90	342.69	9.40%	355.64	5.42%
<u>Promotions</u>					
Thoroughbred	7,497.95	6,853.88	9.40%	7,112.73	5.42%
Quarterhorse	6,748.16	6,168.49	9.40%	6,401.46	5.42%
Paint & Appaloosa	749.80	685.39	9.40%	711.27	5.42%
Licensee	\$3,748,976.29	\$3,426,940.54	9.40%	\$3,556,366.10	5.42%



**OKLAHOMA STATE AUDITOR & INSPECTOR
GAMING AT OKLAHOMA HORSE RACING TRACKS
DECEMBER 2011**





OFFICE OF THE STATE AUDITOR AND INSPECTOR

2300 N. LINCOLN BOULEVARD, ROOM 100

OKLAHOMA CITY, OK 73105-4896

WWW.SAI.OK.GOV