

CONTRACT AUDIT

**OKLAHOMA HORSE RACING COMMISSION
AUDIT REPORT OF GAMING OPERATIONS
WILL ROGERS DOWNS AND REMINGTON PARK**

December 2015



*Independently serving the citizens of
Oklahoma by promoting the
accountability and fiscal integrity of
governmental funds.*



Oklahoma State
Auditor & Inspector
Gary A. Jones, CPA, CFE

**OKLAHOMA HORSE RACING COMMISSION
AUDIT REPORT OF GAMING OPERATIONS
WILL ROGERS DOWNS AND REMINGTON PARK
DECEMBER 2015**

This publication, issued by the Oklahoma State Auditor and Inspector's Office as authorized by 74 O.S. § 212, has not been printed, but is available on the agency's website (www.sai.ok.gov) and in the Oklahoma Department of Libraries Publications Clearinghouse Digital Collection, pursuant to 74 O.S. § 3105.B.



Oklahoma State Auditor & Inspector

2300 N. Lincoln Blvd. • State Capitol, Room 100 • Oklahoma City, OK 73105 • Phone: 405.521.3495 • Fax: 405.521.3426

January 11, 2016

**TO THE MEMBERS OF THE OKLAHOMA
HORSE RACING COMMISSION**

Transmitted herewith is the Audit Report of Gaming Operations for Will Rogers Downs and Remington Park for the month of December 2015. The report is the result of our monitoring and data accumulation in accordance with the State Auditor and Inspector's contract with the Oklahoma Horse Racing Commission (OHRC) and Title 3A of the Oklahoma Statutes for Gaming.

The goal of the State Auditor and Inspector is to promote accountability and fiscal integrity in state and local government. Maintaining our independence as we provide this service to the taxpayers of Oklahoma is of utmost importance.

We wish to take this opportunity to express our appreciation for the assistance and cooperation extended to our Office during our engagement.

Sincerely,

A handwritten signature in blue ink that reads "Gary A. Jones".

GARY A. JONES, CPA, CFE
OKLAHOMA STATE AUDITOR & INSPECTOR

**OKLAHOMA HORSE RACING COMMISSION
Audit Report of Gaming Operations
Will Rogers Downs and Remington Park
For the Month of December 2015**

TABLE OF CONTENTS

	<u>PAGE</u>
STATE AUDITOR AND INSPECTOR LETTER	4
TOTAL GAMING REVENUE	5
COMPARISON OF PRIOR MONTH AND PRIOR YEAR MONTH.....	6
YEAR TO DATE GAMING TOTALS.....	7
WILL ROGERS DOWNS REVENUE.....	8
REMINGTON PARK REVENUE.....	9
PRIOR TWELVE MONTH GRAPH.....	10



Oklahoma State Auditor & Inspector

2300 N. Lincoln Blvd. • State Capitol, Room 100 • Oklahoma City, OK 73105 • Phone: 405.521.3495 • Fax: 405.521.3426

TO THE MEMBERS OF THE OKLAHOMA HORSE RACING COMMISSION

We performed an audit in accordance with the OHRC Gaming Contract and Title 3A of the Oklahoma Statutes for Gaming. The information presented in this report is derived from gaming data obtained from the gaming vendors and licensees located at Will Rogers Downs and Remington Park for the month of December 2015.

Because our procedures do not constitute an audit conducted in accordance with generally accepted auditing standards, we do not express such an opinion on the information. This report relates only to this information and does not extend to any financial statements of the racetracks or racinos.

In planning and performing these procedures, we considered the internal control structure of the gaming departments; however, our procedures were substantially less in scope than the procedures we would have applied if we had been engaged to express an opinion on the internal controls. Accordingly, we do not express an opinion on their internal control structure.

Sincerely,

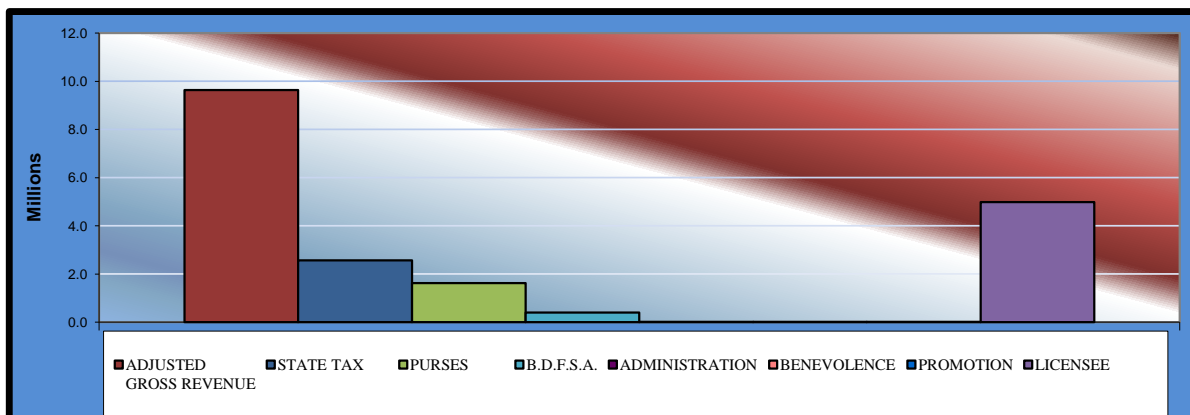
A handwritten signature in blue ink that reads "Gary A. Jones".

**GARY A. JONES, CPA, CFE
OKLAHOMA STATE AUDITOR & INSPECTOR**

January 11, 2016

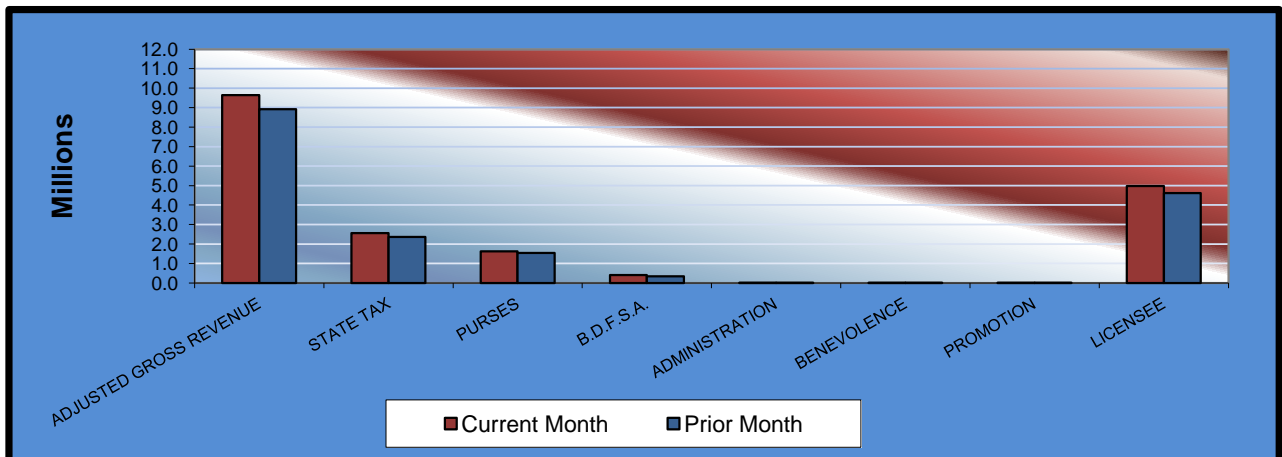
Gaming at Oklahoma Horse Racing Tracks Will Rogers Downs and Remington Park Total Gaming Revenue December 2015

	<u>TOTAL</u>	<u>WILL ROGERS DOWNS</u>	<u>REMINGTON PARK</u>
Gaming Days This Month	62	31	31
Adjusted Gross Revenue	<u>\$9,636,282.13</u>	<u>\$1,629,346.79</u>	<u>\$8,006,935.34</u>
State Tax			
Higher Education Trust Fund	307,801.82	19,552.16	288,249.66
Education Reform	2,257,213.45	143,382.52	2,113,830.93
Purse Fund			
<u>Purses</u>			
Thoroughbred	833,167.25	212,629.76	620,537.49
Quarterhorse	702,706.29	194,666.24	508,040.05
Paint & Appaloosa	92,490.95	21,629.57	70,861.38
Breeding Development Fund			
<u>Special Account</u>			
Thoroughbred	185,800.92	25,662.21	160,138.71
Quarterhorse	214,365.09	19,796.56	194,568.53
Paint & Appaloosa	9,405.86	2,199.62	7,206.24
<u>Administration</u>			
Thoroughbred	10,450.96	2,444.02	8,006.94
Quarterhorse	9,405.86	2,199.62	7,206.24
Paint & Appaloosa	1,045.09	244.40	800.69
<u>Benevolence</u>			
Thoroughbred	5,225.48	1,222.01	4,003.47
Quarterhorse	4,702.93	1,099.81	3,603.12
Paint & Appaloosa	522.53	122.18	400.35
<u>Promotions</u>			
Thoroughbred	10,450.96	2,444.02	8,006.94
Quarterhorse	9,405.86	2,199.62	7,206.24
Paint & Appaloosa	1,045.09	244.40	800.69
Licensee	\$4,981,075.74	\$977,608.07	\$4,003,467.67



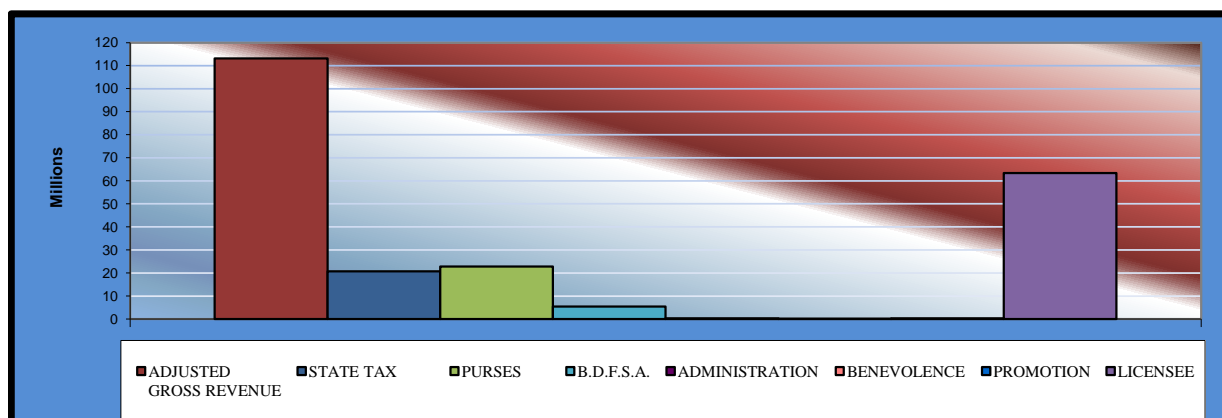
**Gaming at Oklahoma Horse Racing Tracks
Will Rogers Downs and Remington Park
Comparison of Prior Month and Prior Year Month
December 2015**

	<u>TOTAL</u>	<u>PRIOR MONTH</u>	<u>% CHANGE</u>	<u>PRIOR YEAR</u>	<u>% CHANGE</u>
Gaming Days	62	60	3.33%	62	0.00%
Adjusted Gross Revenue	\$9,636,282.13	\$8,922,573.81	8.00%	\$9,517,134.60	1.25%
State Tax					
Higher Education Trust Fund	307,801.82	283,997.40	8.38%	309,271.72	-0.48%
Education Reform	2,257,213.45	2,082,647.61	8.38%	2,267,992.57	-0.48%
Purse Fund					
<u>Purses</u>					
Thoroughbred	833,167.25	773,683.12	7.69%	811,215.10	2.71%
Quarterhorse	702,706.29	686,185.41	2.41%	718,277.12	-2.17%
Paint & Appaloosa	92,490.95	85,826.38	7.77%	90,374.65	2.34%
Breeding Development Fund					
<u>Special Account</u>					
Thoroughbred	185,800.92	171,861.27	8.11%	184,437.82	0.74%
Quarterhorse	214,365.09	164,804.60	30.07%	177,810.50	20.56%
Paint & Appaloosa	9,405.86	8,728.10	7.77%	9,190.64	2.34%
<u>Administration</u>					
Thoroughbred	10,450.96	9,697.89	7.77%	10,211.82	2.34%
Quarterhorse	9,405.86	8,728.10	7.77%	9,190.64	2.34%
Paint & Appaloosa	1,045.09	969.79	7.76%	1,021.19	2.34%
<u>Benevolence</u>					
Thoroughbred	5,225.48	4,848.95	7.77%	5,105.92	2.34%
Quarterhorse	4,702.93	4,364.05	7.77%	4,595.32	2.34%
Paint & Appaloosa	522.53	484.90	7.76%	510.59	2.34%
<u>Promotions</u>					
Thoroughbred	10,450.96	9,697.89	7.77%	10,211.82	2.34%
Quarterhorse	9,405.86	8,728.10	7.77%	9,190.64	2.34%
Paint & Appaloosa	1,045.09	969.79	7.76%	1,021.19	2.34%
Licensee	\$4,981,075.74	\$4,616,350.46	7.90%	\$4,897,505.35	1.71%



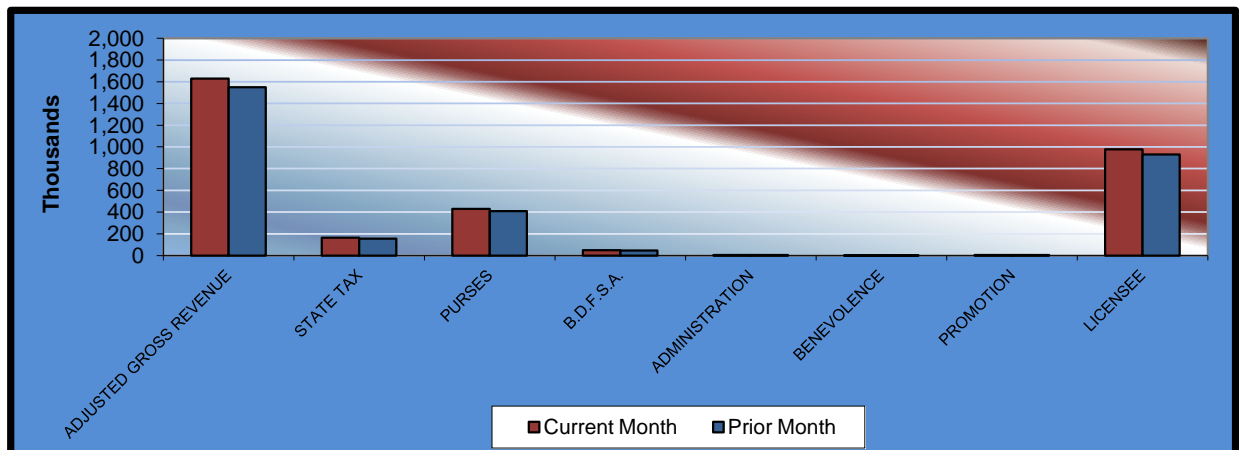
Gaming at Oklahoma Horse Racing Tracks Will Rogers Downs and Remington Park Year to Date Gaming Totals December 2015

	<u>TOTAL</u> 730	<u>WILL ROGERS DOWNS</u> 365	<u>REMINGTON PARK</u> 365
Gaming Days This Year			
Adjusted Gross Revenue	<u>\$113,140,955.08</u>	<u>\$18,418,507.03</u>	<u>\$94,722,448.05</u>
State Tax			
Higher Education Trust Fund	2,491,030.17	221,022.06	2,270,008.11
Education Reform	18,267,554.91	1,620,828.62	16,646,726.29
Purse Fund			
<u>Purses</u>			
Thoroughbred	11,464,604.82	2,186,115.09	9,278,489.73
Quarterhorse	10,100,535.26	2,001,426.12	8,099,109.14
Paint & Appaloosa	1,281,924.27	222,380.61	1,059,543.66
<u>Breeding Development Fund</u>			
<u>Special Account</u>			
Thoroughbred	2,658,290.47	263,841.53	2,394,448.94
Quarterhorse	2,610,070.53	203,534.85	2,406,535.68
Paint & Appaloosa	130,365.28	22,615.07	107,750.21
<u>Administration</u>			
Thoroughbred	144,850.23	25,127.78	119,722.45
Quarterhorse	130,365.23	22,615.02	107,750.21
Paint & Appaloosa	14,485.07	2,512.83	11,972.24
<u>Benevolence</u>			
Thoroughbred	72,425.08	12,563.85	59,861.23
Quarterhorse	65,182.51	11,307.43	53,875.08
Paint & Appaloosa	7,242.48	1,256.35	5,986.13
<u>Promotions</u>			
Thoroughbred	144,850.23	25,127.78	119,722.45
Quarterhorse	130,365.23	22,615.02	107,750.21
Paint & Appaloosa	14,485.08	2,512.83	11,972.25
Licensee	\$63,412,328.23	\$11,551,104.19	\$51,861,224.04



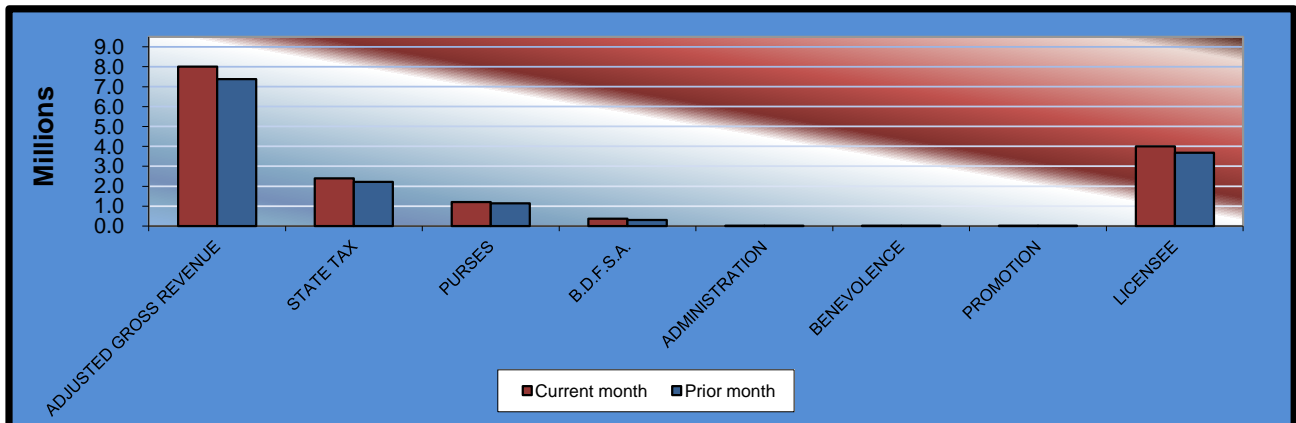
**Gaming at Oklahoma Horse Racing Tracks
Will Rogers Downs and Remington Park
Will Rogers Downs Revenue
December 2015**

<u>Will Rogers Downs</u>	<u>CURRENT MONTH</u>	<u>PRIOR MONTH</u>	<u>% CHANGE</u>	<u>December 2014</u>	<u>% CHANGE</u>
Gaming Days	31	30	3.33%	31	0.00%
Adjusted Gross Revenue	\$1,629,346.79	\$1,550,635.67	5.08%	\$1,389,380.46	17.27%
State Tax					
Higher Education Trust Fund	19,552.16	18,607.63	5.08%	16,672.57	17.27%
Education Reform	143,382.52	136,455.94	5.08%	122,265.48	17.27%
Purse Fund					
<u>Purses</u>					
Thoroughbred	212,629.76	202,357.91	5.08%	181,314.15	17.27%
Quarterhorse	194,666.24	185,262.21	5.08%	165,996.23	17.27%
Paint & Appaloosa	21,629.57	20,584.73	5.08%	18,444.03	17.27%
Breeding Development Fund					
<u>Special Account</u>					
Thoroughbred	25,662.21	24,422.51	5.08%	21,882.74	17.27%
Quarterhorse	19,796.56	18,840.22	5.08%	16,880.97	17.27%
Paint & Appaloosa	2,199.62	2,093.36	5.08%	1,875.66	17.27%
<u>Administration</u>					
Thoroughbred	2,444.02	2,325.95	5.08%	2,084.07	17.27%
Quarterhorse	2,199.62	2,093.36	5.08%	1,875.66	17.27%
Paint & Appaloosa	244.40	232.60	5.07%	208.41	17.27%
<u>Benevolence</u>					
Thoroughbred	1,222.01	1,162.98	5.08%	1,042.04	17.27%
Quarterhorse	1,099.81	1,046.68	5.08%	937.83	17.27%
Paint & Appaloosa	122.18	116.29	5.06%	104.20	17.26%
<u>Promotions</u>					
Thoroughbred	2,444.02	2,325.95	5.08%	2,084.07	17.27%
Quarterhorse	2,199.62	2,093.36	5.08%	1,875.66	17.27%
Paint & Appaloosa	244.40	232.60	5.07%	208.41	17.27%
Licensee	\$977,608.07	\$930,381.39	5.08%	\$833,628.28	17.27%

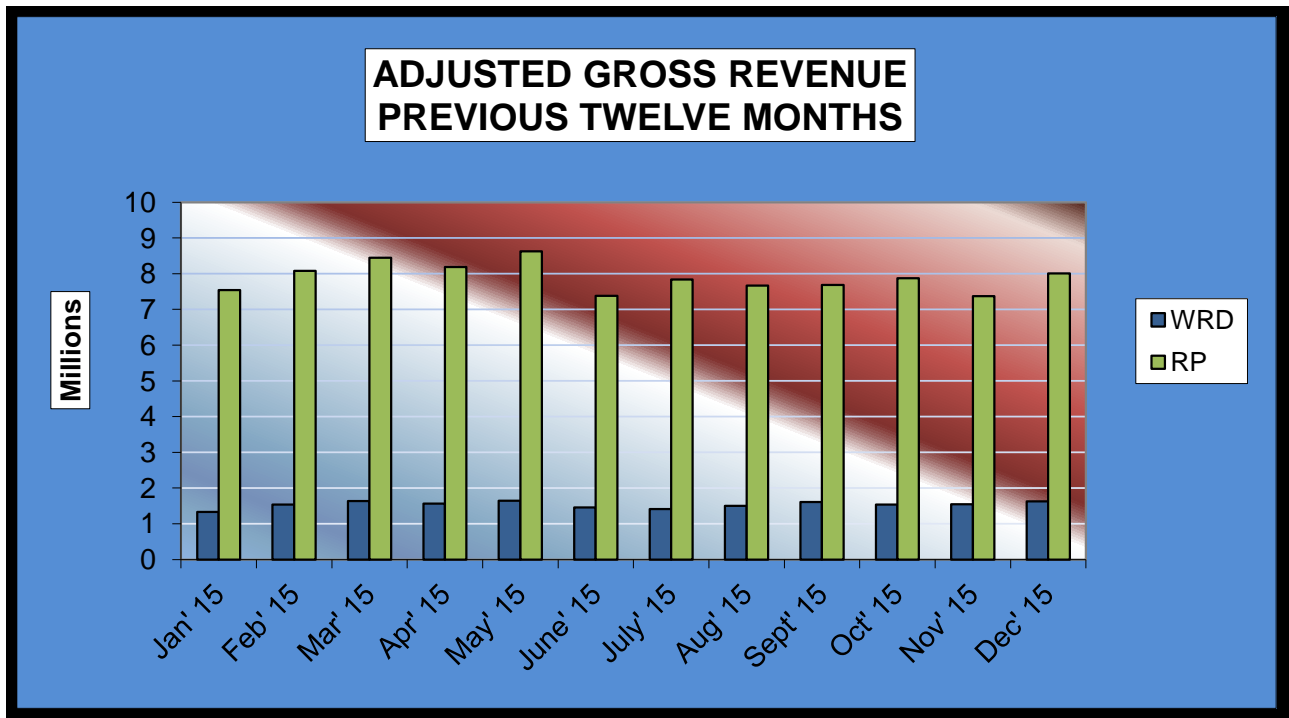


**Gaming at Oklahoma Horse Racing Tracks
Will Rogers Downs and Remington Park
Remington Park Revenue
December 2015**

<u>Remington Park</u>	<u>CURRENT MONTH</u>	<u>PRIOR MONTH</u>	<u>% CHANGE</u>	<u>December 2014</u>	<u>% CHANGE</u>
Gaming Days	31	30	3.33%	31	0.00%
Adjusted Gross Revenue	\$ 8,006,935.34	\$7,371,938.14	8.61%	\$8,127,754.14	-1.49%
State Tax					
Higher Education Trust Fund	288,249.66	265,389.77	8.61%	292,599.15	-1.49%
Education Reform	2,113,830.93	1,946,191.67	8.61%	2,145,727.09	-1.49%
Purse Fund					
<u>Purses</u>					
Thoroughbred	620,537.49	571,325.21	8.61%	629,900.95	-1.49%
Quarterhorse	508,040.05	500,923.20	1.42%	552,280.89	-8.01%
Paint & Appaloosa	70,861.38	65,241.65	8.61%	71,930.62	-1.49%
Breeding Development Fund					
<u>Special Account</u>					
Thoroughbred	160,138.71	147,438.76	8.61%	162,555.08	-1.49%
Quarterhorse	194,568.53	145,964.38	33.30%	160,929.53	20.90%
Paint & Appaloosa	7,206.24	6,634.74	8.61%	7,314.98	-1.49%
<u>Administration</u>					
Thoroughbred	8,006.94	7,371.94	8.61%	8,127.75	-1.49%
Quarterhorse	7,206.24	6,634.74	8.61%	7,314.98	-1.49%
Paint & Appaloosa	800.69	737.19	8.61%	812.78	-1.49%
<u>Benevolence</u>					
Thoroughbred	4,003.47	3,685.97	8.61%	4,063.88	-1.49%
Quarterhorse	3,603.12	3,317.37	8.61%	3,657.49	-1.49%
Paint & Appaloosa	400.35	368.61	8.61%	406.39	-1.49%
<u>Promotions</u>					
Thoroughbred	8,006.94	7,371.94	8.61%	8,127.75	-1.49%
Quarterhorse	7,206.24	6,634.74	8.61%	7,314.98	-1.49%
Paint & Appaloosa	800.69	737.19	8.61%	812.78	-1.49%
Licensee	\$ 4,003,467.67	\$3,685,969.07	8.61%	\$4,063,877.07	-1.49%



**Gaming at Oklahoma Horse Racing Tracks
Will Rogers Downs and Remington Park
Prior Twelve Month Graph
December 2015**





OFFICE OF THE STATE AUDITOR & INSPECTOR
2300 N. LINCOLN BOULEVARD, ROOM 100
OKLAHOMA CITY, OK 73105-4896

WWW.SAI.OK.GOV