



OKLAHOMA HORSE RACING COMMISSION AUDIT REPORT OF GAMING OPERATIONS WILL ROGERS DOWNS AND REMINGTON PARK

Contract Audit

December 2020

Cindy Byrd, CPA
State Auditor & Inspector

**OKLAHOMA HORSE RACING COMMISSION
AUDIT REPORT OF GAMING OPERATIONS
WILL ROGERS DOWNS AND REMINGTON PARK
DECEMBER 2020**

This publication, issued by the Oklahoma State Auditor and Inspector's Office as authorized by 74 O.S. § 212, has not been printed, but is available on the agency's website (www.sai.ok.gov) and in the Oklahoma Department of Libraries Publications Clearinghouse Digital Collection (<http://digitalprairie.ok.gov/cdm/search/collection/audits/>) pursuant to 65 O.S. § 3-114.



Cindy Byrd, CPA | State Auditor & Inspector

2300 N. Lincoln Blvd., Room 123, Oklahoma City, OK 73105 | 405.521.3495 | www.sai.ok.gov

January 15, 2021

**TO THE MEMBERS OF THE OKLAHOMA
HORSE RACING COMMISSION**

Transmitted herewith is the Audit Report of Gaming Operations for Will Rogers Downs and Remington Park for the month of December 2020. The report is the result of our monitoring and data accumulation in accordance with the State Auditor and Inspector's contract with the Oklahoma Horse Racing Commission (OHRC) and Title 3A of the Oklahoma Statutes for Gaming.

The goal of the State Auditor and Inspector is to promote accountability and fiscal integrity in state and local government. Maintaining our independence as we provide this service to the taxpayers of Oklahoma is of utmost importance.

We wish to take this opportunity to express our appreciation for the assistance and cooperation extended to our Office during our engagement.

Sincerely,

A handwritten signature in blue ink that reads "Cindy Byrd". The signature is fluid and cursive, with the first name "Cindy" and last name "Byrd" clearly distinguishable.

CINDY BYRD, CPA
OKLAHOMA STATE AUDITOR & INSPECTOR



OKLAHOMA HORSE RACING COMMISSION
Audit Report of Gaming Operations
Will Rogers Downs and Remington Park
For the Month of December 2020

TABLE OF CONTENTS

	<u>PAGE</u>
STATE AUDITOR AND INSPECTOR LETTER	4
TOTAL GAMING REVENUE	5
COMPARISON OF PRIOR MONTH AND PRIOR YEAR	6
YEAR TO DATE GAMING TOTALS.....	7
WILL ROGERS DOWNS REVENUE.....	8
REMINGTON PARK REVENUE.....	9
PRIOR TWELVE MONTH GRAPH.....	10

**TO THE MEMBERS OF THE OKLAHOMA
HORSE RACING COMMISSION**

We performed an audit in accordance with the OHRC Gaming Contract and Title 3A of the Oklahoma Statutes for Gaming. The information presented in this report is derived from gaming data obtained from the gaming vendors and licensees located at Will Rogers Downs and Remington Park for the month of December 2020.

Because our procedures do not constitute an audit conducted in accordance with generally accepted auditing standards, we do not express such an opinion on the information. This report relates only to this information and does not extend to any financial statements of the racetracks or racinos.

In planning and performing these procedures, we considered the internal control structure of the gaming departments; however, our procedures were substantially less in scope than the procedures we would have applied if we had been engaged to express an opinion on the internal controls. Accordingly, we do not express an opinion on their internal control structure.

Sincerely,



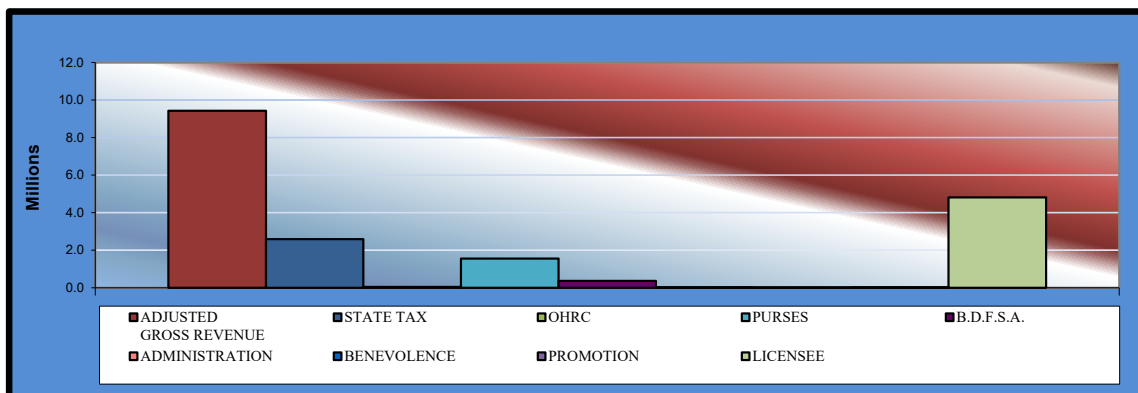
CINDY BYRD, CPA
OKLAHOMA STATE AUDITOR & INSPECTOR

January 15, 2021



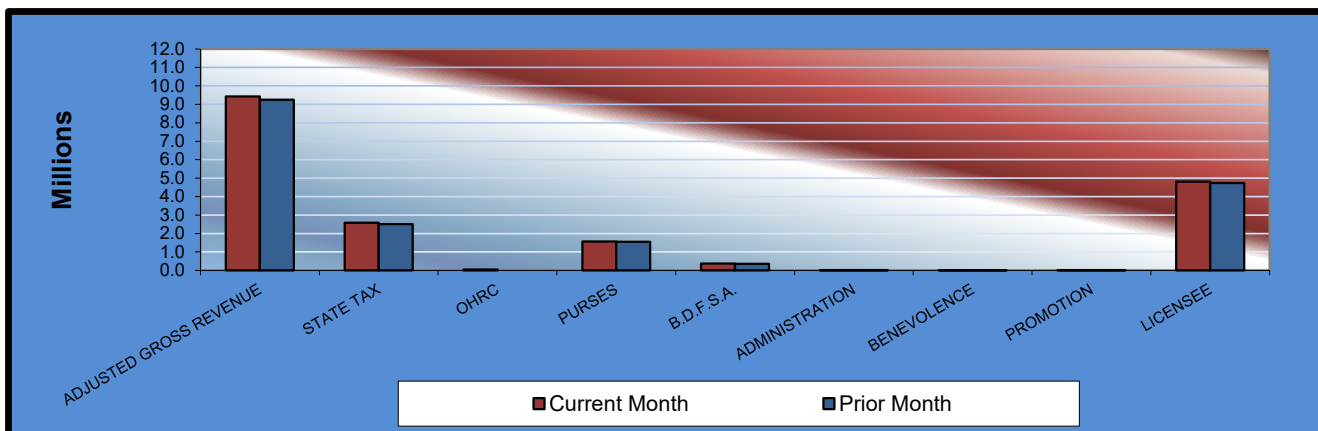
**Gaming at Oklahoma Horse Racing Tracks
Will Rogers Downs and Remington Park
Total Gaming Revenue
December 2020**

	<u>TOTAL</u>	<u>WILL ROGERS DOWNS</u>	<u>REMINGTON PARK</u>
Gaming Days This Month	62	31	31
Adjusted Gross Revenue	<u>\$9,424,454.41</u>	<u>\$1,213,670.43</u>	<u>\$8,210,783.98</u>
State Tax			
General Revenue Fund	310,152.26	14,564.04	295,588.22
Education Reform	2,274,449.97	106,803.00	2,167,646.97
Oklahoma Horse Racing Commission	47,122.27	6,068.35	41,053.92
Purse Fund			
<u>Purses</u>			
Thoroughbred	825,986.45	157,064.14	668,922.31
Quarterhorse	658,256.99	143,794.92	514,462.07
Paint & Appaloosa	78,815.38	15,977.22	62,838.16
Breeding Development Fund			
<u>Special Account</u>			
Thoroughbred	140,578.25	18,956.01	121,622.24
Quarterhorse	211,651.24	14,623.21	197,028.03
Paint & Appaloosa	17,841.10	1,624.80	16,216.30
<u>Administration</u>			
Thoroughbred	9,913.48	1,805.33	8,108.15
Quarterhorse	8,922.13	1,624.80	7,297.33
Paint & Appaloosa	991.34	180.53	810.81
<u>Benevolence</u>			
Thoroughbred	4,956.74	902.67	4,054.07
Quarterhorse	4,461.07	812.40	3,648.67
Paint & Appaloosa	495.68	90.27	405.41
<u>Promotions</u>			
Thoroughbred	9,913.48	1,805.33	8,108.15
Quarterhorse	8,922.13	1,624.80	7,297.33
Paint & Appaloosa	991.34	180.53	810.81
Licensee	\$4,810,033.11	\$725,168.08	\$4,084,865.03



**Gaming at Oklahoma Horse Racing Tracks
Will Rogers Downs and Remington Park
Comparison of Prior Month and Prior Year
December 2020**

	<u>TOTAL</u>	<u>PRIOR MONTH</u>	<u>% CHANGE</u>	<u>December 2019</u>	<u>% CHANGE</u>
Gaming Days	62	60	3.33%	62	0.00%
Adjusted Gross Revenue	\$9,424,454.41	\$9,254,446.13	1.84%	\$12,136,583.28	-22.35%
State Tax					
General Revenue Fund	310,152.26	301,308.12	2.94%	394,116.63	-21.30%
Education Reform	2,274,449.97	2,209,592.87	2.94%	2,890,188.58	-21.30%
Oklahoma Horse Racing Commission	47,122.27	46,272.22	1.84%	60,682.91	-22.35%
Purse Fund					
<u>Purses</u>					
Thoroughbred	825,986.45	817,577.38	1.03%	1,053,805.05	-21.62%
Quarterhorse	658,256.99	653,940.30	0.66%	859,991.38	-23.46%
Paint & Appaloosa	78,815.38	78,139.76	0.86%	102,711.27	-23.27%
Breeding Development Fund					
<u>Special Account</u>					
Thoroughbred	140,578.25	138,151.51	1.76%	201,658.60	-30.29%
Quarterhorse	211,651.24	206,215.71	2.64%	269,925.92	-21.59%
Paint & Appaloosa	17,841.10	17,433.12	2.34%	22,835.10	-21.87%
<u>Administration</u>					
Thoroughbred	9,913.48	9,802.35	1.13%	12,876.55	-23.01%
Quarterhorse	8,922.13	8,822.11	1.13%	11,588.90	-23.01%
Paint & Appaloosa	991.34	980.24	1.13%	1,287.65	-23.01%
<u>Benevolence</u>					
Thoroughbred	4,956.74	4,901.18	1.13%	6,438.28	-23.01%
Quarterhorse	4,461.07	4,411.06	1.13%	5,794.45	-23.01%
Paint & Appaloosa	495.68	490.12	1.13%	643.84	-23.01%
<u>Promotions</u>					
Thoroughbred	9,913.48	9,802.35	1.13%	12,876.55	-23.01%
Quarterhorse	8,922.13	8,822.11	1.13%	11,588.90	-23.01%
Paint & Appaloosa	991.34	980.24	1.13%	1,287.65	-23.01%
Licensee	\$4,810,033.11	\$4,736,803.38	1.55%	\$6,216,285.07	-22.62%



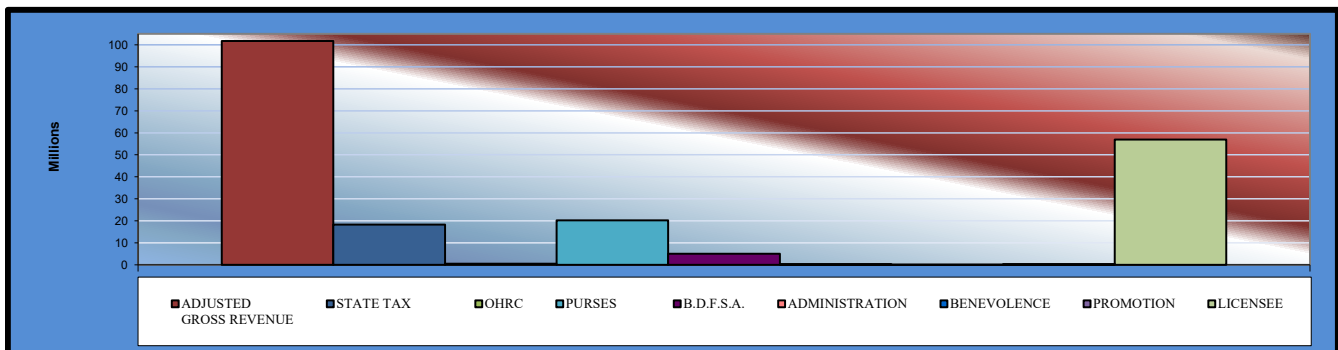
Gaming at Oklahoma Horse Racing Tracks

Will Rogers Downs and Remington Park

Year to Date Gaming Totals Comparison

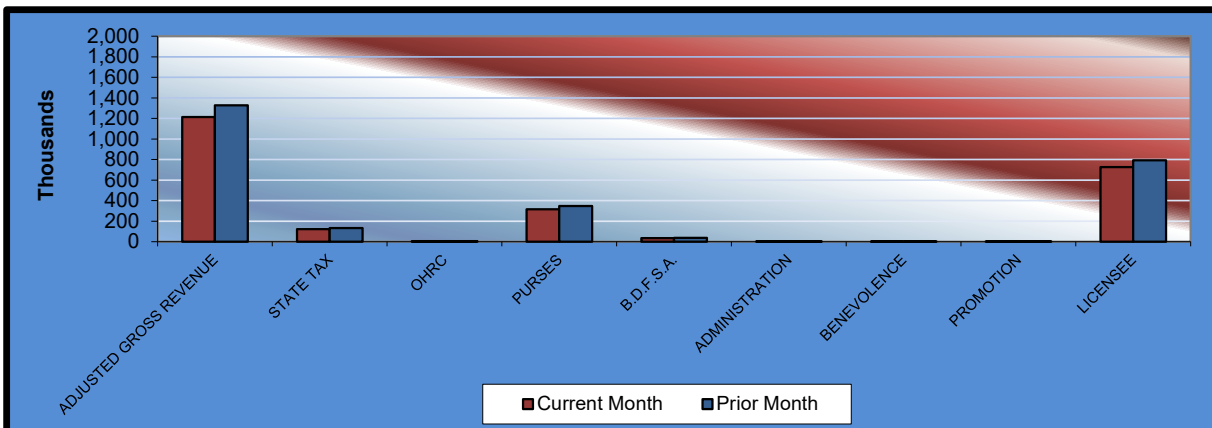
December 2020

	WILL ROGERS DOWNS	REMINGTON PARK	2020 TOTAL	2019 TOTAL	% CHANGE
Gaming Days This Year	290	304	594	730	-18.63%
Adjusted Gross Revenue	\$13,756,266.99	\$87,982,139.76	\$101,738,406.75	\$140,855,957.99	-27.77%
State Tax					
General Revenue Fund	165,075.21	2,027,357.02	2,192,432.23	3,444,149.84	-36.34%
Education Reform	1,210,551.49	14,867,284.87	16,077,836.36	25,257,098.33	-36.34%
Oklahoma Horse Racing Commission	68,781.34	439,910.66	508,692.00	704,279.74	-27.77%
Purse Fund					
<u>Purses</u>					
Thoroughbred	1,562,732.82	9,132,401.36	10,695,134.18	13,865,859.04	-22.87%
Quarterhorse	1,430,708.93	7,098,935.96	8,529,644.89	11,344,671.01	-24.81%
Paint & Appaloosa	158,967.64	867,088.36	1,026,056.00	1,361,368.70	-24.63%
Breeding Development Fund					
<u>Special Account</u>					
Thoroughbred	188,605.68	1,776,129.04	1,964,734.72	2,878,216.26	-31.74%
Quarterhorse	145,495.86	2,718,741.43	2,864,237.29	3,724,996.99	-23.11%
Paint & Appaloosa	16,166.20	223,764.71	239,930.91	313,038.77	-23.35%
<u>Administration</u>					
Thoroughbred	17,962.45	111,882.37	129,844.82	171,734.13	-24.39%
Quarterhorse	16,166.22	100,694.13	116,860.35	154,560.70	-24.39%
Paint & Appaloosa	1,796.27	11,188.23	12,984.50	17,173.42	-24.39%
<u>Benevolence</u>					
Thoroughbred	8,981.23	55,941.20	64,922.43	85,867.01	-24.39%
Quarterhorse	8,083.07	50,347.06	58,430.13	77,280.35	-24.39%
Paint & Appaloosa	898.13	5,594.09	6,492.22	8,586.73	-24.39%
<u>Promotions</u>					
Thoroughbred	17,962.45	111,882.37	129,844.82	171,734.13	-24.39%
Quarterhorse	16,166.22	100,694.13	116,860.35	154,560.70	-24.39%
Paint & Appaloosa	1,796.27	11,188.23	12,984.50	17,173.42	-24.39%
Licensee	\$8,719,369.51	\$48,271,114.54	\$56,990,484.05	\$77,103,608.72	-26.09%



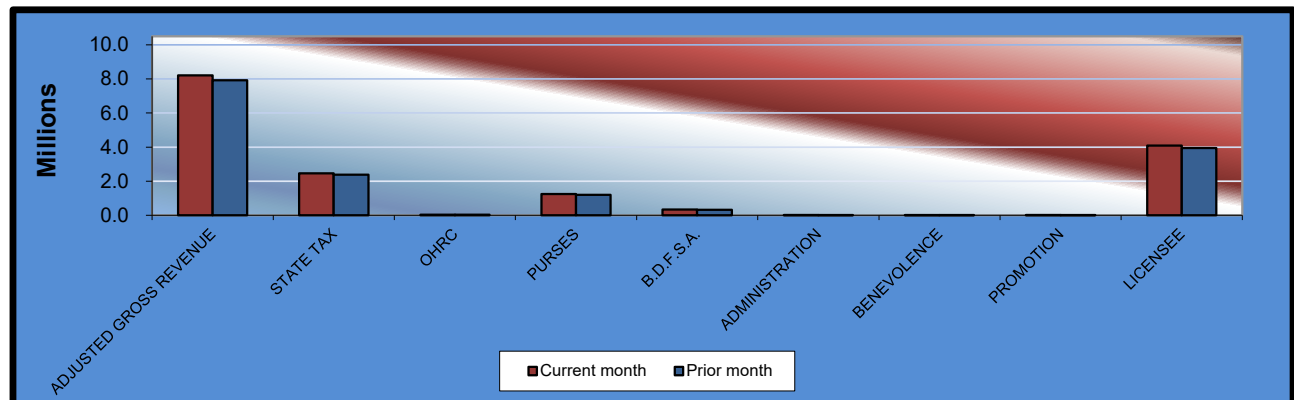
Gaming at Oklahoma Horse Racing Tracks
Will Rogers Downs and Remington Park
Will Rogers Downs Revenue
December 2020

<u>Will Rogers Downs</u>	<u>CURRENT</u> <u>MONTH</u>	<u>PRIOR</u> <u>MONTH</u>	<u>%</u> <u>CHANGE</u>	<u>December</u> <u>2019</u>	<u>%</u> <u>CHANGE</u>
Gaming Days	31	30	3.33%	31	0.00%
Adjusted Gross Revenue	\$1,213,670.43	\$1,327,164.23	-8.55%	\$1,783,348.83	-31.94%
State Tax					
General Revenue Fund	14,564.04	15,925.97	-8.55%	21,400.19	-31.94%
Education Reform	106,803.00	116,790.45	-8.55%	156,934.69	-31.94%
Oklahoma Horse Racing Commission	6,068.35	6,635.82	-8.55%	8,916.74	-31.94%
Purse Fund					
<u>Purses</u>					
Thoroughbred	157,064.14	171,751.63	-8.55%	230,787.62	-31.94%
Quarterhorse	143,794.92	157,241.59	-8.55%	211,290.06	-31.94%
Paint & Appaloosa	15,977.22	17,471.28	-8.55%	23,476.67	-31.94%
Breeding Development Fund					
<u>Special Account</u>					
Thoroughbred	18,956.01	20,728.65	-8.55%	27,853.68	-31.94%
Quarterhorse	14,623.21	15,990.67	-8.55%	21,487.12	-31.94%
Paint & Appaloosa	1,624.80	1,776.74	-8.55%	2,387.46	-31.94%
<u>Administration</u>					
Thoroughbred	1,805.33	1,974.16	-8.55%	2,652.73	-31.94%
Quarterhorse	1,624.80	1,776.74	-8.55%	2,387.46	-31.94%
Paint & Appaloosa	180.53	197.42	-8.56%	265.27	-31.94%
<u>Benevolence</u>					
Thoroughbred	902.67	987.08	-8.55%	1,326.37	-31.94%
Quarterhorse	812.40	888.37	-8.55%	1,193.73	-31.94%
Paint & Appaloosa	90.27	98.71	-8.55%	132.65	-31.95%
<u>Promotions</u>					
Thoroughbred	1,805.33	1,974.16	-8.55%	2,652.73	-31.94%
Quarterhorse	1,624.80	1,776.74	-8.55%	2,387.46	-31.94%
Paint & Appaloosa	180.53	197.42	-8.56%	265.27	-31.94%
Licensee	\$725,168.08	\$792,980.63	-8.55%	\$1,065,550.93	-31.94%

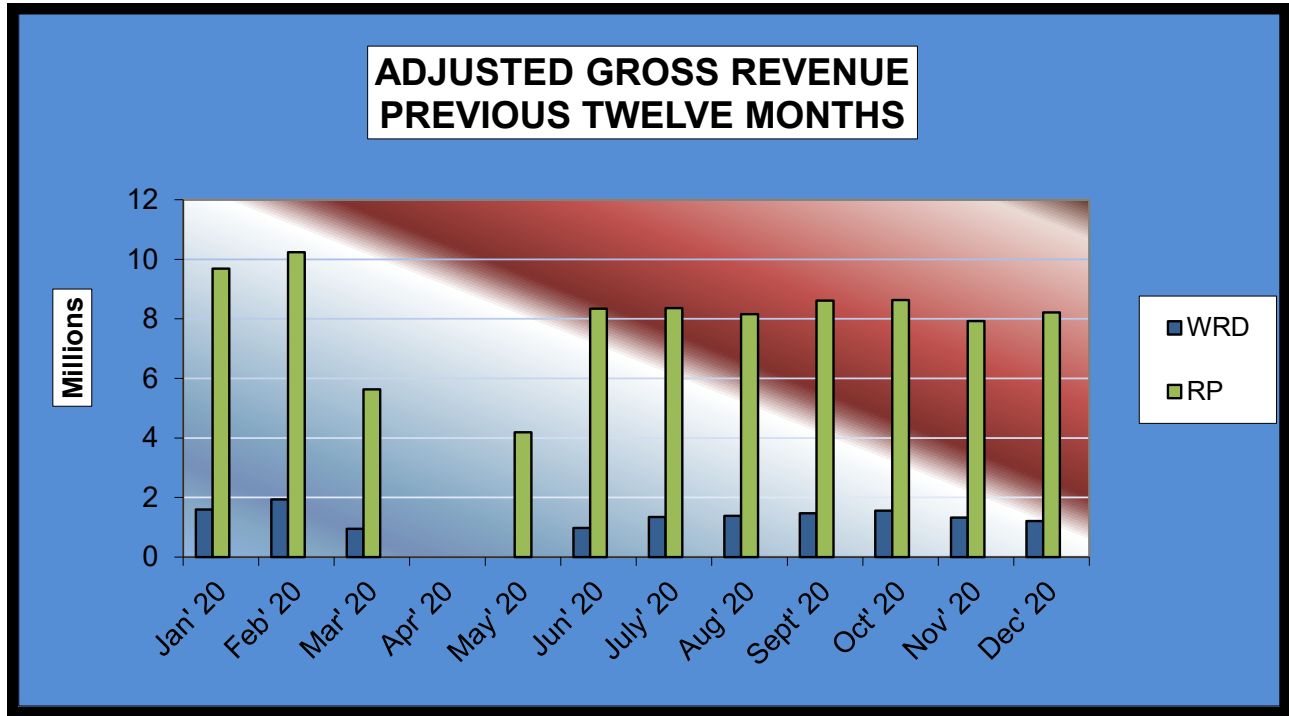


Gaming at Oklahoma Horse Racing Tracks
Will Rogers Downs and Remington Park
Remington Park Revenue
December 2020

Remington Park	CURRENT MONTH	PRIOR MONTH	% CHANGE	December 2019	% CHANGE
Gaming Days	31	30	3.33%	31	0.00%
Adjusted Gross Revenue	\$8,210,783.98	\$7,927,281.90	3.58%	\$10,353,234.45	-20.69%
State Tax					
General Revenue Fund	295,588.22	285,382.15	3.58%	372,716.44	-20.69%
Education Reform	2,167,646.97	2,092,802.42	3.58%	2,733,253.89	-20.69%
Oklahoma Horse Racing Commission	41,053.92	39,636.40	3.58%	51,766.17	-20.69%
Purse Fund					
<u>Purses</u>					
Thoroughbred	668,922.31	645,825.75	3.58%	823,017.43	-18.72%
Quarterhorse	514,462.07	496,698.71	3.58%	648,701.32	-20.69%
Paint & Appaloosa	62,838.16	60,668.48	3.58%	79,234.60	-20.69%
Breeding Development Fund					
<u>Special Account</u>					
Thoroughbred	121,622.24	117,422.86	3.58%	173,804.92	-30.02%
Quarterhorse	197,028.03	190,225.04	3.58%	248,438.80	-20.69%
Paint & Appaloosa	16,216.30	15,656.38	3.58%	20,447.64	-20.69%
<u>Administration</u>					
Thoroughbred	8,108.15	7,828.19	3.58%	10,223.82	-20.69%
Quarterhorse	7,297.33	7,045.37	3.58%	9,201.44	-20.69%
Paint & Appaloosa	810.81	782.82	3.58%	1,022.38	-20.69%
<u>Benevolence</u>					
Thoroughbred	4,054.07	3,914.10	3.58%	5,111.91	-20.69%
Quarterhorse	3,648.67	3,522.69	3.58%	4,600.72	-20.69%
Paint & Appaloosa	405.41	391.41	3.58%	511.19	-20.69%
<u>Promotions</u>					
Thoroughbred	8,108.15	7,828.19	3.58%	10,223.82	-20.69%
Quarterhorse	7,297.33	7,045.37	3.58%	9,201.44	-20.69%
Paint & Appaloosa	810.81	782.82	3.58%	1,022.38	-20.69%
Licensee	\$4,084,865.03	\$3,943,822.75	3.58%	\$5,150,734.14	-20.69%



**Gaming at Oklahoma Horse Racing Tracks
Will Rogers Downs and Remington Park
Prior Twelve Month Graph
December 2020**





Cindy Byrd, CPA | State Auditor & Inspector

2300 N. Lincoln Blvd., Room 123, Oklahoma City, OK 73105 | 405.521.3495 | www.sai.ok.gov