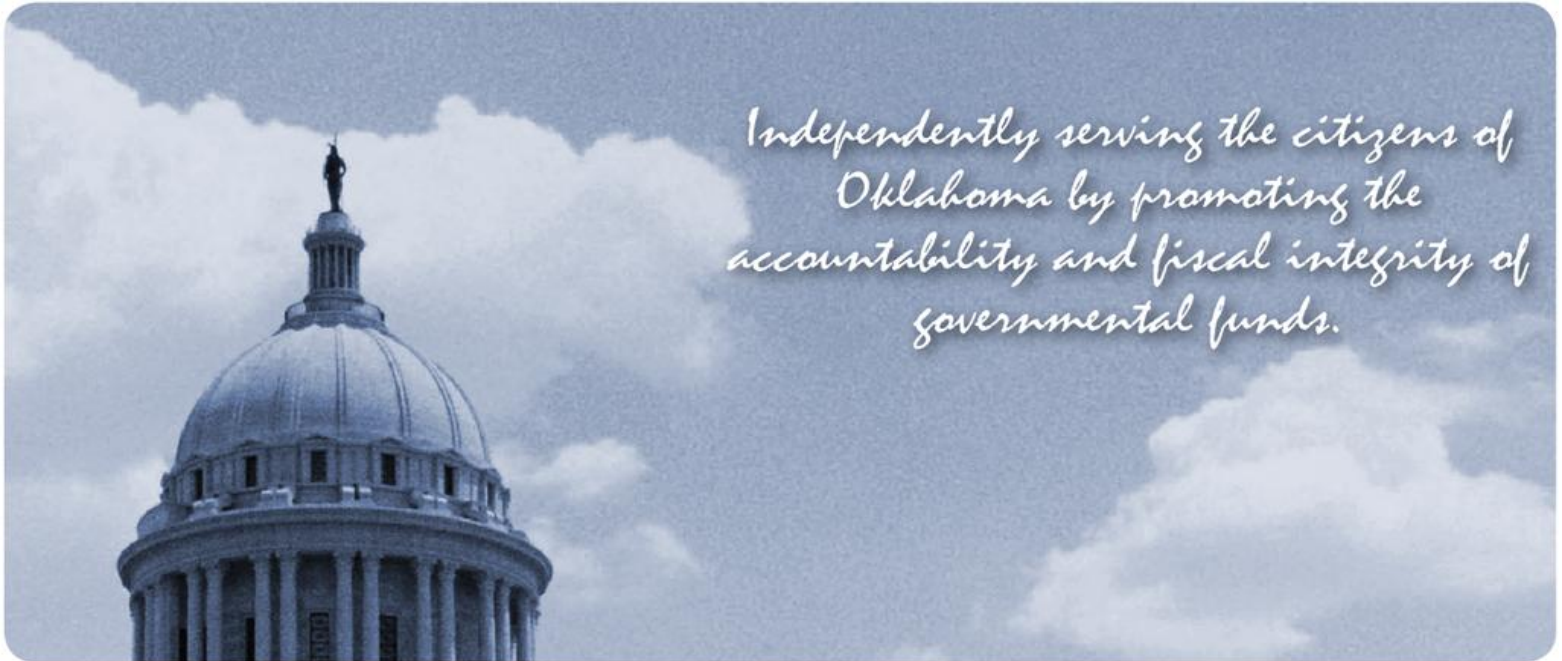


CONTRACT AUDIT

**OKLAHOMA HORSE RACING COMMISSION
AUDIT REPORT OF GAMING OPERATIONS
WILL ROGERS DOWNS AND REMINGTON PARK**

February 2017



*Independently serving the citizens of
Oklahoma by promoting the
accountability and fiscal integrity of
governmental funds.*



Oklahoma State
Auditor & Inspector
Gary A. Jones, CPA, CFE

**OKLAHOMA HORSE RACING COMMISSION
AUDIT REPORT OF GAMING OPERATIONS
WILL ROGERS DOWNS AND REMINGTON PARK
FEBRUARY 2017**

This publication, issued by the Oklahoma State Auditor and Inspector's Office as authorized by 74 O.S. § 212, has not been printed, but is available on the agency's website (www.sai.ok.gov) and in the Oklahoma Department of Libraries Publications Clearinghouse Digital Collection (<http://digitalprairie.ok.gov/cdm/search/collection/audits/>) pursuant to 65 O.S. § 3-114.



Oklahoma State Auditor & Inspector

2300 N. Lincoln Blvd. • State Capitol, Room 100 • Oklahoma City, OK 73105 • Phone: 405.521.3495 • Fax: 405.521.3426

March 13, 2017

**TO THE MEMBERS OF THE OKLAHOMA
HORSE RACING COMMISSION**

Transmitted herewith is the Audit Report of Gaming Operations for Will Rogers Downs and Remington Park for the month of February 2017. The report is the result of our monitoring and data accumulation in accordance with the State Auditor and Inspector's contract with the Oklahoma Horse Racing Commission (OHRC) and Title 3A of the Oklahoma Statutes for Gaming.

The goal of the State Auditor and Inspector is to promote accountability and fiscal integrity in state and local government. Maintaining our independence as we provide this service to the taxpayers of Oklahoma is of utmost importance.

We wish to take this opportunity to express our appreciation for the assistance and cooperation extended to our Office during our engagement.

Sincerely,

A handwritten signature in blue ink that reads "Gary A. Jones". The signature is fluid and cursive, with the first name "Gary" being the most prominent.

GARY A. JONES, CPA, CFE
OKLAHOMA STATE AUDITOR & INSPECTOR

**OKLAHOMA HORSE RACING COMMISSION
Audit Report of Gaming Operations
Will Rogers Downs and Remington Park
For the Month of February 2017**

TABLE OF CONTENTS

	<u>PAGE</u>
STATE AUDITOR AND INSPECTOR LETTER	4
TOTAL GAMING REVENUE	5
COMPARISON OF PRIOR MONTH AND PRIOR YEAR MONTH.....	6
YEAR TO DATE GAMING TOTALS.....	7
WILL ROGERS DOWNS REVENUE.....	8
REMINGTON PARK REVENUE.....	9
PRIOR TWELVE MONTH GRAPH.....	10



Oklahoma State Auditor & Inspector

2300 N. Lincoln Blvd. • State Capitol, Room 100 • Oklahoma City, OK 73105 • Phone: 405.521.3495 • Fax: 405.521.3426

TO THE MEMBERS OF THE OKLAHOMA HORSE RACING COMMISSION

We performed an audit in accordance with the OHRC Gaming Contract and Title 3A of the Oklahoma Statutes for Gaming. The information presented in this report is derived from gaming data obtained from the gaming vendors and licensees located at Will Rogers Downs and Remington Park for the month of February 2017.

Because our procedures do not constitute an audit conducted in accordance with generally accepted auditing standards, we do not express such an opinion on the information. This report relates only to this information and does not extend to any financial statements of the racetracks or racinos.

In planning and performing these procedures, we considered the internal control structure of the gaming departments; however, our procedures were substantially less in scope than the procedures we would have applied if we had been engaged to express an opinion on the internal controls. Accordingly, we do not express an opinion on their internal control structure.

Sincerely,

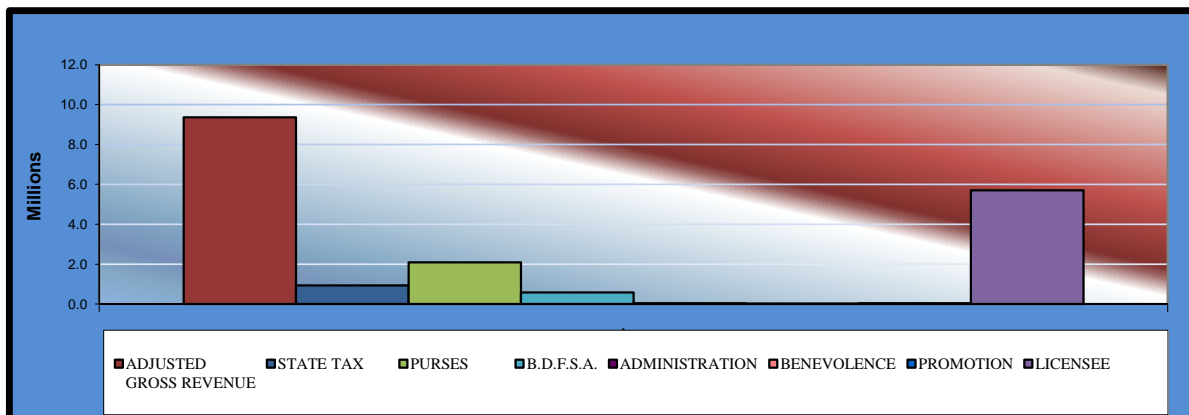
A handwritten signature in blue ink that reads "Gary A. Jones".

GARY A. JONES, CPA, CFE
OKLAHOMA STATE AUDITOR & INSPECTOR

March 13, 2017

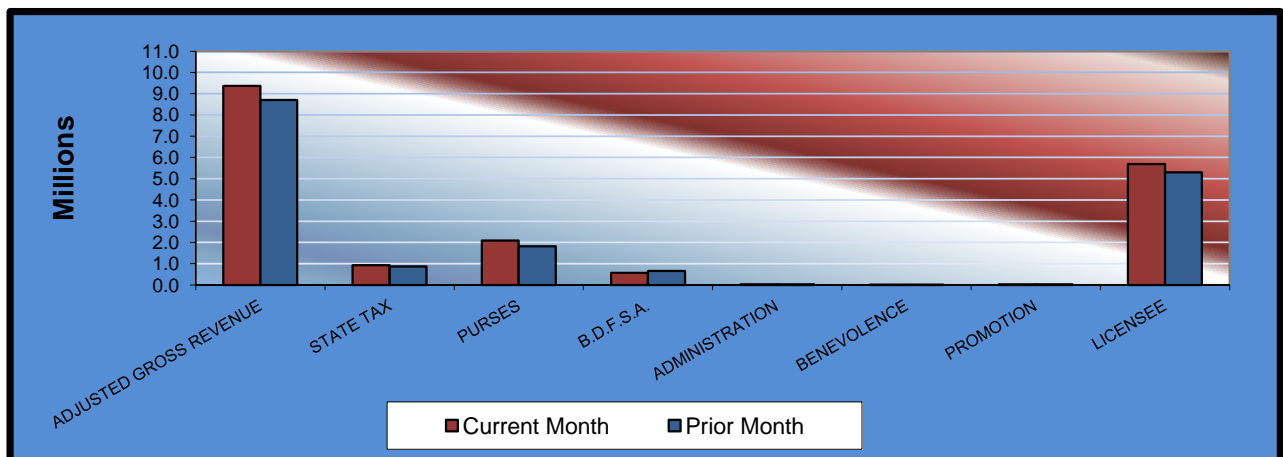
Gaming at Oklahoma Horse Racing Tracks Will Rogers Downs and Remington Park Total Gaming Revenue February 2017

	<u>TOTAL</u>	<u>WILL ROGERS DOWNS</u>	<u>REMINGTON PARK</u>
Gaming Days This Month	56	28	28
Adjusted Gross Revenue	<u>\$9,364,268.39</u>	<u>\$1,552,584.88</u>	<u>\$7,811,683.51</u>
State Tax			
General Revenue Fund	112,371.22	18,631.02	93,740.20
Education Reform	824,055.62	136,627.47	687,428.15
Purse Fund			
<u>Purses</u>			
Thoroughbred	1,076,951.80	168,843.60	908,108.20
Quarterhorse	898,056.17	154,579.19	743,476.98
Paint & Appaloosa	113,845.05	17,175.47	96,669.58
Breeding Development Fund			
<u>Special Account</u>			
Thoroughbred	254,728.19	20,377.68	234,350.51
Quarterhorse	300,455.78	15,719.92	284,735.86
Paint & Appaloosa	19,322.95	1,746.66	17,576.29
<u>Administration</u>			
Thoroughbred	13,658.26	1,940.73	11,717.53
Quarterhorse	12,292.43	1,746.66	10,545.77
Paint & Appaloosa	1,365.84	194.09	1,171.75
<u>Benevolence</u>			
Thoroughbred	6,829.13	970.37	5,858.76
Quarterhorse	6,146.22	873.33	5,272.89
Paint & Appaloosa	682.92	97.04	585.88
<u>Promotions</u>			
Thoroughbred	13,658.26	1,940.73	11,717.53
Quarterhorse	12,292.43	1,746.66	10,545.77
Paint & Appaloosa	1,365.84	194.09	1,171.75
Licensee	\$5,696,190.28	\$1,009,180.17	\$4,687,010.11



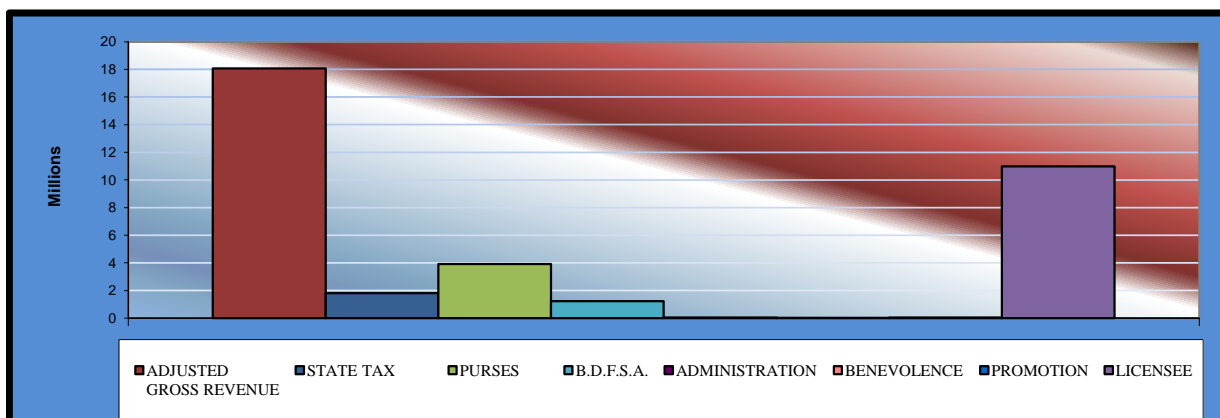
Gaming at Oklahoma Horse Racing Tracks Will Rogers Downs and Remington Park Comparison of Prior Month and Prior Year Month February 2017

	<u>TOTAL</u>	<u>PRIOR MONTH</u>	<u>% CHANGE</u>	<u>PRIOR YEAR</u>	<u>% CHANGE</u>
Gaming Days	56	62	-9.68%	58	-3.45%
Adjusted Gross Revenue	\$9,364,268.39	\$8,696,817.88	7.67%	\$9,979,472.73	-6.16%
State Tax					
General Revenue Fund	112,371.22	104,361.82	7.67%	119,753.67	-6.16%
Education Reform	824,055.62	765,319.97	7.67%	878,193.60	-6.16%
Purse Fund					
<u>Purses</u>					
Thoroughbred	1,076,951.80	999,769.43	7.72%	1,146,915.81	-6.10%
Quarterhorse	898,056.17	735,534.46	22.10%	957,517.08	-6.21%
Paint & Appaloosa	113,845.05	81,726.05	39.30%	128,584.13	-11.46%
<u>Breeding Development Fund</u>					
<u>Special Account</u>					
Thoroughbred	254,728.19	235,624.35	8.11%	269,688.94	-5.55%
Quarterhorse	300,455.78	376,319.96	-20.16%	317,427.19	-5.35%
Paint & Appaloosa	19,322.95	41,813.33	-53.79%	13,076.35	47.77%
<u>Administration</u>					
Thoroughbred	13,658.26	12,670.72	7.79%	14,529.28	-5.99%
Quarterhorse	12,292.43	11,403.64	7.79%	13,076.35	-5.99%
Paint & Appaloosa	1,365.84	1,267.07	7.80%	1,452.93	-5.99%
<u>Benevolence</u>					
Thoroughbred	6,829.13	6,335.35	7.79%	7,264.64	-5.99%
Quarterhorse	6,146.22	5,701.81	7.79%	6,538.17	-5.99%
Paint & Appaloosa	682.92	633.53	7.80%	726.46	-5.99%
<u>Promotions</u>					
Thoroughbred	13,658.26	12,670.71	7.79%	14,529.28	-5.99%
Quarterhorse	12,292.43	11,403.64	7.79%	13,076.35	-5.99%
Paint & Appaloosa	1,365.84	1,267.07	7.80%	1,452.93	-5.99%
Licensee	\$5,696,190.28	\$5,292,994.97	7.62%	\$6,075,669.57	-6.25%



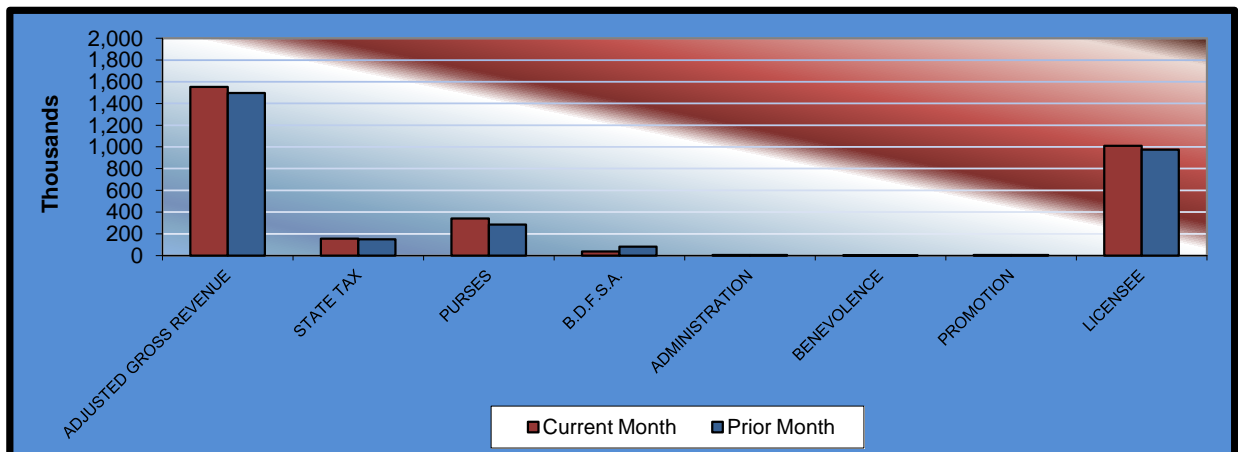
Gaming at Oklahoma Horse Racing Tracks Will Rogers Downs and Remington Park Year to Date Gaming Totals February 2017

	<u>TOTAL</u>	<u>WILL ROGERS DOWNS</u>	<u>REMINGTON PARK</u>
Gaming Days This Year	118	59	59
Adjusted Gross Revenue	<u>\$18,061,086.27</u>	<u>\$3,050,669.65</u>	<u>\$15,010,416.62</u>
State Tax			
General Revenue Fund	216,733.04	36,608.04	180,125.00
Education Reform	1,589,375.59	268,458.93	1,320,916.66
Purse Fund			
<u>Purses</u>			
Thoroughbred	2,076,721.23	331,760.31	1,744,960.92
Quarterhorse	1,633,590.63	263,283.96	1,370,306.67
Paint & Appaloosa	195,571.10	29,253.78	166,317.32
Breeding Development Fund			
<u>Special Account</u>			
Thoroughbred	490,352.54	40,040.04	450,312.50
Quarterhorse	676,775.74	71,336.32	605,439.42
Paint & Appaloosa	61,136.28	7,926.26	53,210.02
<u>Administration</u>			
Thoroughbred	26,328.98	3,813.34	22,515.64
Quarterhorse	23,696.07	3,432.01	20,264.06
Paint & Appaloosa	2,632.91	381.35	2,251.56
<u>Benevolence</u>			
Thoroughbred	13,164.48	1,906.67	11,257.81
Quarterhorse	11,848.03	1,716.00	10,132.03
Paint & Appaloosa	1,316.45	190.67	1,125.78
<u>Promotions</u>			
Thoroughbred	26,328.97	3,813.34	22,515.63
Quarterhorse	23,696.07	3,432.01	20,264.06
Paint & Appaloosa	2,632.91	381.35	2,251.56
Licensee	\$10,989,185.25	\$1,982,935.27	\$9,006,249.98



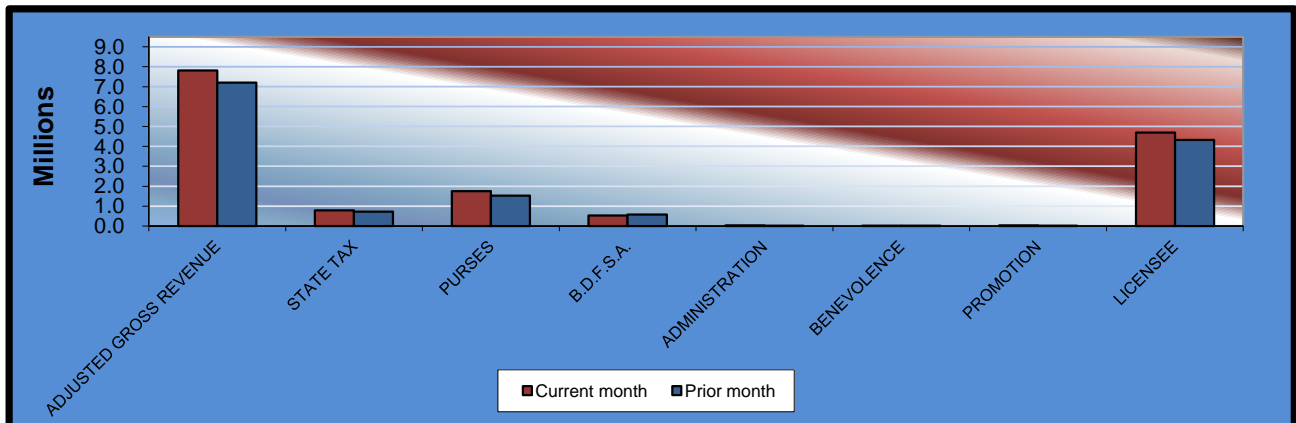
**Gaming at Oklahoma Horse Racing Tracks
Will Rogers Downs and Remington Park
Will Rogers Downs Revenue
February 2017**

<u>Will Rogers Downs</u>	<u>CURRENT MONTH</u>	<u>PRIOR MONTH</u>	<u>% CHANGE</u>	<u>February 2016</u>	<u>% CHANGE</u>
Gaming Days	28	31	-9.68%	29	-3.45%
Adjusted Gross Revenue	\$1,552,584.88	\$1,498,084.77	3.64%	\$1,759,718.55	-11.77%
State Tax					
General Revenue Fund	18,631.02	17,977.02	3.64%	21,116.62	-11.77%
Education Reform	136,627.47	131,831.46	3.64%	154,855.23	-11.77%
Purse Fund					
<u>Purses</u>					
Thoroughbred	168,843.60	162,916.71	3.64%	191,369.39	-11.77%
Quarterhorse	154,579.19	108,704.77	42.20%	175,201.98	-11.77%
Paint & Appaloosa	17,175.47	12,078.31	42.20%	19,466.89	-11.77%
Breeding Development Fund					
<u>Special Account</u>					
Thoroughbred	20,377.68	19,662.36	3.64%	23,096.31	-11.77%
Quarterhorse	15,719.92	55,616.40	-71.74%	17,817.15	-11.77%
Paint & Appaloosa	1,746.66	6,179.60	-71.74%	1,979.68	-11.77%
<u>Administration</u>					
Thoroughbred	1,940.73	1,872.61	3.64%	2,199.65	-11.77%
Quarterhorse	1,746.66	1,685.35	3.64%	1,979.68	-11.77%
Paint & Appaloosa	194.09	187.26	3.65%	219.97	-11.77%
<u>Benevolence</u>					
Thoroughbred	970.37	936.30	3.64%	1,099.82	-11.77%
Quarterhorse	873.33	842.67	3.64%	989.84	-11.77%
Paint & Appaloosa	97.04	93.63	3.64%	109.98	-11.76%
<u>Promotions</u>					
Thoroughbred	1,940.73	1,872.61	3.64%	2,199.65	-11.77%
Quarterhorse	1,746.66	1,685.35	3.64%	1,979.68	-11.77%
Paint & Appaloosa	194.09	187.26	3.65%	219.97	-11.77%
Licensee	\$1,009,180.17	\$973,755.10	3.64%	\$1,143,817.06	-11.77%

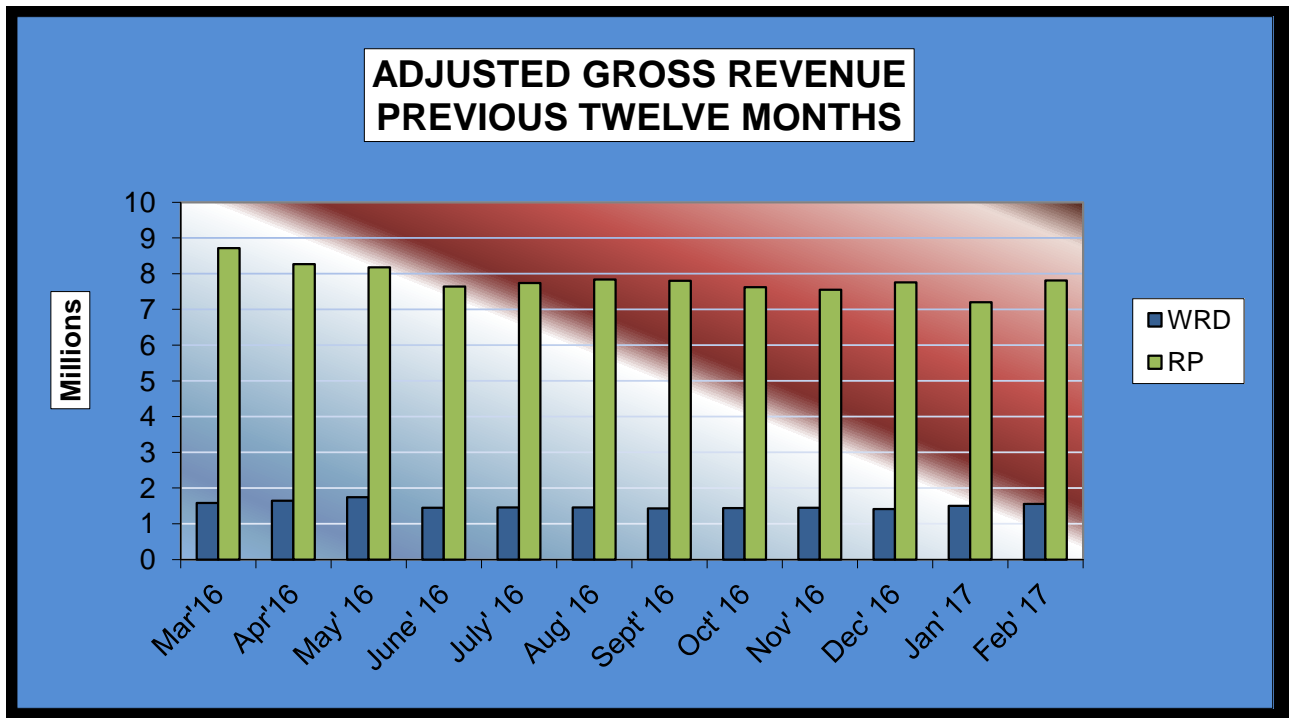


Gaming at Oklahoma Horse Racing Tracks Will Rogers Downs and Remington Park Remington Park Revenue February 2017

<u>Remington Park</u>	<u>CURRENT MONTH</u>	<u>PRIOR MONTH</u>	<u>% CHANGE</u>	<u>February 2016</u>	<u>% CHANGE</u>
Gaming Days	28	31	-9.68%	29	-3.45%
Adjusted Gross Revenue	\$ 7,811,683.51	\$7,198,733.11	8.51%	\$8,219,754.18	-4.96%
State Tax					
General Revenue Fund	93,740.20	86,384.80	8.51%	98,637.05	-4.96%
Education Reform	687,428.15	633,488.51	8.51%	723,338.37	-4.96%
Purse Fund					
<u>Purses</u>					
Thoroughbred	908,108.20	836,852.72	8.51%	955,546.42	-4.96%
Quarterhorse	743,476.98	626,829.69	18.61%	782,315.10	-4.96%
Paint & Appaloosa	96,669.58	69,647.74	38.80%	109,117.24	-11.41%
<u>Breeding Development Fund</u>					
<u>Special Account</u>					
Thoroughbred	234,350.51	215,961.99	8.51%	246,592.63	-4.96%
Quarterhorse	284,735.86	320,703.56	-11.22%	299,610.04	-4.96%
Paint & Appaloosa	17,576.29	35,633.73	-50.68%	11,096.67	58.39%
<u>Administration</u>					
Thoroughbred	11,717.53	10,798.11	8.51%	12,329.63	-4.96%
Quarterhorse	10,545.77	9,718.29	8.51%	11,096.67	-4.96%
Paint & Appaloosa	1,171.75	1,079.81	8.51%	1,232.96	-4.96%
<u>Benevolence</u>					
Thoroughbred	5,858.76	5,399.05	8.51%	6,164.82	-4.96%
Quarterhorse	5,272.89	4,859.14	8.51%	5,548.33	-4.96%
Paint & Appaloosa	585.88	539.90	8.52%	616.48	-4.96%
<u>Promotions</u>					
Thoroughbred	11,717.53	10,798.10	8.51%	12,329.63	-4.96%
Quarterhorse	10,545.77	9,718.29	8.51%	11,096.67	-4.96%
Paint & Appaloosa	1,171.75	1,079.81	8.51%	1,232.96	-4.96%
Licensee	\$ 4,687,010.11	\$4,319,239.87	8.51%	\$4,931,852.51	-4.96%



Gaming at Oklahoma Horse Racing Tracks
Will Rogers Downs and Remington Park
Prior Twelve Month Graph
February 2017





OFFICE OF THE STATE AUDITOR & INSPECTOR
2300 N. LINCOLN BOULEVARD, ROOM 100
OKLAHOMA CITY, OK 73105-4896

WWW.SAI.OK.GOV