



OKLAHOMA HORSE RACING COMMISSION AUDIT REPORT OF GAMING OPERATIONS WILL ROGERS DOWNS AND REMINGTON PARK

Contract Audit

March 2025

Cindy Byrd, CPA
State Auditor & Inspector

**OKLAHOMA HORSE RACING COMMISSION
AUDIT REPORT OF GAMING OPERATIONS
WILL ROGERS DOWNS AND REMINGTON PARK
March 2025**

This publication, issued by the Oklahoma State Auditor and Inspector's Office as authorized by 74 O.S. § 212, has not been printed, but is available on the agency's website (www.sai.ok.gov) and in the Oklahoma Department of Libraries Publications Clearinghouse Digital Collection (<http://digitalprairie.ok.gov/cdm/search/collection/audits/>) pursuant to 65 O.S. § 3-114.



April 14, 2025

**TO THE MEMBERS OF THE OKLAHOMA
HORSE RACING COMMISSION**

Transmitted herewith is the Audit Report of Gaming Operations for Will Rogers Downs and Remington Park for the month of March 2025. The report is the result of our monitoring and data accumulation in accordance with the State Auditor and Inspector's contract with the Oklahoma Horse Racing Commission (OHRC) and Title 3A of the Oklahoma Statutes for Gaming.

The goal of the State Auditor and Inspector is to promote accountability and fiscal integrity in state and local government. Maintaining our independence as we provide this service to the taxpayers of Oklahoma is of utmost importance.

We wish to take this opportunity to express our appreciation for the assistance and cooperation extended to our Office during our engagement.

Sincerely,

A handwritten signature in blue ink that reads "Cindy Byrd".

CINDY BYRD, CPA
OKLAHOMA STATE AUDITOR & INSPECTOR

**OKLAHOMA HORSE RACING COMMISSION
Audit Report of Gaming Operations
Will Rogers Downs and Remington Park
For the Month of March 2025**

TABLE OF CONTENTS

	<u>PAGE</u>
STATE AUDITOR AND INSPECTOR LETTER.....	4
TOTAL GAMING REVENUE.....	5
COMPARISON OF PRIOR MONTH AND PRIOR YEAR.....	6
YEAR TO DATE GAMING TOTALS.....	7
WILL ROGERS DOWNS REVENUE.....	8
REMINGTON PARK REVENUE.....	9
PRIOR TWELVE MONTH GRAPH.....	10



**TO THE MEMBERS OF THE OKLAHOMA
HORSE RACING COMMISSION**

We performed an audit in accordance with the OHRC Gaming Contract and Title 3A of the Oklahoma Statutes for Gaming. The information presented in this report is derived from gaming data obtained from the gaming vendors and licensees located at Will Rogers Downs and Remington Park for the month of March 2025.

Because our procedures do not constitute an audit conducted in accordance with generally accepted auditing standards, we do not express such an opinion on the information. This report relates only to this information and does not extend to any financial statements of the racetracks or racinos.

In planning and performing these procedures, we considered the internal control structure of the gaming departments; however, our procedures were substantially less in scope than the procedures we would have applied if we had been engaged to express an opinion on the internal controls. Accordingly, we do not express an opinion on their internal control structure.

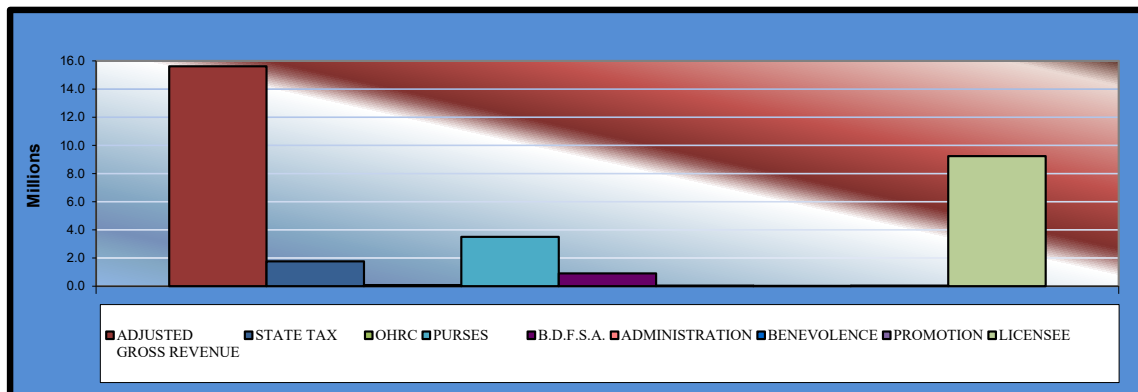
Sincerely,

CINDY BYRD, CPA
OKLAHOMA STATE AUDITOR & INSPECTOR

April 10, 2025

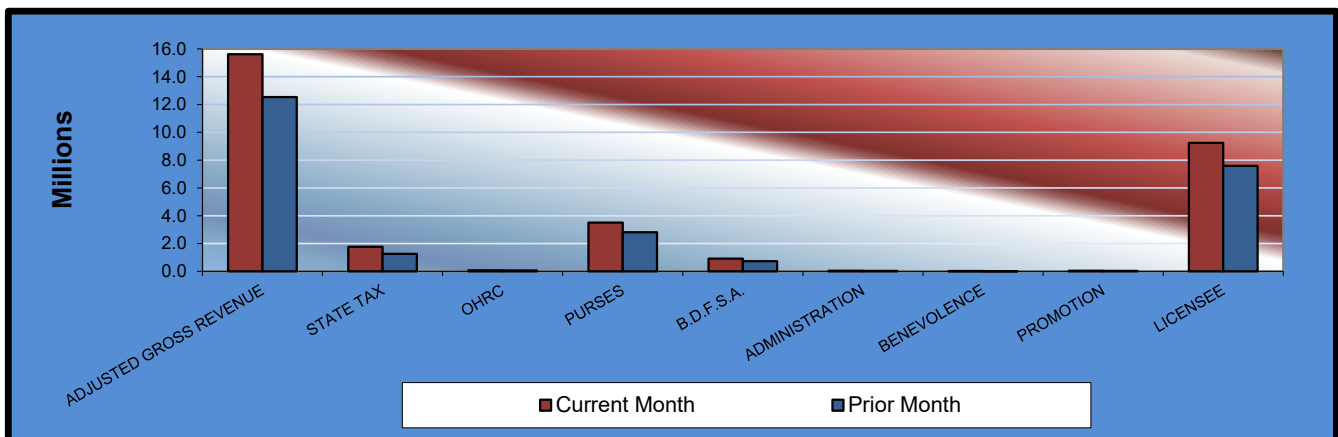
Gaming at Oklahoma Horse Racing Tracks Will Rogers Downs and Remington Park Total Gaming Revenue March 2025

	<u>TOTAL</u>	<u>WILL ROGERS DOWNS</u>	<u>REMINGTON PARK</u>
Gaming Days This Month	62	31	31
Adjusted Gross Revenue	<u>\$15,612,971.06</u>	<u>\$2,358,592.56</u>	<u>\$13,254,378.50</u>
State Tax			
General Revenue Fund	212,104.62	28,303.11	183,801.51
Education Reform	1,555,433.81	207,556.15	1,347,877.66
Oklahoma Horse Racing Commission	78,064.86	11,792.96	66,271.90
Purse Fund			
<u>Purses</u>			
Thoroughbred	1,841,060.95	253,931.97	1,587,128.98
Quarterhorse	1,483,452.20	232,479.11	1,250,973.09
Paint & Appaloosa	178,629.14	25,831.00	152,798.14
<u>Breeding Development Fund</u>			
<u>Special Account</u>			
Thoroughbred	365,817.06	30,646.96	335,170.10
Quarterhorse	502,738.02	23,641.94	479,096.08
Paint & Appaloosa	42,058.66	2,626.88	39,431.78
<u>Administration</u>			
Thoroughbred	22,634.65	2,918.76	19,715.89
Quarterhorse	20,371.18	2,626.88	17,744.30
Paint & Appaloosa	2,263.47	291.88	1,971.59
<u>Benevolence</u>			
Thoroughbred	11,317.32	1,459.38	9,857.94
Quarterhorse	10,185.59	1,313.44	8,872.15
Paint & Appaloosa	1,131.73	145.94	985.79
<u>Promotions</u>			
Thoroughbred	22,634.65	2,918.76	19,715.89
Quarterhorse	20,371.18	2,626.88	17,744.30
Paint & Appaloosa	2,263.47	291.88	1,971.59
Licensee	\$9,240,438.50	\$1,527,188.68	\$7,713,249.82



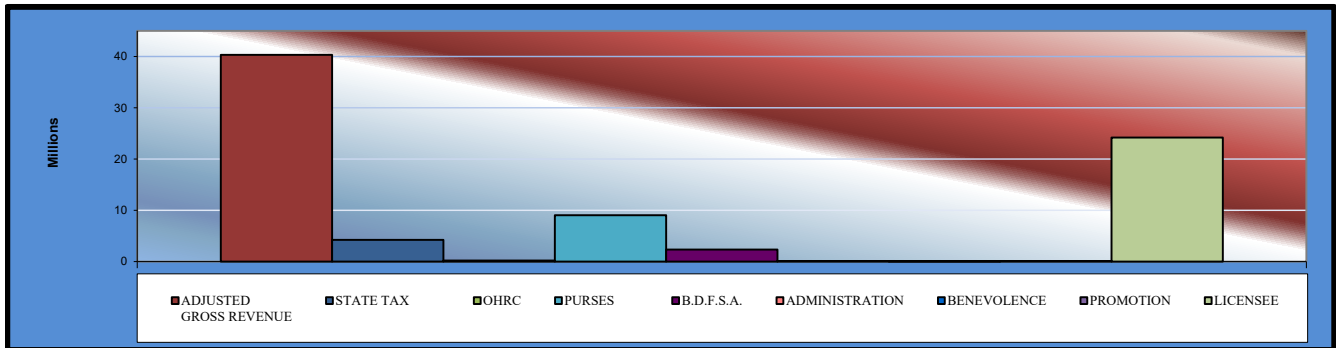
Gaming at Oklahoma Horse Racing Tracks Will Rogers Downs and Remington Park Comparison of Prior Month and Prior Year March 2025

	<u>TOTAL</u>	<u>PRIOR MONTH</u>	<u>% CHANGE</u>	<u>March 2024</u>	<u>% CHANGE</u>
Gaming Days	62	56	10.71%	62	0.00%
Adjusted Gross Revenue	\$15,612,971.06	\$12,537,823.51	24.53%	\$15,147,041.48	3.08%
State Tax					
General Revenue Fund	212,104.62	150,453.88	40.98%	200,941.33	5.56%
Education Reform	1,555,433.81	1,103,328.47	40.98%	1,473,569.79	5.56%
Oklahoma Horse Racing Commission	78,064.86	62,689.09	24.53%	75,735.22	3.08%
Purse Fund					
<u>Purses</u>					
Thoroughbred	1,841,060.95	1,478,903.42	24.49%	1,785,833.14	3.09%
Quarterhorse	1,483,452.20	1,191,110.57	24.54%	1,439,281.38	3.07%
Paint & Appaloosa	178,629.14	143,468.09	24.51%	173,284.76	3.08%
Breeding Development Fund					
<u>Special Account</u>					
Thoroughbred	365,817.06	294,233.24	24.33%	354,609.15	3.16%
Quarterhorse	502,738.02	404,712.42	24.22%	487,116.68	3.21%
Paint & Appaloosa	42,058.66	33,845.58	24.27%	40,759.47	3.19%
<u>Administration</u>					
Thoroughbred	22,634.65	18,186.02	24.46%	21,953.26	3.10%
Quarterhorse	20,371.18	16,367.42	24.46%	19,757.93	3.10%
Paint & Appaloosa	2,263.47	1,818.60	24.46%	2,195.33	3.10%
<u>Benevolence</u>					
Thoroughbred	11,317.32	9,093.01	24.46%	10,976.63	3.10%
Quarterhorse	10,185.59	8,183.71	24.46%	9,878.97	3.10%
Paint & Appaloosa	1,131.73	909.30	24.46%	1,097.66	3.10%
<u>Promotions</u>					
Thoroughbred	22,634.65	18,186.02	24.46%	21,953.26	3.10%
Quarterhorse	20,371.18	16,367.42	24.46%	19,757.93	3.10%
Paint & Appaloosa	2,263.47	1,818.60	24.46%	2,195.33	3.10%
Licensee	\$9,240,438.50	\$7,584,148.65	21.84%	\$9,006,144.26	2.60%



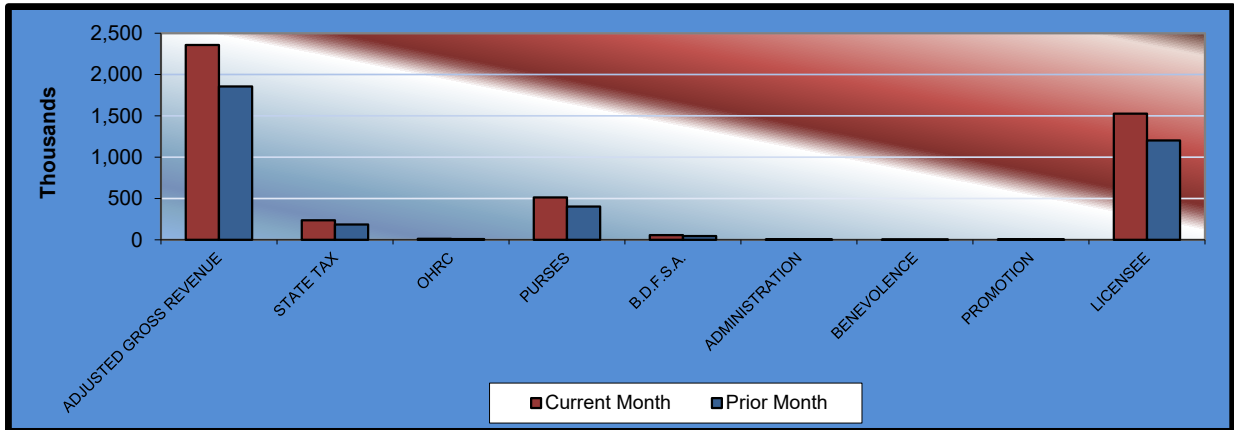
Gaming at Oklahoma Horse Racing Tracks Will Rogers Downs and Remington Park Year to Date Gaming Totals Comparison March 2025

	WILL ROGERS DOWNS	REMINGTON PARK	2025 TOTAL	2024 TOTAL	% CHANGE
Gaming Days This Year	90	90	180	182	-1.10%
Adjusted Gross Revenue	<u>\$6,191,893.53</u>	<u>\$34,124,826.44</u>	<u>\$40,316,719.97</u>	<u>\$39,154,012.54</u>	2.97%
State Tax					
General Revenue Fund	74,302.72	434,246.89	508,549.61	489,024.99	3.99%
Education Reform	544,886.64	3,184,477.08	3,729,363.72	3,586,183.24	3.99%
Oklahoma Horse Racing Commission	30,959.45	170,624.14	201,583.59	195,770.08	2.97%
Purse Fund					
<u>Purses</u>					
Thoroughbred	666,634.73	4,086,234.68	4,752,869.41	4,616,469.74	2.95%
Quarterhorse	610,315.61	3,220,765.08	3,831,080.69	3,720,362.79	2.98%
Paint & Appaloosa	67,812.83	393,395.27	461,208.10	447,939.13	2.96%
Breeding Development Fund					
<u>Special Account</u>					
Thoroughbred	80,455.92	862,931.55	943,387.47	916,862.49	2.89%
Quarterhorse	62,065.99	1,233,484.51	1,295,550.50	1,259,636.19	2.85%
Paint & Appaloosa	6,896.22	101,521.36	108,417.58	105,394.11	2.87%
<u>Administration</u>					
Thoroughbred	7,662.47	50,760.68	58,423.15	56,752.13	2.94%
Quarterhorse	6,896.22	45,684.62	52,580.84	51,076.92	2.94%
Paint & Appaloosa	766.25	5,076.07	5,842.32	5,675.21	2.94%
<u>Benevolence</u>					
Thoroughbred	3,831.24	25,380.34	29,211.58	28,376.06	2.94%
Quarterhorse	3,448.11	22,842.31	26,290.42	25,538.46	2.94%
Paint & Appaloosa	383.13	2,538.03	2,921.16	2,837.60	2.94%
<u>Promotions</u>					
Thoroughbred	7,662.47	50,760.68	58,423.15	56,752.13	2.94%
Quarterhorse	6,896.22	45,684.62	52,580.84	51,076.92	2.94%
Paint & Appaloosa	766.25	5,076.07	5,842.32	5,675.21	2.94%
Licensee	\$4,009,251.06	\$20,183,342.46	24,192,593.52	\$23,532,609.14	2.80%



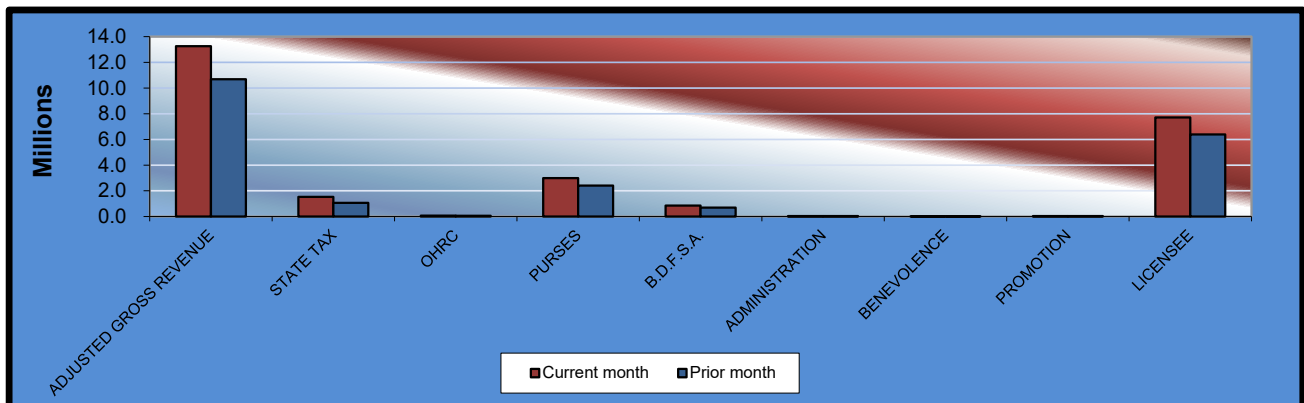
Gaming at Oklahoma Horse Racing Tracks Will Rogers Downs and Remington Park Will Rogers Downs Revenue March 2025

<u>Will Rogers Downs</u>	<u>CURRENT MONTH</u>	<u>PRIOR MONTH</u>	<u>% CHANGE</u>	<u>March 2024</u>	<u>% CHANGE</u>
Gaming Days	31	28	10.71%	31	0.00%
Adjusted Gross Revenue	\$2,358,592.56	\$1,855,981.92	27.08%	\$2,311,879.28	2.02%
State Tax					
General Revenue Fund	28,303.11	22,271.78	27.08%	27,742.55	2.02%
Education Reform	207,556.15	163,326.41	27.08%	203,445.38	2.02%
Oklahoma Horse Racing Commission					
	11,792.96	9,279.89	27.08%	11,559.40	2.02%
Purse Fund					
<u>Purses</u>					
Thoroughbred	253,931.97	199,819.65	27.08%	248,902.70	2.02%
Quarterhorse	232,479.11	182,938.34	27.08%	227,874.70	2.02%
Paint & Appaloosa	25,831.00	20,326.48	27.08%	25,319.40	2.02%
<u>Breeding Development Fund</u>					
<u>Special Account</u>					
Thoroughbred	30,646.96	24,116.17	27.08%	30,039.98	2.02%
Quarterhorse	23,641.94	18,603.90	27.08%	23,173.70	2.02%
Paint & Appaloosa	2,626.88	2,067.10	27.08%	2,574.86	2.02%
<u>Administration</u>					
Thoroughbred	2,918.76	2,296.78	27.08%	2,860.95	2.02%
Quarterhorse	2,626.88	2,067.10	27.08%	2,574.86	2.02%
Paint & Appaloosa	291.88	229.68	27.08%	286.10	2.02%
<u>Benevolence</u>					
Thoroughbred	1,459.38	1,148.39	27.08%	1,430.48	2.02%
Quarterhorse	1,313.44	1,033.55	27.08%	1,287.43	2.02%
Paint & Appaloosa	145.94	114.84	27.08%	143.05	2.02%
<u>Promotions</u>					
Thoroughbred	2,918.76	2,296.78	27.08%	2,860.95	2.02%
Quarterhorse	2,626.88	2,067.10	27.08%	2,574.86	2.02%
Paint & Appaloosa	291.88	229.68	27.08%	286.10	2.02%
Licensee	\$1,527,188.68	\$1,201,748.30	27.08%	\$1,496,941.83	2.02%

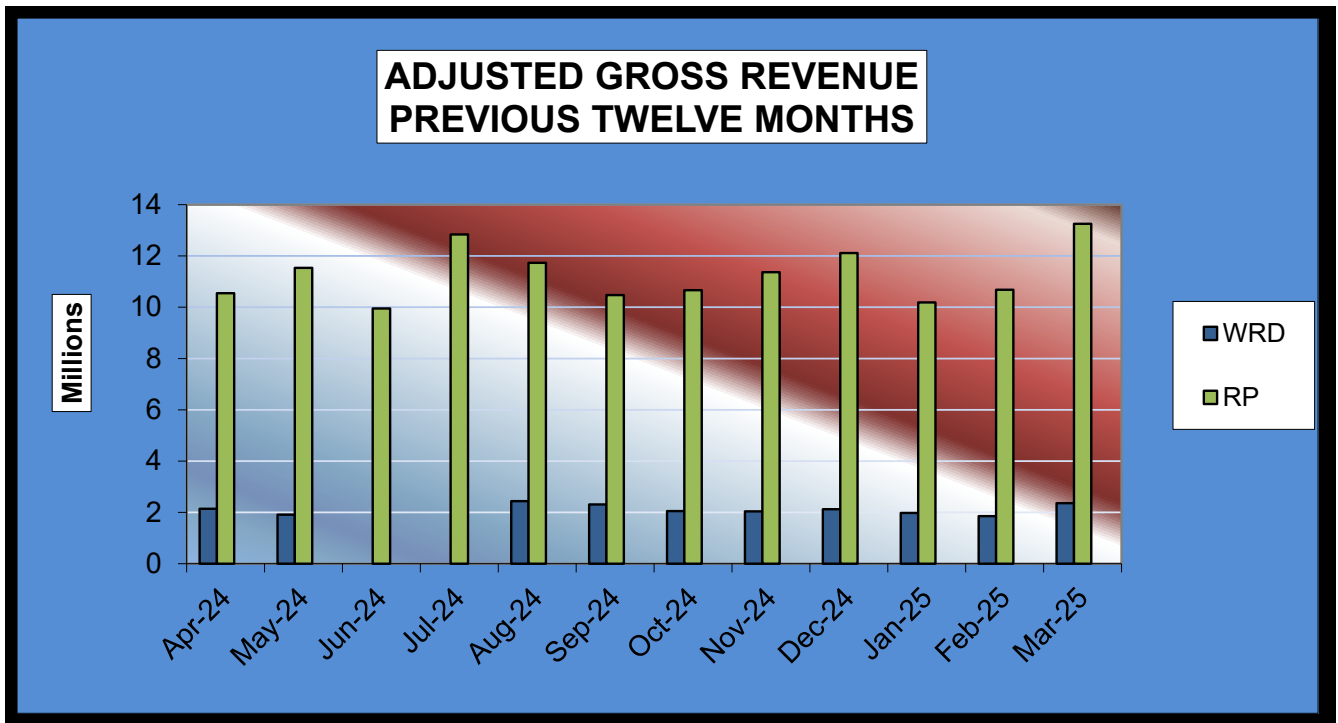


**Gaming at Oklahoma Horse Racing Tracks
Will Rogers Downs and Remington Park
Remington Park Revenue
March 2025**

<u>Remington Park</u>	<u>CURRENT MONTH</u>	<u>PRIOR MONTH</u>	<u>% CHANGE</u>	<u>March 2024</u>	<u>% CHANGE</u>
Gaming Days	31	28	10.71%	31	0.00%
Adjusted Gross Revenue	\$ 13,254,378.50	\$10,681,841.59	24.08%	\$12,835,162.20	3.27%
State Tax					
General Revenue Fund	183,801.51	128,182.10	43.39%	173,198.78	6.12%
Education Reform	1,347,877.66	940,002.06	43.39%	1,270,124.41	6.12%
Oklahoma Horse Racing Commission					
	66,271.90	53,409.20	24.08%	64,175.82	3.27%
Purse Fund					
<u>Purses</u>					
Thoroughbred	1,587,128.98	1,279,083.77	24.08%	1,536,930.44	3.27%
Quarterhorse	1,250,973.09	1,008,172.23	24.08%	1,211,406.68	3.27%
Paint & Appaloosa	152,798.14	123,141.61	24.08%	147,965.36	3.27%
<u>Breeding Development Fund</u>					
<u>Special Account</u>					
Thoroughbred	335,170.10	270,117.07	24.08%	324,569.17	3.27%
Quarterhorse	479,096.08	386,108.52	24.08%	463,942.98	3.27%
Paint & Appaloosa	39,431.78	31,778.48	24.08%	38,184.61	3.27%
<u>Administration</u>					
Thoroughbred	19,715.89	15,889.24	24.08%	19,092.31	3.27%
Quarterhorse	17,744.30	14,300.32	24.08%	17,183.07	3.27%
Paint & Appaloosa	1,971.59	1,588.92	24.08%	1,909.23	3.27%
<u>Benevolence</u>					
Thoroughbred	9,857.94	7,944.62	24.08%	9,546.15	3.27%
Quarterhorse	8,872.15	7,150.16	24.08%	8,591.54	3.27%
Paint & Appaloosa	985.79	794.46	24.08%	954.61	3.27%
<u>Promotions</u>					
Thoroughbred	19,715.89	15,889.24	24.08%	19,092.31	3.27%
Quarterhorse	17,744.30	14,300.32	24.08%	17,183.07	3.27%
Paint & Appaloosa	1,971.59	1,588.92	24.08%	1,909.23	3.27%
Licensee	\$7,713,249.82	\$6,382,400.35	20.85%	\$7,509,202.43	2.72%



Gaming at Oklahoma Horse Racing Tracks
Will Rogers Downs and Remington Park
Prior Twelve Month Graph
March 2025



O·K·L·A·H·O·M·A
S·A·I
STATE AUDITOR & INSPECTOR



Cindy Byrd, CPA | State Auditor & Inspector

2300 N. Lincoln Blvd., Room 123, Oklahoma City, OK 73105 | 405.521.3495 | www.sai.ok.gov