



OKLAHOMA HORSE RACING COMMISSION AUDIT REPORT OF GAMING OPERATIONS WILL ROGERS DOWNS AND REMINGTON PARK

Contract Audit

December 2023

Cindy Byrd, CPA
State Auditor & Inspector

**OKLAHOMA HORSE RACING COMMISSION
AUDIT REPORT OF GAMING OPERATIONS
WILL ROGERS DOWNS AND REMINGTON PARK
DECEMBER 2023**

This publication, issued by the Oklahoma State Auditor and Inspector's Office as authorized by 74 O.S. § 212, has not been printed, but is available on the agency's website (www.sai.ok.gov) and in the Oklahoma Department of Libraries Publications Clearinghouse Digital Collection (<http://digitalprairie.ok.gov/cdm/search/collection/audits/>) pursuant to 65 O.S. § 3-114.



OKLAHOMA
Office of the State Auditor & Inspector

Cindy Byrd, CPA | State Auditor & Inspector

2300 N. Lincoln Blvd., Room 123, Oklahoma City, OK 73105 | 405.521.3495 | www.sai.ok.gov

January 12, 2024

**TO THE MEMBERS OF THE OKLAHOMA
HORSE RACING COMMISSION**

Transmitted herewith is the Audit Report of Gaming Operations for Will Rogers Downs and Remington Park for the month of December 2023. The report is the result of our monitoring and data accumulation in accordance with the State Auditor and Inspector's contract with the Oklahoma Horse Racing Commission (OHRC) and Title 3A of the Oklahoma Statutes for Gaming.

The goal of the State Auditor and Inspector is to promote accountability and fiscal integrity in state and local government. Maintaining our independence as we provide this service to the taxpayers of Oklahoma is of utmost importance.

We wish to take this opportunity to express our appreciation for the assistance and cooperation extended to our Office during our engagement.

Sincerely,

A handwritten signature in blue ink that reads "Cindy Byrd".

CINDY BYRD, CPA
OKLAHOMA STATE AUDITOR & INSPECTOR

**OKLAHOMA HORSE RACING COMMISSION
Audit Report of Gaming Operations
Will Rogers Downs and Remington Park
For the Month of December 2023**

TABLE OF CONTENTS

	<u>PAGE</u>
STATE AUDITOR AND INSPECTOR LETTER.....	4
TOTAL GAMING REVENUE.....	5
COMPARISON OF PRIOR MONTH AND PRIOR YEAR.....	6
YEAR TO DATE GAMING TOTALS.....	7
WILL ROGERS DOWNS REVENUE.....	8
REMINGTON PARK REVENUE.....	9
PRIOR TWELVE MONTH GRAPH.....	10



**TO THE MEMBERS OF THE OKLAHOMA
HORSE RACING COMMISSION**

We performed an audit in accordance with the OHRC Gaming Contract and Title 3A of the Oklahoma Statutes for Gaming. The information presented in this report is derived from gaming data obtained from the gaming vendors and licensees located at Will Rogers Downs and Remington Park for the month of December 2023.

Because our procedures do not constitute an audit conducted in accordance with generally accepted auditing standards, we do not express such an opinion on the information. This report relates only to this information and does not extend to any financial statements of the racetracks or racinos.

In planning and performing these procedures, we considered the internal control structure of the gaming departments; however, our procedures were substantially less in scope than the procedures we would have applied if we had been engaged to express an opinion on the internal controls. Accordingly, we do not express an opinion on their internal control structure.

Sincerely,

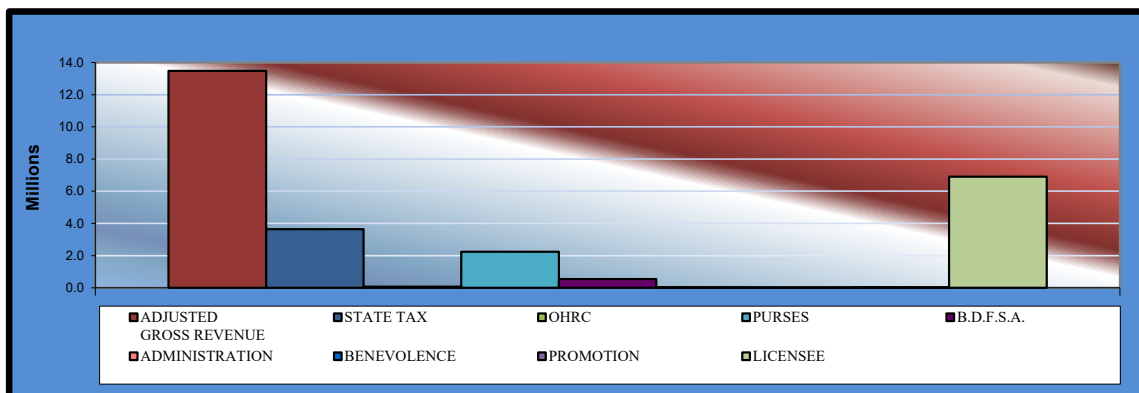
A handwritten signature in blue ink that reads "Cindy Byrd".

CINDY BYRD, CPA
OKLAHOMA STATE AUDITOR & INSPECTOR

January 12, 2024

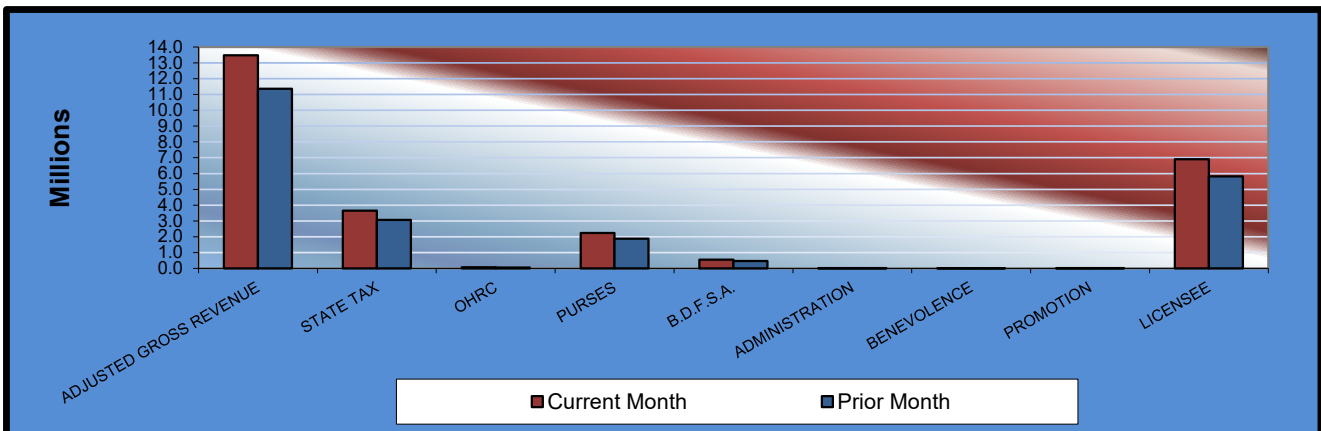
Gaming at Oklahoma Horse Racing Tracks Will Rogers Downs and Remington Park Total Gaming Revenue December 2023

	<u>TOTAL</u>	<u>WILL ROGERS DOWNS</u>	<u>REMINGTON PARK</u>
Gaming Days This Month	62	31	31
Adjusted Gross Revenue	<u>\$13,473,251.00</u>	<u>\$1,984,452.25</u>	<u>\$11,488,798.75</u>
State Tax			
General Revenue Fund	437,410.17	23,813.42	413,596.75
Education Reform	3,207,674.67	174,631.80	3,033,042.87
Oklahoma Horse Racing Commission	67,366.26	9,922.26	57,444.00
Purse Fund			
<u>Purses</u>			
Thoroughbred	1,170,100.64	256,812.94	913,287.70
Quarterhorse	954,968.89	235,116.66	719,852.23
Paint & Appaloosa	114,049.28	26,124.07	87,925.21
Breeding Development Fund			
<u>Special Account</u>			
Thoroughbred	223,862.87	30,994.66	192,868.21
Quarterhorse	299,598.26	23,910.17	275,688.09
Paint & Appaloosa	25,347.07	2,656.69	22,690.38
<u>Administration</u>			
Thoroughbred	14,297.06	2,951.87	11,345.19
Quarterhorse	12,867.36	2,656.69	10,210.67
Paint & Appaloosa	1,429.71	295.19	1,134.52
<u>Benevolence</u>			
Thoroughbred	7,148.53	1,475.94	5,672.59
Quarterhorse	6,433.67	1,328.34	5,105.33
Paint & Appaloosa	714.85	147.59	567.26
<u>Promotions</u>			
Thoroughbred	14,297.06	2,951.87	11,345.19
Quarterhorse	12,867.36	2,656.69	10,210.67
Paint & Appaloosa	1,429.71	295.19	1,134.52
Licensee	\$6,901,387.58	\$1,185,710.21	\$5,715,677.37



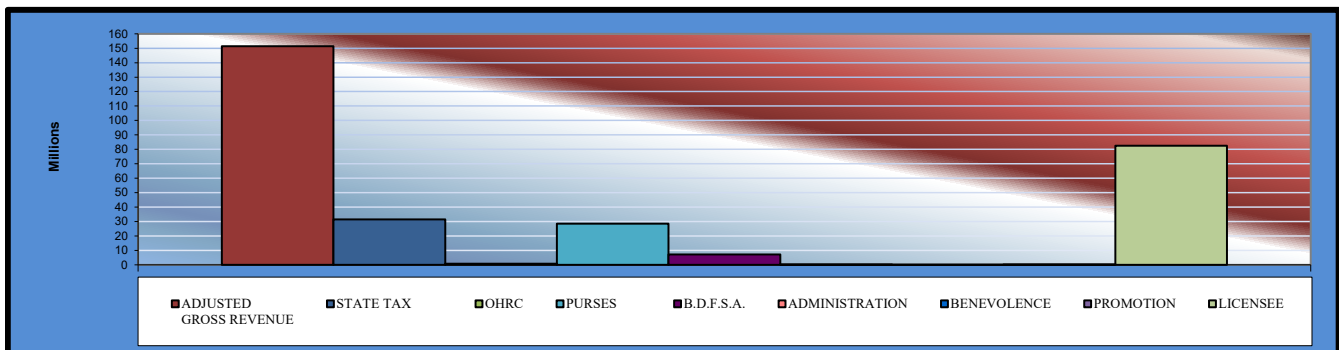
Gaming at Oklahoma Horse Racing Tracks Will Rogers Downs and Remington Park Comparison of Prior Month and Prior Year December 2023

	<u>TOTAL</u>	<u>PRIOR MONTH</u>	<u>% CHANGE</u>	<u>December 2022</u>	<u>% CHANGE</u>
Gaming Days	62	60	3.33%	62	0.00%
Adjusted Gross Revenue	\$13,473,251.00	\$11,356,996.55	18.63%	\$11,941,900.59	12.82%
State Tax					
General Revenue Fund	437,410.17	368,731.15	18.63%	389,914.48	12.18%
Education Reform	3,207,674.67	2,704,028.44	18.63%	2,859,372.85	12.18%
Oklahoma Horse Racing Commission	67,366.26	56,784.98	18.63%	59,709.52	12.82%
Purse Fund					
<u>Purses</u>					
Thoroughbred	1,170,100.64	986,259.27	18.64%	1,032,491.77	13.33%
Quarterhorse	954,968.89	804,912.22	18.64%	841,265.58	13.52%
Paint & Appaloosa	114,049.28	96,129.67	18.64%	100,576.89	13.40%
<u>Breeding Development Fund</u>					
<u>Special Account</u>					
Thoroughbred	223,862.87	188,701.79	18.63%	198,527.04	12.76%
Quarterhorse	299,598.26	252,552.73	18.63%	266,651.35	12.36%
Paint & Appaloosa	25,347.07	21,366.45	18.63%	22,525.00	12.53%
<u>Administration</u>					
Thoroughbred	14,297.06	12,050.88	18.64%	12,625.83	13.24%
Quarterhorse	12,867.36	10,845.79	18.64%	11,363.25	13.24%
Paint & Appaloosa	1,429.71	1,205.08	18.64%	1,262.58	13.24%
<u>Benevolence</u>					
Thoroughbred	7,148.53	6,025.44	18.64%	6,312.92	13.24%
Quarterhorse	6,433.67	5,422.90	18.64%	5,681.63	13.24%
Paint & Appaloosa	714.85	602.54	18.64%	631.29	13.24%
<u>Promotions</u>					
Thoroughbred	14,297.06	12,050.88	18.64%	12,625.83	13.24%
Quarterhorse	12,867.36	10,845.79	18.64%	11,363.25	13.24%
Paint & Appaloosa	1,429.71	1,205.08	18.64%	1,262.58	13.24%
Licensee	\$6,901,387.58	\$5,817,275.47	18.64%	\$6,107,736.95	12.99%



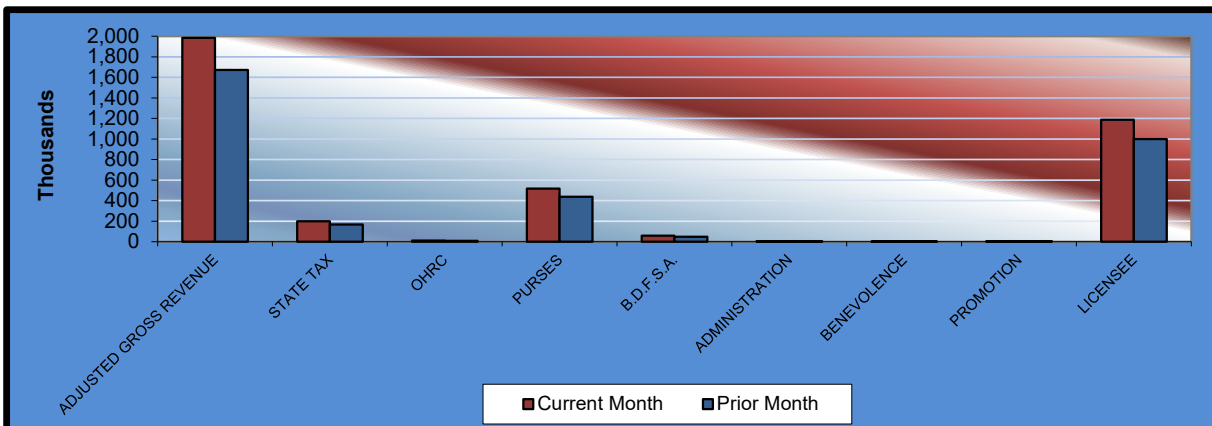
Gaming at Oklahoma Horse Racing Tracks Will Rogers Downs and Remington Park Year to Date Gaming Totals Comparison December 2023

	WILL ROGERS DOWNS	REMINGTON PARK	2023 TOTAL	2022 TOTAL	% CHANGE
Gaming Days This Year	365	365	730	730	0.00%
Adjusted Gross Revenue	\$22,185,654.67	\$129,239,677.51	\$151,425,332.18	\$150,865,060.87	0.37%
State Tax					
General Revenue Fund	266,227.83	3,512,628.39	3,778,856.22	3,773,305.52	0.15%
Education Reform	1,952,337.62	25,759,274.85	27,711,612.47	27,670,907.46	0.15%
Oklahoma Horse Racing Commission	110,928.26	646,198.40	757,126.66	754,325.32	0.37%
Purse Fund					
<u>Purses</u>					
Thoroughbred	2,653,601.09	12,286,246.63	14,939,847.72	14,864,867.89	0.50%
Quarterhorse	2,429,417.55	9,684,004.33	12,113,421.88	12,044,282.04	0.57%
Paint & Appaloosa	269,935.31	1,182,837.44	1,452,772.75	1,445,124.31	0.53%
<u>Breeding Development Fund</u>					
<u>Special Account</u>					
Thoroughbred	320,262.18	2,594,611.09	2,914,873.27	2,906,175.43	0.30%
Quarterhorse	247,059.40	3,708,767.61	3,955,827.01	3,949,656.93	0.16%
Paint & Appaloosa	27,451.03	305,248.36	332,699.39	331,980.07	0.22%
<u>Administration</u>					
Thoroughbred	30,501.17	152,624.19	183,125.36	182,267.11	0.47%
Quarterhorse	27,451.03	137,361.76	164,812.79	164,040.41	0.47%
Paint & Appaloosa	3,050.11	15,262.40	18,312.51	18,226.70	0.47%
<u>Benevolence</u>					
Thoroughbred	15,250.56	76,312.09	91,562.65	91,133.55	0.47%
Quarterhorse	13,725.51	68,680.88	82,406.39	82,020.21	0.47%
Paint & Appaloosa	1,525.06	7,631.21	9,156.27	9,113.35	0.47%
<u>Promotions</u>					
Thoroughbred	30,501.17	152,624.19	183,125.36	182,267.11	0.47%
Quarterhorse	27,451.03	137,361.76	164,812.79	164,040.41	0.47%
Paint & Appaloosa	3,050.11	15,262.40	18,312.51	18,226.70	0.47%
Licensee	\$13,755,928.65	\$68,796,739.53	\$82,552,668.18	\$82,213,100.35	0.41%



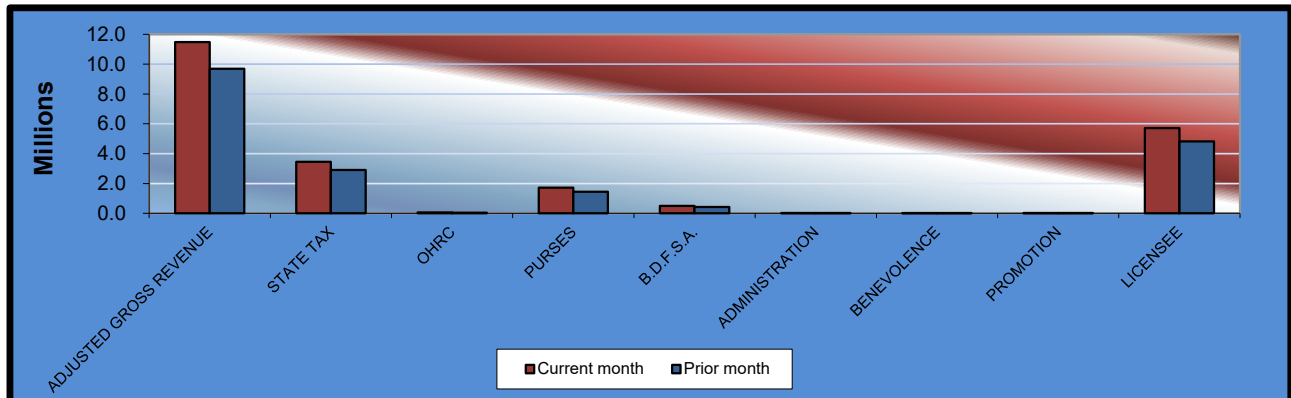
**Gaming at Oklahoma Horse Racing Tracks
Will Rogers Downs and Remington Park
Will Rogers Downs Revenue
December 2023**

<u>Will Rogers Downs</u>	<u>CURRENT MONTH</u>	<u>PRIOR MONTH</u>	<u>% CHANGE</u>	<u>December 2022</u>	<u>% CHANGE</u>
Gaming Days	31	30	3.33%	31	0.00%
Adjusted Gross Revenue	\$1,984,452.25	\$1,671,696.87	18.71%	\$1,666,414.25	19.09%
State Tax					
General Revenue Fund	23,813.42	20,060.36	18.71%	19,996.97	19.09%
Education Reform	174,631.80	147,109.33	18.71%	146,644.46	19.09%
Oklahoma Horse Racing Commission					
	9,922.26	8,358.48	18.71%	8,332.08	19.09%
Purse Fund					
<u>Purses</u>					
Thoroughbred	256,812.94	216,338.47	18.71%	215,654.83	19.09%
Quarterhorse	235,116.66	198,061.61	18.71%	197,435.72	19.09%
Paint & Appaloosa	26,124.07	22,006.86	18.71%	21,937.30	19.09%
<u>Breeding Development Fund</u>					
<u>Special Account</u>					
Thoroughbred	30,994.66	26,109.82	18.71%	26,027.31	19.09%
Quarterhorse	23,910.17	20,141.86	18.71%	20,078.21	19.09%
Paint & Appaloosa	2,656.69	2,237.98	18.71%	2,230.91	19.09%
<u>Administration</u>					
Thoroughbred	2,951.87	2,486.65	18.71%	2,478.79	19.09%
Quarterhorse	2,656.69	2,237.98	18.71%	2,230.91	19.09%
Paint & Appaloosa	295.19	248.66	18.71%	247.88	19.09%
<u>Benevolence</u>					
Thoroughbred	1,475.94	1,243.32	18.71%	1,239.40	19.09%
Quarterhorse	1,328.34	1,118.99	18.71%	1,115.46	19.08%
Paint & Appaloosa	147.59	124.33	18.71%	123.94	19.08%
<u>Promotions</u>					
Thoroughbred	2,951.87	2,486.65	18.71%	2,478.79	19.09%
Quarterhorse	2,656.69	2,237.98	18.71%	2,230.91	19.09%
Paint & Appaloosa	295.19	248.66	18.71%	247.88	19.09%
Licensee	\$1,185,710.21	\$998,838.88	18.71%	\$995,682.50	19.09%

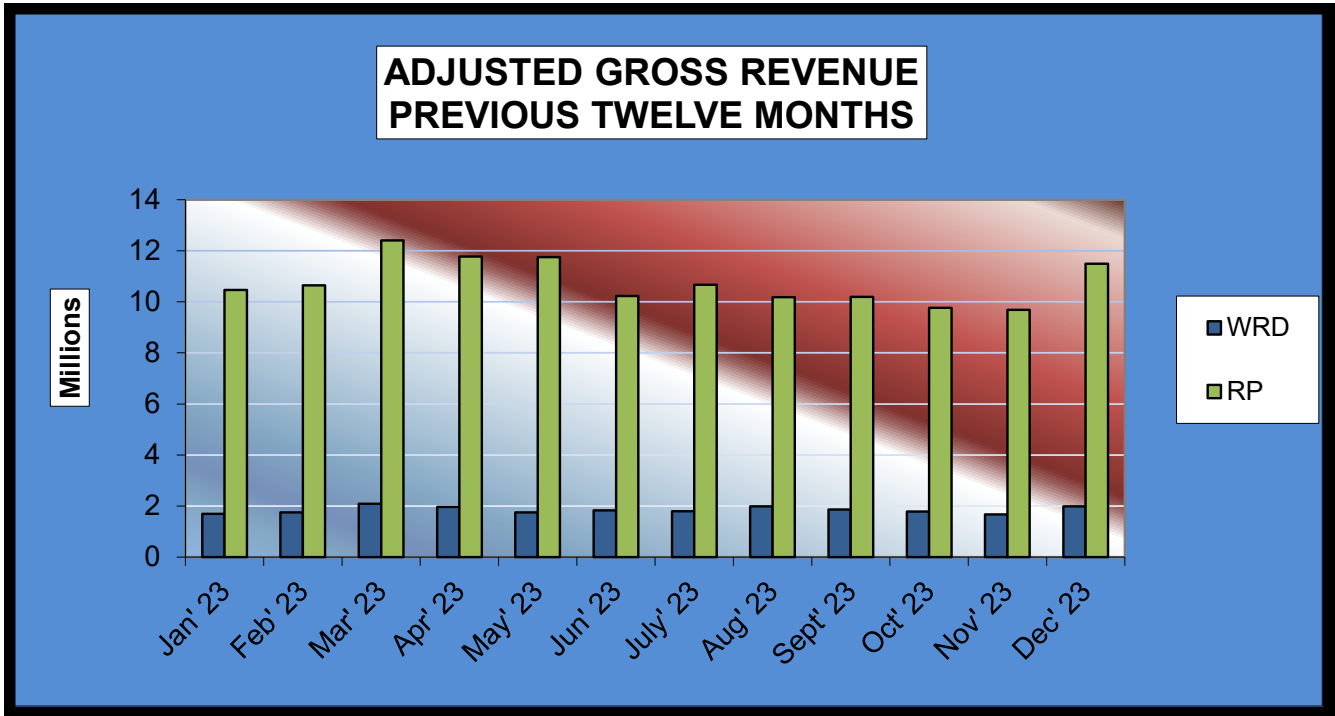


**Gaming at Oklahoma Horse Racing Tracks
Will Rogers Downs and Remington Park
Remington Park Revenue
December 2023**

Remington Park	CURRENT MONTH	PRIOR MONTH	% CHANGE	December 2022	% CHANGE
Gaming Days	31	30	3.33%	31	0.00%
Adjusted Gross Revenue	\$11,488,798.75	\$9,685,299.68	18.62%	\$10,275,486.34	11.81%
State Tax					
General Revenue Fund	413,596.75	348,670.79	18.62%	369,917.51	11.81%
Education Reform	3,033,042.87	2,556,919.11	18.62%	2,712,728.39	11.81%
Oklahoma Horse Racing Commission	57,444.00	48,426.50	18.62%	51,377.44	11.81%
Purse Fund					
<u>Purses</u>					
Thoroughbred	913,287.70	769,920.80	18.62%	816,836.94	11.81%
Quarterhorse	719,852.23	606,850.61	18.62%	643,829.86	11.81%
Paint & Appaloosa	87,925.21	74,122.81	18.62%	78,639.59	11.81%
Breeding Development Fund					
<u>Special Account</u>					
Thoroughbred	192,868.21	162,591.97	18.62%	172,499.73	11.81%
Quarterhorse	275,688.09	232,410.87	18.62%	246,573.14	11.81%
Paint & Appaloosa	22,690.38	19,128.47	18.62%	20,294.09	11.81%
<u>Administration</u>					
Thoroughbred	11,345.19	9,564.23	18.62%	10,147.04	11.81%
Quarterhorse	10,210.67	8,607.81	18.62%	9,132.34	11.81%
Paint & Appaloosa	1,134.52	956.42	18.62%	1,014.70	11.81%
<u>Benevolence</u>					
Thoroughbred	5,672.59	4,782.12	18.62%	5,073.52	11.81%
Quarterhorse	5,105.33	4,303.91	18.62%	4,566.17	11.81%
Paint & Appaloosa	567.26	478.21	18.62%	507.35	11.81%
<u>Promotions</u>					
Thoroughbred	11,345.19	9,564.23	18.62%	10,147.04	11.81%
Quarterhorse	10,210.67	8,607.81	18.62%	9,132.34	11.81%
Paint & Appaloosa	1,134.52	956.42	18.62%	1,014.70	11.81%
Licensee	\$5,715,677.37	\$4,818,436.59	18.62%	\$5,112,054.45	11.81%



Gaming at Oklahoma Horse Racing Tracks
Will Rogers Downs and Remington Park
Prior Twelve Month Graph
December 2023



O·K·L·A·H·O·M·A
S·A·I
STATE AUDITOR & INSPECTOR



Cindy Byrd, CPA | State Auditor & Inspector

2300 N. Lincoln Blvd., Room 123, Oklahoma City, OK 73105 | 405.521.3495 | www.sai.ok.gov