



OKLAHOMA HORSE RACING COMMISSION AUDIT REPORT OF GAMING OPERATIONS WILL ROGERS DOWNS AND REMINGTON PARK

Contract Audit

February 2023

Cindy Byrd, CPA
State Auditor & Inspector

**OKLAHOMA HORSE RACING COMMISSION
AUDIT REPORT OF GAMING OPERATIONS
WILL ROGERS DOWNS AND REMINGTON PARK
FEBRUARY 2023**

This publication, issued by the Oklahoma State Auditor and Inspector's Office as authorized by 74 O.S. § 212, has not been printed, but is available on the agency's website (www.sai.ok.gov) and in the Oklahoma Department of Libraries Publications Clearinghouse Digital Collection (<http://digitalprairie.ok.gov/cdm/search/collection/audits/>) pursuant to 65 O.S. § 3-114.



March 15, 2023

**TO THE MEMBERS OF THE OKLAHOMA
HORSE RACING COMMISSION**

Transmitted herewith is the Audit Report of Gaming Operations for Will Rogers Downs and Remington Park for the month of February 2023. The report is the result of our monitoring and data accumulation in accordance with the State Auditor and Inspector's contract with the Oklahoma Horse Racing Commission (OHRC) and Title 3A of the Oklahoma Statutes for Gaming.

The goal of the State Auditor and Inspector is to promote accountability and fiscal integrity in state and local government. Maintaining our independence as we provide this service to the taxpayers of Oklahoma is of utmost importance.

We wish to take this opportunity to express our appreciation for the assistance and cooperation extended to our Office during our engagement.

Sincerely,

A handwritten signature in blue ink that reads "Cindy Byrd".

CINDY BYRD, CPA
OKLAHOMA STATE AUDITOR & INSPECTOR

**OKLAHOMA HORSE RACING COMMISSION
Audit Report of Gaming Operations
Will Rogers Downs and Remington Park
For the Month of February 2023**

TABLE OF CONTENTS

	<u>PAGE</u>
STATE AUDITOR AND INSPECTOR LETTER.....	4
TOTAL GAMING REVENUE.....	5
COMPARISON OF PRIOR MONTH AND PRIOR YEAR.....	6
YEAR TO DATE GAMING TOTALS.....	7
WILL ROGERS DOWNS REVENUE.....	8
REMINGTON PARK REVENUE.....	9
PRIOR TWELVE MONTH GRAPH.....	10



**TO THE MEMBERS OF THE OKLAHOMA
HORSE RACING COMMISSION**

We performed an audit in accordance with the OHRC Gaming Contract and Title 3A of the Oklahoma Statutes for Gaming. The information presented in this report is derived from gaming data obtained from the gaming vendors and licensees located at Will Rogers Downs and Remington Park for the month of February 2023.

Because our procedures do not constitute an audit conducted in accordance with generally accepted auditing standards, we do not express such an opinion on the information. This report relates only to this information and does not extend to any financial statements of the racetracks or racinos.

In planning and performing these procedures, we considered the internal control structure of the gaming departments; however, our procedures were substantially less in scope than the procedures we would have applied if we had been engaged to express an opinion on the internal controls. Accordingly, we do not express an opinion on their internal control structure.

Sincerely,

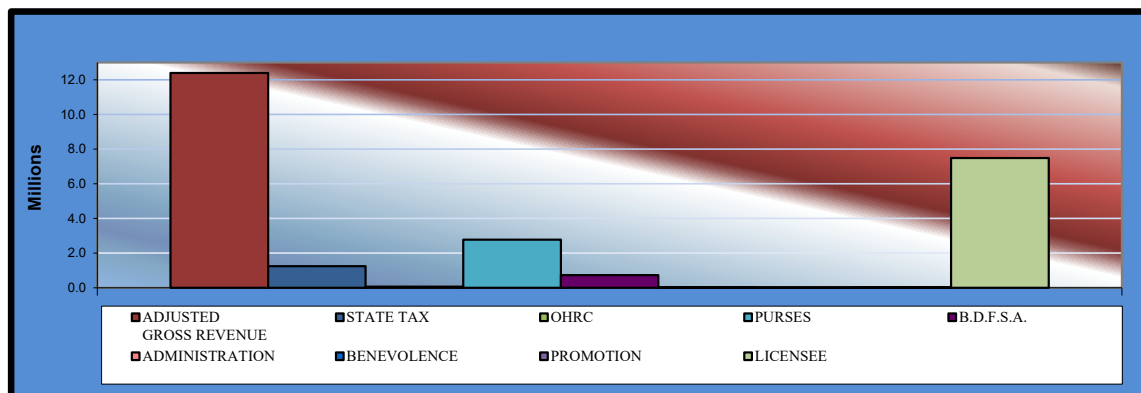
A handwritten signature in blue ink that reads "Cindy Byrd".

CINDY BYRD, CPA
OKLAHOMA STATE AUDITOR & INSPECTOR

March 15, 2023

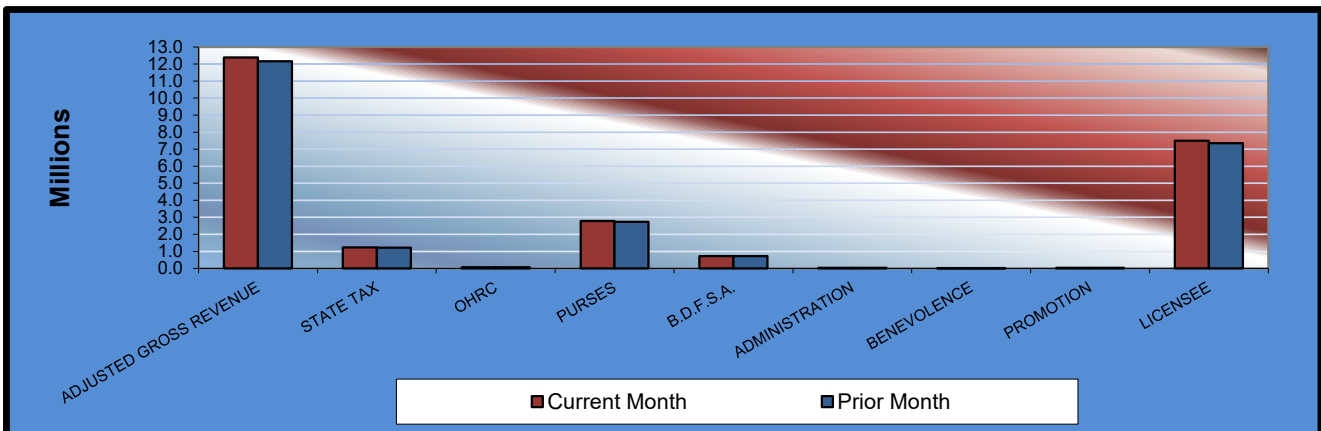
Gaming at Oklahoma Horse Racing Tracks Will Rogers Downs and Remington Park Total Gaming Revenue February 2023

	<u>TOTAL</u>	<u>WILL ROGERS DOWNS</u>	<u>REMINGTON PARK</u>
Gaming Days This Month	56	28	28
Adjusted Gross Revenue	<u>\$12,393,347.43</u>	<u>\$1,750,844.04</u>	<u>\$10,642,503.39</u>
State Tax			
General Revenue Fund	148,720.17	21,010.13	127,710.04
Education Reform	1,090,614.57	154,074.27	936,540.30
Oklahoma Horse Racing Commission	61,966.74	8,754.22	53,212.52
Purse Fund			
<u>Purses</u>			
Thoroughbred	1,462,873.53	188,500.25	1,274,373.28
Quarterhorse	1,177,034.66	172,575.24	1,004,459.42
Paint & Appaloosa	141,863.14	19,175.03	122,688.11
<u>Breeding Development Fund</u>			
<u>Special Account</u>			
Thoroughbred	291,872.33	22,750.03	269,122.30
Quarterhorse	402,236.60	17,550.01	384,686.59
Paint & Appaloosa	33,611.45	1,950.00	31,661.45
<u>Administration</u>			
Thoroughbred	17,997.39	2,166.67	15,830.72
Quarterhorse	16,197.65	1,950.00	14,247.65
Paint & Appaloosa	1,799.74	216.67	1,583.07
<u>Benevolence</u>			
Thoroughbred	8,998.69	1,083.33	7,915.36
Quarterhorse	8,098.83	975.00	7,123.83
Paint & Appaloosa	899.87	108.33	791.54
<u>Promotions</u>			
Thoroughbred	17,997.39	2,166.67	15,830.72
Quarterhorse	16,197.65	1,950.00	14,247.65
Paint & Appaloosa	1,799.74	216.67	1,583.07
Licensee	\$7,492,567.29	\$1,133,671.52	\$6,358,895.77



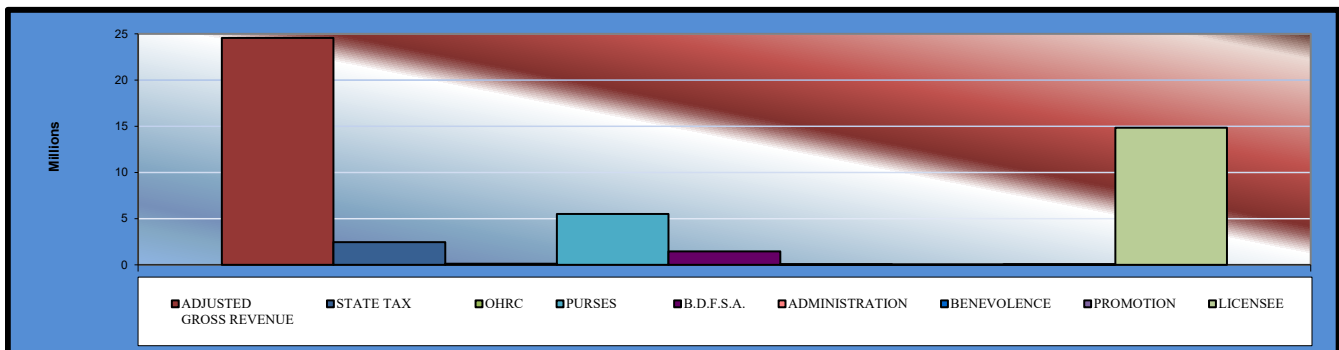
Gaming at Oklahoma Horse Racing Tracks Will Rogers Downs and Remington Park Comparison of Prior Month and Prior Year February 2023

	<u>TOTAL</u>	<u>PRIOR MONTH</u>	<u>% CHANGE</u>	<u>February 2022</u>	<u>% CHANGE</u>
Gaming Days	56	62	-9.68%	56	0.00%
Adjusted Gross Revenue	\$12,393,347.43	\$12,157,164.91	1.94%	\$11,183,326.22	10.82%
State Tax					
General Revenue Fund	148,720.17	145,885.97	1.94%	134,199.91	10.82%
Education Reform	1,090,614.57	1,069,830.51	1.94%	984,132.71	10.82%
Oklahoma Horse Racing Commission					
	61,966.74	60,785.84	1.94%	55,916.64	10.82%
Purse Fund					
<u>Purses</u>					
Thoroughbred	1,462,873.53	1,435,235.74	1.93%	1,319,288.46	10.88%
Quarterhorse	1,177,034.66	1,154,520.36	1.95%	1,062,377.67	10.79%
Paint & Appaloosa	141,863.14	139,171.11	1.93%	127,976.23	10.85%
<u>Breeding Development Fund</u>					
<u>Special Account</u>					
Thoroughbred	291,872.33	286,554.80	1.86%	262,604.37	11.15%
Quarterhorse	402,236.60	395,091.13	1.81%	361,325.89	11.32%
Paint & Appaloosa	33,611.45	33,007.96	1.83%	30,213.06	11.25%
<u>Administration</u>					
Thoroughbred	17,997.39	17,659.39	1.91%	16,224.55	10.93%
Quarterhorse	16,197.65	15,893.45	1.91%	14,602.09	10.93%
Paint & Appaloosa	1,799.74	1,765.93	1.91%	1,622.45	10.93%
<u>Benevolence</u>					
Thoroughbred	8,998.69	8,829.69	1.91%	8,112.27	10.93%
Quarterhorse	8,098.83	7,946.72	1.91%	7,301.05	10.93%
Paint & Appaloosa	899.87	882.97	1.91%	811.23	10.93%
<u>Promotions</u>					
Thoroughbred	17,997.39	17,659.39	1.91%	16,224.55	10.93%
Quarterhorse	16,197.65	15,893.45	1.91%	14,602.09	10.93%
Paint & Appaloosa	1,799.74	1,765.93	1.91%	1,622.45	10.93%
Licensee	\$7,492,567.29	\$7,348,784.57	1.96%	\$6,764,168.55	10.77%



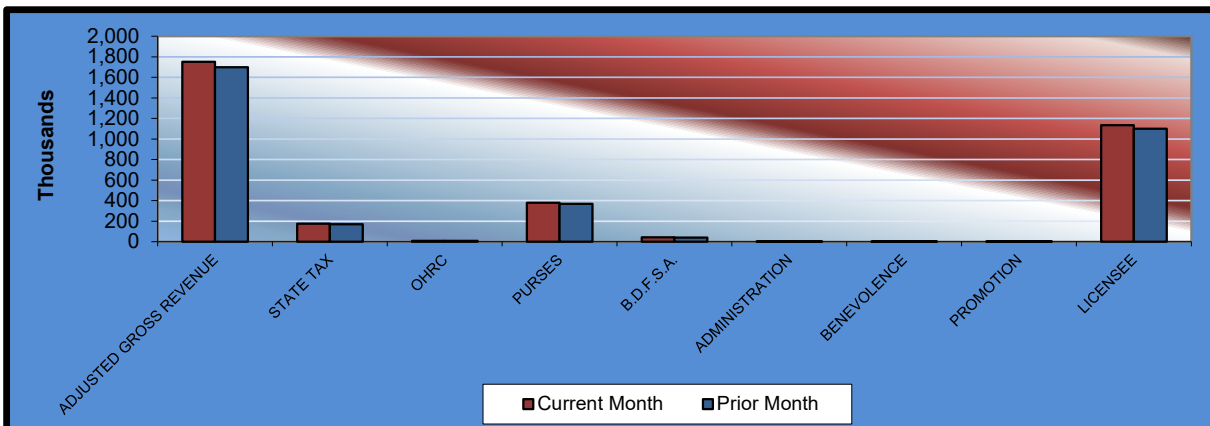
Gaming at Oklahoma Horse Racing Tracks Will Rogers Downs and Remington Park Year to Date Gaming Totals Comparison February 2023

	WILL ROGERS DOWNS	REMINGTON PARK	2023 TOTAL	2022 TOTAL	% CHANGE
Gaming Days This Year	59	59	118	118	0.00%
Adjusted Gross Revenue	<u>\$3,448,414.85</u>	<u>\$21,102,097.49</u>	<u>\$24,550,512.34</u>	<u>\$22,222,083.17</u>	10.48%
State Tax					
General Revenue Fund	41,380.97	253,225.17	294,606.14	266,664.99	10.48%
Education Reform	303,460.50	1,856,984.58	2,160,445.08	1,955,543.32	10.48%
Oklahoma Horse Racing Commission	17,242.08	105,510.50	122,752.58	111,110.42	10.48%
Purse Fund					
<u>Purses</u>					
Thoroughbred	371,264.98	2,526,844.29	2,898,109.27	2,623,151.76	10.48%
Quarterhorse	339,899.49	1,991,655.53	2,331,555.02	2,110,457.27	10.48%
Paint & Appaloosa	37,766.62	243,267.63	281,034.25	254,375.78	10.48%
<u>Breeding Development Fund</u>					
<u>Special Account</u>					
Thoroughbred	44,807.84	533,619.29	578,427.13	523,472.20	10.50%
Quarterhorse	34,566.04	762,761.69	797,327.73	721,504.31	10.51%
Paint & Appaloosa	3,840.67	62,778.74	66,619.41	60,286.61	10.50%
<u>Administration</u>					
Thoroughbred	4,267.41	31,389.37	35,656.78	32,273.07	10.48%
Quarterhorse	3,840.67	28,250.43	32,091.10	29,045.77	10.48%
Paint & Appaloosa	426.74	3,138.93	3,565.67	3,227.31	10.48%
<u>Benevolence</u>					
Thoroughbred	2,133.70	15,694.68	17,828.38	16,136.54	10.48%
Quarterhorse	1,920.33	14,125.22	16,045.55	14,522.89	10.48%
Paint & Appaloosa	213.37	1,569.47	1,782.84	1,613.66	10.48%
<u>Promotions</u>					
Thoroughbred	4,267.41	31,389.37	35,656.78	32,273.07	10.48%
Quarterhorse	3,840.67	28,250.43	32,091.10	29,045.77	10.48%
Paint & Appaloosa	426.74	3,138.93	3,565.67	3,227.31	10.48%
Licensee	\$2,232,848.62	\$12,608,503.24	\$14,841,351.86	\$13,434,151.12	10.47%



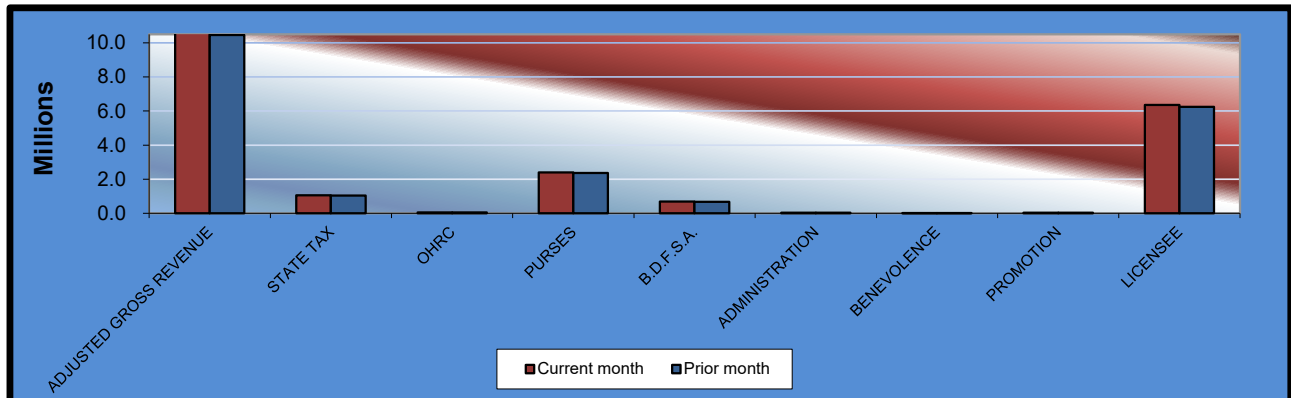
Gaming at Oklahoma Horse Racing Tracks Will Rogers Downs and Remington Park Will Rogers Downs Revenue February 2023

<u>Will Rogers Downs</u>	<u>CURRENT</u> <u>MONTH</u>	<u>PRIOR</u> <u>MONTH</u>	<u>%</u> <u>CHANGE</u>	<u>February</u> <u>2022</u>	<u>%</u> <u>CHANGE</u>
Gaming Days	28	31	-9.68%	28	0.00%
Adjusted Gross Revenue	\$1,750,844.04	\$1,697,570.81	3.14%	\$1,642,622.90	6.59%
State Tax					
General Revenue Fund	21,010.13	20,370.84	3.14%	19,711.47	6.59%
Education Reform	154,074.27	149,386.23	3.14%	144,550.82	6.59%
Oklahoma Horse Racing Commission	8,754.22	8,487.86	3.14%	8,213.12	6.59%
Purse Fund					
<u>Purses</u>					
Thoroughbred	188,500.25	182,764.73	3.14%	176,848.88	6.59%
Quarterhorse	172,575.24	167,324.25	3.14%	161,908.21	6.59%
Paint & Appaloosa	19,175.03	18,591.59	3.14%	17,989.81	6.59%
<u>Breeding Development Fund</u>					
<u>Special Account</u>					
Thoroughbred	22,750.03	22,057.81	3.14%	21,343.83	6.59%
Quarterhorse	17,550.01	17,016.03	3.14%	16,465.24	6.59%
Paint & Appaloosa	1,950.00	1,890.67	3.14%	1,829.47	6.59%
<u>Administration</u>					
Thoroughbred	2,166.67	2,100.74	3.14%	2,032.75	6.59%
Quarterhorse	1,950.00	1,890.67	3.14%	1,829.47	6.59%
Paint & Appaloosa	216.67	210.07	3.14%	203.27	6.59%
<u>Benevolence</u>					
Thoroughbred	1,083.33	1,050.37	3.14%	1,016.37	6.59%
Quarterhorse	975.00	945.33	3.14%	914.74	6.59%
Paint & Appaloosa	108.33	105.04	3.13%	101.64	6.58%
<u>Promotions</u>					
Thoroughbred	2,166.67	2,100.74	3.14%	2,032.75	6.59%
Quarterhorse	1,950.00	1,890.67	3.14%	1,829.47	6.59%
Paint & Appaloosa	216.67	210.07	3.14%	203.27	6.59%
Licensee	\$1,133,671.52	\$1,099,177.10	3.14%	\$1,063,598.32	6.59%

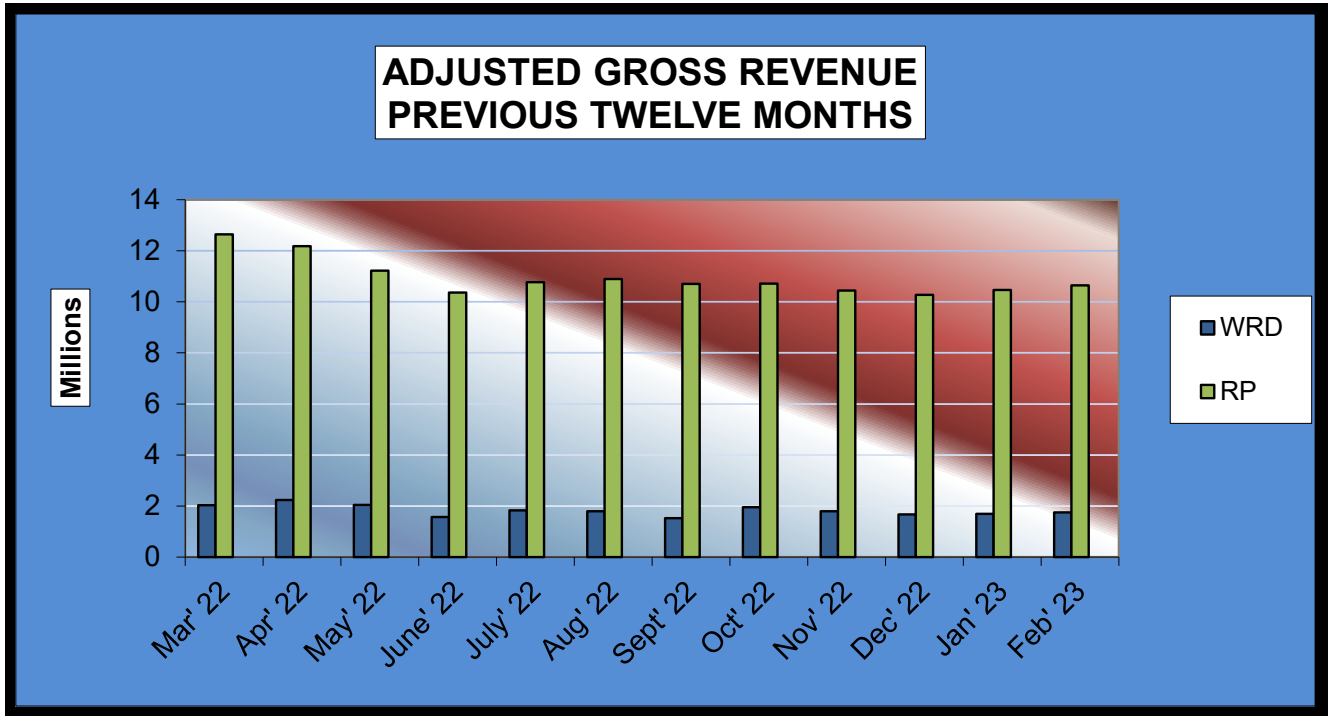


**Gaming at Oklahoma Horse Racing Tracks
Will Rogers Downs and Remington Park
Remington Park Revenue
February 2023**

<u>Remington Park</u>	<u>CURRENT</u> <u>MONTH</u>	<u>PRIOR</u> <u>MONTH</u>	<u>%</u> <u>CHANGE</u>	<u>February</u> <u>2022</u>	<u>%</u> <u>CHANGE</u>
Gaming Days	28	31	-9.68%	28	0.00%
Adjusted Gross Revenue	\$ 10,642,503.39	\$ 10,459,594.10	1.75%	\$9,540,703.32	11.55%
State Tax					
General Revenue Fund	127,710.04	125,515.13	1.75%	114,488.44	11.55%
Education Reform	936,540.30	920,444.28	1.75%	839,581.89	11.55%
Oklahoma Horse Racing Commission					
	53,212.52	52,297.98	1.75%	47,703.52	11.55%
Purse Fund					
<u>Purses</u>					
Thoroughbred	1,274,373.28	1,252,471.01	1.75%	1,142,439.58	11.55%
Quarterhorse	1,004,459.42	987,196.11	1.75%	900,469.46	11.55%
Paint & Appaloosa	122,688.11	120,579.52	1.75%	109,986.42	11.55%
<u>Breeding Development Fund</u>					
<u>Special Account</u>					
Thoroughbred	269,122.30	264,496.99	1.75%	241,260.54	11.55%
Quarterhorse	384,686.59	378,075.10	1.75%	344,860.65	11.55%
Paint & Appaloosa	31,661.45	31,117.29	1.75%	28,383.59	11.55%
<u>Administration</u>					
Thoroughbred	15,830.72	15,558.65	1.75%	14,191.80	11.55%
Quarterhorse	14,247.65	14,002.78	1.75%	12,772.62	11.55%
Paint & Appaloosa	1,583.07	1,555.86	1.75%	1,419.18	11.55%
<u>Benevolence</u>					
Thoroughbred	7,915.36	7,779.32	1.75%	7,095.90	11.55%
Quarterhorse	7,123.83	7,001.39	1.75%	6,386.31	11.55%
Paint & Appaloosa	791.54	777.93	1.75%	709.59	11.55%
<u>Promotions</u>					
Thoroughbred	15,830.72	15,558.65	1.75%	14,191.80	11.55%
Quarterhorse	14,247.65	14,002.78	1.75%	12,772.62	11.55%
Paint & Appaloosa	1,583.07	1,555.86	1.75%	1,419.18	11.55%
Licensee	\$6,358,895.77	\$6,249,607.47	1.75%	\$5,700,570.23	11.55%



Gaming at Oklahoma Horse Racing Tracks
Will Rogers Downs and Remington Park
Prior Twelve Month Graph
February 2023



O·K·L·A·H·O·M·A
S·A·I
STATE AUDITOR & INSPECTOR



Cindy Byrd, CPA | State Auditor & Inspector

2300 N. Lincoln Blvd., Room 123, Oklahoma City, OK 73105 | 405.521.3495 | www.sai.ok.gov