



OKLAHOMA HORSE RACING COMMISSION AUDIT REPORT OF GAMING OPERATIONS WILL ROGERS DOWNS AND REMINGTON PARK

Contract Audit

May 2023

Cindy Byrd, CPA
State Auditor & Inspector

**OKLAHOMA HORSE RACING COMMISSION
AUDIT REPORT OF GAMING OPERATIONS
WILL ROGERS DOWNS AND REMINGTON PARK
MAY 2023**

This publication, issued by the Oklahoma State Auditor and Inspector's Office as authorized by 74 O.S. § 212, has not been printed, but is available on the agency's website (www.sai.ok.gov) and in the Oklahoma Department of Libraries Publications Clearinghouse Digital Collection (<http://digitalprairie.ok.gov/cdm/search/collection/audits/>) pursuant to 65 O.S. § 3-114.



June 13, 2023

**TO THE MEMBERS OF THE OKLAHOMA
HORSE RACING COMMISSION**

Transmitted herewith is the Audit Report of Gaming Operations for Will Rogers Downs and Remington Park for the month of May 2023. The report is the result of our monitoring and data accumulation in accordance with the State Auditor and Inspector's contract with the Oklahoma Horse Racing Commission (OHRC) and Title 3A of the Oklahoma Statutes for Gaming.

The goal of the State Auditor and Inspector is to promote accountability and fiscal integrity in state and local government. Maintaining our independence as we provide this service to the taxpayers of Oklahoma is of utmost importance.

We wish to take this opportunity to express our appreciation for the assistance and cooperation extended to our Office during our engagement.

Sincerely,

A handwritten signature in blue ink that reads "Cindy Byrd".

CINDY BYRD, CPA
OKLAHOMA STATE AUDITOR & INSPECTOR

**OKLAHOMA HORSE RACING COMMISSION
Audit Report of Gaming Operations
Will Rogers Downs and Remington Park
For the Month of May 2023**

TABLE OF CONTENTS

	<u>PAGE</u>
STATE AUDITOR AND INSPECTOR LETTER.....	4
TOTAL GAMING REVENUE.....	5
COMPARISON OF PRIOR MONTH AND PRIOR YEAR.....	6
YEAR TO DATE GAMING TOTALS.....	7
WILL ROGERS DOWNS REVENUE.....	8
REMINGTON PARK REVENUE.....	9
PRIOR TWELVE MONTH GRAPH.....	10



**TO THE MEMBERS OF THE OKLAHOMA
HORSE RACING COMMISSION**

We performed an audit in accordance with the OHRC Gaming Contract and Title 3A of the Oklahoma Statutes for Gaming. The information presented in this report is derived from gaming data obtained from the gaming vendors and licensees located at Will Rogers Downs and Remington Park for the month of May 2023.

Because our procedures do not constitute an audit conducted in accordance with generally accepted auditing standards, we do not express such an opinion on the information. This report relates only to this information and does not extend to any financial statements of the racetracks or racinos.

In planning and performing these procedures, we considered the internal control structure of the gaming departments; however, our procedures were substantially less in scope than the procedures we would have applied if we had been engaged to express an opinion on the internal controls. Accordingly, we do not express an opinion on their internal control structure.

Sincerely,

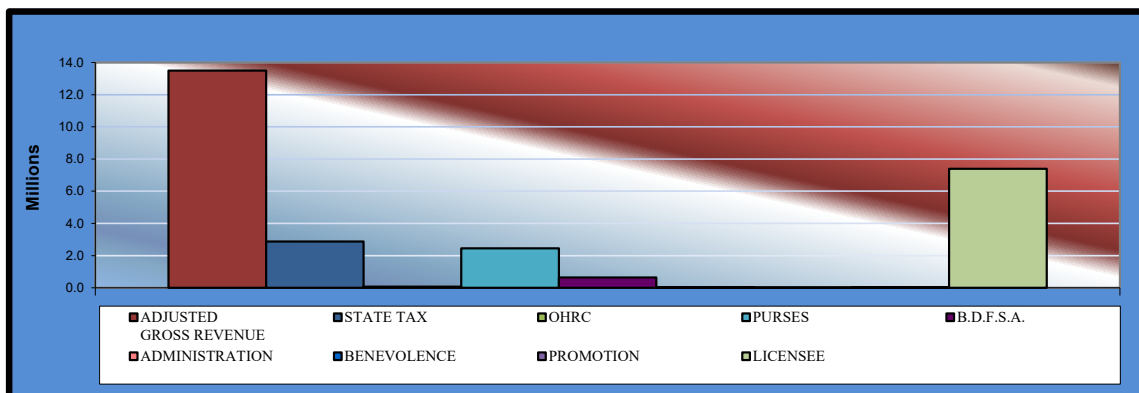
A handwritten signature in blue ink that reads "Cindy Byrd".

CINDY BYRD, CPA
OKLAHOMA STATE AUDITOR & INSPECTOR

June 13, 2023

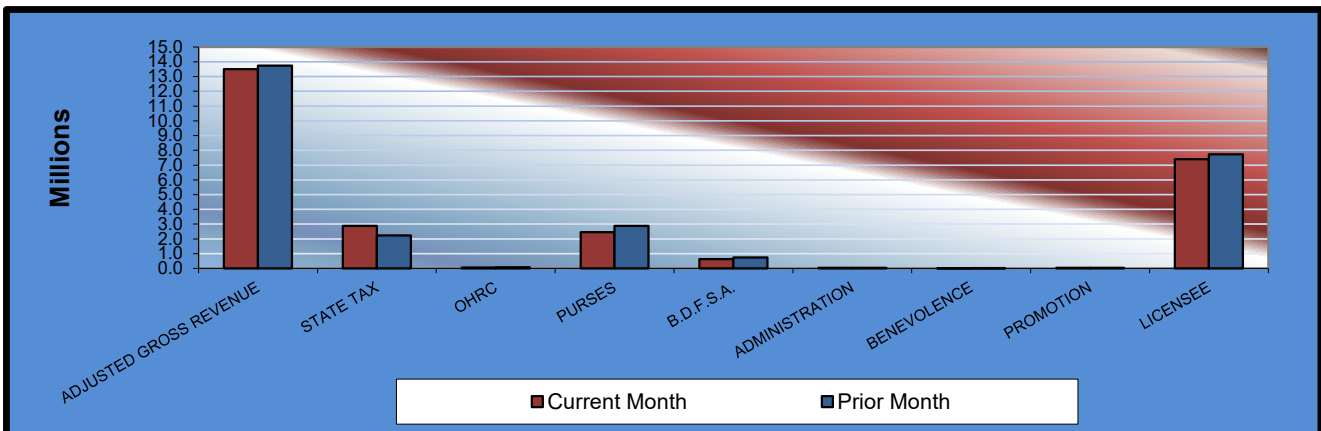
Gaming at Oklahoma Horse Racing Tracks Will Rogers Downs and Remington Park Total Gaming Revenue May 2023

	<u>TOTAL</u>	<u>WILL ROGERS DOWNS</u>	<u>REMINGTON PARK</u>
Gaming Days This Month	62	31	31
Adjusted Gross Revenue	<u>\$13,497,979.42</u>	<u>\$1,749,615.27</u>	<u>\$11,748,364.15</u>
State Tax			
General Revenue Fund	345,152.05	20,995.38	324,156.67
Education Reform	2,531,114.99	153,966.15	2,377,148.84
Oklahoma Horse Racing Commission	67,489.90	8,748.08	58,741.82
Purse Fund			
<u>Purses</u>			
Thoroughbred	1,287,959.24	188,367.96	1,099,591.28
Quarterhorse	1,039,150.60	172,454.11	866,696.49
Paint & Appaloosa	125,022.87	19,161.58	105,861.29
<u>Breeding Development Fund</u>			
<u>Special Account</u>			
Thoroughbred	254,945.88	22,734.06	232,211.82
Quarterhorse	349,464.02	17,537.71	331,926.31
Paint & Appaloosa	29,267.66	1,948.63	27,319.03
<u>Administration</u>			
Thoroughbred	15,824.67	2,165.15	13,659.52
Quarterhorse	14,242.19	1,948.63	12,293.56
Paint & Appaloosa	1,582.46	216.51	1,365.95
<u>Benevolence</u>			
Thoroughbred	7,912.33	1,082.57	6,829.76
Quarterhorse	7,121.10	974.32	6,146.78
Paint & Appaloosa	791.23	108.26	682.97
<u>Promotions</u>			
Thoroughbred	15,824.67	2,165.15	13,659.52
Quarterhorse	14,242.19	1,948.63	12,293.56
Paint & Appaloosa	1,582.46	216.51	1,365.95
Licensee	\$7,389,288.91	\$1,132,875.88	\$6,256,413.03



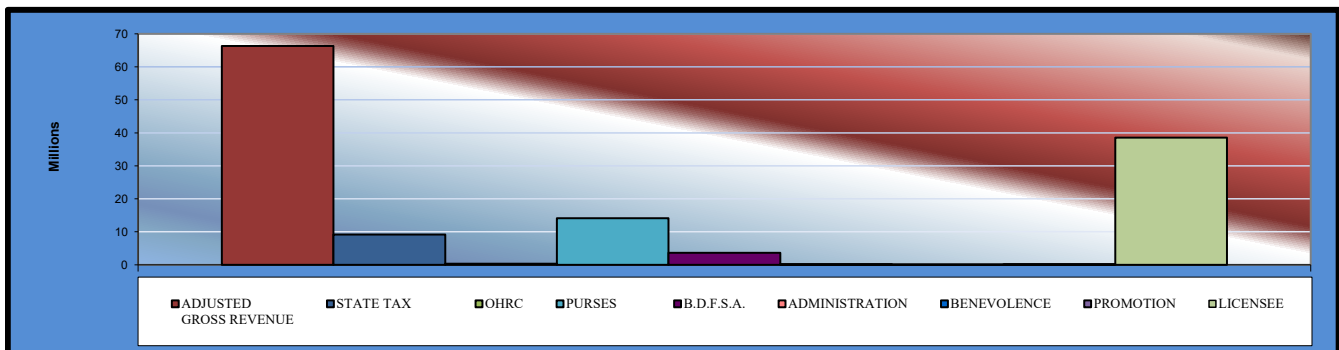
Gaming at Oklahoma Horse Racing Tracks Will Rogers Downs and Remington Park Comparison of Prior Month and Prior Year May 2023

	<u>TOTAL</u>	<u>PRIOR MONTH</u>	<u>% CHANGE</u>	<u>May 2022</u>	<u>% CHANGE</u>
Gaming Days	62	60	3.33%	62	0.00%
Adjusted Gross Revenue	\$13,497,979.42	\$13,744,508.57	-1.79%	\$13,269,012.74	1.73%
State Tax					
General Revenue Fund	345,152.05	267,289.11	29.13%	324,699.90	6.30%
Education Reform	2,531,114.99	1,960,120.19	29.13%	2,381,132.72	6.30%
Oklahoma Horse Racing Commission					
	67,489.90	68,722.54	-1.79%	66,345.06	1.73%
Purse Fund					
<u>Purses</u>					
Thoroughbred	1,287,959.24	1,515,677.08	-15.02%	1,286,654.21	0.10%
Quarterhorse	1,039,150.60	1,221,653.34	-14.94%	1,042,183.48	-0.29%
Paint & Appaloosa	125,022.87	147,075.09	-14.99%	125,071.09	-0.04%
<u>Breeding Development Fund</u>					
<u>Special Account</u>					
Thoroughbred	254,945.88	300,891.91	-15.27%	251,783.60	1.26%
Quarterhorse	349,464.02	413,258.75	-15.44%	342,410.54	2.06%
Paint & Appaloosa	29,267.66	34,581.80	-15.37%	28,772.70	1.72%
<u>Administration</u>					
Thoroughbred	15,824.67	18,631.48	-15.06%	15,778.85	0.29%
Quarterhorse	14,242.19	16,768.33	-15.06%	14,200.97	0.29%
Paint & Appaloosa	1,582.46	1,863.15	-15.07%	1,577.88	0.29%
<u>Benevolence</u>					
Thoroughbred	7,912.33	9,315.74	-15.06%	7,889.42	0.29%
Quarterhorse	7,121.10	8,384.17	-15.06%	7,100.48	0.29%
Paint & Appaloosa	791.23	931.58	-15.07%	788.94	0.29%
<u>Promotions</u>					
Thoroughbred	15,824.67	18,631.48	-15.06%	15,778.85	0.29%
Quarterhorse	14,242.19	16,768.33	-15.06%	14,200.97	0.29%
Paint & Appaloosa	1,582.46	1,863.15	-15.07%	1,577.88	0.29%
Licensee	\$7,389,288.91	\$7,722,081.35	-4.31%	\$7,341,065.20	0.66%



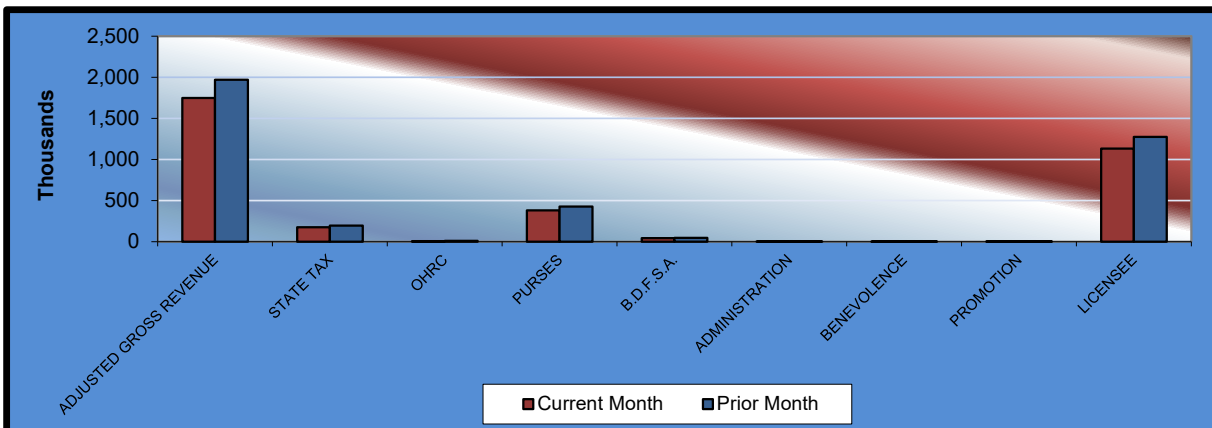
Gaming at Oklahoma Horse Racing Tracks Will Rogers Downs and Remington Park Year to Date Gaming Totals Comparison May 2023

	WILL ROGERS DOWNS	REMINGTON PARK	2023 TOTAL	2022 TOTAL	% CHANGE
Gaming Days This Year	151	151	302	302	0.00%
Adjusted Gross Revenue	<u>\$9,261,279.56</u>	<u>\$57,032,653.50</u>	<u>\$66,293,933.06</u>	<u>\$64,578,679.37</u>	2.66%
State Tax					
General Revenue Fund	111,135.35	990,979.61	1,102,114.96	1,047,327.90	5.23%
Education Reform	814,992.60	7,267,183.76	8,082,176.36	7,680,404.84	5.23%
Oklahoma Horse Racing Commission	46,306.40	285,163.28	331,469.68	322,893.38	2.66%
Purse Fund					
<u>Purses</u>					
Thoroughbred	997,092.51	6,415,755.59	7,412,848.10	7,262,585.46	2.07%
Quarterhorse	912,855.41	5,056,890.58	5,969,745.99	5,853,844.56	1.98%
Paint & Appaloosa	101,428.40	617,665.94	719,094.34	704,736.58	2.04%
<u>Breeding Development Fund</u>					
<u>Special Account</u>					
Thoroughbred	120,338.75	1,354,880.06	1,475,218.81	1,441,684.30	2.33%
Quarterhorse	92,832.75	1,936,681.50	2,029,514.25	1,979,998.22	2.50%
Paint & Appaloosa	10,314.74	159,397.65	169,712.39	165,690.42	2.43%
<u>Administration</u>					
Thoroughbred	11,460.84	79,698.83	91,159.67	89,274.57	2.11%
Quarterhorse	10,314.74	71,728.94	82,043.68	80,347.13	2.11%
Paint & Appaloosa	1,146.08	7,969.87	9,115.95	8,927.45	2.11%
<u>Benevolence</u>					
Thoroughbred	5,730.41	39,849.40	45,579.81	44,637.28	2.11%
Quarterhorse	5,157.37	35,864.47	41,021.84	40,173.56	2.11%
Paint & Appaloosa	573.04	3,984.94	4,557.98	4,463.73	2.11%
<u>Promotions</u>					
Thoroughbred	11,460.84	79,698.83	91,159.67	89,274.57	2.11%
Quarterhorse	10,314.74	71,728.94	82,043.68	80,347.13	2.11%
Paint & Appaloosa	1,146.08	7,969.87	9,115.95	8,927.45	2.11%
Licensee	\$5,996,678.51	\$32,549,561.44	\$38,546,239.95	\$37,673,140.84	2.32%



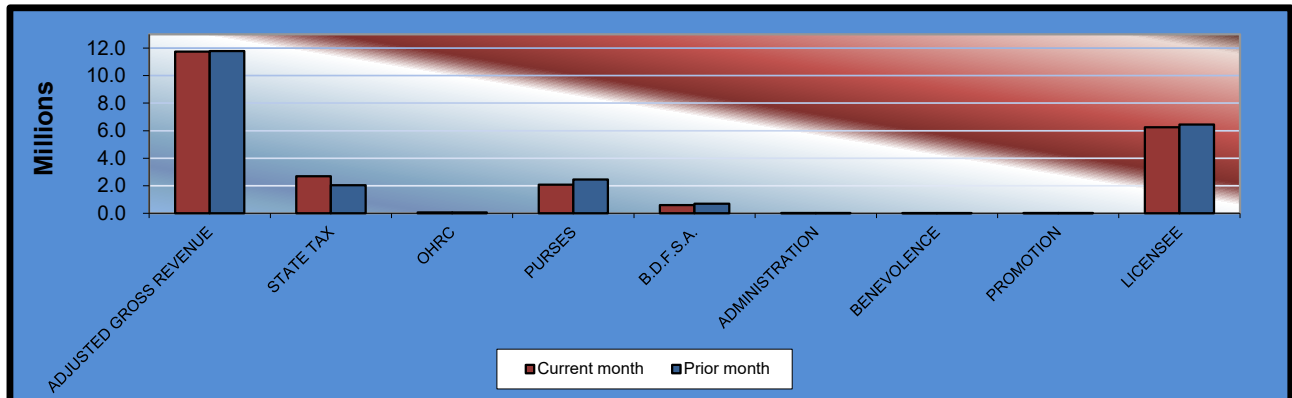
Gaming at Oklahoma Horse Racing Tracks
Will Rogers Downs and Remington Park
Will Rogers Downs Revenue
May 2023

<u>Will Rogers Downs</u>	<u>CURRENT MONTH</u>	<u>PRIOR MONTH</u>	<u>% CHANGE</u>	<u>May 2022</u>	<u>% CHANGE</u>
Gaming Days	31	30	3.33%	31	0.00%
Adjusted Gross Revenue	\$1,749,615.27	\$1,969,629.08	-11.17%	\$2,045,915.38	-14.48%
State Tax					
General Revenue Fund	20,995.38	23,635.55	-11.17%	24,550.98	-14.48%
Education Reform	153,966.15	173,327.36	-11.17%	180,040.56	-14.48%
Oklahoma Horse Racing Commission	8,748.08	9,848.14	-11.17%	10,229.58	-14.48%
Purse Fund					
<u>Purses</u>					
Thoroughbred	188,367.96	212,055.18	-11.17%	220,268.37	-14.48%
Quarterhorse	172,454.11	194,140.19	-11.17%	201,659.49	-14.48%
Paint & Appaloosa	19,161.58	21,571.14	-11.17%	22,406.61	-14.48%
<u>Breeding Development Fund</u>					
<u>Special Account</u>					
Thoroughbred	22,734.06	25,592.87	-11.17%	26,584.11	-14.48%
Quarterhorse	17,537.71	19,743.07	-11.17%	20,507.74	-14.48%
Paint & Appaloosa	1,948.63	2,193.67	-11.17%	2,278.64	-14.48%
<u>Administration</u>					
Thoroughbred	2,165.15	2,437.42	-11.17%	2,531.82	-14.48%
Quarterhorse	1,948.63	2,193.67	-11.17%	2,278.64	-14.48%
Paint & Appaloosa	216.51	243.74	-11.17%	253.18	-14.48%
<u>Benevolence</u>					
Thoroughbred	1,082.57	1,218.71	-11.17%	1,265.91	-14.48%
Quarterhorse	974.32	1,096.84	-11.17%	1,139.32	-14.48%
Paint & Appaloosa	108.26	121.87	-11.17%	126.59	-14.48%
<u>Promotions</u>					
Thoroughbred	2,165.15	2,437.42	-11.17%	2,531.82	-14.48%
Quarterhorse	1,948.63	2,193.67	-11.17%	2,278.64	-14.48%
Paint & Appaloosa	216.51	243.74	-11.17%	253.18	-14.48%
Licensee	\$1,132,875.88	\$1,275,334.83	-11.17%	\$1,324,730.20	-14.48%

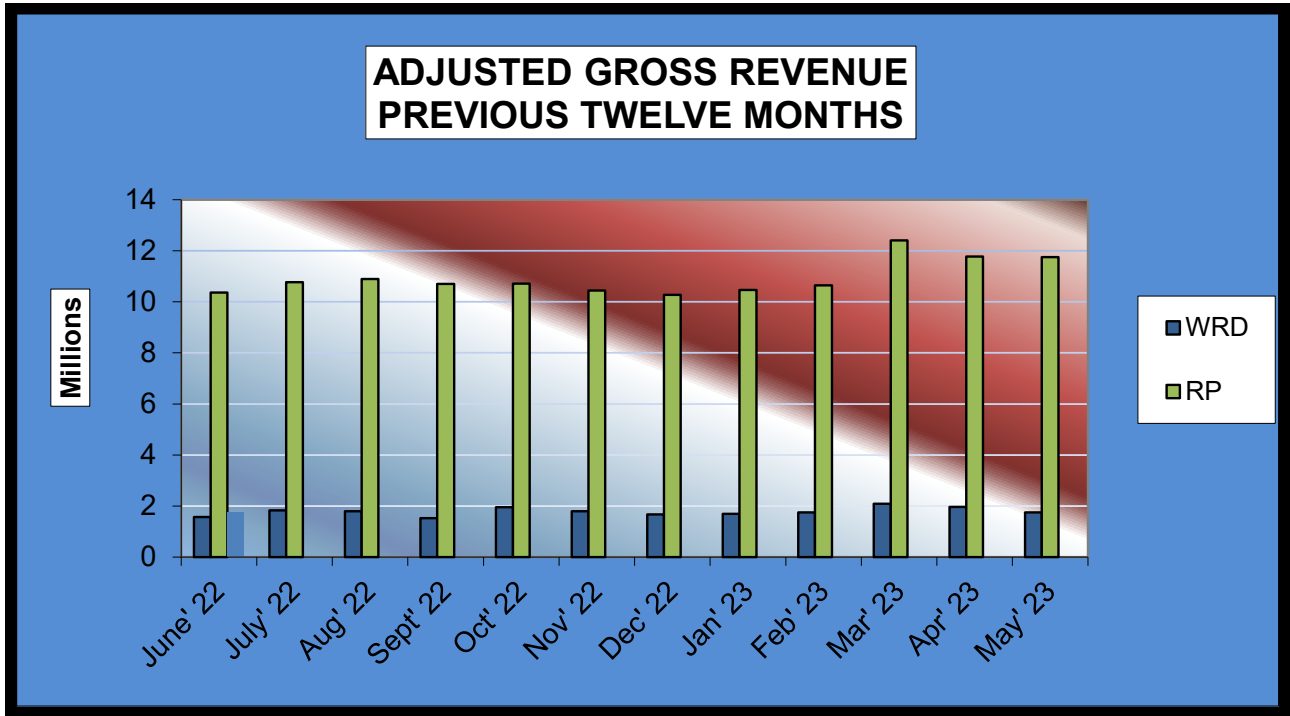


Gaming at Oklahoma Horse Racing Tracks Will Rogers Downs and Remington Park Remington Park Revenue May 2023

<u>Remington Park</u>	<u>CURRENT MONTH</u>	<u>PRIOR MONTH</u>	<u>% CHANGE</u>	<u>May 2022</u>	<u>% CHANGE</u>
Gaming Days	31	30	3.33%	31	0.00%
Adjusted Gross Revenue	11,748,364.15	11,774,879.49	-0.23%	\$11,223,097.36	4.68%
State Tax					
General Revenue Fund	324,156.67	243,653.56	33.04%	300,148.92	8.00%
Education Reform	2,377,148.84	1,786,792.83	33.04%	2,201,092.16	8.00%
Oklahoma Horse Racing Commission	58,741.82	58,874.40	-0.23%	56,115.48	4.68%
Purse Fund					
<u>Purses</u>					
Thoroughbred	1,099,591.28	1,303,621.90	-15.65%	1,066,385.84	3.11%
Quarterhorse	866,696.49	1,027,513.15	-15.65%	840,523.99	3.11%
Paint & Appaloosa	105,861.29	125,503.95	-15.65%	102,664.48	3.11%
Breeding Development Fund					
<u>Special Account</u>					
Thoroughbred	232,211.82	275,299.04	-15.65%	225,199.49	3.11%
Quarterhorse	331,926.31	393,515.68	-15.65%	321,902.80	3.11%
Paint & Appaloosa	27,319.03	32,388.13	-15.65%	26,494.06	3.11%
<u>Administration</u>					
Thoroughbred	13,659.52	16,194.06	-15.65%	13,247.03	3.11%
Quarterhorse	12,293.56	14,574.66	-15.65%	11,922.33	3.11%
Paint & Appaloosa	1,365.95	1,619.41	-15.65%	1,324.70	3.11%
<u>Benevolence</u>					
Thoroughbred	6,829.76	8,097.03	-15.65%	6,623.51	3.11%
Quarterhorse	6,146.78	7,287.33	-15.65%	5,961.16	3.11%
Paint & Appaloosa	682.97	809.71	-15.65%	662.35	3.11%
<u>Promotions</u>					
Thoroughbred	13,659.52	16,194.06	-15.65%	13,247.03	3.11%
Quarterhorse	12,293.56	14,574.66	-15.65%	11,922.33	3.11%
Paint & Appaloosa	1,365.95	1,619.41	-15.65%	1,324.70	3.11%
Licensee	\$6,256,413.03	\$6,446,746.52	-2.95%	\$6,016,335.00	3.99%



Gaming at Oklahoma Horse Racing Tracks
Will Rogers Downs and Remington Park
Prior Twelve Month Graph
May 2023



O·K·L·A·H·O·M·A
S·A·I
STATE AUDITOR & INSPECTOR



Cindy Byrd, CPA | State Auditor & Inspector

2300 N. Lincoln Blvd., Room 123, Oklahoma City, OK 73105 | 405.521.3495 | www.sai.ok.gov