



OKLAHOMA HORSE RACING COMMISSION AUDIT REPORT OF GAMING OPERATIONS WILL ROGERS DOWNS AND REMINGTON PARK

Contract Audit

November 2022

Cindy Byrd, CPA
State Auditor & Inspector

**OKLAHOMA HORSE RACING COMMISSION
AUDIT REPORT OF GAMING OPERATIONS
WILL ROGERS DOWNS AND REMINGTON PARK
NOVEMBER 2022**

This publication, issued by the Oklahoma State Auditor and Inspector's Office as authorized by 74 O.S. § 212, has not been printed, but is available on the agency's website (www.sai.ok.gov) and in the Oklahoma Department of Libraries Publications Clearinghouse Digital Collection (<http://digitalprairie.ok.gov/cdm/search/collection/audits/>) pursuant to 65 O.S. § 3-114.



December 19, 2022

**TO THE MEMBERS OF THE OKLAHOMA
HORSE RACING COMMISSION**

Transmitted herewith is the Audit Report of Gaming Operations for Will Rogers Downs and Remington Park for the month of November 2022. The report is the result of our monitoring and data accumulation in accordance with the State Auditor and Inspector's contract with the Oklahoma Horse Racing Commission (OHRC) and Title 3A of the Oklahoma Statutes for Gaming.

The goal of the State Auditor and Inspector is to promote accountability and fiscal integrity in state and local government. Maintaining our independence as we provide this service to the taxpayers of Oklahoma is of utmost importance.

We wish to take this opportunity to express our appreciation for the assistance and cooperation extended to our Office during our engagement.

Sincerely,

A handwritten signature in blue ink that reads "Cindy Byrd".

CINDY BYRD, CPA
OKLAHOMA STATE AUDITOR & INSPECTOR

**OKLAHOMA HORSE RACING COMMISSION
Audit Report of Gaming Operations
Will Rogers Downs and Remington Park
For the Month of November 2022**

TABLE OF CONTENTS

	<u>PAGE</u>
STATE AUDITOR AND INSPECTOR LETTER.....	4
TOTAL GAMING REVENUE.....	5
COMPARISON OF PRIOR MONTH AND PRIOR YEAR.....	6
YEAR TO DATE GAMING TOTALS.....	7
WILL ROGERS DOWNS REVENUE.....	8
REMINGTON PARK REVENUE.....	9
PRIOR TWELVE MONTH GRAPH.....	10



**TO THE MEMBERS OF THE OKLAHOMA
HORSE RACING COMMISSION**

We performed an audit in accordance with the OHRC Gaming Contract and Title 3A of the Oklahoma Statutes for Gaming. The information presented in this report is derived from gaming data obtained from the gaming vendors and licensees located at Will Rogers Downs and Remington Park for the month of November 2022.

Because our procedures do not constitute an audit conducted in accordance with generally accepted auditing standards, we do not express such an opinion on the information. This report relates only to this information and does not extend to any financial statements of the racetracks or racinos.

In planning and performing these procedures, we considered the internal control structure of the gaming departments; however, our procedures were substantially less in scope than the procedures we would have applied if we had been engaged to express an opinion on the internal controls. Accordingly, we do not express an opinion on their internal control structure.

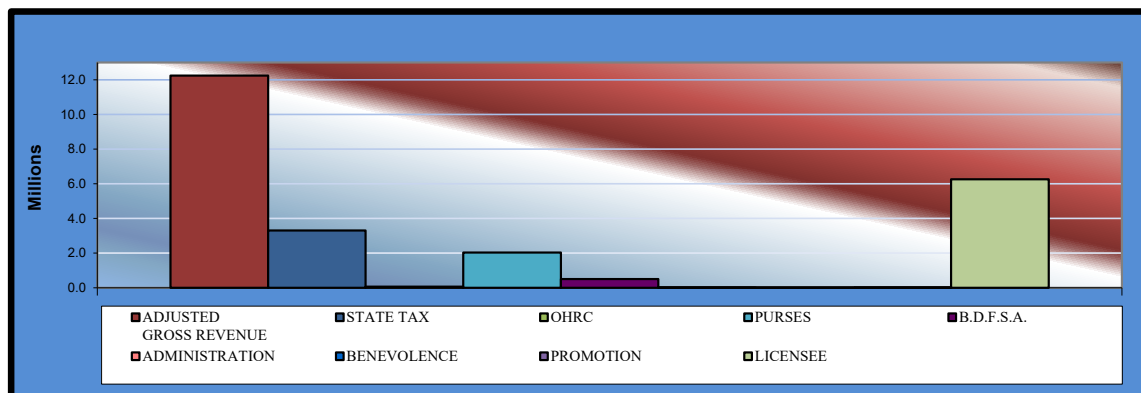
Sincerely,

CINDY BYRD, CPA
OKLAHOMA STATE AUDITOR & INSPECTOR

December 19, 2022

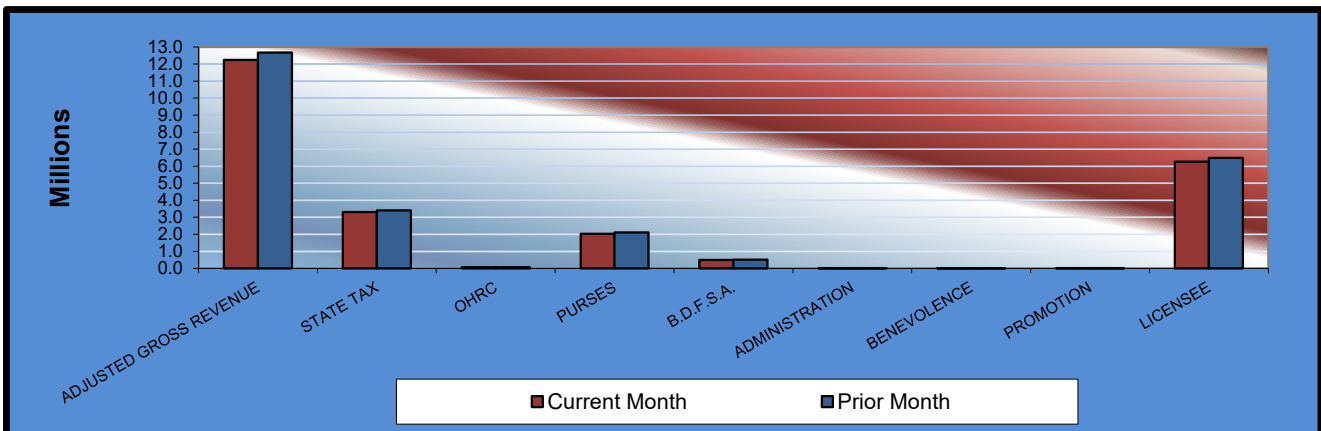
Gaming at Oklahoma Horse Racing Tracks Will Rogers Downs and Remington Park Total Gaming Revenue November 2022

	<u>TOTAL</u>	<u>WILL ROGERS DOWNS</u>	<u>REMINGTON PARK</u>
Gaming Days This Month	60	30	30
Adjusted Gross Revenue	<u>\$12,236,940.26</u>	<u>\$1,794,100.96</u>	<u>\$10,442,839.30</u>
State Tax			
General Revenue Fund	397,471.42	21,529.21	375,942.21
Education Reform	2,914,790.47	157,880.89	2,756,909.58
Oklahoma Horse Racing Commission	61,184.70	8,970.50	52,214.20
Purse Fund			
<u>Purses</u>			
Thoroughbred	1,062,319.56	232,179.09	830,140.47
Quarterhorse	866,879.65	212,563.97	654,315.68
Paint & Appaloosa	103,538.57	23,618.22	79,920.35
Breeding Development Fund			
<u>Special Account</u>			
Thoroughbred	203,330.77	28,021.61	175,309.16
Quarterhorse	272,205.65	21,616.67	250,588.98
Paint & Appaloosa	23,026.46	2,401.85	20,624.61
<u>Administration</u>			
Thoroughbred	12,981.03	2,668.73	10,312.30
Quarterhorse	11,682.92	2,401.85	9,281.07
Paint & Appaloosa	1,298.10	266.87	1,031.23
<u>Benevolence</u>			
Thoroughbred	6,490.51	1,334.36	5,156.15
Quarterhorse	5,841.47	1,200.93	4,640.54
Paint & Appaloosa	649.06	133.44	515.62
<u>Promotions</u>			
Thoroughbred	12,981.03	2,668.73	10,312.30
Quarterhorse	11,682.92	2,401.85	9,281.07
Paint & Appaloosa	1,298.10	266.87	1,031.23
Licensee	\$6,267,287.87	\$1,071,975.32	\$5,195,312.55



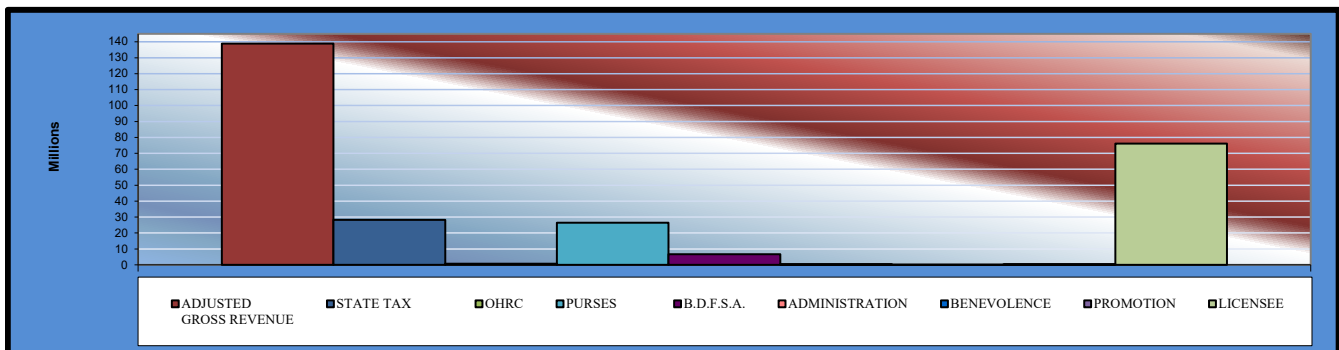
**Gaming at Oklahoma Horse Racing Tracks
Will Rogers Downs and Remington Park
Comparison of Prior Month and Prior Year
November 2022**

	<u>TOTAL</u>	<u>PRIOR MONTH</u>	<u>% CHANGE</u>	<u>November 2021</u>	<u>% CHANGE</u>
Gaming Days	60	62	-3.23%	60	0.00%
Adjusted Gross Revenue	\$12,236,940.26	\$12,667,039.49	-3.40%	\$11,909,867.79	2.75%
State Tax					
General Revenue Fund	397,471.42	409,218.09	-2.87%	384,359.45	3.41%
Education Reform	2,914,790.47	3,000,932.70	-2.87%	2,818,635.99	3.41%
Oklahoma Horse Racing Commission					
	61,184.70	63,335.20	-3.40%	59,549.34	2.75%
Purse Fund					
<u>Purses</u>					
Thoroughbred	1,062,319.56	1,104,282.31	-3.80%	1,039,100.98	2.23%
Quarterhorse	866,879.65	902,520.12	-3.95%	849,496.93	2.05%
Paint & Appaloosa	103,538.57	107,688.30	-3.85%	101,342.56	2.17%
<u>Breeding Development Fund</u>					
<u>Special Account</u>					
Thoroughbred	203,330.77	210,369.09	-3.35%	197,774.93	2.81%
Quarterhorse	272,205.65	280,666.15	-3.01%	263,691.39	3.23%
Paint & Appaloosa	23,026.46	23,776.84	-3.16%	22,345.04	3.05%
<u>Administration</u>					
Thoroughbred	12,981.03	13,483.61	-3.73%	12,685.90	2.33%
Quarterhorse	11,682.92	12,135.24	-3.73%	11,417.31	2.33%
Paint & Appaloosa	1,298.10	1,348.36	-3.73%	1,268.59	2.33%
<u>Benevolence</u>					
Thoroughbred	6,490.51	6,741.80	-3.73%	6,342.96	2.33%
Quarterhorse	5,841.47	6,067.62	-3.73%	5,708.66	2.33%
Paint & Appaloosa	649.06	674.18	-3.73%	634.29	2.33%
<u>Promotions</u>					
Thoroughbred	12,981.03	13,483.61	-3.73%	12,685.90	2.33%
Quarterhorse	11,682.92	12,135.24	-3.73%	11,417.31	2.33%
Paint & Appaloosa	1,298.10	1,348.36	-3.73%	1,268.59	2.33%
Licensee	\$6,267,287.87	\$6,496,832.67	-3.53%	\$6,110,141.67	2.57%



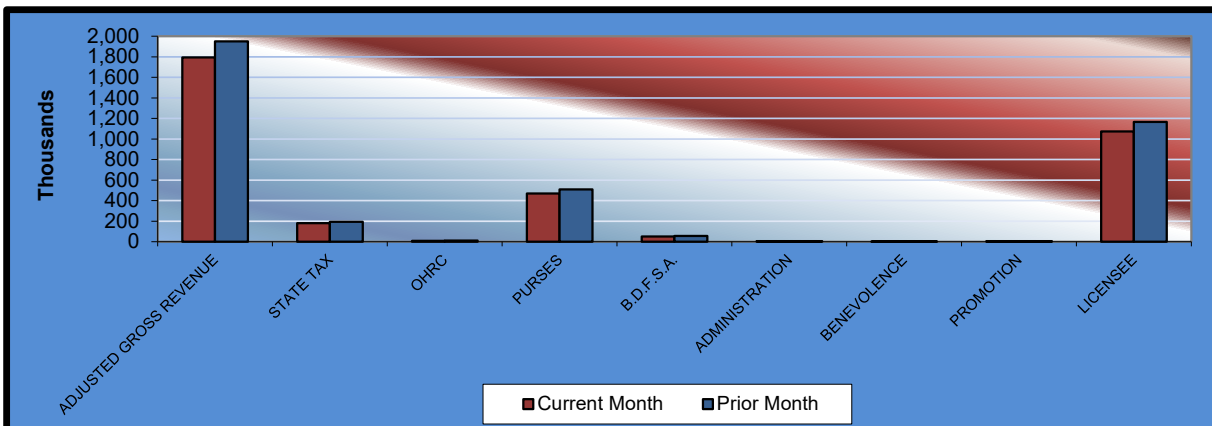
Gaming at Oklahoma Horse Racing Tracks Will Rogers Downs and Remington Park Year to Date Gaming Totals Comparison November 2022

	WILL ROGERS DOWNS	REMINGTON PARK	2022 TOTAL	2021 TOTAL	% CHANGE
Gaming Days This Year	334	334	668	665	0.45%
Adjusted Gross Revenue	\$19,910,111.95	\$119,013,048.33	\$138,923,160.28	\$133,113,665.48	4.36%
State Tax					
General Revenue Fund	238,921.33	3,144,469.71	3,383,391.04	3,164,206.51	6.93%
Education Reform	1,752,089.86	23,059,444.75	24,811,534.61	23,204,181.23	6.93%
Oklahoma Horse Racing Commission	99,550.56	595,065.24	694,615.80	665,568.30	4.36%
Purse Fund					
<u>Purses</u>					
Thoroughbred	2,359,082.58	11,473,293.54	13,832,376.12	13,528,233.99	2.25%
Quarterhorse	2,159,780.78	9,043,235.68	11,203,016.46	10,862,402.27	3.14%
Paint & Appaloosa	239,975.65	1,104,571.77	1,344,547.42	1,302,396.22	3.24%
<u>Breeding Development Fund</u>					
<u>Special Account</u>					
Thoroughbred	284,716.85	2,422,931.54	2,707,648.39	2,472,883.42	9.49%
Quarterhorse	219,638.72	3,463,366.86	3,683,005.58	3,538,603.36	4.08%
Paint & Appaloosa	24,404.30	285,050.77	309,455.07	297,715.45	3.94%
<u>Administration</u>					
Thoroughbred	27,115.90	142,525.38	169,641.28	164,114.02	3.37%
Quarterhorse	24,404.30	128,272.86	152,677.16	147,702.63	3.37%
Paint & Appaloosa	2,711.58	14,252.54	16,964.12	16,411.43	3.37%
<u>Benevolence</u>					
Thoroughbred	13,557.94	71,262.69	84,820.63	82,057.04	3.37%
Quarterhorse	12,202.16	64,136.42	76,338.58	73,851.32	3.37%
Paint & Appaloosa	1,355.80	7,126.26	8,482.06	8,205.69	3.37%
<u>Promotions</u>					
Thoroughbred	27,115.90	142,525.38	169,641.28	164,114.02	3.37%
Quarterhorse	24,404.30	128,272.86	152,677.16	147,702.63	3.37%
Paint & Appaloosa	2,711.58	14,252.54	16,964.12	16,411.43	3.37%
Licensee	\$12,396,371.86	\$63,708,991.54	\$76,105,363.40	\$73,256,904.52	3.89%



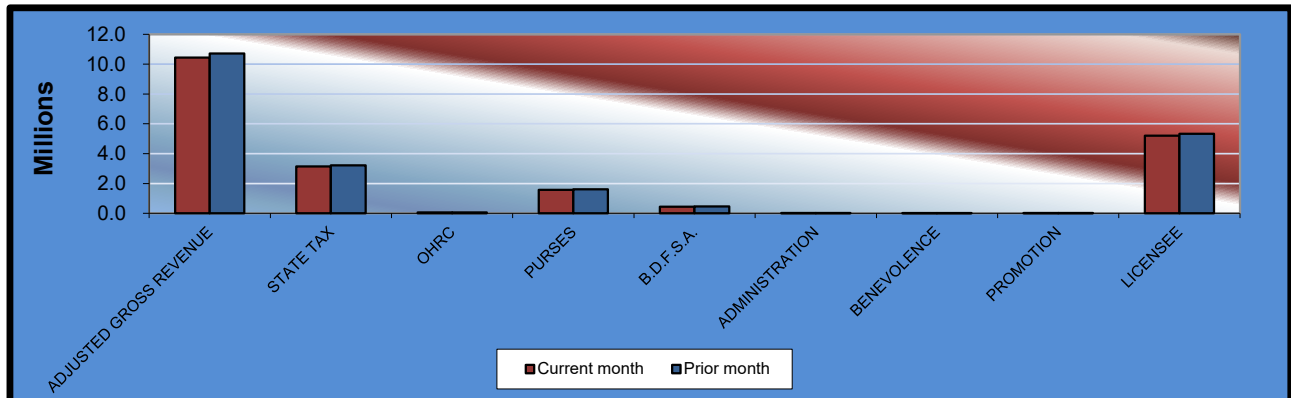
Gaming at Oklahoma Horse Racing Tracks
Will Rogers Downs and Remington Park
Will Rogers Downs Revenue
November 2022

<u>Will Rogers Downs</u>	<u>CURRENT MONTH</u>	<u>PRIOR MONTH</u>	<u>% CHANGE</u>	<u>November 2021</u>	<u>% CHANGE</u>
Gaming Days	30	31	-3.23%	30	0.00%
Adjusted Gross Revenue	\$1,794,100.96	\$1,949,805.27	-7.99%	\$1,849,824.43	-3.01%
State Tax					
General Revenue Fund	21,529.21	23,397.66	-7.99%	22,197.89	-3.01%
Education Reform	157,880.89	171,582.87	-7.99%	162,784.54	-3.01%
Oklahoma Horse Racing Commission					
	8,970.50	9,749.02	-7.99%	9,249.12	-3.01%
Purse Fund					
<u>Purses</u>					
Thoroughbred	232,179.09	252,329.17	-7.99%	239,390.41	-3.01%
Quarterhorse	212,563.97	231,011.71	-7.99%	219,166.05	-3.01%
Paint & Appaloosa	23,618.22	25,667.97	-7.99%	24,351.79	-3.01%
<u>Breeding Development Fund</u>					
<u>Special Account</u>					
Thoroughbred	28,021.61	30,453.52	-7.99%	28,891.95	-3.01%
Quarterhorse	21,616.67	23,492.72	-7.99%	22,288.07	-3.01%
Paint & Appaloosa	2,401.85	2,610.30	-7.99%	2,476.45	-3.01%
<u>Administration</u>					
Thoroughbred	2,668.73	2,900.34	-7.99%	2,751.61	-3.01%
Quarterhorse	2,401.85	2,610.30	-7.99%	2,476.45	-3.01%
Paint & Appaloosa	266.87	290.03	-7.99%	275.16	-3.01%
<u>Benevolence</u>					
Thoroughbred	1,334.36	1,450.17	-7.99%	1,375.81	-3.01%
Quarterhorse	1,200.93	1,305.15	-7.99%	1,238.23	-3.01%
Paint & Appaloosa	133.44	145.02	-7.99%	137.58	-3.01%
<u>Promotions</u>					
Thoroughbred	2,668.73	2,900.34	-7.99%	2,751.61	-3.01%
Quarterhorse	2,401.85	2,610.30	-7.99%	2,476.45	-3.01%
Paint & Appaloosa	266.87	290.03	-7.99%	275.16	-3.01%
Licensee	\$1,071,975.32	\$1,165,008.65	-7.99%	\$1,105,270.10	-3.01%

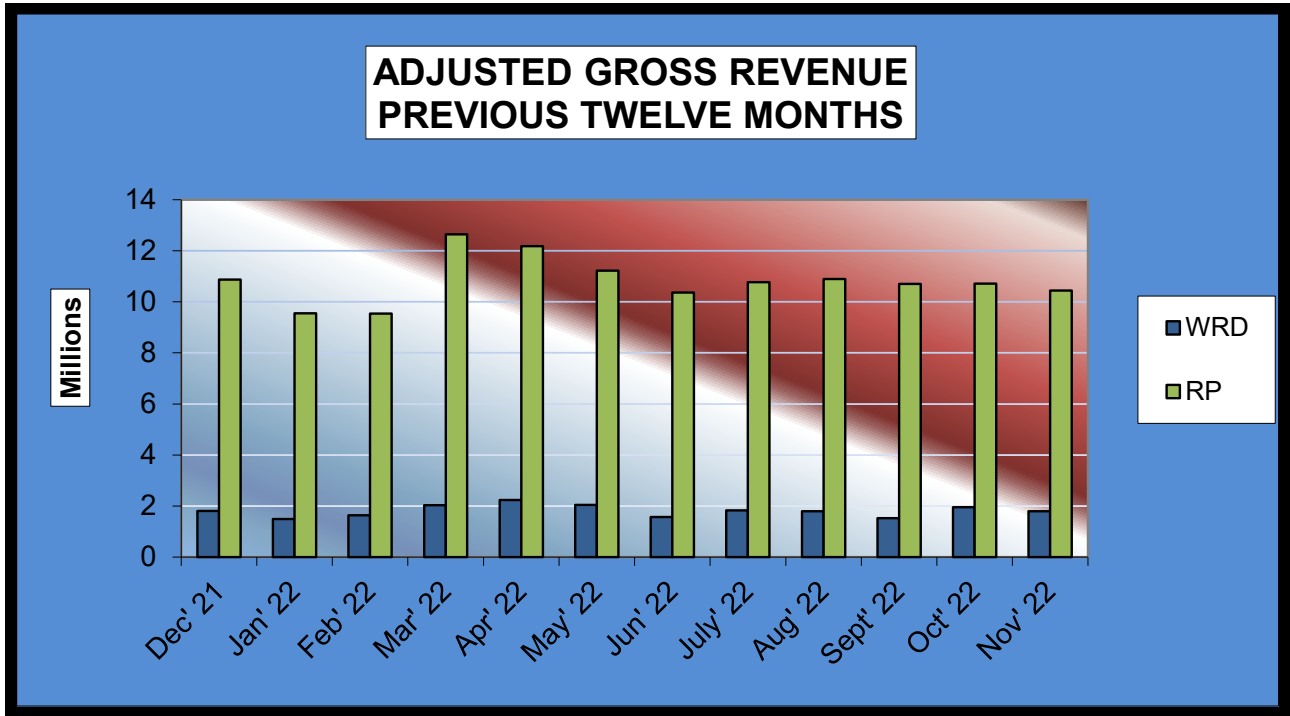


**Gaming at Oklahoma Horse Racing Tracks
Will Rogers Downs and Remington Park
Remington Park Revenue
November 2022**

<u>Remington Park</u>	<u>CURRENT MONTH</u>	<u>PRIOR MONTH</u>	<u>% CHANGE</u>	<u>November 2021</u>	<u>% CHANGE</u>
Gaming Days	30	31	-3.23%	30	0.00%
Adjusted Gross Revenue	\$10,442,839.30	\$10,717,234.22	-2.56%	\$10,060,043.36	3.81%
State Tax					
General Revenue Fund	375,942.21	385,820.43	-2.56%	362,161.56	3.81%
Education Reform	2,756,909.58	2,829,349.83	-2.56%	2,655,851.45	3.81%
Oklahoma Horse Racing Commission	52,214.20	53,586.18	-2.56%	50,300.22	3.81%
Purse Fund					
<u>Purses</u>					
Thoroughbred	830,140.47	851,953.14	-2.56%	799,710.57	3.81%
Quarterhorse	654,315.68	671,508.41	-2.56%	630,330.88	3.81%
Paint & Appaloosa	79,920.35	82,020.33	-2.56%	76,990.77	3.81%
Breeding Development Fund					
<u>Special Account</u>					
Thoroughbred	175,309.16	179,915.57	-2.56%	168,882.98	3.81%
Quarterhorse	250,588.98	257,173.43	-2.56%	241,403.32	3.81%
Paint & Appaloosa	20,624.61	21,166.54	-2.56%	19,868.59	3.81%
<u>Administration</u>					
Thoroughbred	10,312.30	10,583.27	-2.56%	9,934.29	3.81%
Quarterhorse	9,281.07	9,524.94	-2.56%	8,940.86	3.81%
Paint & Appaloosa	1,031.23	1,058.33	-2.56%	993.43	3.80%
<u>Benevolence</u>					
Thoroughbred	5,156.15	5,291.63	-2.56%	4,967.15	3.80%
Quarterhorse	4,640.54	4,762.47	-2.56%	4,470.43	3.81%
Paint & Appaloosa	515.62	529.16	-2.56%	496.71	3.81%
<u>Promotions</u>					
Thoroughbred	10,312.30	10,583.27	-2.56%	9,934.29	3.81%
Quarterhorse	9,281.07	9,524.94	-2.56%	8,940.86	3.81%
Paint & Appaloosa	1,031.23	1,058.33	-2.56%	993.43	3.80%
Licensee	\$5,195,312.55	\$5,331,824.02	-2.56%	\$5,004,871.57	3.81%



**Gaming at Oklahoma Horse Racing Tracks
Will Rogers Downs and Remington Park
Prior Twelve Month Graph
November 2022**



O·K·L·A·H·O·M·A
S·A·I
STATE AUDITOR & INSPECTOR



Cindy Byrd, CPA | State Auditor & Inspector

2300 N. Lincoln Blvd., Room 123, Oklahoma City, OK 73105 | 405.521.3495 | www.sai.ok.gov