

STATISTICAL AUDIT

**OKLAHOMA HORSE RACING COMMISSION  
STATISTICAL REPORT OF GAMING OPERATIONS  
WILL ROGERS DOWNS AND REMINGTON PARK**

January 2013



*Independently serving the citizens of  
Oklahoma by promoting the  
accountability and fiscal integrity of  
governmental funds.*



Oklahoma State  
Auditor & Inspector  
Gary A. Jones, CPA, CFE

**OKLAHOMA HORSE RACING COMMISSION  
STATISTICAL REPORT OF GAMING OPERATIONS  
WILL ROGERS DOWNS AND REMINGTON PARK  
JANUARY 2013**

---

*This publication, issued by the Oklahoma State Auditor and Inspector's Office as authorized by 74 O.S. § 212, has not been printed, but is available on the agency's website ([www.sai.ok.gov](http://www.sai.ok.gov)) and in the Oklahoma Department of Libraries Publications Clearinghouse Digital Collection, pursuant to 74 O.S. § 3105.B.*



# Oklahoma State Auditor & Inspector

2300 N. Lincoln Blvd. • State Capitol, Room 100 • Oklahoma City, OK 73105 • Phone: 405.521.3495 • Fax: 405.521.3426

February 13, 2013

**TO THE MEMBERS OF THE OKLAHOMA  
HORSE RACING COMMISSION**

Transmitted herewith is the Statistical Report of Gaming Operations for Will Rogers Downs and Remington Park for the month of January 2013. The report is the result of our monitoring and data accumulation in accordance with the State Auditor and Inspector's contract with the Oklahoma Horse Racing Commission.

The goal of the State Auditor and Inspector is to promote accountability and fiscal integrity in state and local government. Maintaining our independence as we provide this service to the taxpayers of Oklahoma is of utmost importance.

We wish to take this opportunity to express our appreciation for the assistance and cooperation extended to our Office during our engagement.

Sincerely,

A handwritten signature in blue ink that reads "Gary A. Jones".

GARY A. JONES, CPA, CFE  
OKLAHOMA STATE AUDITOR & INSPECTOR

**OKLAHOMA HORSE RACING COMMISSION  
STATISTICAL REPORT OF GAMING OPERATIONS  
WILL ROGERS DOWNS AND REMINGTON PARK  
FOR THE MONTH OF JANUARY 2013**

---

---

**TABLE OF CONTENTS**

	<u>PAGE</u>
STATE AUDITOR AND INSPECTOR LETTER .....	4
STATISTICAL REPORT OF GAMING OPERATIONS .....	5



# Oklahoma State Auditor & Inspector

2300 N. Lincoln Blvd. • State Capitol, Room 100 • Oklahoma City, OK 73105 • Phone: 405.521.3495 • Fax: 405.521.3426

**TO THE MEMBERS OF THE OKLAHOMA  
HORSE RACING COMMISSION**

We compiled the information presented in this report from the statistical data obtained from the gaming vendors and licensees located at Will Rogers Downs and Remington Park for the month of January 2013.

We were not engaged to perform an audit in accordance with generally accepted auditing standards, the objective of which would be the expression of an opinion on specified elements or accounts. Accordingly, we do not express such an opinion. This report relates only to the procedures specified above and does not extend to any financial statements of the racetracks or racinos taken as a whole.

In planning and performing these procedures, we considered the internal control structure of the gaming departments; however, our procedures were substantially less in scope than the procedures we would have applied if we had been engaged to express an opinion on the internal controls. Accordingly, we do not express an opinion on their internal control structure.

Sincerely,

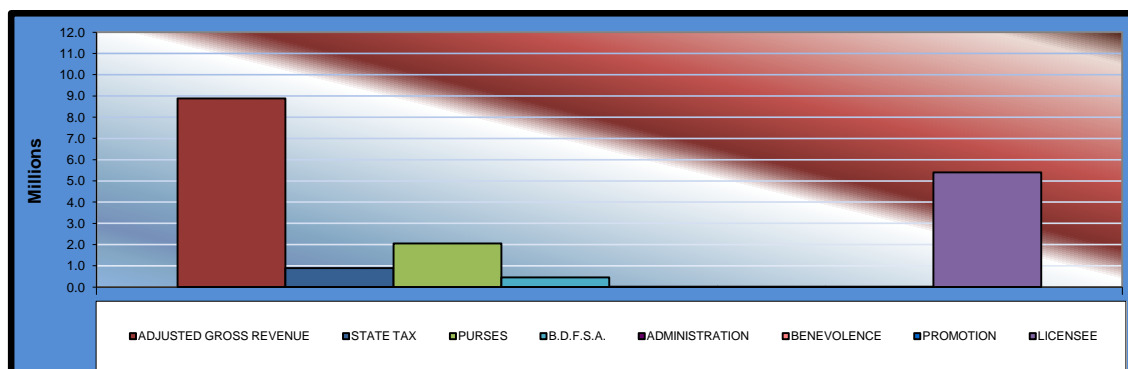
A handwritten signature in blue ink, appearing to read "Gary A. Jones".

GARY A. JONES, CPA, CFE  
OKLAHOMA STATE AUDITOR & INSPECTOR

February 13, 2013

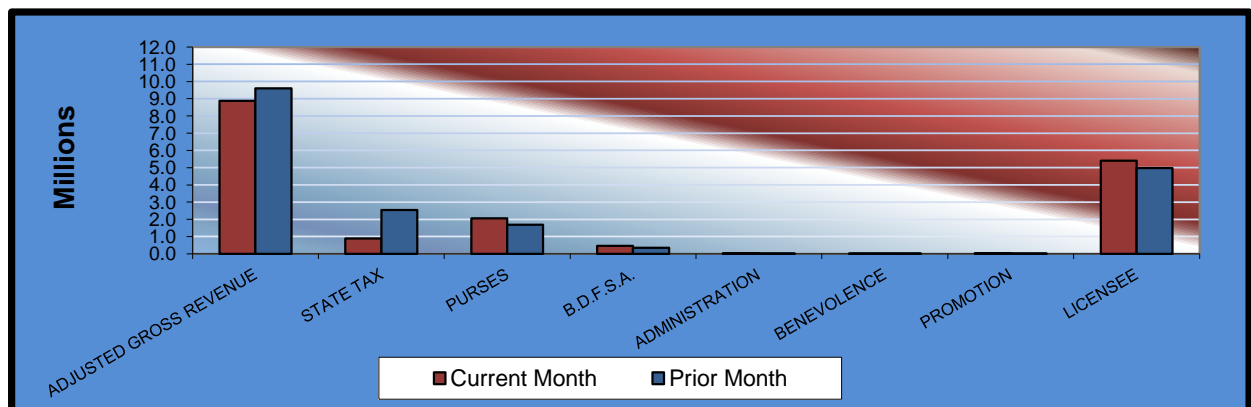
**OKLAHOMA STATE AUDITOR & INSPECTOR  
GAMING AT OKLAHOMA HORSE RACING TRACKS  
JANUARY 2013**

	<u>TOTAL</u>	<u>WILL ROGERS DOWNS</u>	<u>REMINGTON PARK</u>
Gaming Days This Month	62	31	31
Opening Date		12/09/05	11/21/05
Adjusted Gross Revenue	<u>\$8,876,776.93</u>	<u>\$1,511,740.39</u>	<u>\$7,365,036.54</u>
<b>State Tax</b>			
Higher Education Trust Fund	106,521.32	18,140.88	88,380.44
Education Reform	781,156.37	133,033.15	648,123.22
<b>Purse Fund</b>			
<u>Purses</u>			
Thoroughbred	1,042,682.38	164,401.77	878,280.61
Quarterhorse	901,194.00	150,512.65	750,681.35
Paint & Appaloosa	114,494.49	16,723.63	97,770.86
Breeding Development Fund			
<u>Special Account</u>			
Thoroughbred	218,697.58	19,841.59	198,855.99
Quarterhorse	234,047.96	15,306.37	218,741.59
Paint & Appaloosa	11,643.51	1,700.71	9,942.80
<u>Administration</u>			
Thoroughbred	12,937.23	1,889.68	11,047.55
Quarterhorse	11,643.51	1,700.71	9,942.80
Paint & Appaloosa	1,293.72	188.97	1,104.75
<u>Benevolence</u>			
Thoroughbred	6,468.62	944.84	5,523.78
Quarterhorse	5,821.75	850.35	4,971.40
Paint & Appaloosa	646.86	94.48	552.38
<u>Promotions</u>			
Thoroughbred	12,937.23	1,889.68	11,047.55
Quarterhorse	11,643.51	1,700.71	9,942.80
Paint & Appaloosa	1,293.72	188.97	1,104.75
<b>Licensee</b>	<u>\$5,401,653.17</u>	<u>\$982,631.25</u>	<u>\$4,419,021.92</u>



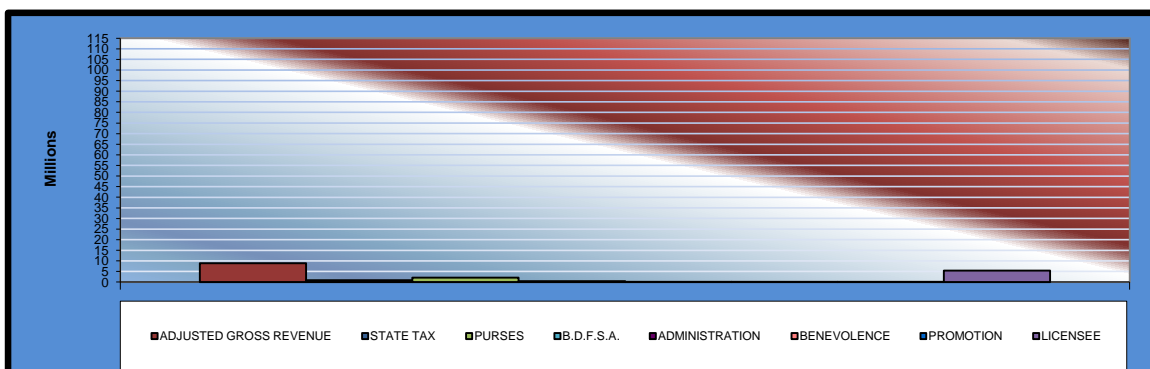
# OKLAHOMA STATE AUDITOR & INSPECTOR GAMING AT OKLAHOMA HORSE RACING TRACKS JANUARY 2013

	<u>TOTAL</u>	<u>PRIOR MONTH</u>	<u>% CHANGE</u>	<u>PRIOR YEAR</u>	<u>% CHANGE</u>
Gaming Days	62	62	0.00%	62	0.00%
Opening Date					
Adjusted Gross Revenue	\$8,876,776.93	\$9,604,449.74	-7.58%	\$8,908,352.12	-0.35%
<b>State Tax</b>					
Higher Education Trust Fund	106,521.32	304,258.74	-64.99%	106,900.23	-0.35%
Education Reform	781,156.37	2,231,230.79	-64.99%	783,934.99	-0.35%
<b>Purse Fund</b>					
<u>Purses</u>					
Thoroughbred	1,042,682.38	851,744.32	22.42%	1,075,344.97	-3.04%
Quarterhorse	901,194.00	741,720.78	21.50%	922,902.37	-2.35%
Paint & Appaloosa	114,494.49	92,651.21	23.58%	114,266.49	0.20%
Breeding Development Fund					
<u>Special Account</u>					
Thoroughbred	218,697.58	168,989.33	29.42%	183,523.17	19.17%
Quarterhorse	234,047.96	176,939.52	32.28%	210,078.94	11.41%
Paint & Appaloosa	11,643.51	9,422.16	23.58%	11,620.32	0.20%
<u>Administration</u>					
Thoroughbred	12,937.23	10,469.06	23.58%	12,911.47	0.20%
Quarterhorse	11,643.51	9,422.16	23.58%	11,620.32	0.20%
Paint & Appaloosa	1,293.72	1,046.90	23.58%	1,291.15	0.20%
<u>Benevolence</u>					
Thoroughbred	6,468.62	5,234.54	23.58%	6,455.73	0.20%
Quarterhorse	5,821.75	4,711.08	23.58%	5,810.17	0.20%
Paint & Appaloosa	646.86	523.46	23.57%	645.58	0.20%
<u>Promotions</u>					
Thoroughbred	12,937.23	10,469.06	23.58%	12,911.47	0.20%
Quarterhorse	11,643.51	9,422.16	23.58%	11,620.32	0.20%
Paint & Appaloosa	1,293.72	1,046.90	23.58%	1,291.15	0.20%
<b>Licensee</b>	\$5,401,653.17	\$4,975,147.57	8.57%	\$5,435,223.28	-0.62%



**OKLAHOMA STATE AUDITOR & INSPECTOR  
GAMING AT OKLAHOMA HORSE RACING TRACKS  
JANUARY 2013**

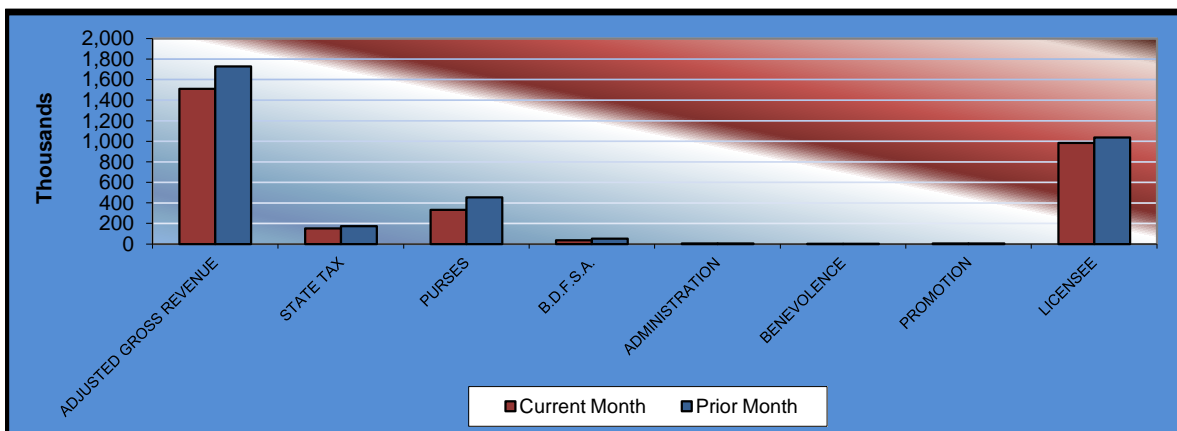
	<u>TOTAL</u>	<u>WILL ROGERS DOWNS</u>	<u>REMINGTON PARK</u>
Gaming Days This Year	62	31	31
Opening Date		12/09/05	11/21/05
Adjusted Gross Revenue	<u>\$8,876,776.93</u>	<u>\$1,511,740.39</u>	<u>\$7,365,036.54</u>
<b>State Tax</b>			
Higher Education Trust Fund	106,521.32	18,140.88	88,380.44
Education Reform	781,156.37	133,033.15	648,123.22
<b>Purse Fund</b>			
<u>Purses</u>			
Thoroughbred	1,042,682.38	164,401.77	878,280.61
Quarterhorse	901,194.00	150,512.65	750,681.35
Paint & Appaloosa	114,494.49	16,723.63	97,770.86
Breeding Development Fund			
<u>Special Account</u>			
Thoroughbred	218,697.58	19,841.59	198,855.99
Quarterhorse	234,047.96	15,306.37	218,741.59
Paint & Appaloosa	11,643.51	1,700.71	9,942.80
<u>Administration</u>			
Thoroughbred	12,937.23	1,889.68	11,047.55
Quarterhorse	11,643.51	1,700.71	9,942.80
Paint & Appaloosa	1,293.72	188.97	1,104.75
<u>Benevolence</u>			
Thoroughbred	6,468.62	944.84	5,523.78
Quarterhorse	5,821.75	850.35	4,971.40
Paint & Appaloosa	646.86	94.48	552.38
<u>Promotions</u>			
Thoroughbred	12,937.23	1,889.68	11,047.55
Quarterhorse	11,643.51	1,700.71	9,942.80
Paint & Appaloosa	1,293.72	188.97	1,104.75
<b>Licensee</b>	<b>\$5,401,653.17</b>	<b>\$982,631.25</b>	<b>\$4,419,021.92</b>





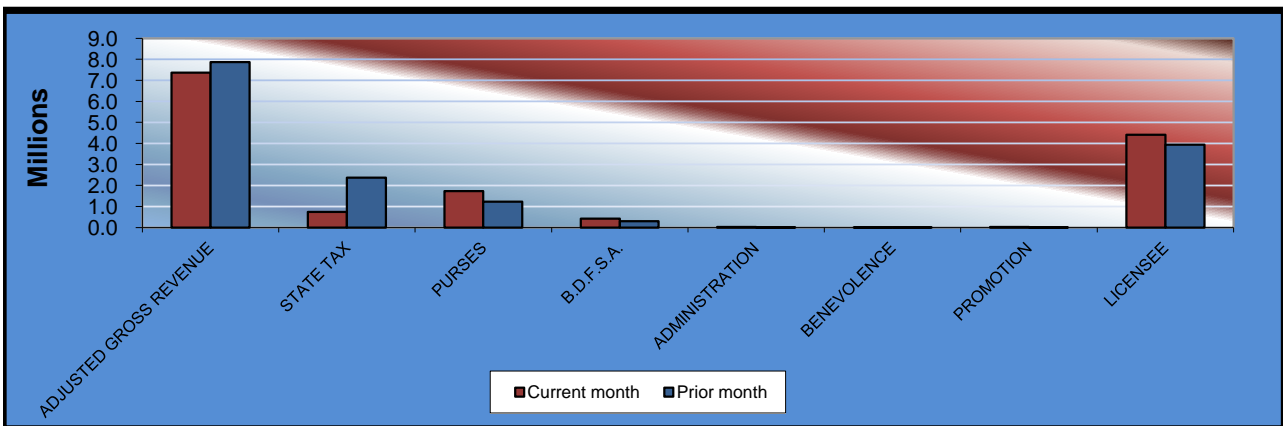
## OKLAHOMA STATE AUDITOR & INSPECTOR GAMING AT OKLAHOMA HORSE RACING TRACKS JANUARY 2013

<u>Will Rogers Downs</u>	<u>CURRENT MONTH</u>	<u>PRIOR MONTH</u>	<u>% CHANGE</u>	<u>January 2012</u>	<u>% CHANGE</u>
Gaming Days	31	31	0.00%	31	0.00%
Opening Date	12/09/05				
Adjusted Gross Revenue	\$1,511,740.39	\$1,729,226.93	-12.58%	\$1,804,240.46	-16.21%
<b>State Tax</b>					
Higher Education Trust Fund	18,140.88	20,750.72	-12.58%	21,650.89	-16.21%
Education Reform	133,033.15	152,171.97	-12.58%	158,773.16	-16.21%
<b>Purse Fund</b>					
<u>Purses</u>					
Thoroughbred	164,401.77	225,664.11	-27.15%	196,211.15	-16.21%
Quarterhorse	150,512.65	206,599.39	-27.15%	179,634.69	-16.21%
Paint & Appaloosa	16,723.63	22,955.49	-27.15%	19,959.41	-16.21%
<u>Breeding Development Fund</u>					
<u>Special Account</u>					
Thoroughbred	19,841.59	27,235.32	-27.15%	23,680.66	-16.21%
Quarterhorse	15,306.37	21,010.11	-27.15%	18,267.93	-16.21%
Paint & Appaloosa	1,700.71	2,334.46	-27.15%	2,029.77	-16.21%
<u>Administration</u>					
Thoroughbred	1,889.68	2,593.84	-27.15%	2,255.30	-16.21%
Quarterhorse	1,700.71	2,334.46	-27.15%	2,029.77	-16.21%
Paint & Appaloosa	188.97	259.38	-27.15%	225.53	-16.21%
<u>Benevolence</u>					
Thoroughbred	944.84	1,296.92	-27.15%	1,127.65	-16.21%
Quarterhorse	850.35	1,167.23	-27.15%	1,014.89	-16.21%
Paint & Appaloosa	94.48	129.69	-27.15%	112.77	-16.22%
<u>Promotions</u>					
Thoroughbred	1,889.68	2,593.84	-27.15%	2,255.30	-16.21%
Quarterhorse	1,700.71	2,334.46	-27.15%	2,029.77	-16.21%
Paint & Appaloosa	188.97	259.38	-27.15%	225.53	-16.21%
<b>Licensee</b>	\$982,631.25	\$1,037,536.16	-5.29%	\$1,172,756.29	-16.21%



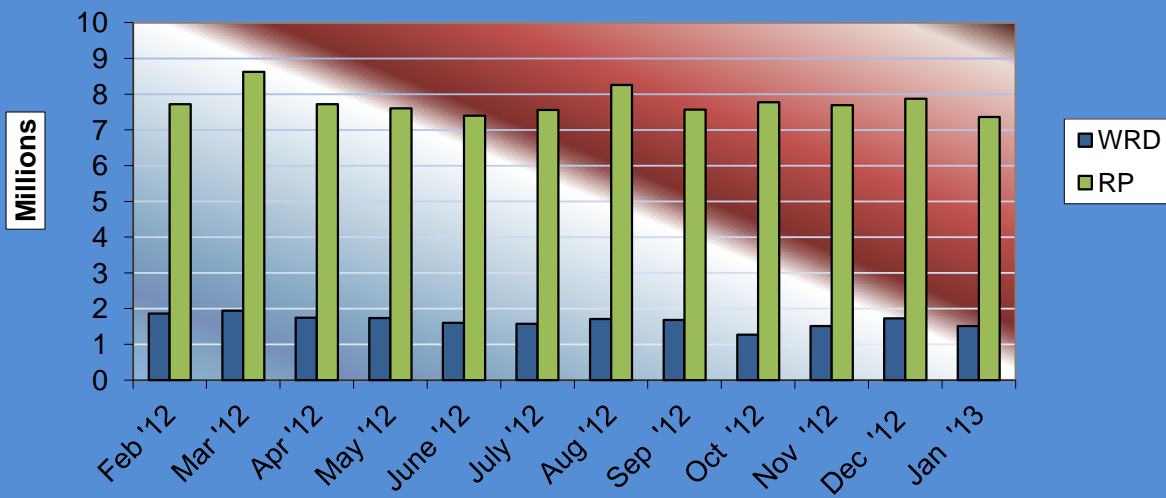
# OKLAHOMA STATE AUDITOR & INSPECTOR GAMING AT OKLAHOMA HORSE RACING TRACKS JANUARY 2013

<u>Remington Park</u>	<u>CURRENT MONTH</u>	<u>PRIOR MONTH</u>	<u>% CHANGE</u>	<u>January 2012</u>	<u>% CHANGE</u>
Gaming Days	31	31	0.00%	31	0.00%
Opening Date	11/21/05				
Adjusted Gross Revenue	\$7,365,036.54	\$7,875,222.81	-6.48%	\$7,104,111.66	3.67%
<b>State Tax</b>					
Higher Education Trust Fund	88,380.44	283,508.02	-68.83%	85,249.34	3.67%
Education Reform	648,123.22	2,079,058.82	-68.83%	625,161.83	3.67%
<b>Purse Fund</b>					
<u>Purses</u>					
Thoroughbred	878,280.61	626,080.21	40.28%	879,133.82	-0.10%
Quarterhorse	750,681.35	535,121.39	40.28%	743,267.68	1.00%
Paint & Appaloosa	97,770.86	69,695.72	40.28%	94,307.08	3.67%
<u>Breeding Development Fund</u>					
<u>Special Account</u>					
Thoroughbred	198,855.99	141,754.01	40.28%	159,842.51	24.41%
Quarterhorse	218,741.59	155,929.41	40.28%	191,811.01	14.04%
Paint & Appaloosa	9,942.80	7,087.70	40.28%	9,590.55	3.67%
<u>Administration</u>					
Thoroughbred	11,047.55	7,875.22	40.28%	10,656.17	3.67%
Quarterhorse	9,942.80	7,087.70	40.28%	9,590.55	3.67%
Paint & Appaloosa	1,104.75	787.52	40.28%	1,065.62	3.67%
<u>Benevolence</u>					
Thoroughbred	5,523.78	3,937.62	40.28%	5,328.08	3.67%
Quarterhorse	4,971.40	3,543.85	40.28%	4,795.28	3.67%
Paint & Appaloosa	552.38	393.77	40.28%	532.81	3.67%
<u>Promotions</u>					
Thoroughbred	11,047.55	7,875.22	40.28%	10,656.17	3.67%
Quarterhorse	9,942.80	7,087.70	40.28%	9,590.55	3.67%
Paint & Appaloosa	1,104.75	787.52	40.28%	1,065.62	3.67%
<b>Licensee</b>	\$4,419,021.92	\$3,937,611.41	12.23%	\$4,262,466.99	3.67%



**OKLAHOMA STATE AUDITOR & INSPECTOR  
GAMING AT OKLAHOMA HORSE RACING TRACKS  
JANUARY 2013**

**ADJUSTED GROSS REVENUE  
PREVIOUS TWELVE MONTHS**





OFFICE OF THE STATE AUDITOR AND INSPECTOR

2300 N. LINCOLN BOULEVARD, ROOM 100

OKLAHOMA CITY, OK 73105-4896

[WWW.SAI.OK.GOV](http://WWW.SAI.OK.GOV)