

CONTRACT AUDIT

**OKLAHOMA HORSE RACING COMMISSION
AUDIT REPORT OF GAMING OPERATIONS
WILL ROGERS DOWNS AND REMINGTON PARK**

June 2016



Oklahoma State
Auditor & Inspector
Gary A. Jones, CPA, CFE

**OKLAHOMA HORSE RACING COMMISSION
AUDIT REPORT OF GAMING OPERATIONS
WILL ROGERS DOWNS AND REMINGTON PARK
JUNE 2016**

This publication, issued by the Oklahoma State Auditor and Inspector's Office as authorized by 74 O.S. § 212, has not been printed, but is available on the agency's website (www.sai.ok.gov) and in the Oklahoma Department of Libraries Publications Clearinghouse Digital Collection (<http://digitalprairie.ok.gov/cdm/search/collection/audits/>) pursuant to 65 O.S. § 3-114.



Oklahoma State Auditor & Inspector

2300 N. Lincoln Blvd. • State Capitol, Room 100 • Oklahoma City, OK 73105 • Phone: 405.521.3495 • Fax: 405.521.3426

July 6, 2016

**TO THE MEMBERS OF THE OKLAHOMA
HORSE RACING COMMISSION**

Transmitted herewith is the Audit Report of Gaming Operations for Will Rogers Downs and Remington Park for the month of June 2016. The report is the result of our monitoring and data accumulation in accordance with the State Auditor and Inspector's contract with the Oklahoma Horse Racing Commission (OHRC) and Title 3A of the Oklahoma Statutes for Gaming.

The goal of the State Auditor and Inspector is to promote accountability and fiscal integrity in state and local government. Maintaining our independence as we provide this service to the taxpayers of Oklahoma is of utmost importance.

We wish to take this opportunity to express our appreciation for the assistance and cooperation extended to our Office during our engagement.

Sincerely,

A handwritten signature in blue ink that reads "Gary A. Jones".

GARY A. JONES, CPA, CFE
OKLAHOMA STATE AUDITOR & INSPECTOR

**OKLAHOMA HORSE RACING COMMISSION
Audit Report of Gaming Operations
Will Rogers Downs and Remington Park
For the Month of June 2016**

TABLE OF CONTENTS

	<u>PAGE</u>
STATE AUDITOR AND INSPECTOR LETTER	4
TOTAL GAMING REVENUE	5
COMPARISON OF PRIOR MONTH AND PRIOR YEAR MONTH.....	6
YEAR TO DATE GAMING TOTALS.....	7
WILL ROGERS DOWNS REVENUE.....	8
REMINGTON PARK REVENUE.....	9
PRIOR TWELVE MONTH GRAPH.....	10



Oklahoma State Auditor & Inspector

2300 N. Lincoln Blvd. • State Capitol, Room 100 • Oklahoma City, OK 73105 • Phone: 405.521.3495 • Fax: 405.521.3426

TO THE MEMBERS OF THE OKLAHOMA HORSE RACING COMMISSION

We performed an audit in accordance with the OHRC Gaming Contract and Title 3A of the Oklahoma Statutes for Gaming. The information presented in this report is derived from gaming data obtained from the gaming vendors and licensees located at Will Rogers Downs and Remington Park for the month of June 2016.

Because our procedures do not constitute an audit conducted in accordance with generally accepted auditing standards, we do not express such an opinion on the information. This report relates only to this information and does not extend to any financial statements of the racetracks or racinos.

In planning and performing these procedures, we considered the internal control structure of the gaming departments; however, our procedures were substantially less in scope than the procedures we would have applied if we had been engaged to express an opinion on the internal controls. Accordingly, we do not express an opinion on their internal control structure.

Sincerely,

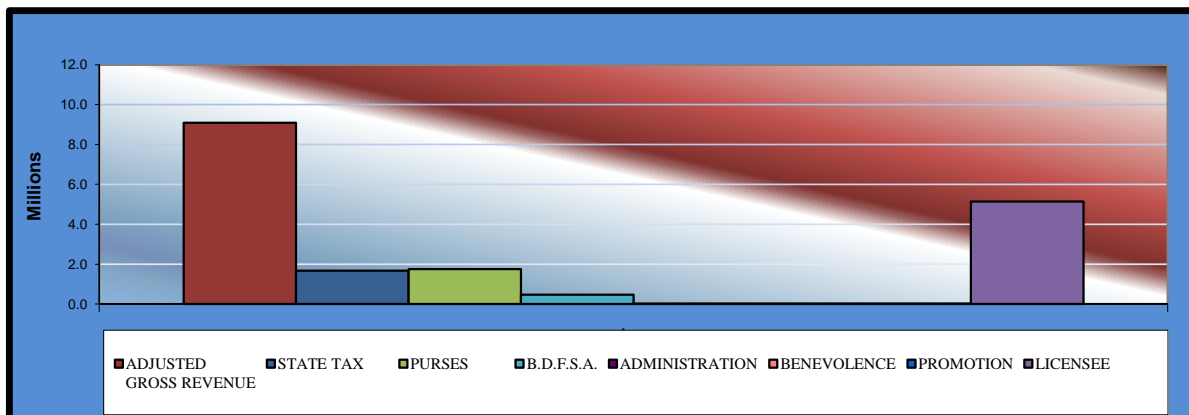
A handwritten signature in blue ink that reads "Gary A. Jones".

**GARY A. JONES, CPA, CFE
OKLAHOMA STATE AUDITOR & INSPECTOR**

July 6, 2016

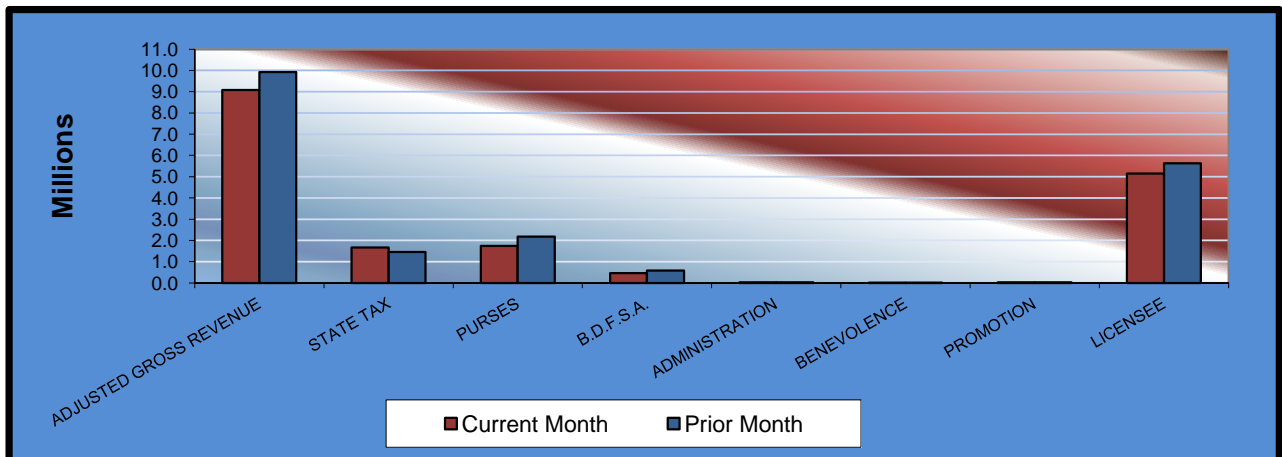
Gaming at Oklahoma Horse Racing Tracks Will Rogers Downs and Remington Park Total Gaming Revenue June 2016

	<u>TOTAL</u>	<u>WILL ROGERS DOWNS</u>	<u>REMINGTON PARK</u>
Gaming Days This Month	60	30	30
Adjusted Gross Revenue	<u>\$9,087,299.79</u>	<u>\$1,446,820.86</u>	<u>\$7,640,478.93</u>
State Tax			
General Revenue Fund	200,733.34	17,361.85	183,371.49
Education Reform	1,472,044.53	127,320.24	1,344,724.29
Purse Fund			
<u>Purses</u>			
Thoroughbred	897,513.17	157,341.77	740,171.40
Quarterhorse	750,034.59	144,049.10	605,985.49
Paint & Appaloosa	100,528.26	16,005.46	84,522.80
Breeding Development Fund			
<u>Special Account</u>			
Thoroughbred	210,001.49	18,989.52	191,011.97
Quarterhorse	246,728.61	14,649.06	232,079.55
Paint & Appaloosa	10,223.21	1,627.67	8,595.54
<u>Administration</u>			
Thoroughbred	11,359.13	1,808.53	9,550.60
Quarterhorse	10,223.21	1,627.67	8,595.54
Paint & Appaloosa	1,135.91	180.85	955.06
<u>Benevolence</u>			
Thoroughbred	5,679.56	904.26	4,775.30
Quarterhorse	5,111.61	813.84	4,297.77
Paint & Appaloosa	567.95	90.43	477.52
<u>Promotions</u>			
Thoroughbred	11,359.13	1,808.53	9,550.60
Quarterhorse	10,223.21	1,627.67	8,595.54
Paint & Appaloosa	1,135.91	180.85	955.06
Licensee	\$5,142,696.97	\$940,433.56	\$4,202,263.41



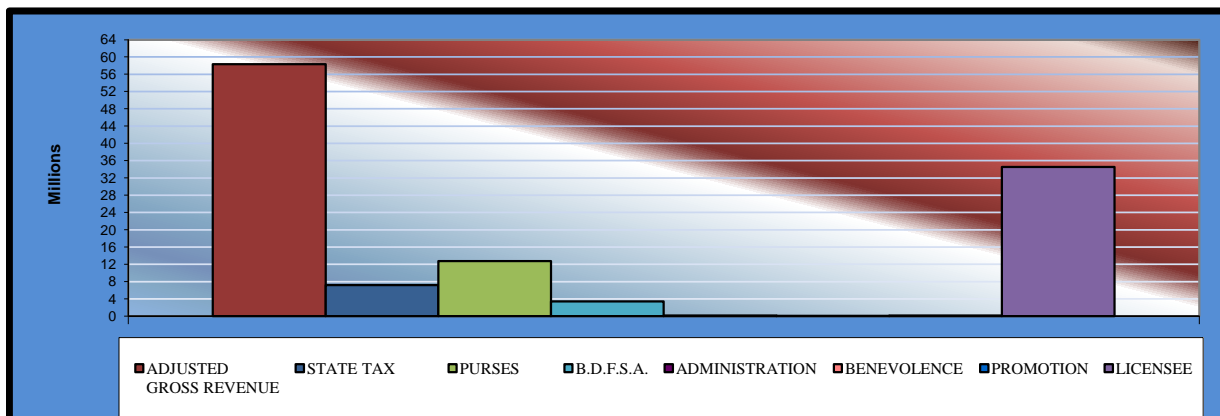
Gaming at Oklahoma Horse Racing Tracks Will Rogers Downs and Remington Park Comparison of Prior Month and Prior Year Month June 2016

	<u>TOTAL</u>	<u>PRIOR MONTH</u>	<u>% CHANGE</u>	<u>PRIOR YEAR</u>	<u>% CHANGE</u>
Gaming Days	60	62	-3.23%	60	0.00%
Adjusted Gross Revenue	\$9,087,299.79	\$9,926,901.54	-8.46%	\$8,843,535.07	2.76%
State Tax					
General Revenue Fund	200,733.34	174,542.58	15.01%	194,721.01	3.09%
Education Reform	1,472,044.53	1,279,978.95	15.01%	1,427,954.10	3.09%
Purse Fund					
<u>Purses</u>					
Thoroughbred	897,513.17	1,120,494.70	-19.90%	874,058.74	2.68%
Quarterhorse	750,034.59	935,725.00	-19.84%	772,504.92	-2.91%
Paint & Appaloosa	100,528.26	125,587.72	-19.95%	97,831.57	2.76%
<u>Breeding Development Fund</u>					
<u>Special Account</u>					
Thoroughbred	210,001.49	263,098.95	-20.18%	203,747.09	3.07%
Quarterhorse	246,728.61	309,509.34	-20.28%	197,520.30	24.91%
Paint & Appaloosa	10,223.21	12,771.64	-19.95%	9,949.01	2.76%
<u>Administration</u>					
Thoroughbred	11,359.13	14,190.73	-19.95%	11,054.42	2.76%
Quarterhorse	10,223.21	12,771.63	-19.95%	9,949.00	2.76%
Paint & Appaloosa	1,135.91	1,419.04	-19.95%	1,105.45	2.76%
<u>Benevolence</u>					
Thoroughbred	5,679.56	7,095.34	-19.95%	5,527.21	2.76%
Quarterhorse	5,111.61	6,385.79	-19.95%	4,974.49	2.76%
Paint & Appaloosa	567.95	709.55	-19.96%	552.70	2.76%
<u>Promotions</u>					
Thoroughbred	11,359.13	14,190.73	-19.95%	11,054.42	2.76%
Quarterhorse	10,223.21	12,771.63	-19.95%	9,949.00	2.76%
Paint & Appaloosa	1,135.91	1,419.04	-19.95%	1,105.45	2.76%
Licensee	\$5,142,696.97	\$5,634,239.18	-8.72%	\$5,009,976.19	2.65%



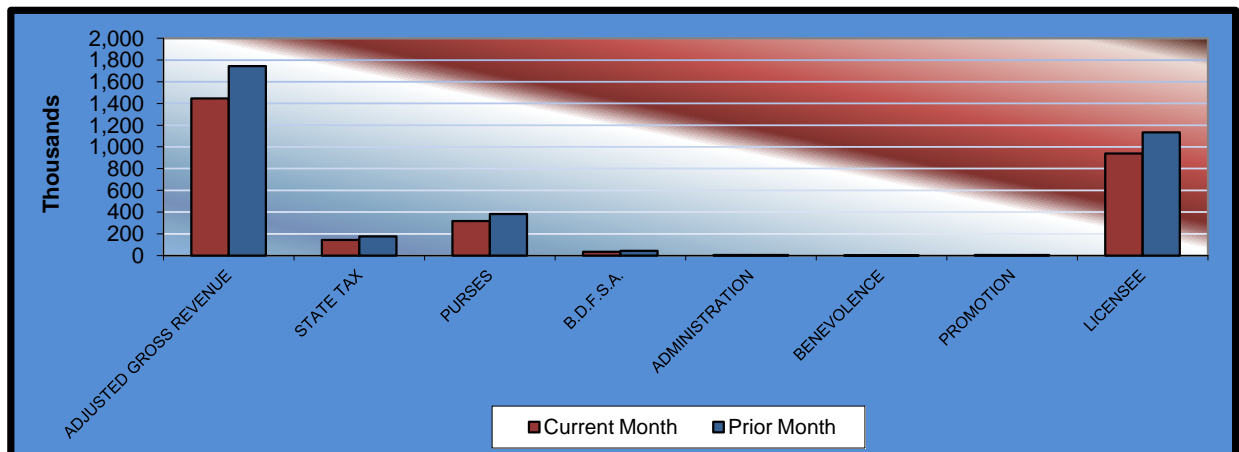
Gaming at Oklahoma Horse Racing Tracks Will Rogers Downs and Remington Park Year to Date Gaming Totals June 2016

	<u>TOTAL</u>	<u>WILL ROGERS DOWNS</u>	<u>REMINGTON PARK</u>
Gaming Days This Year	364	182	182
Adjusted Gross Revenue	<u>\$58,360,235.14</u>	<u>\$9,665,596.76</u>	<u>\$48,694,638.38</u>
State Tax			
General Revenue Fund	864,658.46	115,987.15	748,671.31
Education Reform	6,340,828.87	850,572.51	5,490,256.36
Purse Fund			
<u>Purses</u>			
Thoroughbred	6,543,426.74	1,051,133.65	5,492,293.09
Quarterhorse	5,458,924.56	962,331.05	4,496,593.51
Paint & Appaloosa	734,110.09	106,925.64	627,184.45
Breeding Development Fund			
<u>Special Account</u>			
Thoroughbred	1,544,226.93	126,860.97	1,417,365.96
Quarterhorse	1,819,963.79	97,864.14	1,722,099.65
Paint & Appaloosa	74,655.26	10,873.79	63,781.47
<u>Administration</u>			
Thoroughbred	82,950.34	12,082.04	70,868.30
Quarterhorse	74,655.24	10,873.77	63,781.47
Paint & Appaloosa	8,295.03	1,208.20	7,086.83
<u>Benevolence</u>			
Thoroughbred	41,475.14	6,040.99	35,434.15
Quarterhorse	37,327.57	5,436.84	31,890.73
Paint & Appaloosa	4,147.51	604.11	3,543.40
<u>Promotions</u>			
Thoroughbred	82,950.34	12,082.04	70,868.30
Quarterhorse	74,655.24	10,873.77	63,781.47
Paint & Appaloosa	8,295.03	1,208.20	7,086.83
Licensee	\$34,564,689.00	\$6,282,637.90	\$28,282,051.10



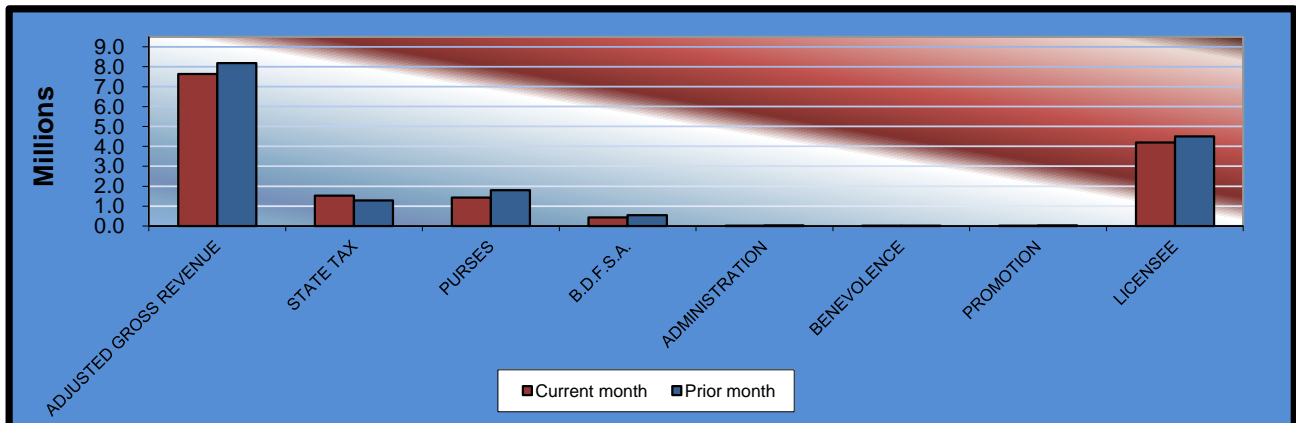
**Gaming at Oklahoma Horse Racing Tracks
Will Rogers Downs and Remington Park
Will Rogers Downs Revenue
June 2016**

<u>Will Rogers Downs</u>	<u>CURRENT MONTH</u>	<u>PRIOR MONTH</u>	<u>% CHANGE</u>	<u>June 2015</u>	<u>% CHANGE</u>
Gaming Days	30	31	-3.23%	30	0.00%
Adjusted Gross Revenue	\$1,446,820.86	\$1,744,433.35	-17.06%	\$1,460,319.05	-0.92%
State Tax					
General Revenue Fund	17,361.85	20,933.20	-17.06%	17,523.83	-0.92%
Education Reform	127,320.24	153,510.13	-17.06%	128,508.08	-0.92%
Purse Fund					
<u>Purses</u>					
Thoroughbred	157,341.77	189,707.11	-17.06%	158,809.69	-0.92%
Quarterhorse	144,049.10	173,680.19	-17.06%	145,393.01	-0.92%
Paint & Appaloosa	16,005.46	19,297.78	-17.06%	16,154.74	-0.92%
Breeding Development Fund					
<u>Special Account</u>					
Thoroughbred	18,989.52	22,895.70	-17.06%	19,166.69	-0.92%
Quarterhorse	14,649.06	17,662.39	-17.06%	14,785.70	-0.92%
Paint & Appaloosa	1,627.67	1,962.49	-17.06%	1,642.89	-0.93%
<u>Administration</u>					
Thoroughbred	1,808.53	2,180.57	-17.06%	1,825.40	-0.92%
Quarterhorse	1,627.67	1,962.48	-17.06%	1,642.88	-0.93%
Paint & Appaloosa	180.85	218.03	-17.05%	182.55	-0.93%
<u>Benevolence</u>					
Thoroughbred	904.26	1,090.26	-17.06%	912.70	-0.92%
Quarterhorse	813.84	981.22	-17.06%	821.43	-0.92%
Paint & Appaloosa	90.43	109.04	-17.07%	91.25	-0.90%
<u>Promotions</u>					
Thoroughbred	1,808.53	2,180.57	-17.06%	1,825.40	-0.92%
Quarterhorse	1,627.67	1,962.48	-17.06%	1,642.88	-0.93%
Paint & Appaloosa	180.85	218.03	-17.05%	182.55	-0.93%
Licensee	\$940,433.56	\$1,133,881.68	-17.06%	\$949,207.38	-0.92%

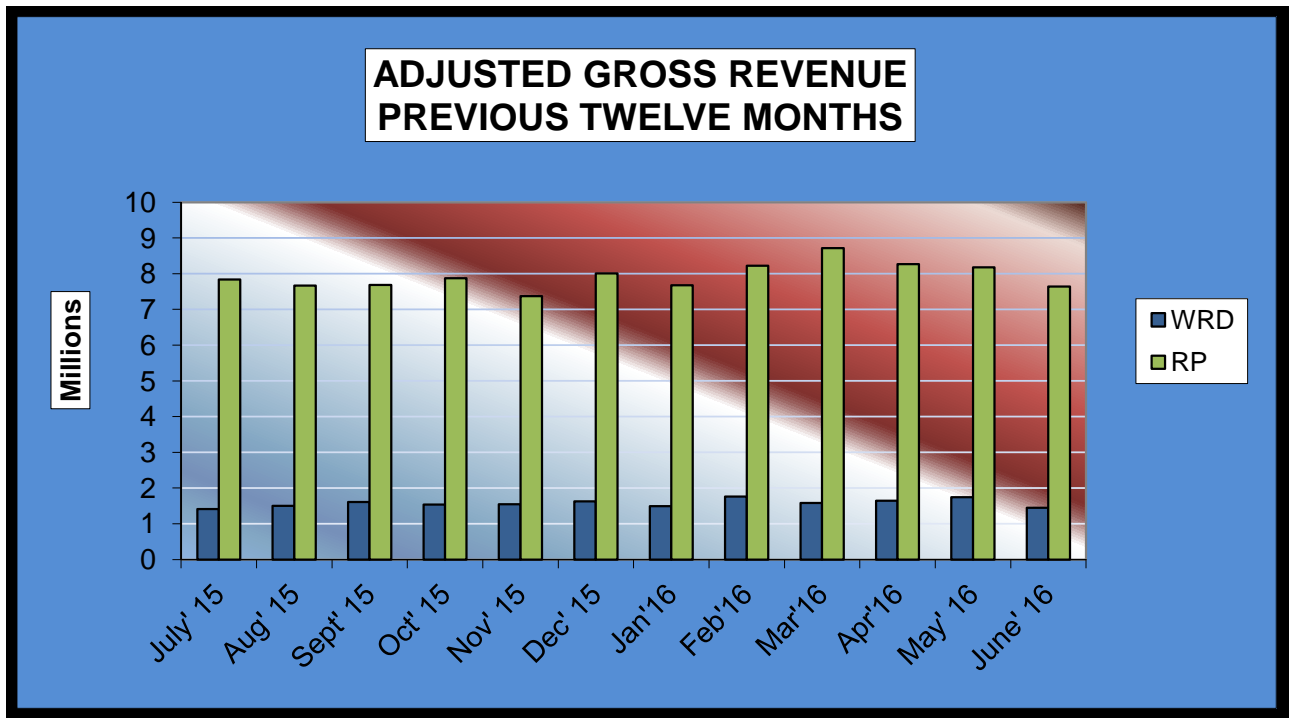


Gaming at Oklahoma Horse Racing Tracks Will Rogers Downs and Remington Park Remington Park Revenue June 2016

<u>Remington Park</u>	<u>CURRENT MONTH</u>	<u>PRIOR MONTH</u>	<u>% CHANGE</u>	<u>June 2015</u>	<u>% CHANGE</u>
Gaming Days	30	31	-3.23%	30	0.00%
Adjusted Gross Revenue	\$ 7,640,478.93	\$8,182,468.19	-6.62%	\$7,383,216.02	3.48%
State Tax					
General Revenue Fund	183,371.49	153,609.38	19.38%	177,197.18	3.48%
Education Reform	1,344,724.29	1,126,468.82	19.38%	1,299,446.02	3.48%
Purse Fund					
<u>Purses</u>					
Thoroughbred	740,171.40	930,787.59	-20.48%	715,249.05	3.48%
Quarterhorse	605,985.49	762,044.81	-20.48%	627,111.91	-3.37%
Paint & Appaloosa	84,522.80	106,289.94	-20.48%	81,676.83	3.48%
Breeding Development Fund					
<u>Special Account</u>					
Thoroughbred	191,011.97	240,203.25	-20.48%	184,580.40	3.48%
Quarterhorse	232,079.55	291,846.95	-20.48%	182,734.60	27.00%
Paint & Appaloosa	8,595.54	10,809.15	-20.48%	8,306.12	3.48%
<u>Administration</u>					
Thoroughbred	9,550.60	12,010.16	-20.48%	9,229.02	3.48%
Quarterhorse	8,595.54	10,809.15	-20.48%	8,306.12	3.48%
Paint & Appaloosa	955.06	1,201.01	-20.48%	922.90	3.48%
<u>Benevolence</u>					
Thoroughbred	4,775.30	6,005.08	-20.48%	4,614.51	3.48%
Quarterhorse	4,297.77	5,404.57	-20.48%	4,153.06	3.48%
Paint & Appaloosa	477.52	600.51	-20.48%	461.45	3.48%
<u>Promotions</u>					
Thoroughbred	9,550.60	12,010.16	-20.48%	9,229.02	3.48%
Quarterhorse	8,595.54	10,809.15	-20.48%	8,306.12	3.48%
Paint & Appaloosa	955.06	1,201.01	-20.48%	922.90	3.48%
Licensee	\$ 4,202,263.41	\$4,500,357.50	-6.62%	\$4,060,768.81	3.48%



**Gaming at Oklahoma Horse Racing Tracks
Will Rogers Downs and Remington Park
Prior Twelve Month Graph
June 2016**





OFFICE OF THE STATE AUDITOR & INSPECTOR
2300 N. LINCOLN BOULEVARD, ROOM 100
OKLAHOMA CITY, OK 73105-4896

WWW.SAI.OK.GOV