

**WILL ROGERS
DOWNS
AND REMINGTON
PARK**

JULY 2010

**GAMING
AUDIT**



Oklahoma State Auditor
& Inspector

**OKLAHOMA HORSE RACING COMMISSION
STATISTICAL REPORT OF GAMING OPERATIONS
WILL ROGERS DOWNS AND REMINGTON PARK
JULY 2010**

This publication is printed and issued by the State Auditor and Inspector as authorized by 3A O.S. 2001, § 261 *et seq.* and 74 O.S. 2001, § 3105(B). Eight copies have been prepared and distributed at a cost of \$43.71. Copies have been deposited with the Publications Clearinghouse of the Oklahoma Department of Libraries.

STATE AUDITOR AND INSPECTOR

STEVE BURRAGE, CPA
State Auditor

MICHELLE R. DAY, ESQ.
Chief Deputy



2300 N. Lincoln Boulevard State Capitol, Room 100 Oklahoma City, OK 73105-4801 Phone (405) 521-3495 Fax (405) 521-3426 www.sai.ok.gov

July 16, 2010

**TO THE MEMBERS OF THE OKLAHOMA
HORSE RACING COMMISSION**

This is the Statistical Report of Gaming Operations for Will Rogers Downs and Remington Park for the month of July 2010. The report is the result of our monitoring and data accumulation.

Thank you for the assistance and cooperation extended to our office during the course of our audit. We are committed to providing independent audit reports that serve as a management tool and provide accountability to the people of the State of Oklahoma.

Sincerely,

A handwritten signature in blue ink, reading "Steve Burrage", is positioned above the printed name.

STEVE BURRAGE, CPA
STATE AUDITOR & INSPECTOR

**OKLAHOMA HORSE RACING COMMISSION
STATISTICAL REPORT OF GAMING OPERATIONS
WILL ROGERS DOWNS AND REMINGTON PARK
FOR THE MONTH OF JULY 2010**

TABLE OF CONTENTS

	<u>PAGE</u>
STATE AUDITOR AND INSPECTOR LETTER	4
STATISTICAL REPORT OF GAMING OPERATIONS	5

STATE AUDITOR AND INSPECTOR

STEVE BURRAGE, CPA
State Auditor

MICHELLE R. DAY, ESQ.
Chief Deputy



2300 N. Lincoln Boulevard State Capitol, Room 100 Oklahoma City, OK 73105-4801 Phone (405) 521-3495 Fax (405) 521-3426 www.sai.ok.gov

TO THE MEMBERS OF THE OKLAHOMA HORSE RACING COMMISSION

We compiled the information presented in this report from the statistical data obtained from the gaming vendors and licensees located at Will Rogers Downs and Remington Park for the month of July 2010.

We were not engaged to perform an audit in accordance with generally accepted auditing standards, the objective of which would be the expression of an opinion on specified elements or accounts. Accordingly, we do not express such an opinion. This report relates only to the procedures specified above and does not extend to any financial statements of the racetracks or racinos taken as a whole.

In planning and performing these procedures, we considered the internal control structure of the gaming departments; however, our procedures were substantially less in scope than the procedures we would have applied if we had been engaged to express an opinion on the internal controls. Accordingly, we do not express an opinion on their internal control structure.

Sincerely,

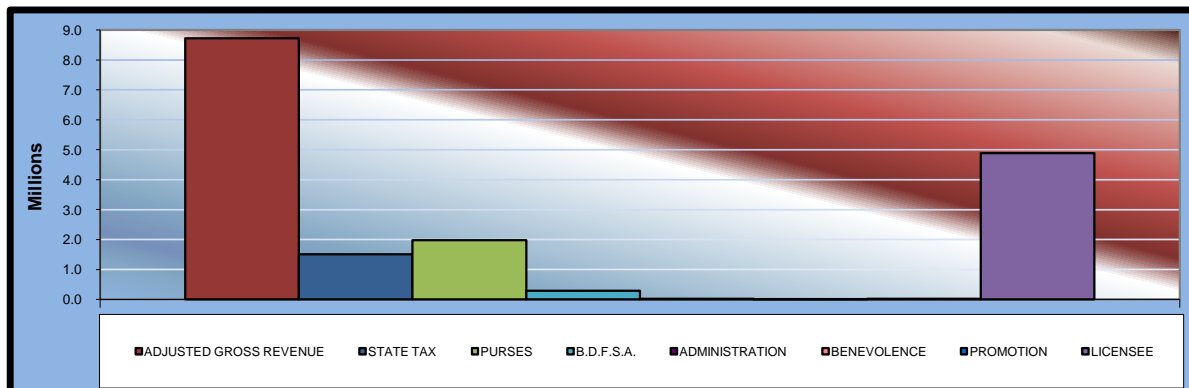
A handwritten signature in blue ink, reading "Steve Burrage", is positioned above the printed name.

STEVE BURRAGE, CPA
STATE AUDITOR & INSPECTOR

July 16, 2010

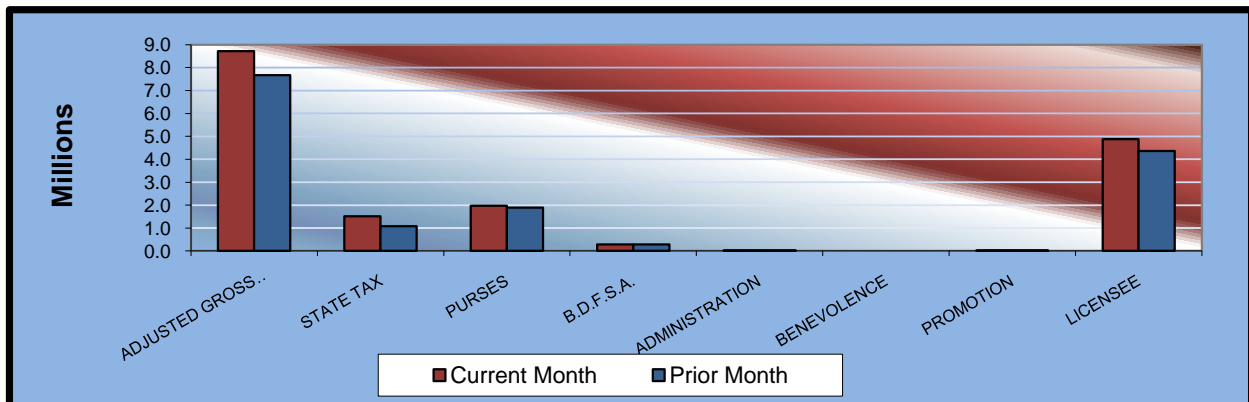
**OKLAHOMA STATE AUDITOR & INSPECTOR
GAMING AT OKLAHOMA HORSE RACING TRACKS
JULY 2010**

	<u>TOTAL</u>	<u>WILL ROGERS DOWNS</u>	<u>REMINGTON PARK</u>
Gaming Days This Month	62	31	31
Opening Date		12/09/05	11/21/05
Adjusted Gross Revenue	<u>\$8,722,858.86</u>	<u>\$1,643,835.84</u>	<u>\$7,079,023.02</u>
State Tax			
Higher Education Trust Fund	181,603.20	19,726.03	161,877.17
Education Reform	1,331,756.78	144,657.55	1,187,099.23
Purse Fund			
<u>Purses</u>			
Thoroughbred	997,898.09	212,758.45	785,139.64
Quarterhorse	876,615.83	194,784.03	681,831.80
Paint & Appaloosa	102,911.51	21,642.67	81,268.84
Breeding Development Fund			
<u>Special Account</u>			
Thoroughbred	135,872.78	25,677.74	110,195.04
Quarterhorse	143,777.97	19,808.55	123,969.42
Paint & Appaloosa	10,465.58	2,200.95	8,264.63
<u>Administration</u>			
Thoroughbred	11,628.42	2,445.50	9,182.92
Quarterhorse	10,465.58	2,200.95	8,264.63
Paint & Appaloosa	1,162.85	244.56	918.29
<u>Benevolence</u>			
Thoroughbred	5,814.21	1,222.75	4,591.46
Quarterhorse	5,232.78	1,100.47	4,132.31
Paint & Appaloosa	581.40	122.26	459.14
<u>Promotions</u>			
Thoroughbred	11,628.42	2,445.50	9,182.92
Quarterhorse	10,465.58	2,200.95	8,264.63
Paint & Appaloosa	1,162.85	244.56	918.29
Licensee	<u>\$4,883,815.03</u>	<u>\$990,352.37</u>	<u>\$3,893,462.66</u>



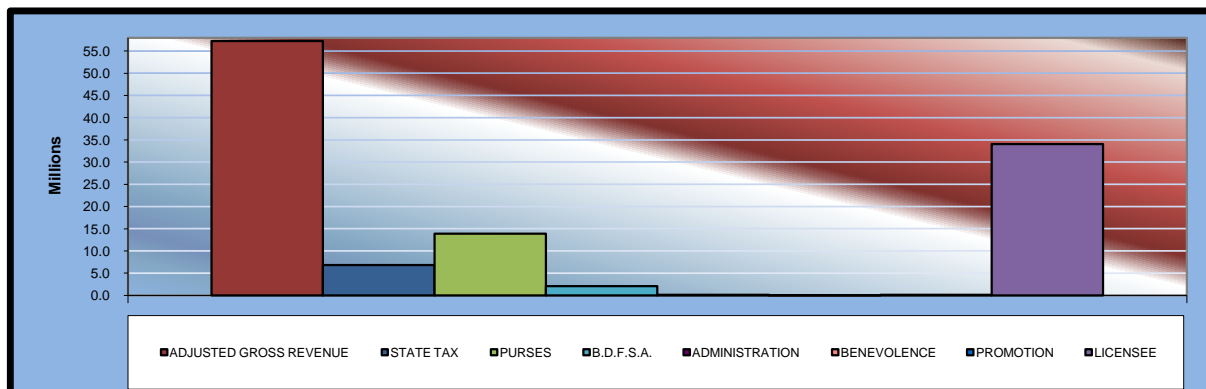
**OKLAHOMA STATE AUDITOR & INSPECTOR
GAMING AT OKLAHOMA HORSE RACING TRACKS
JULY 2010**

	<u>TOTAL</u>	<u>PRIOR MONTH</u>	<u>% CHANGE</u>	<u>PRIOR YEAR</u>	<u>% CHANGE</u>
Gaming Days	62	62	0.00%	90	-31.11%
Opening Date					
Adjusted Gross Revenue	\$8,722,858.86	\$7,663,587.29	13.82%	\$7,740,874.52	12.69%
State Tax					
Higher Education Trust Fund	181,603.20	129,307.57	40.44%	135,584.65	33.94%
Education Reform	1,331,756.78	948,255.54	40.44%	994,287.41	33.94%
Purse Fund					
<u>Purses</u>					
Thoroughbred	997,898.09	954,784.82	4.52%	929,868.05	7.32%
Quarterhorse	876,615.83	836,527.95	4.79%	843,044.43	3.98%
Paint & Appaloosa	102,911.51	98,549.22	4.43%	125,035.68	-17.69%
Breeding Development Fund					
<u>Special Account</u>					
Thoroughbred	135,872.78	130,927.01	3.78%	126,775.75	7.18%
Quarterhorse	143,777.97	140,612.71	2.25%	134,187.84	7.15%
Paint & Appaloosa	10,465.58	10,021.96	4.43%	12,715.50	-17.69%
<u>Administration</u>					
Thoroughbred	11,628.42	11,135.50	4.43%	10,837.37	7.30%
Quarterhorse	10,465.58	10,021.96	4.43%	10,022.90	4.42%
Paint & Appaloosa	1,162.85	1,113.55	4.43%	1,412.83	-17.69%
<u>Benevolence</u>					
Thoroughbred	5,814.21	5,567.76	4.43%	5,418.69	7.30%
Quarterhorse	5,232.78	5,010.98	4.43%	5,011.45	4.42%
Paint & Appaloosa	581.40	556.78	4.42%	706.41	-17.70%
<u>Promotions</u>					
Thoroughbred	11,628.42	11,135.50	4.43%	10,837.37	7.30%
Quarterhorse	10,465.58	10,021.96	4.43%	10,022.90	4.42%
Paint & Appaloosa	1,162.85	1,113.55	4.43%	1,412.83	-17.69%
Licensee	\$4,883,815.03	\$4,358,922.97	12.04%	\$4,383,692.46	11.41%



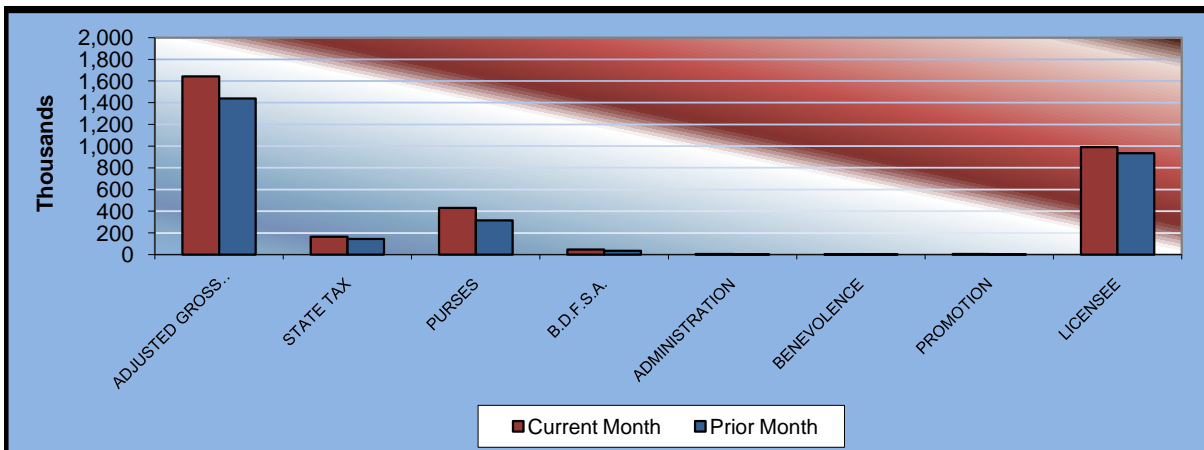
**OKLAHOMA STATE AUDITOR & INSPECTOR
GAMING AT OKLAHOMA HORSE RACING TRACKS
CALENDAR 2010**

	<u>TOTAL</u>	<u>WILL ROGERS DOWNS</u>	<u>REMINGTON PARK</u>
Gaming Days This Year	424	212	212
Opening Date		12/09/05	11/21/05
Adjusted Gross Revenue	<u>\$57,235,932.13</u>	<u>\$11,562,818.57</u>	<u>\$45,673,113.56</u>
State Tax			
Higher Education Trust Fund	815,740.69	138,753.82	676,986.87
Education Reform	5,982,098.41	1,017,528.02	4,964,570.39
Purse Fund			
<u>Purses</u>			
Thoroughbred	7,026,279.59	1,291,447.84	5,734,831.75
Quarterhorse	6,162,591.36	1,182,342.72	4,980,248.64
Paint & Appaloosa	724,976.80	131,371.41	593,605.39
Breeding Development Fund			
<u>Special Account</u>			
Thoroughbred	960,753.06	155,864.39	804,888.67
Quarterhorse	1,025,738.01	120,238.25	905,499.76
Paint & Appaloosa	73,726.47	13,359.82	60,366.65
<u>Administration</u>			
Thoroughbred	81,918.27	14,844.22	67,074.05
Quarterhorse	73,726.47	13,359.82	60,366.65
Paint & Appaloosa	8,191.84	1,484.44	6,707.40
<u>Benevolence</u>			
Thoroughbred	40,959.15	7,422.12	33,537.03
Quarterhorse	36,863.21	6,679.89	30,183.32
Paint & Appaloosa	4,095.89	742.18	3,353.71
<u>Promotions</u>			
Thoroughbred	81,918.27	14,844.22	67,074.05
Quarterhorse	73,726.47	13,359.82	60,366.65
Paint & Appaloosa	8,191.84	1,484.44	6,707.40
Licensee	\$34,054,436.33	\$7,437,691.15	\$26,616,745.18



OKLAHOMA STATE AUDITOR & INSPECTOR GAMING AT OKLAHOMA HORSE RACING TRACKS JULY 2010

<u>Will Rogers Downs</u>	<u>CURRENT</u>	<u>PRIOR</u>	<u>%</u>	<u>JULY</u>	<u>%</u>
	<u>MONTH</u>	<u>MONTH</u>	<u>CHANGE</u>	<u>2009</u>	<u>CHANGE</u>
Gaming Days	31	30	3.33%	31	0.00%
Opening Date	12/09/05				
Adjusted Gross Revenue	\$1,643,835.84	\$1,439,499.58	14.19%	\$1,616,151.89	1.71%
State Tax					
Higher Education Trust Fund	19,726.03	17,273.99	14.19%	19,393.82	1.71%
Education Reform	144,657.55	126,675.96	14.19%	142,221.37	1.71%
Purse Fund					
<u>Purses</u>					
Thoroughbred	212,758.45	156,545.58	35.91%	189,817.04	12.09%
Quarterhorse	194,784.03	143,320.18	35.91%	193,089.73	0.88%
Paint & Appaloosa	21,642.67	15,924.46	35.91%	42,908.83	-49.56%
Breeding Development Fund					
<u>Special Account</u>					
Thoroughbred	25,677.74	18,893.43	35.91%	22,908.95	12.09%
Quarterhorse	19,808.55	14,574.93	35.91%	19,636.25	0.88%
Paint & Appaloosa	2,200.95	1,619.44	35.91%	4,363.61	-49.56%
<u>Administration</u>					
Thoroughbred	2,445.50	1,799.37	35.91%	2,181.81	12.09%
Quarterhorse	2,200.95	1,619.44	35.91%	2,181.81	0.88%
Paint & Appaloosa	244.56	179.94	35.91%	484.85	-49.56%
<u>Benevolence</u>					
Thoroughbred	1,222.75	899.69	35.91%	1,090.90	12.09%
Quarterhorse	1,100.47	809.72	35.91%	1,090.90	0.88%
Paint & Appaloosa	122.26	89.97	35.89%	242.42	-49.57%
<u>Promotions</u>					
Thoroughbred	2,445.50	1,799.37	35.91%	2,181.81	12.09%
Quarterhorse	2,200.95	1,619.44	35.91%	2,181.81	0.88%
Paint & Appaloosa	244.56	179.94	35.91%	484.85	-49.56%
Licensee	\$990,352.37	\$935,674.73	5.84%	\$969,691.13	2.13%



OKLAHOMA STATE AUDITOR & INSPECTOR GAMING AT OKLAHOMA HORSE RACING TRACKS JULY 2010

Remington Park

	<u>CURRENT MONTH</u>	<u>PRIOR MONTH</u>	<u>% CHANGE</u>	<u>JULY 2009</u>	<u>% CHANGE</u>
Gaming Days	31	30	3.33%	31	0.00%
Opening Date	11/21/05				

Adjusted Gross Revenue	\$7,079,023.02	\$6,224,087.71	13.74%	\$5,670,683.85	24.84%
------------------------	----------------	----------------	--------	----------------	--------

State Tax

Higher Education Trust Fund	161,877.17	112,033.58	44.49%	110,742.36	46.17%
Education Reform	1,187,099.23	821,579.58	44.49%	812,110.63	46.17%

Purse Fund

Purses

Thoroughbred	785,139.64	798,239.24	-1.64%	696,378.15	12.75%
Quarterhorse	681,831.80	693,207.77	-1.64%	604,749.45	12.75%
Paint & Appaloosa	81,268.84	82,624.76	-1.64%	72,081.25	12.75%

Breeding Development Fund

Special Account

Thoroughbred	110,195.04	112,033.58	-1.64%	97,737.28	12.75%
Quarterhorse	123,969.42	126,037.78	-1.64%	109,954.45	12.75%
Paint & Appaloosa	8,264.63	8,402.52	-1.64%	7,330.30	12.75%

Administration

Thoroughbred	9,182.92	9,336.13	-1.64%	8,144.77	12.75%
Quarterhorse	8,264.63	8,402.52	-1.64%	7,330.30	12.75%
Paint & Appaloosa	918.29	933.61	-1.64%	814.47	12.75%

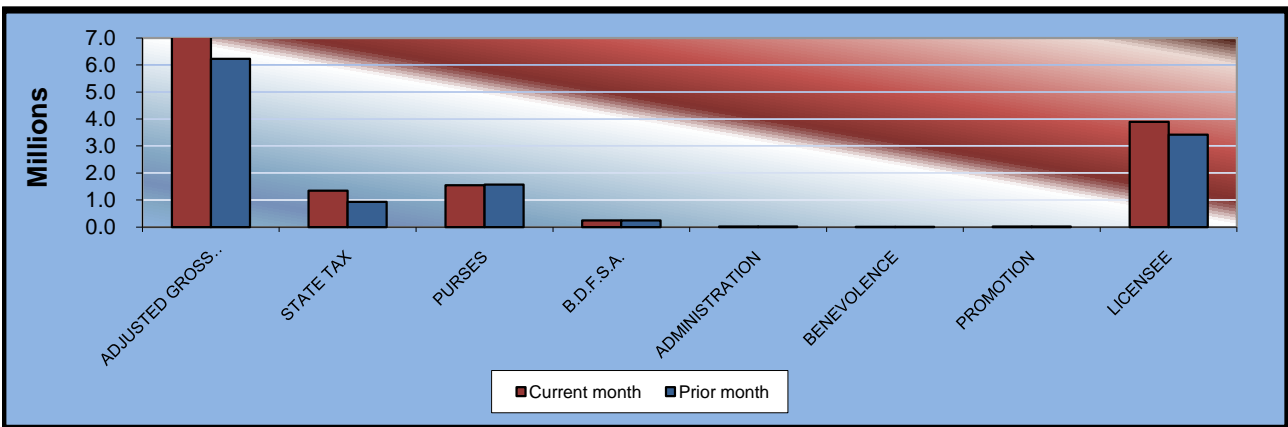
Benevolence

Thoroughbred	4,591.46	4,668.07	-1.64%	4,072.39	12.75%
Quarterhorse	4,132.31	4,201.26	-1.64%	3,665.15	12.75%
Paint & Appaloosa	459.14	466.81	-1.64%	407.24	12.74%

Promotions

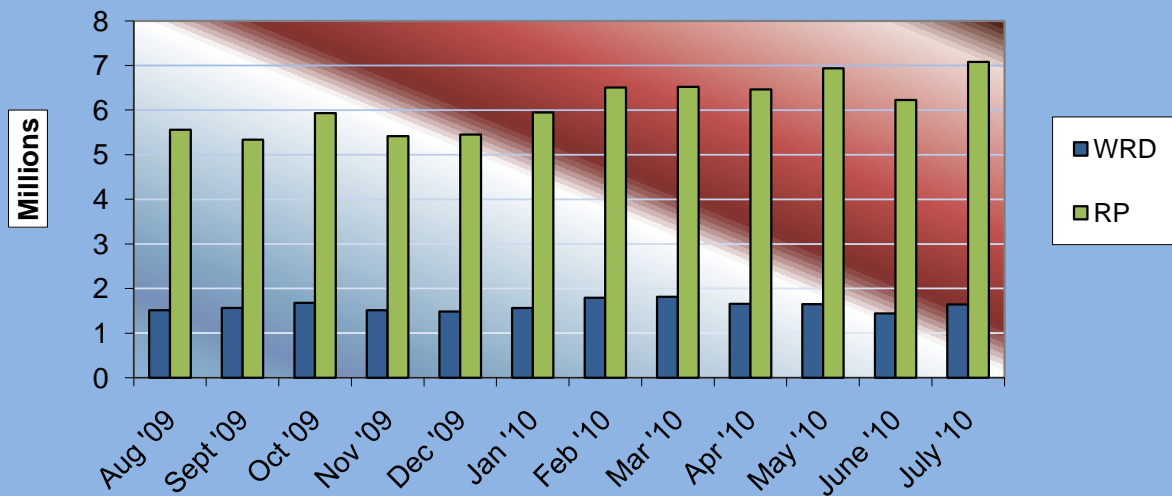
Thoroughbred	9,182.92	9,336.13	-1.64%	8,144.77	12.75%
Quarterhorse	8,264.63	8,402.52	-1.64%	7,330.30	12.75%
Paint & Appaloosa	918.29	933.61	-1.64%	814.47	12.75%

Licensee	\$3,893,462.66	\$3,423,248.24	13.74%	\$3,118,876.12	24.84%
-----------------	----------------	----------------	--------	----------------	--------



**OKLAHOMA STATE AUDITOR & INSPECTOR
GAMING AT OKLAHOMA HORSE RACING TRACKS
JULY 2010**

**ADJUSTED GROSS REVENUE
PREVIOUS TWELVE MONTHS**





**OFFICE OF THE STATE AUDITOR AND INSPECTOR
2300 N. LINCOLN BOULEVARD, ROOM 100
OKLAHOMA CITY, OK 73105-4896**

WWW.SAI.OK.GOV