

**WILL ROGERS
DOWNS
AND REMINGTON
PARK**

MAY 2010



**GAMING
AUDIT**



Oklahoma State Auditor
& Inspector

**OKLAHOMA HORSE RACING COMMISSION
STATISTICAL REPORT OF GAMING OPERATIONS
WILL ROGERS DOWNS AND REMINGTON PARK
MAY 2010**

This publication is printed and issued by the State Auditor and Inspector as authorized by 3A O.S. 2001, § 261 *et seq.* and 74 O.S. 2001, § 3105(B). Fifteen copies have been prepared and distributed at a cost of \$81.95. Copies have been deposited with the Publications Clearinghouse of the Oklahoma Department of Libraries.

STATE AUDITOR AND INSPECTOR

STEVE BURRAGE, CPA
State Auditor

MICHELLE R. DAY, ESQ.
Chief Deputy



2300 N. Lincoln Boulevard State Capitol, Room 100 Oklahoma City, OK 73105-4801 Phone (405) 521-3495 Fax (405) 521-3426 www.sai.ok.gov

June 21, 2010

**TO THE MEMBERS OF THE OKLAHOMA
HORSE RACING COMMISSION**

This is the Statistical Report of Gaming Operations for Will Rogers Downs and Remington Park for the month of May 2010. The report is the result of our monitoring and data accumulation.

Thank you for the assistance and cooperation extended to our office during the course of our audit. We are committed to providing independent audit reports that serve as a management tool and provide accountability to the people of the State of Oklahoma.

Sincerely,

A handwritten signature in blue ink that reads "Steve Burrage".

STEVE BURRAGE, CPA
STATE AUDITOR & INSPECTOR

**OKLAHOMA HORSE RACING COMMISSION
STATISTICAL REPORT OF GAMING OPERATIONS
WILL ROGERS DOWNS AND REMINGTON PARK
FOR THE MONTH OF MAY 2010**

TABLE OF CONTENTS

	<u>PAGE</u>
STATE AUDITOR AND INSPECTOR LETTER	4
STATISTICAL REPORT OF GAMING OPERATIONS	5

STATE AUDITOR AND INSPECTOR

STEVE BURRAGE, CPA
State Auditor

MICHELLE R. DAY, ESQ.
Chief Deputy



2300 N. Lincoln Boulevard State Capitol, Room 100 Oklahoma City, OK 73105-4801 Phone (405) 521-3495 Fax (405) 521-3426 www.sai.ok.gov

TO THE MEMBERS OF THE OKLAHOMA HORSE RACING COMMISSION

We compiled the information presented in this report from the statistical data obtained from the gaming vendors and licensees located at Will Rogers Downs and Remington Park for the month of May 2010.

We were not engaged to perform an audit in accordance with generally accepted auditing standards, the objective of which would be the expression of an opinion on specified elements or accounts. Accordingly, we do not express such an opinion. This report relates only to the procedures specified above and does not extend to any financial statements of the racetracks or racinos taken as a whole.

In planning and performing these procedures, we considered the internal control structure of the gaming departments; however, our procedures were substantially less in scope than the procedures we would have applied if we had been engaged to express an opinion on the internal controls. Accordingly, we do not express an opinion on their internal control structure.

Sincerely,

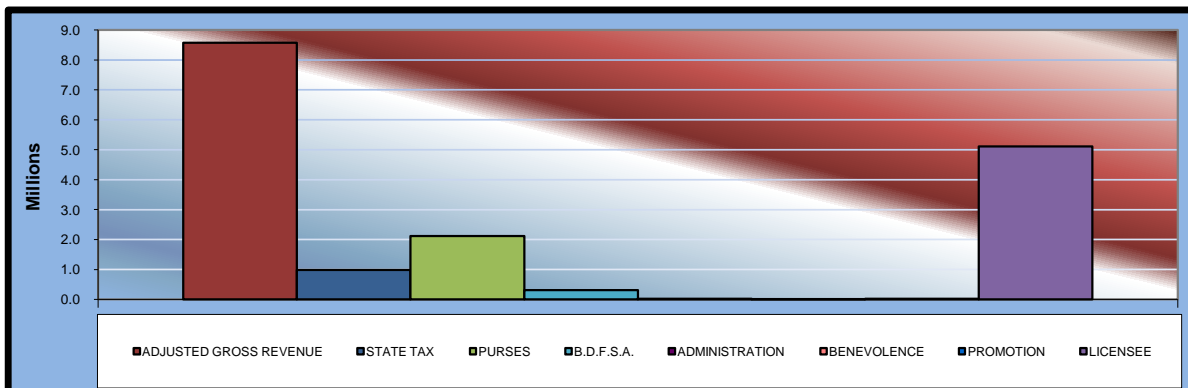
A handwritten signature in blue ink that reads "Steve Burrage".

STEVE BURRAGE, CPA
STATE AUDITOR & INSPECTOR

June 21, 2010

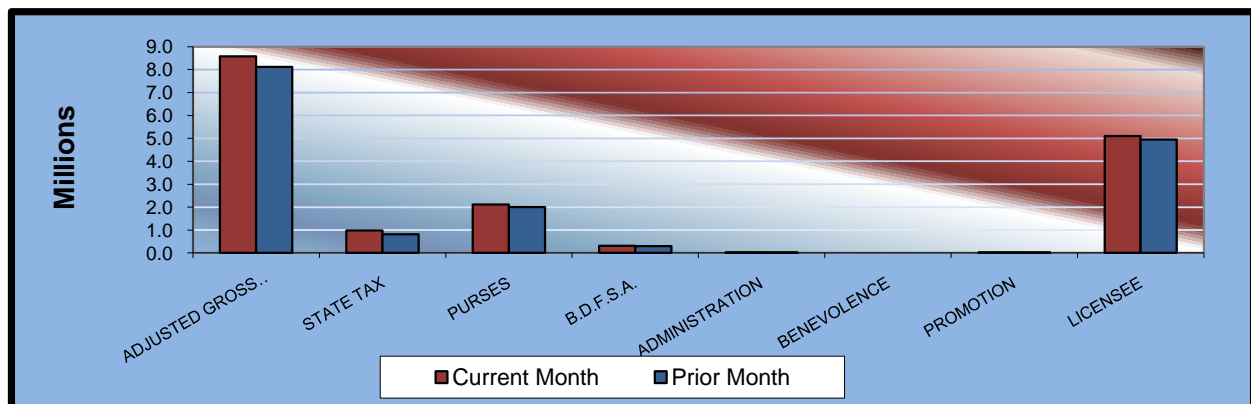
**OKLAHOMA STATE AUDITOR & INSPECTOR
GAMING AT OKLAHOMA HORSE RACING TRACKS
MAY 2010**

	<u>TOTAL</u>	<u>WILL ROGERS DOWNS</u>	<u>REMINGTON PARK</u>
Gaming Days This Month	62	31	31
Opening Date		12/09/05	11/21/05
Adjusted Gross Revenue	<u>\$8,579,879.63</u>	<u>\$1,647,065.65</u>	<u>\$6,932,813.98</u>
State Tax			
Higher Education Trust Fund	117,594.65	19,764.79	97,829.86
Education Reform	862,360.73	144,941.78	717,418.95
Purse Fund			
<u>Purses</u>			
Thoroughbred	1,068,251.78	179,118.39	889,133.39
Quarterhorse	936,128.12	163,985.96	772,142.16
Paint & Appaloosa	110,253.77	18,220.66	92,033.11
Breeding Development Fund			
<u>Special Account</u>			
Thoroughbred	146,408.39	21,617.74	124,790.65
Quarterhorse	157,066.02	16,676.54	140,389.48
Paint & Appaloosa	11,212.25	1,852.95	9,359.30
<u>Administration</u>			
Thoroughbred	12,458.05	2,058.83	10,399.22
Quarterhorse	11,212.25	1,852.95	9,359.30
Paint & Appaloosa	1,245.81	205.89	1,039.92
<u>Benevolence</u>			
Thoroughbred	6,126.08	926.47	5,199.61
Quarterhorse	5,709.07	1,029.42	4,679.65
Paint & Appaloosa	622.90	102.94	519.96
<u>Promotions</u>			
Thoroughbred	12,458.05	2,058.83	10,399.22
Quarterhorse	11,212.25	1,852.95	9,359.30
Paint & Appaloosa	1,245.81	205.89	1,039.92
Licensee	<u>\$5,108,313.65</u>	<u>\$1,070,592.67</u>	<u>\$4,037,720.98</u>



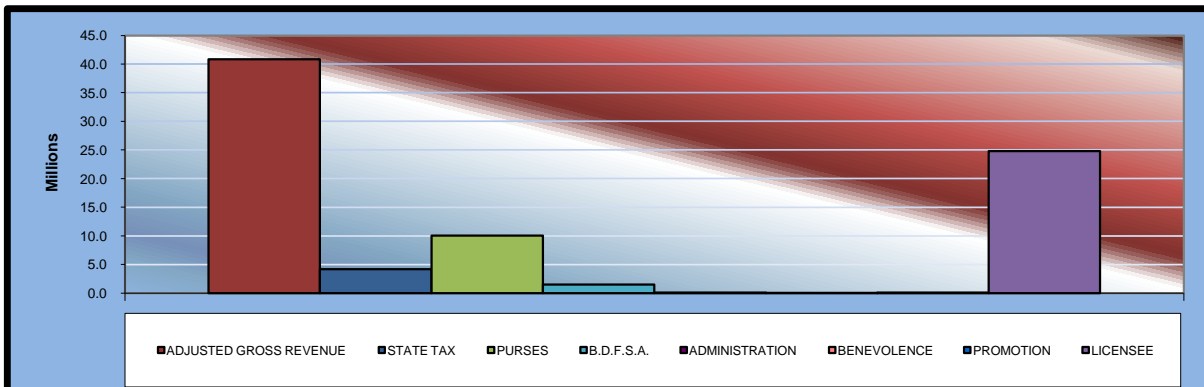
**OKLAHOMA STATE AUDITOR & INSPECTOR
GAMING AT OKLAHOMA HORSE RACING TRACKS
MAY 2010**

	<u>TOTAL</u>	<u>PRIOR MONTH</u>	<u>% CHANGE</u>	<u>PRIOR YEAR</u>	<u>% CHANGE</u>
Gaming Days	62	60	3.33%	93	-33.33%
Opening Date					
Adjusted Gross Revenue	\$8,579,879.63	\$8,118,675.72	5.68%	\$8,644,109.45	-0.74%
State Tax					
Higher Education Trust Fund	117,594.65	97,424.10	20.70%	104,806.86	12.20%
Education Reform	862,360.73	714,443.48	20.70%	768,583.65	12.20%
Purse Fund					
<u>Purses</u>					
Thoroughbred	1,068,251.78	1,008,867.73	5.89%	1,037,570.85	2.96%
Quarterhorse	936,128.12	884,619.39	5.82%	935,452.52	0.07%
Paint & Appaloosa	110,253.77	104,104.65	5.91%	135,192.79	-18.45%
<u>Breeding Development Fund</u>					
<u>Special Account</u>					
Thoroughbred	146,408.39	138,048.05	6.06%	142,176.06	2.98%
Quarterhorse	157,066.02	147,604.80	6.41%	151,655.92	3.57%
Paint & Appaloosa	11,212.25	10,586.92	5.91%	13,748.41	-18.45%
<u>Administration</u>					
Thoroughbred	12,458.05	11,763.23	5.91%	12,099.97	2.96%
Quarterhorse	11,212.25	10,586.92	5.91%	11,149.83	0.56%
Paint & Appaloosa	1,245.81	1,176.33	5.91%	1,527.60	-18.45%
<u>Benevolence</u>					
Thoroughbred	6,126.08	5,881.62	4.16%	6,049.98	1.26%
Quarterhorse	5,709.07	5,293.45	7.85%	5,574.91	2.41%
Paint & Appaloosa	622.90	588.16	5.91%	763.82	-18.45%
<u>Promotions</u>					
Thoroughbred	12,458.05	11,763.23	5.91%	12,099.97	2.96%
Quarterhorse	11,212.25	10,586.92	5.91%	11,149.83	0.56%
Paint & Appaloosa	1,245.81	1,176.33	5.91%	1,527.60	-18.45%
Licensee	\$5,108,313.65	\$4,954,160.41	3.11%	\$5,292,978.88	-3.49%



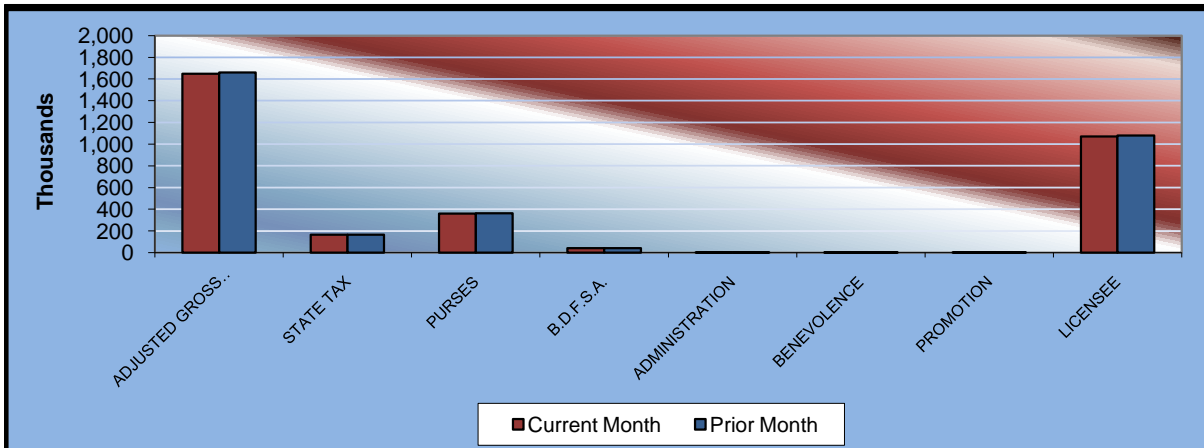
**OKLAHOMA STATE AUDITOR & INSPECTOR
GAMING AT OKLAHOMA HORSE RACING TRACKS
CALENDAR 2010**

	<u>TOTAL</u>	<u>WILL ROGERS DOWNS</u>	<u>REMINGTON PARK</u>
Gaming Days This Year	302	151	151
Opening Date		12/09/05	11/21/05
Adjusted Gross Revenue	<u>\$40,849,485.98</u>	<u>\$8,479,483.15</u>	<u>\$32,370,002.83</u>
State Tax			
Higher Education Trust Fund	504,829.92	101,753.80	403,076.12
Education Reform	3,702,086.09	746,194.51	2,955,891.58
Purse Fund			
<u>Purses</u>			
Thoroughbred	5,073,596.68	922,143.81	4,151,452.87
Quarterhorse	4,449,447.58	844,238.51	3,605,209.07
Paint & Appaloosa	523,516.07	93,804.28	429,711.79
Breeding Development Fund			
<u>Special Account</u>			
Thoroughbred	693,953.27	111,293.22	582,660.05
Quarterhorse	741,347.33	85,854.77	655,492.56
Paint & Appaloosa	53,238.93	9,539.43	43,699.50
<u>Administration</u>			
Thoroughbred	59,154.35	10,599.35	48,555.00
Quarterhorse	53,238.93	9,539.43	43,699.50
Paint & Appaloosa	5,915.44	1,059.94	4,855.50
<u>Benevolence</u>			
Thoroughbred	29,474.23	5,196.73	24,277.50
Quarterhorse	26,722.40	4,872.65	21,849.75
Paint & Appaloosa	2,957.71	529.95	2,427.76
<u>Promotions</u>			
Thoroughbred	59,154.35	10,599.35	48,555.00
Quarterhorse	53,238.93	9,539.43	43,699.50
Paint & Appaloosa	5,915.44	1,059.94	4,855.50
Licensee	\$24,811,698.33	\$5,511,664.05	\$19,300,034.28



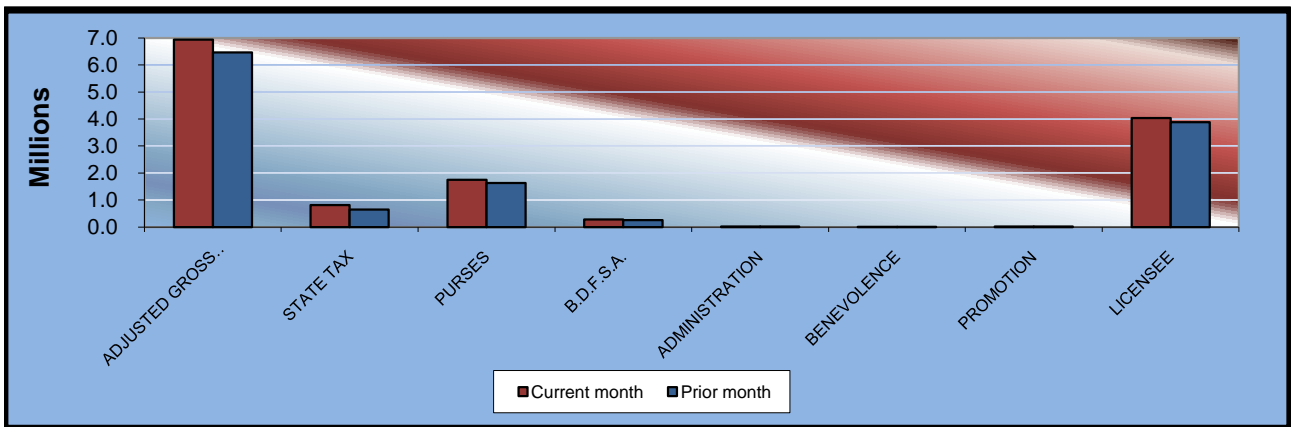
**OKLAHOMA STATE AUDITOR & INSPECTOR
GAMING AT OKLAHOMA HORSE RACING TRACKS
MAY 2010**

<u>Will Rogers Downs</u>	<u>CURRENT MONTH</u>	<u>PRIOR MONTH</u>	<u>% CHANGE</u>	<u>MAY 2009</u>	<u>% CHANGE</u>
Gaming Days	31	30	3.33%	31	0.00%
Opening Date	12/09/05				
Adjusted Gross Revenue	\$1,647,065.65	\$1,659,099.50	-0.73%	\$1,791,739.74	-8.07%
State Tax					
Higher Education Trust Fund	19,764.79	19,909.19	-0.73%	21,500.88	-8.07%
Education Reform	144,941.78	146,000.76	-0.73%	157,673.09	-8.07%
Purse Fund					
<u>Purses</u>					
Thoroughbred	179,118.39	180,427.08	-0.73%	175,366.52	2.14%
Quarterhorse	163,985.96	165,184.09	-0.73%	178,390.09	-8.07%
Paint & Appaloosa	18,220.66	18,353.78	-0.73%	39,642.25	-54.04%
Breeding Development Fund					
<u>Special Account</u>					
Thoroughbred	21,617.74	21,775.68	-0.73%	21,164.93	2.14%
Quarterhorse	16,676.54	16,798.38	-0.73%	18,141.36	-8.07%
Paint & Appaloosa	1,852.95	1,866.49	-0.73%	4,031.41	-54.04%
<u>Administration</u>					
Thoroughbred	2,058.83	2,073.87	-0.73%	2,015.71	2.14%
Quarterhorse	1,852.95	1,866.49	-0.73%	2,015.71	-8.07%
Paint & Appaloosa	205.89	207.39	-0.72%	447.93	-54.04%
<u>Benevolence</u>					
Thoroughbred	926.47	1,036.94	-10.65%	1,007.85	-8.07%
Quarterhorse	1,029.42	933.24	10.31%	1,007.85	2.14%
Paint & Appaloosa	102.94	103.69	-0.72%	223.98	-54.04%
<u>Promotions</u>					
Thoroughbred	2,058.83	2,073.87	-0.73%	2,015.71	2.14%
Quarterhorse	1,852.95	1,866.49	-0.73%	2,015.71	-8.07%
Paint & Appaloosa	205.89	207.39	-0.72%	447.93	-54.04%
Licensee	\$1,070,592.67	\$1,078,414.68	-0.73%	\$1,164,630.83	-8.07%



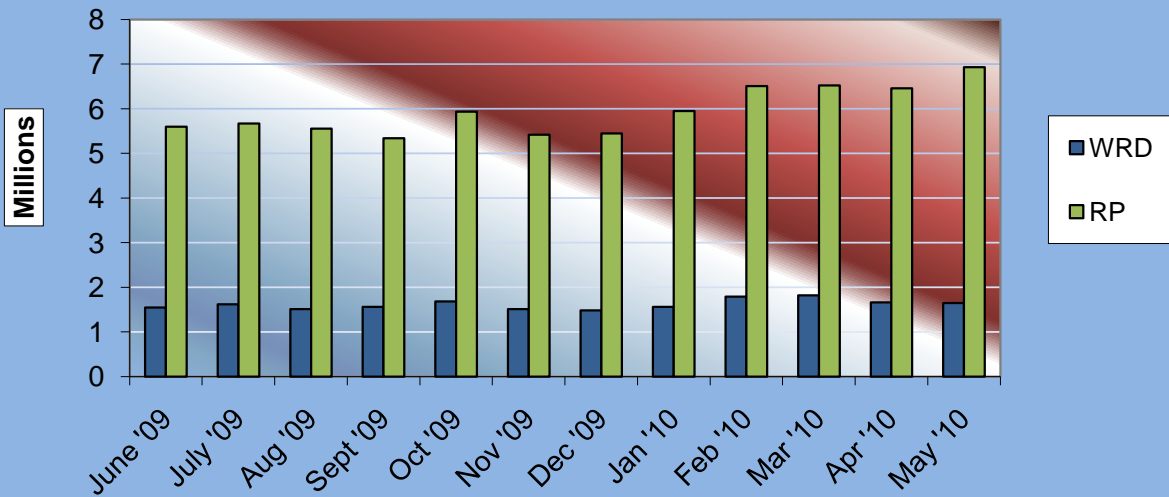
**OKLAHOMA STATE AUDITOR & INSPECTOR
GAMING AT OKLAHOMA HORSE RACING TRACKS
MAY 2010**

<u>Remington Park</u>	<u>CURRENT MONTH</u>	<u>PRIOR MONTH</u>	<u>% CHANGE</u>	<u>MAY 2009</u>	<u>% CHANGE</u>
Gaming Days	31	30	3.33%	31	0.00%
Opening Date	11/21/05				
Adjusted Gross Revenue	\$6,932,813.98	\$6,459,576.22	7.33%	\$6,334,253.78	9.45%
State Tax					
Higher Education Trust Fund	97,829.86	77,514.91	26.21%	77,088.59	26.91%
Education Reform	717,418.95	568,442.72	26.21%	565,316.36	26.91%
Purse Fund					
<u>Purses</u>					
Thoroughbred	889,133.39	828,440.65	7.33%	812,368.05	9.45%
Quarterhorse	772,142.16	719,435.30	7.33%	705,477.51	9.45%
Paint & Appaloosa	92,033.11	85,750.87	7.33%	84,087.22	9.45%
<u>Breeding Development Fund</u>					
<u>Special Account</u>					
Thoroughbred	124,790.65	116,272.37	7.33%	114,016.57	9.45%
Quarterhorse	140,389.48	130,806.42	7.33%	128,268.64	9.45%
Paint & Appaloosa	9,359.30	8,720.43	7.33%	8,551.24	9.45%
<u>Administration</u>					
Thoroughbred	10,399.22	9,689.36	7.33%	9,501.38	9.45%
Quarterhorse	9,359.30	8,720.43	7.33%	8,551.24	9.45%
Paint & Appaloosa	1,039.92	968.94	7.33%	950.14	9.45%
<u>Benevolence</u>					
Thoroughbred	5,199.61	4,844.68	7.33%	4,750.69	9.45%
Quarterhorse	4,679.65	4,360.21	7.33%	4,275.62	9.45%
Paint & Appaloosa	519.96	484.47	7.33%	475.07	9.45%
<u>Promotions</u>					
Thoroughbred	10,399.22	9,689.36	7.33%	9,501.38	9.45%
Quarterhorse	9,359.30	8,720.43	7.33%	8,551.24	9.45%
Paint & Appaloosa	1,039.92	968.94	7.33%	950.14	9.45%
Licensee	\$4,037,720.98	\$3,875,745.73	4.18%	\$3,791,572.70	6.49%



**OKLAHOMA STATE AUDITOR & INSPECTOR
GAMING AT OKLAHOMA HORSE RACING TRACKS
MAY 2010**

**ADJUSTED GROSS REVENUE
PREVIOUS TWELVE MONTHS**





**OFFICE OF THE STATE AUDITOR AND INSPECTOR
2300 N. LINCOLN BOULEVARD, ROOM 100
OKLAHOMA CITY, OK 73105-4896**

WWW.SAI.OK.GOV