

FILED
NOV 16 2017
State Auditor & Inspector

School District
2017-2018 Estimate of Needs
and
Financial Statement of the Fiscal Year 2016-2017

Board of Education of Enid Public Schools
District No. I-057
County of Garfield
State of Oklahoma


Two copies of this Financial Statement and Estimate of Needs should be filed with the County Clerk not later than October 1 for all School Districts. After approval by the Excise Board and the levies are made, both statements should be signed by the Board Members. One complete signed copy must be sent to the State Auditor and Inspector, 2300 N. Lincoln Blvd Room 100, Oklahoma City, OK 73105-4801. If publication may not be had by date required for filing, affidavit and proof of publication are required to be attached within five days after date of filing.

The 2017-2018 Estimate of Needs
and
Financial Statement of the Fiscal Year 2016-2017

Prepared by: Chas. W. Carroll, P.A.

Submitted to the Garfield County Excise Board

This 18th Day of September, 2017



School Board Members

Chairman

[Signature]

Clerk

[Signature]

Treasurer

[Signature]

Member

[Signature]

Member

[Signature]

Member

[Signature]

Member

[Signature]

Member

[Signature]

Member

[Signature]

Member

[Signature]

State of Oklahoma, County of Garfield

To the Excise Board of said County and State, Greetings:

Pursuant to the requirements of 68 O. S. 2001 Section 3002, we submit herewith, for your consideration the within statement of statement of the financial condition of the Board of Education of Enid Public Schools, District No. I-057, County of Garfield, State of Oklahoma for the fiscal year beginning July 1, 2017, and ending June 30, 2018, together with an itemized statement of the estimated Income and Probable Needs of said School District for the ensuing fiscal year. We have separately prepared, executed and submit Financial Statements for the Fiscal Year so terminated, and Estimate of Requirements for the ensuing Fiscal Year, for such Sinking Fund, if any, as pertains to this District for the Bond, Coupon, and Judgment indebtedness, if any, outstanding and unpaid as of June 30, 2018 and also for the Sinking Fund of any disorganized District whose area or the major portion thereof is now embraced within the boundaries of this District; and this Certificate is as applicable thereto as if fully embodied therein. The same have been prepared in conformity with Statute, in relation to which be it further noted that:

1. We, the undersigned, duly elected, qualified and acting officers of the Board of Education of the aforesaid School District located wholly or in major area in the County and State aforesaid, do hereby certify that, at regular session begun at the time provided by law, we carefully considered the reports submitted by the several officers and employees as required by 68 O.S. 2001 Section 3004, carefully considered the statements and estimate of needs heretofore prepared for the purpose of ascertaining any additional or emergency levy necessary for the ensuing fiscal year and revised, corrected or amended the same to disclose the true fiscal condition as of June 30, 2017, and to provide for the needs of the District for the ensuing fiscal year as now ascertained; and we do hereby certify that the within statement of the financial condition is true and correct, and that the within estimates for all purposes for the ensuing fiscal year are reasonably necessary for the proper conduct of the affairs of said School District, and that the statements of Estimated Income from sources other than ad valorem taxes is not in excess of the lawfully authorized ratio of the actual collections from such sources during the previous fiscal year.

2. We further certify that any cash fund balance reported in our Building Fund is required for immediate or cumulative program of construction unless there be attached within a verified copy of a resolution signed by a majority of the members of this Board to the effect the program of building has been completed or abandoned. If attached, then the Excise Board is directed to apply said Balance to reduce Levies in accordance with 62 O.S. 2001, Section 333.

3. We also certify that a levy of 15.000 Mills over and above the number of mills allocated by the County Excise Board will be reasonably necessary for the proper conduct of the affairs of said school district during the fiscal year 2017-2018.

4. We also certify that, after due and legal notice of an election thereon, an emergency levy of 5.000 Mills, over and above the number of mills provided by Law and allocated by the County Excise Board in addition thereto for school purposes, was authorized at an election held for that purpose on N/A Permanent Levy by a majority of those voting at said election:

the result of said election was:

For the Levy _____; Against the Levy _____; Majority _____.

5. We also certify that after due and legal notice of an election thereon, a local support levy of 10.000 Mills, in addition to the levies hereinbefore provided, was authorized at an election held for that purpose on N/A Permanent Levy by a majority vote of the electors who had paid ad valorem tax of the immediately preceding year; the result of said election was:

preceding year; the result of said election was:

For the Levy _____; Against the Levy _____; Majority _____.

6. We certify that, after due and legal notice of an election thereon, pursuant to Article 10, Section 10, of the Constitution of Oklahoma, an additional levy of 5.000 Mills, was authorized by a majority of the qualified voters of said School District, for the purpose of erecting, remodeling or repairing school buildings, and for purchasing furniture at an election held for that purpose on N/A Permanent Levy, the result whereof was:

For the Levy _____ ; Against the Levy _____ ; Majority _____.

Kaufman White

Clerk of Board of Education

Col. [Signature]

President of Board of Education

[Signature]

Treasurer of Board of Education

Subscribed and sworn to before me this 18th day of September 2017.

Carol Gober

Notary Public



My Commission Expires

PERMANENT MILLAGE

Note: A vote was not required. The district's patrons approved a permanent millage.

Affadavit of Publication

State of Oklahoma, County of Garfield

I, Karl A. White, the undersigned duly qualified and acting Clerk of the Board of Education of Enid Public Schools, School District No. I-057, County and State aforesaid, being first duly sworn according to law, hereby depose and say:

1. That I complied with 68 O.S. 2001 Section 3002, (both independent and dependent) by having the within Financial Statement and Estimate of Needs which was prepared at the time and in the manner provided by law, published as required by law, in a legally-qualified newspaper of general circulation in the district, there being no legally-qualified newspaper published in the school district, as evidenced by a copy of such published statement and estimate together with proof of publication thereof attached hereto marked Exhibit No. 1 and made a part hereof (strike inapplicable phrases).
2. That I complied with currently effective statutes, by having the Notice of Emergency Levy Election and the call for such Election on the date hereinbefore certified by the Governing Board, the Itemized Statements and the Itemized Estimate of the amount necessary for the ensuing fiscal year requiring such emergency levy for the current expense purposes as prepared by the Board of Education duly published or posted, as the case may be, in full compliance with law for this class of school district, and as provided by law duly made public in the manner and at the time provided by law, for this class of district and in all respects according to law, in relation to said election on such emergency levy as hereinbefore certified by said Governing Board.
3. That I complied with the statute by having published or posted (if required for this class of district) the notice of local support levy election, and the call for such election on the date hereinbefore certified by the Board of Education. That the Estimate of Needs as prepared by the Board of Education required such local support levy in addition to other tax levies, to fully meet the current expense purposes of the school district for the ensuing year.
4. That in conformity to resolution by said Board of Education, I caused Notice of Building Fund Levy Election under the provisions of Article 10, Section 10, Oklahoma Constitution, and the Call of such Election on the date hereinbefore certified by the Governing Board, together with Itemized Statements and an Estimate of the amount necessary for the ensuing fiscal year requiring such levy for the purpose of erecting, remodeling or repairing school buildings, and for purchasing school furniture, in said District, published or posted to contain such Notice and Call, fixing the number of voting places and particularly describing each and every such place or places, and fixing the day on which such election should be had after the expiration of such notice, duly published or posted as is required by law for this class of district.

Karl A. White
Clerk, Board of Education

Subscribed and sworn to before me this 28th day of September 2017.

Carol Gober
Notary Public

My Commission Expires



Secretary and Clerk of Excise Board

Garfield County, Oklahoma

Proof of Publication

Garfield County, State of Oklahoma

Notice of Hearing _____ Case No. _____

Affidavit of Publication


State of Oklahoma, County of Oklahoma, ss:

I, the undersigned publisher, editor or Authorized Agent of the Legal Notices, do solemnly swear that the attached advertisement was published in said paper as follows:

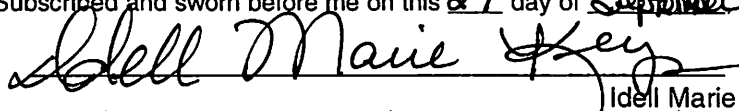
1st publication September 27, 2017
2nd publication _____
3rd publication _____
4th publication _____
5th publication _____
6th publication _____
7th publication _____
8th publication _____

That said newspaper is in the city of Enid, Garfield County, Oklahoma, a Daily newspaper qualified to publish legal notices, advertisements and publications as provided in Section 106 of Title 25, Oklahoma Statutes, 1971, as amended, and complies with all other requirements of the laws of Oklahoma with references to legal publications.


That said Notice, a true copy of which is attached hereto, was published in the regular edition of said newspaper during the period and time of publications and not in a supplement, on the above


Jeff Funk, Publisher

Subscribed and sworn before me on this 27 day of September 2017.


Idell Marie Keys

My commission expires 4-12-20 Notary Public
Commission #04003325



Publishers Address:
Enid News & Eagle
227 W. Broadway
Enid, OK 73701

PUBLICATION SHEET – BOARD OF EDUCATION
FINANCIAL STATEMENT OF THE VARIOUS FUNDS FOR THE FISCAL YEAR ENDING
JUNE 30, 2017, AND ESTIMATE OF NEEDS FOR THE FISCAL YEAR ENDING JUNE 30,
2018, OF ENID PUBLIC SCHOOLS SCHOOL DISTRICT NO. 1-057,
GARFIELD COUNTY, OKLAHOMA

STATEMENT OF FINANCIAL	GENERAL	BUILDING
CONDITION	FUND	FUND
AS OF JUNE 30, 2017	Detail	Detail
ASSETS		
Cash Balance June 30, 2017	\$13,574,120.47	\$2,454,796.45
Investments	0.00	0.00
TOTAL ASSETS	\$13,574,120.47	\$2,454,796.45
LIABILITIES AND RESERVES:		
Warrants Outstanding	2,504,531.56	5,102.66
Reserve for Interest on Warrants	0.00	0.00
Reserves From Schedule 8	845,092.25	315,037.84
TOTAL LIABILITIES AND RESERVES	\$3,349,623.81	\$320,140.50
CASH FUND BALANCE (Deficit)		
JUNE 30, 2017	\$10,224,496.66	\$2,134,655.95
ESTIMATED NEEDS FOR FISCAL YEAR ENDING JUNE 30, 2018		
GENERAL FUND	GENERAL FUND	SINKING FUND
Current Expense	\$65,309,850.82	BALANCE SHEET
Reserve for Int. on Warrants		FUND
& Revaluation	0.00	1. Cash Balance on Hand
Total Required	\$65,309,850.82	June 30, 2017
FINANCED:		2. Legal Investments
Cash Fund Balance	\$10,224,496.66	Properly Maturing
Estimated Miscellaneous		4. Total Liquid Assets
Revenue	45,175,519.71	Deduct Matured Indebtedness:
Total Deductions	\$55,400,016.37	12. Balance of Assets
Balance to Raise from		Subject to Accruals
Ad Valorem Tax	\$9,909,834.45	Deduct Accrual Reserve If Assets
ESTIMATED MISCELLANEOUS		Sufficient:
REVENUE:		13 g. Earned Unmatured
1000 District Sources of		Interest
Revenue	\$37,423.70	16. Total Items g Through i
2100 County 4 Mill Ad		17. Excess of Assets Over
Valorem Tax	1,460,707.07	Accrual Reserves
2200 County apportionment		SINKING FUND REQUIREMENTS
(Mortgage Tax)	210,036.07	FOR 2017-2018
3110 Gross Production Tax	1,133,838.09	1. Interest Earnings
3120 Motor Vehicle		on Bonds
Collections	2,926,143.55	2. Accrual on Unmatured
3140 State School		Bonds
Land Earnings	1,096,269.38	Total Sinking Fund
3200 State Aid - General		Requirements
Operations	30,750,596.84	Deduct:
3300 State Aid - Competitive		1. Excess of Assets Over
Grants	174,300.02	Liabilities
3400 State - Categorical	87,977.13	2. Surplus Building Fund Cash
3800 State Vocational Programs	15,322.00	Balance To Raise
4100 Capital Outlay	75,000.00	BUILDING FUND
4200 Disadvantaged		BUILDING FUND
Students	2,409,439.10	Current Expense
4300 Individuals With		Reserve for Int. on Warrants
Disabilities	1,567,820.60	& Revaluation
4700 Child Nutrition		Total Required
Programs	3,130,646.00	FINANCED:
5000 Non-Revenue		Cash Fund Balance
Receipts	100,000.00	Estimated Miscellaneous Revenue
Total Estimated Revenue	\$45,175,519.71	Total Deductions
		Balance to Raise from
		Ad Valorem Tax
		\$1,416,842.85

CERTIFICATE – GOVERNING BOARD
STATE OF OKLAHOMA, COUNTY OF GARFIELD, ss:

We, the undersigned duly elected, qualified and acting officers of the Board of Education of Enid Public Schools, School District No. 1-057, of Said County and State, do hereby certify that at a meeting of the Governing Body of the said District, begun at the time provided by law for districts of this class and pursuant to the provisions of 68 O. S. 2001 Sec. 3003, the foregoing statement was prepared and is a true and correct condition of the Financial Affairs of said District as reflected by the records of the District Clerk and Treasurer. We further certify that the foregoing estimate for current expenses for the fiscal year beginning July 1, 2017, and ending June 30, 2018, as shown are reasonably necessary for the proper conduct of the affairs of the said Municipality, that the Estimated Income to be derived from sources other than ad valorem taxation does not exceed the lawfully authorized ratio of the revenue derived from the same sources during the preceding fiscal year.

Colin Abernathy
President of Board of Education

Subscribed and sworn to before me this 18th day of September, 2017.

Karl A. White, Notary Public
(SEAL)

Chas. W. Carroll, P.A.
302 N Independence, Ste 103
Enid, OK 73701

INDEPENDENT ACCOUNTANT'S COMPILATION REPORT

Honorable Board of Education
Enid Public Schools
District No. I-057, Garfield County

Management is responsible for the accompanying financial statements of Enid School District No. I-057, Garfield County, Oklahoma, as of and for the fiscal year ended June 30, 2017, and the Estimate of Needs for the fiscal year ended June 30, 2018, included in the accompanying form (SA&I Form 2661R06) and the Publication Sheet (SA&I Form 2662R06) prescribed by the Oklahoma State Auditor and Inspector per 68 OS § 3003.B as defined by rules promulgated by the Oklahoma State Department of Education per 70 OS § 5-134.I.D. We have performed a compilation engagement in accordance with Statements on Standards for Auditing and Review Services promulgated by the Accounting and Review Services Committee of the AICPA. We did not audit or review the financial statements, estimate of needs and publication sheet forms included in the accompanying prescribed form, nor were we required to perform any procedures to verify the accuracy or completeness of the information provided by management. Accordingly, we do not express an opinion, a conclusion, nor provide any form of assurance on the financial statements included in the accompanying prescribed form.

The financial statements, Estimate of Needs and Publication Sheet included in the accompanying prescribed forms are presented in accordance with the requirements prescribed by the Office of the Oklahoma State Auditor and Inspector per 68 OS § 3003.B. as defined by rules promulgated by the Oklahoma State Department of Education per 70 OS § 5-134.I.D., and are not intended to be a complete presentation of Enid Public School's assets and liabilities.

This report is intended solely for the information and use of the Oklahoma Department of Education, the School District, Garfield County Excise Board and for filing with the State Auditor and Inspector of Oklahoma and is not intended to be and should not be used by anyone other than these specified parties.



Enid, OK
September 14, 2017

GENERAL FUND ACCOUNTS COVERING THE PERIOD JULY 1, 2016 TO JUNE 30, 2017
ESTIMATE OF NEEDS FOR 2017-2018

EXHIBIT "A"

Page 6

Schedule 1, Current Balance Sheet - June 30, 2017	
	Amount
ASSETS:	
Cash Balance June 30, 2017	\$13,574,120.47
Investments	0.00
TOTAL ASSETS	\$13,574,120.47
LIABILITIES AND RESERVES:	
Warrants Outstanding	2,504,531.56
Reserve for Interest on Warrants	0.00
Reserves From Schedule 8	845,092.25
TOTAL LIABILITIES AND RESERVES	\$3,349,623.81
CASH FUND BALANCE JUNE 30, 2017	\$10,224,496.66
TOTAL LIABILITIES, RESERVES AND CASH FUND BALANCE	\$13,574,120.47

Schedule 2, Revenue and Requirements - 2016-2017		
	Detail	Total
REVENUE:		
Cash Balance June 30, 2016	\$7,119,956.74	
Cash Fund Balance Transferred From Prior Years	700,247.20	
Current Ad Valorem Tax Apportioned	10,066,269.47	
Miscellaneous Revenue Apportioned	46,740,804.64	
TOTAL REVENUE		\$64,627,278.05
REQUIREMENTS:		
Claims Paid by Warrants Issued & Transfer Fees Apportioned	\$53,557,689.14	
Reserves From Schedule 8	845,092.25	
Bank Fees and Cash Charges	0.00	
Interest Paid on Warrants	0.00	
Reserve for Interest on Warrants	0.00	
TOTAL REQUIREMENTS		\$54,402,781.39
ADD: Cash Fund Balance as Per Balance Sheet 6-30-2017		10,224,496.66
TOTAL REQUIREMENTS AND CASH FUND BALANCE		\$64,627,278.05

Schedule 3, Cash Fund Balance Analysis - June 30, 2017		Amount
ADDITIONS:		
Miscellaneous Revenue Collected in Excess of Estimates-Net		\$3,196,717.94
Warrants Estopped, Cancelled or Converted		849.21
Fiscal Year 2016-17 Lapsed Appropriations		5,556,188.64
Fiscal Year 2015-16 Lapsed Appropriations		544,524.91
Ad Valorem Tax Collections in Excess of Estimates		771,342.88
Prior Year Ad Valorem Tax		154,873.08
TOTAL ADDITIONS		\$10,224,496.66
DEDUCTIONS:		
Supplemental Appropriations		\$0.00
Current Tax in Process of Collection		0.00
TOTAL DEDUCTIONS		0.00
Cash Fund Balance as per Balance Sheet 6-30-2017		\$10,224,496.66
Composition of Cash Fund Balance		
Cash		10,224,496.66
Cash Fund Balance as per Balance Sheet 6-30-2017		\$10,224,496.66

S.A.&I. Form 2661R06 Entity: Enid I-057 , Garfield County

14-Sep-17

GENERAL FUND ACCOUNTS COVERING THE PERIOD JULY 1, 2016 TO JUNE 30, 2017
ESTIMATE OF NEEDS FOR 2017-2018

EXHIBIT "A"

Page 7

Schedule 4, Miscellaneous Revenue		
SOURCE	2016-17 ACCOUNT	
	AMOUNT ESTIMATED	ACTUALLY COLLECTED
1000 DISTRICT SOURCES OF REVENUE:		
1200 Tuition & Fees	\$0.00	\$35,571.25
1300 Earnings on Investments and Bond Sales	24,973.10	41,581.89
1400 Rental, Disposals and Commissions	0.00	80,883.27
1500 Reimbursements	0.00	3,547.59
1600 Other Local Sources of Revenue	0.00	367,152.13
1700 Child Nutrition Programs	0.00	0.00
1800 Athletics	0.00	0.00
TOTAL	\$24,973.10	\$528,736.13
2000 INTERMEDIATE SOURCES OF REVENUE:		
2100 County 4 Mill Ad Valorem Tax	\$1,423,521.98	\$1,623,008.03
2200 County Apportionment (Mortgage Tax)	207,515.40	233,373.41
2300 Resale of Property Fund Distribution	0.00	0.00
2910 Other Intermediate Sources of Revenue	0.00	0.00
TOTAL	\$1,631,037.38	\$1,856,381.44
3000 STATE SOURCES OF REVENUE:		
3110 Gross Production Tax	\$806,647.67	\$1,259,820.10
3120 Motor Vehicle Collections	3,068,513.44	2,926,143.55
3130 Rural Electric Cooperative Tax	0.00	0.00
3140 State School Land Earnings	1,076,736.39	1,218,077.09
3150 Vehicle Tax Stamps	0.00	14,365.93
3160 Farm Implement Tax Stamps	0.00	0.00
3170 Trailers and Mobile Homes	0.00	0.00
3190 Other Dedicated Revenue	0.00	0.00
3100 Total Dedicated Revenue	\$4,951,897.51	\$5,418,406.67
3210 Foundation and Salary Incentive Aid	24,250,553.00	24,717,767.00
3220 Mid-Term Adjustment For Attendance	0.00	0.00
3230 Teacher Consultant Stipend	0.00	0.00
3240	0.00	0.00
3250 Flexible Benefit Allowance	5,406,144.24	5,631,036.51
3200 Total State Aid - General Operations - Non-Categorical	\$29,656,697.24	\$30,348,803.51
3300 State Aid - Competitive Grants - Categorical	0.00	174,471.00
3400 State - Categorical	17,406.05	192,598.20
3500 Special Programs	0.00	0.00
3600 Other State Sources of Revenue	0.00	22,815.82
3700 Child Nutrition Program	0.00	44,110.91
3800 State Vocational Programs - Multi-Source	15,380.00	15,322.00
TOTAL	\$34,641,380.80	\$36,216,528.11
4000 FEDERAL SOURCES OF REVENUE:		
4100 Grants-In-Aid Direct From The Federal Government	\$100,454.00	\$107,655.45
4200 Disadvantage Students	2,367,097.55	2,036,877.77
4300 Individuals With Disabilities	1,529,999.05	1,524,408.96
4400 No Child Left Behind	0.00	0.00
4500 Grants-In-Aid Passed Through Other State/Intermediate Sources	0.00	0.00
4600 Other Federal Sources Passed Through State Dept Of Education	80,344.37	153,373.28
4700 Child Nutrition Programs	3,028,800.46	3,478,495.58
4800 Federal Vocational Education	40,000.00	21,791.70
TOTAL	\$7,146,695.43	\$7,322,602.74
5000 NON-REVENUE RECEIPTS:		
5100 Return of Assets	\$100,000.00	\$816,556.22
GRAND TOTAL	\$43,544,086.70	\$46,740,804.64

GENERAL FUND ACCOUNTS COVERING THE PERIOD JULY 1, 2016 TO JUNE 30, 2017
ESTIMATE OF NEEDS FOR 2017-2018

EXHIBIT "A"

Page 8

2016-17 ACCOUNT OVER (UNDER)	BASIS AND LIMIT OF ENSUING ESTIMATE	2017-18 ACCOUNT		
		CHARGEABLE INCOME	ESTIMATED BY GOVERNING BOARD	APPROVED BY EXCISE BOARD
\$35,571.25	0.00%	\$0.00	\$0.00	\$0.00
16,608.79	90.00%	0.00	37,423.70	37,423.70
80,883.27	0.00%	0.00	0.00	0.00
3,547.59	0.00%	0.00	0.00	0.00
367,152.13	0.00%	0.00	0.00	0.00
0.00	0.00%	0.00	0.00	0.00
0.00	0.00%	0.00	0.00	0.00
\$503,763.03		\$0.00	\$37,423.70	\$37,423.70
\$199,486.05	90.00%	\$0.00	\$1,460,707.23	\$1,460,707.23
25,858.01	90.00%	0.00	210,036.07	210,036.07
0.00	0.00%	0.00	0.00	0.00
0.00	0.00%	0.00	0.00	0.00
\$225,344.06		\$0.00	\$1,670,743.30	\$1,670,743.30
\$453,172.43	90.00%	\$0.00	\$1,133,838.09	\$1,133,838.09
(142,369.89)	100.00%	0.00	2,926,143.55	2,926,143.55
0.00	0.00%	0.00	0.00	0.00
141,340.70	90.00%	0.00	1,096,269.38	1,096,269.38
14,365.93	0.00%	0.00	0.00	0.00
0.00	0.00%	0.00	0.00	0.00
0.00	0.00%	0.00	0.00	0.00
0.00	0.00%	0.00	0.00	0.00
\$466,509.16		\$0.00	\$5,156,251.02	\$5,156,251.02
467,214.00	100.30%	0.00	24,792,855.00	24,792,855.00
0.00	0.00%	0.00	0.00	0.00
0.00	0.00%	0.00	0.00	0.00
0.00	0.00%	0.00	0.00	0.00
224,892.27	105.80%	0.00	5,957,741.84	5,957,741.84
\$692,106.27		\$0.00	\$30,750,596.84	\$30,750,596.84
174,471.00	99.90%	0.00	174,300.02	174,300.02
175,192.15	45.68%	0.00	87,977.13	87,977.13
0.00	0.00%	0.00	0.00	0.00
22,815.82	0.00%	0.00	0.00	0.00
44,110.91	0.00%	0.00	0.00	0.00
(58.00)	100.00%	0.00	15,322.00	15,322.00
\$1,575,147.31		\$0.00	\$36,184,447.01	\$36,184,447.01
\$7,201.45	69.67%	\$0.00	75,000.00	\$75,000.00
(330,219.78)	118.29%	0.00	2,409,439.10	2,409,439.10
(5,590.09)	102.85%	0.00	1,567,820.60	1,567,820.60
0.00	0.00%	0.00	0.00	0.00
0.00	0.00%	0.00	0.00	0.00
73,028.91	0.00%	0.00	0.00	0.00
449,695.12	90.00%	0.00	3,130,646.00	3,130,646.00
(18,208.30)	0.00%	0.00	0.00	0.00
\$175,907.31		\$0.00	\$7,182,905.70	\$7,182,905.70
716,556.22	12.25%	\$0.00	100,000.00	\$100,000.00
\$3,196,717.94		\$0.00	\$45,175,519.71	\$45,175,519.71

GENERAL FUND ACCOUNTS COVERING THE PERIOD JULY 1, 2016 TO JUNE 30, 2017
ESTIMATE OF NEEDS FOR 2017-2018

EXHIBIT "A"

Page 9

Schedule 5, Expenditures General Fund Cash Accounts of Current and all Prior Years	
CURRENT AND ALL PRIOR YEARS	2016-17
Cash Balance Reported to Excise Board 6-30-2016	\$0.00
Cash Fund Balance Transferred Out	
Cash Fund Balance Transferred In	7,119,956.74
Adjusted Cash Balance	\$7,119,956.74
Ad Valorem Tax Apportioned To Year In Caption	10,066,269.47
Miscellaneous Revenue (Schedule 4)	46,740,804.64
Cash Fund Balance Forward From Preceding Year	700,247.20
Prior Expenditures Recovered	
TOTAL RECEIPTS	\$57,507,321.31
TOTAL RECEIPTS AND BALANCE	\$64,627,278.05
Warrants Paid of Year in Caption	51,053,157.58
Interest Paid Thereon	0.00
Bank Fees and Cash Charges	0.00
TOTAL DISBURSEMENTS	\$51,053,157.58
CASH BALANCE JUNE 30, 2017	\$13,574,120.47
Reserve for Warrants Outstanding	2,504,531.56
Reserve for Interest on Warrants	0.00
Reserves From Schedule 8	845,092.25
TOTAL LIABILITIES AND RESERVE	\$3,349,623.81
DEFICIT: (Red Figure)	\$0.00
CASH FUND BALANCE FORWARD TO SUCCEEDING YEAR	\$10,224,496.66

Schedule 6, General Fund Warrant Account of Current and All Prior Years	
CURRENT AND ALL PRIOR YEARS	2016-17
Warrants Outstanding 6-30 of Year in Caption	
Warrants Registered During Year	53,557,689.14
TOTAL	\$53,557,689.14
Warrants Paid During Year	51,053,157.58
Warrants Converted to Bonds or Judgments	
Warrants Cancelled	
Warrants estopped by Statute	
TOTAL WARRANTS RETIRED	\$51,053,157.58
BALANCE WARRANTS OUTSTANDING JUNE 30, 2017	\$2,504,531.56

Schedule 7, 2016 Ad Valorem Tax Account			
2016 Net Valuation Certified To County Excise Board	\$277,385,221.00	35.000 Mills	Amount
Total Proceeds of Levy as Certified			\$10,224,419.25
Additions:			
Deductions:			
Gross Balance Tax			\$10,224,419.25
Less Reserve for Delinquent Tax			929,492.66
Reserve for Protests Pending			0.00
Balance Available Tax			\$9,294,926.59
Deduct 2016 Tax Apportioned			10,066,269.47
Net Balance 2016 Tax in Process of Collection			\$0.00
Excess Collections			\$771,342.88

S.A.&I. Form 2661R06 Entity: Enid I-057 , Garfield County

14-Sep-17

Page 10

[illegible][illegible]

Schedule 9, General Fund Investments						
INVESTED IN	Investments On Hand June 30, 2016	Since Purchased	Liquidations		Barred by Court Order	Investments On Hand June 30, 2017
			By Collection Of Cost	Amortized Premium		
Cert of Deposit	\$0.00	\$0.00	\$0.00	\$0.00	\$0.00	\$0.00
						0.00
						0.00
						0.00
						0.00
						0.00
						0.00
						0.00
						0.00
						0.00
TOTAL INVEST	\$0.00	\$0.00	\$0.00	\$0.00	\$0.00	\$0.00

GENERAL FUND ACCOUNTS COVERING THE PERIOD JULY 1, 2016 TO JUNE 30, 2017
ESTIMATE OF NEEDS FOR 2017-2018

EXHIBIT "A"

Page 11

Schedule 8, Report of Prior Year Expenditures				
APPROPRIATED ACCOUNTS	FISCAL YEAR ENDING JUNE 30, 2016			APPROPRIATIONS ORIGINAL
	RESERVES 6-30-2016	WARRANTS SINCE ISSUED	BALANCE LAPSED APPROPR	
1000 INSTRUCTION	\$257,938.63	\$257,938.63	\$0.00	\$32,892,651.70
2000 SUPPORT SERVICES:				
2100 Support Services - Students	\$40,587.23	\$0.00	\$40,587.23	\$3,989,656.37
2200 Support Services - Instructional Staff	249,099.91	0.00	\$249,099.91	4,191,948.45
2300 Support Services - General Administration	28,053.11	0.00	\$28,053.11	821,187.81
2400 Support Services - School Administration	3,291.35	0.00	\$3,291.35	3,255,291.98
2500 Support Services - Business	113,485.63	0.00	\$113,485.63	1,835,653.95
2600 Operations And Maintenance of Plant Services	286,988.10	234,682.86	\$52,305.24	4,988,174.99
2700 Student Transportation Services	19,298.76	0.00	\$19,298.76	2,228,447.00
2800 Support Services - Central	0.00	0.00	\$0.00	0.00
2900 Other Support Services	0.00	0.00	\$0.00	0.00
TOTAL	\$740,804.09	\$234,682.86	\$506,121.23	\$21,310,360.55
3000 OPERATION OF NON-INSTRUCTION SERVICES:				
3100 Child Nutrition Programs Operations	\$37,663.68	\$0.00	\$37,663.68	\$5,225,988.89
3200 Other Enterprise Service Operations	0.00	0.00	\$0.00	0.00
3300 Community Services Operations	0.00	0.00	\$0.00	0.00
TOTAL	\$37,663.68	\$0.00	\$37,663.68	\$5,225,988.89
4000 FACILITIES ACQUISITION & CONSTRUCTION SERV:				
4100 Supv. of Facilities Acquisition and Construction	\$0.00	\$0.00	\$0.00	\$0.00
4200 Site Acquisition Services	0.00	0.00	\$0.00	0.00
4300 Site Improvement Services	0.00	0.00	\$0.00	0.00
4400 Architecture and Engineering Services	0.00	0.00	\$0.00	0.00
4500 Educational Specifications Development Services	0.00	0.00	\$0.00	0.00
4600 Building Acquisition and Construction Services	0.00	0.00	\$0.00	0.00
4700 Building Improvement Services	0.00	0.00	\$0.00	0.00
4900 Other Facilities Acquisition and Const. Services	0.00	0.00	\$0.00	0.00
TOTAL	\$0.00	\$0.00	\$0.00	\$0.00
5000 OTHER OUTLAYS:				
5100 Debt Service	\$0.00	\$0.00	\$0.00	\$0.00
5200 Reimbursement(Child Nutrition Fund)	0.00	0.00	\$0.00	16,000.00
5300 Clearing Account	0.00	0.00	\$0.00	380,442.00
5400 Indirect Cost Entitlement	0.00	0.00	\$0.00	82,427.31
5500 Private Nonprofit Schools	740.00	0.00	\$740.00	27,910.25
5600 Correcting Entry	0.00	0.00	\$0.00	22,199.33
TOTAL	\$740.00	\$0.00	\$740.00	\$528,978.89
7000 OTHER USES	\$0.00	\$0.00	\$0.00	\$650.00
8000 REPAYMENTS	\$0.00	\$0.00	\$0.00	\$340.00
TOTAL GENERAL FUND	\$1,037,146.40	\$492,621.49	\$544,524.91	\$59,958,970.03
Bank Fees and Cash Charges	\$0.00	\$0.00	\$0.00	\$0.00
Provision For Interest on Warrants	\$0.00	\$0.00	\$0.00	\$0.00
GRAND TOTAL	\$1,037,146.40	\$492,621.49	\$544,524.91	\$59,958,970.03

ESTIMATE OF NEEDS FOR THE FISCAL YEAR 2017-2018
PURPOSE:
Current Expense
Interest
Pro rata share of County Assessor's Budget as determined by County Excise Board
GRAND TOTAL - Home School

GENERAL FUND ACCOUNTS COVERING THE PERIOD JULY 1, 2016 TO JUNE 30, 2017
ESTIMATE OF NEEDS FOR 2017-2018

EXHIBIT "A"

Page 12

FISCAL YEAR ENDING JUNE 30, 2017						FISCAL YEAR 2016-2017
APPROPRIATIONS		NET AMOUNT	WARRANTS ISSUED	RESERVES	LAPSED BALANCE KNOWN TO BE UNENCUMBERED	EXPENDITURES FOR CURRENT EXPENSE PURPOSES
SUPPLEMENTAL ADJUSTMENTS						
ADDED	CANCELLED					
\$0.00	\$0.00	\$32,892,651.70	\$30,312,809.92	\$395,987.56	\$2,183,854.22	\$30,708,797.48
\$0.00	\$0.00	\$3,989,656.37	\$3,902,704.37	\$47,331.19	\$39,620.81	\$3,950,035.56
0.00	0.00	4,191,948.45	3,217,614.23	67,203.75	907,130.47	3,284,817.98
0.00	0.00	821,187.81	638,224.02	23,266.25	159,697.54	661,490.27
0.00	0.00	3,255,291.98	3,254,414.22	819.63	58.13	3,255,233.85
0.00	0.00	1,835,653.95	1,644,334.10	59,056.41	132,263.44	1,703,390.51
0.00	0.00	4,988,174.99	4,277,147.85	165,997.73	545,029.41	4,443,145.58
0.00	0.00	2,228,447.00	1,937,109.81	21,994.29	269,342.90	1,959,104.10
0.00	0.00	0.00	0.00	0.00	0.00	0.00
0.00	0.00	0.00	0.00	0.00	0.00	0.00
\$0.00	\$0.00	\$21,310,360.55	\$18,871,548.60	\$385,669.25	\$2,053,142.70	\$19,257,217.85
\$0.00	\$0.00	\$5,225,988.89	\$4,313,015.24	\$63,265.44	\$849,708.21	\$4,376,280.68
0.00	0.00	0.00	0.00	0.00	0.00	0.00
0.00	0.00	0.00	0.00	0.00	0.00	0.00
\$0.00	\$0.00	\$5,225,988.89	\$4,313,015.24	\$63,265.44	\$849,708.21	\$4,376,280.68
\$0.00	\$0.00	\$0.00	\$0.00	\$0.00	\$0.00	\$0.00
0.00	0.00	0.00	0.00	0.00	0.00	0.00
0.00	0.00	0.00	0.00	0.00	0.00	0.00
0.00	0.00	0.00	0.00	0.00	0.00	0.00
0.00	0.00	0.00	0.00	0.00	0.00	0.00
0.00	0.00	0.00	0.00	0.00	0.00	0.00
0.00	0.00	0.00	0.00	0.00	0.00	0.00
0.00	0.00	0.00	0.00	0.00	0.00	0.00
\$0.00	\$0.00	\$0.00	\$0.00	\$0.00	\$0.00	\$0.00
\$0.00	\$0.00	\$0.00	\$0.00	\$0.00	\$0.00	\$0.00
0.00	0.00	16,000.00	15,999.30	0.00	0.70	15,999.30
0.00	0.00	380,442.00	0.00	0.00	380,442.00	0.00
0.00	0.00	82,427.31	0.00	0.00	82,427.31	0.00
0.00	0.00	27,910.25	21,946.75	0.00	5,963.50	21,946.75
0.00	0.00	22,199.33	22,029.33	170.00	0.00	22,199.33
\$0.00	\$0.00	\$528,978.89	\$59,975.38	\$170.00	\$468,833.51	\$60,145.38
\$0.00	\$0.00	\$650.00	\$0.00	\$0.00	\$650.00	\$0.00
\$0.00	\$0.00	\$340.00	\$340.00	\$0.00	\$0.00	\$340.00
\$0.00	\$0.00	\$59,958,970.03	\$53,557,689.14	\$845,092.25	\$5,556,188.64	\$54,402,781.39
\$0.00	\$0.00	\$0.00	\$0.00	\$0.00	\$0.00	\$0.00
\$0.00	\$0.00	\$0.00	\$0.00	\$0.00	\$0.00	\$0.00
\$0.00	\$0.00	\$59,958,970.03	\$53,557,689.14	\$845,092.25	\$5,556,188.64	\$54,402,781.39

		Estimate of Needs by Governing Board	Approved by County Excise Board
		\$65,309,850.82	\$65,309,850.82
		0.00	0.00
		0.00	0.00
		65,309,850.82	65,309,850.82

BUILDING FUND ACCOUNTS COVERING THE PERIOD JULY 1, 2016 TO JUNE 30, 2017
ESTIMATE OF NEEDS FOR 2017-2018

EXHIBIT "B"

Page 13

Schedule 1, Current Balance Sheet - June 30, 2017	
	Amount
ASSETS:	
Cash Balance June 30, 2017	\$2,454,796.45
Investments	0.00
TOTAL ASSETS	\$2,454,796.45
LIABILITIES AND RESERVES:	
Warrants Outstanding	5,102.66
Reserve for Interest on Warrants	0.00
Reserves From Schedule 8	315,037.84
TOTAL LIABILITIES AND RESERVES	\$320,140.50
CASH FUND BALANCE JUNE 30, 2017	\$2,134,655.95
TOTAL LIABILITIES, RESERVES AND CASH FUND BALANCE	\$2,454,796.45

Schedule 2, Revenue and Requirements - 2016-2017		
	Detail	Total
REVENUE:		
Cash Balance June 30, 2016	\$2,451,696.09	
Cash Fund Balance Transferred From Prior Years	321,212.27	
Current Ad Valorem Tax Apportioned	1,439,123.74	
Miscellaneous Revenue Apportioned	18,433.95	
TOTAL REVENUE		\$4,230,466.05
REQUIREMENTS:		
Claims Paid by Warrants Issued & Transfer Fees Apportioned	\$1,780,772.26	
Reserves From Schedule 8	315,037.84	
Interest Paid on Warrants	0.00	
Reserve for Interest on Warrants	0.00	
TOTAL REQUIREMENTS		\$2,095,810.10
ADD: Cash Fund Balance as Per Balance Sheet 6-30-2017		2,134,655.95
TOTAL REQUIREMENTS AND CASH FUND BALANCE		\$4,230,466.05

Schedule 3, Cash Fund Balance Analysis - June 30, 2017		Amount
ADDITIONS:		
Miscellaneous Revenue Collected in Excess of Estimates-Net		\$18,433.95
Warrants Estopped, Cancelled or Converted		0.00
Fiscal Year 2016-17 Lapsed Appropriations		1,684,813.36
Fiscal Year 2015-16 Lapsed Appropriations		299,069.54
Ad Valorem Tax Collections in Excess of Estimates		110,196.37
Prior Year Ad Valorem Tax		22,142.73
TOTAL ADDITIONS		\$2,134,655.95
DEDUCTIONS:		
Supplemental Appropriations		\$0.00
Current Tax in Process of Collection		0.00
TOTAL DEDUCTIONS		0.00
Cash Fund Balance as per Balance Sheet 6-30-2017		\$2,134,655.95
Composition of Cash Fund Balance		
Cash		2,134,655.95
Cash Fund Balance as per Balance Sheet 6-30-2017		\$2,134,655.95

S.A.&I. Form 2661R06 Entity: Enid I-057 , Garfield County

14-Sep-17

See Attached Accountant's Compilation Report

BUILDING FUND ACCOUNTS COVERING THE PERIOD JULY 1, 2016 TO JUNE 30, 2017
ESTIMATE OF NEEDS FOR 2017-2018

EXHIBIT "B"

Page 14

Schedule 4, Miscellaneous Revenue		
SOURCE	2016-17 ACCOUNT	
	AMOUNT	ACTUALLY
	ESTIMATED	COLLECTED
1000 DISTRICT SOURCES OF REVENUE:		
1200 Tuition & Fees	\$0.00	\$0.00
1300 Earnings on Investments and Bond Sales	0.00	3,359.78
1400 Rental, Disposals and Commissions	0.00	0.00
1500 Reimbursements	0.00	0.00
1600 Other Local Sources of Revenue	0.00	0.00
1700 Child Nutrition Programs	0.00	0.00
1800 Athletics	0.00	0.00
TOTAL	\$0.00	\$3,359.78
2000 INTERMEDIATE SOURCES OF REVENUE:		
2100 County 4 Mill Ad Valorem Tax	\$0.00	\$0.00
2200 County Apportionment (Mortgage Tax)	0.00	0.00
2300 Resale of Property Fund Distribution	0.00	0.00
2900 Other Intermediate Sources of Revenue	0.00	0.00
TOTAL	\$0.00	\$0.00
3000 STATE SOURCES OF REVENUE:		
3110 Gross Production Tax	\$0.00	\$0.00
3120 Motor Vehicle Collections	0.00	0.00
3130 Rural Electric Cooperative Tax	0.00	0.00
3140 State School Land Earnings	0.00	0.00
3150 Vehicle Tax Stamps	0.00	0.00
3160 Farm Implement Tax Stamps	0.00	0.00
3170 Trailers and Mobile Homes	0.00	0.00
3190 Other Dedicated Revenue	0.00	0.00
3100 Total Dedicated Revenue	\$0.00	\$0.00
3210 Foundation and Salary Incentive Aid	0.00	0.00
3220 Mid-Term Adjustment For Attendance	0.00	0.00
3230 Teacher Consultant Stipend	0.00	0.00
3240 Disaster Assistance	0.00	0.00
3250 Flexible Benefit Allowance	0.00	15,071.94
3200 Total State Aid - General Operations - Non-Categorical	\$0.00	\$15,071.94
3300 State Aid - Competitive Grants - Categorical	0.00	0.00
3400 State - Categorical	0.00	0.00
3500 Special Programs	0.00	0.00
3600 Other State Sources of Revenue	0.00	2.23
3700 Child Nutrition Program	0.00	0.00
3800 State Vocational Programs - Multi-Source	0.00	0.00
TOTAL	\$0.00	\$15,074.17
4000 FEDERAL SOURCES OF REVENUE:		
4100 Grants-In-Aid Direct From The Federal Government	\$0.00	\$0.00
4200 Disadvantage Students	0.00	0.00
4300 Individuals With Disabilities	0.00	0.00
4400 No Child Left Behind	0.00	0.00
4500 Grants-In-Aid Passed Through Other State/Intermediate Sources	0.00	0.00
4600 Other Federal Sources Passed Through State Dept Of Education	0.00	0.00
4700 Child Nutrition Programs	0.00	0.00
4800 Federal Vocational Education	0.00	0.00
TOTAL	\$0.00	\$0.00
5000 NON-REVENUE RECEIPTS:		
5100 Return of Assets	\$0.00	\$0.00
GRAND TOTAL	\$0.00	\$18,433.95

BUILDING FUND ACCOUNTS COVERING THE PERIOD JULY 1, 2016 TO JUNE 30, 2017
ESTIMATE OF NEEDS FOR 2017-2018

EXHIBIT "B"

Page 15

2016-17 ACCOUNT OVER (UNDER)	BASIS AND LIMIT OF ENSUING ESTIMATE	2017-18 ACCOUNT		
		CHARGEABLE INCOME	ESTIMATED BY GOVERNING BOARD	APPROVED BY EXCISE BOARD
\$0.00	0.00%	\$0.00	\$0.00	\$0.00
3,359.78	0.00%	0.00	0.00	0.00
0.00	0.00%	0.00	0.00	0.00
0.00	0.00%	0.00	0.00	0.00
0.00	0.00%	0.00	0.00	0.00
0.00	0.00%	0.00	0.00	0.00
0.00	0.00%	0.00	0.00	0.00
\$3,359.78		\$0.00	\$0.00	\$0.00
\$0.00	0.00%	\$0.00	\$0.00	\$0.00
0.00	0.00%	0.00	0.00	0.00
0.00	0.00%	0.00	0.00	0.00
0.00	0.00%	0.00	0.00	0.00
\$0.00		\$0.00	\$0.00	\$0.00
\$0.00	0.00%	\$0.00	\$0.00	\$0.00
0.00	0.00%	0.00	0.00	0.00
0.00	0.00%	0.00	0.00	0.00
0.00	0.00%	0.00	0.00	0.00
0.00	0.00%	0.00	0.00	0.00
0.00	0.00%	0.00	0.00	0.00
0.00	0.00%	0.00	0.00	0.00
0.00	0.00%	0.00	0.00	0.00
\$0.00		\$0.00	\$0.00	\$0.00
0.00	0.00%	0.00	0.00	0.00
0.00	0.00%	0.00	0.00	0.00
0.00	0.00%	0.00	0.00	0.00
0.00	0.00%	0.00	0.00	0.00
15,071.94	0.00%	0.00	0.00	0.00
\$15,071.94		\$0.00	\$0.00	\$0.00
0.00	0.00%	0.00	0.00	0.00
0.00	0.00%	0.00	0.00	0.00
0.00	0.00%	0.00	0.00	0.00
2.23	0.00%	0.00	0.00	0.00
0.00	0.00%	0.00	0.00	0.00
0.00	0.00%	0.00	0.00	0.00
\$15,074.17		\$0.00	\$0.00	\$0.00
\$0.00	0.00%	\$0.00	\$0.00	\$0.00
0.00	0.00%	0.00	0.00	0.00
0.00	0.00%	0.00	0.00	0.00
0.00	0.00%	0.00	0.00	0.00
0.00	0.00%	0.00	0.00	0.00
0.00	0.00%	0.00	0.00	0.00
0.00	0.00%	0.00	0.00	0.00
0.00	0.00%	0.00	0.00	0.00
\$0.00		\$0.00	\$0.00	\$0.00
\$0.00	0.00%	\$0.00	\$0.00	\$0.00
\$18,433.95		\$0.00	\$0.00	\$0.00

BUILDING FUND ACCOUNTS COVERING THE PERIOD JULY 1, 2016 TO JUNE 30, 2017
ESTIMATE OF NEEDS FOR 2017-2018

EXHIBIT "B"

Page 16

Schedule 5, Expenditures Building Fund Cash Accounts of Current and all Prior Years	
CURRENT AND ALL PRIOR YEARS	2016-17
Cash Balance Reported to Excise Board 6-30-2016	\$0.00
Cash Fund Balance Transferred Out	
Cash Fund Balance Transferred In	2,451,696.09
Adjusted Cash Balance	\$2,451,696.09
Ad Valorem Tax Apportioned To Year In Caption	1,439,123.74
Miscellaneous Revenue (Schedule 4)	18,433.95
Cash Fund Balance Forward From Preceding Year	321,212.27
Prior Expenditures Recovered	
TOTAL RECEIPTS	\$1,778,769.96
TOTAL RECEIPTS AND BALANCE	\$4,230,466.05
Warrants Paid of Year in Caption	1,775,669.60
Interest Paid Thereon	0.00
Bank Fees and Cash Charges	0.00
TOTAL DISBURSEMENTS	\$1,775,669.60
CASH BALANCE JUNE 30, 2017	\$2,454,796.45
Reserve for Warrants Outstanding	5,102.66
Reserve for Interest on Warrants	0.00
Reserves From Schedule 8	315,037.84
TOTAL LIABILITIES AND RESERVE	\$320,140.50
DEFICIT: (Red Figure)	\$0.00
CASH FUND BALANCE FORWARD TO SUCCEEDING YEAR	\$2,134,655.95

Schedule 6, Building Fund Warrant Account of Current and All Prior Years	
CURRENT AND ALL PRIOR YEARS	2016-17
Warrants Outstanding 6-30 of Year in Caption	
Warrants Registered During Year	1,780,772.26
TOTAL	\$1,780,772.26
Warrants Paid During Year	1,775,669.60
Warrants Converted to Bonds or Judgments	
Warrants Cancelled	
Warrants estopped by Statute	
TOTAL WARRANTS RETIRED	\$1,775,669.60
BALANCE WARRANTS OUTSTANDING JUNE 30, 2017	\$5,102.66

Schedule 7, 2016 Ad Valorem Tax Account			
2016 Net Valuation Certified To County Excise Board	\$277,385,221.00	5.000 Mills	Amount
Total Proceeds of Levy as Certified			\$1,461,820.11
Additions:			
Deductions:			
Gross Balance Tax			\$1,461,820.11
Less Reserve for Delinquent Tax			132,892.74
Reserve for Protests Pending			0.00
Balance Available Tax			\$1,328,927.37
Deduct 2016 Tax Apportioned			1,439,123.74
Net Balance 2016 Tax in Process of Collection			\$0.00
Excess Collections			\$110,196.37

S.A.&I. Form 2661R06 Entity: Enid I-057 , Garfield County

14-Sep-17

Page 17

[illegible][illegible]

Schedule 9, Building Fund Investments						
INVESTED IN	Investments On Hand June 30, 2016	Since Purchased	Liquidations		Barred by Court Order	Investments On Hand June 30, 2017
			By Collection Of Cost	Amortized Premium		
Cert of Deposit	\$0.00	\$0.00	\$0.00	\$0.00	\$0.00	\$0.00
						0.00
						0.00
						0.00
						0.00
						0.00
						0.00
						0.00
						0.00
						0.00
						0.00
TOTAL INVEST	\$0.00	\$0.00	\$0.00	\$0.00	\$0.00	\$0.00

**BUILDING FUND ACCOUNTS COVERING THE PERIOD JULY 1, 2016 TO JUNE 30, 2017
ESTIMATE OF NEEDS FOR 2017-2018**

EXHIBIT "B"

Page 18

Schedule 8, Report of Prior Year Expenditures

APPROPRIATED ACCOUNTS	FISCAL YEAR ENDING JUNE 30, 2016			APPROPRIATIONS ORIGINAL
	RESERVES 6-30-2016	WARRANTS SINCE ISSUED	BALANCE LAPSED APPROPR	
1000 INSTRUCTION	\$0.00	\$0.00	\$0.00	\$108,000.00
2000 SUPPORT SERVICES:				
2100 Support Services - Students	\$0.00	\$0.00	\$0.00	\$0.00
2200 Support Services - Instructional Staff	0.00	0.00	0.00	0.00
2300 Support Services - General Administration	0.00	0.00	0.00	0.00
2400 Support Services - School Administration	819.00	0.00	819.00	17,340.00
2500 Support Services - Business	0.00	0.00	0.00	0.00
2600 Operations And Maintenance of Plant Services	25,248.85	0.00	25,248.85	2,579,283.46
2700 Student Transportation Services	0.00	0.00	0.00	0.00
2800 Support Services - Central	0.00	0.00	0.00	0.00
2900 Other Support Services	0.00	0.00	0.00	0.00
TOTAL	\$26,067.85	\$0.00	\$26,067.85	\$2,596,623.46
3000 OPERATION OF NON-INSTRUCTION SERVICES:				
3100 Child Nutrition Programs Operations	\$0.00	\$0.00	\$0.00	\$0.00
3200 Other Enterprise Service Operations	0.00	0.00	\$0.00	0.00
3300 Community Services Operations	0.00	0.00	\$0.00	0.00
TOTAL	\$0.00	\$0.00	\$0.00	\$0.00
4000 FACILITIES ACQUISITION & CONSTRUCTION SERVICES:				
4100 Supv. of Facilities Acquisition and Construction	\$0.00	\$0.00	\$0.00	\$0.00
4200 Site Acquisition Services	0.00	0.00	\$0.00	220,500.00
4300 Site Improvement Services	296,956.00	239,718.57	\$57,237.43	280,500.00
4400 Architecture and Engineering Services	51,314.50	0.00	\$51,314.50	125,300.00
4500 Educational Specifications Development Services	0.00	0.00	\$0.00	0.00
4600 Building Acquisition and Construction Services	0.00	0.00	\$0.00	31,700.00
4700 Building Improvement Services	164,449.76	0.00	\$164,449.76	418,000.00
4900 Other Facilities Acquisition and Const. Services	0.00	0.00	\$0.00	0.00
TOTAL	\$512,720.26	\$239,718.57	\$273,001.69	\$1,076,000.00
5000 OTHER OUTLAYS:				
5100 Debt Service	\$0.00	\$0.00	\$0.00	\$0.00
5200 Reimbursement(Child Nutrition Fund)	0.00	0.00	\$0.00	0.00
5300 Clearing Account	0.00	0.00	\$0.00	0.00
5400 Indirect Cost Entitlement	0.00	0.00	\$0.00	0.00
5500 Private Nonprofit Schools	0.00	0.00	\$0.00	0.00
5600 Correcting Entry	0.00	0.00	\$0.00	0.00
TOTAL	\$0.00	\$0.00	\$0.00	\$0.00
7000 OTHER USES	\$0.00	\$0.00	\$0.00	\$0.00
8000 REPAYMENTS	\$0.00	\$0.00	\$0.00	\$0.00
TOTAL BUILDING FUND	\$538,788.11	\$239,718.57	\$299,069.54	\$3,780,623.46
Bank Fees and Cash Charges	\$0.00	\$0.00	\$0.00	\$0.00
Pro rata share of County Assessor's Budget by County Excise Board	\$0.00	\$0.00	\$0.00	\$0.00
GRAND TOTAL	\$538,788.11	\$239,718.57	\$299,069.54	\$3,780,623.46

ESTIMATE OF NEEDS FOR THE FISCAL YEAR 2017-2018

PURPOSE:

Current Expense

Interest

Pro rata share of County Assessor's Budget by County Excise Board

GRAND TOTAL - Home School

BUILDING FUND ACCOUNTS COVERING THE PERIOD JULY 1, 2016 TO JUNE 30, 2017
ESTIMATE OF NEEDS FOR 2017-2018

EXHIBIT "B"

Page 19

FISCAL YEAR ENDING JUNE 30, 2017						FISCAL YEAR 2016-2017 EXPENDITURES FOR CURRENT EXPENSE PURPOSES
APPROPRIATIONS		NET AMOUNT	WARRANTS ISSUED	RESERVES	LAPSED BALANCE KNOWN TO BE UNENCUMBERED	
SUPPLEMENTAL ADJUSTMENTS						
ADDED	CANCELLED					
\$0.00	\$0.00	\$108,000.00	\$49,975.58	\$57,960.56	\$63.86	\$107,936.14
\$0.00	\$0.00	\$0.00	\$0.00	\$0.00	\$0.00	\$0.00
0.00	0.00	0.00	0.00	0.00	0.00	0.00
0.00	0.00	0.00	0.00	0.00	0.00	0.00
0.00	0.00	17,340.00	16,650.00	0.00	690.00	16,650.00
0.00	0.00	0.00	0.00	0.00	0.00	0.00
0.00	0.00	2,579,283.46	830,845.17	74,169.14	1,674,269.15	905,014.31
0.00	0.00	0.00	0.00	0.00	0.00	0.00
0.00	0.00	0.00	0.00	0.00	0.00	0.00
0.00	0.00	0.00	0.00	0.00	0.00	0.00
\$0.00	\$0.00	\$2,596,623.46	\$847,495.17	\$74,169.14	\$1,674,959.15	\$921,664.31
\$0.00	\$0.00	\$0.00	\$0.00	\$0.00	\$0.00	\$0.00
0.00	0.00	0.00	0.00	0.00	0.00	0.00
0.00	0.00	0.00	0.00	0.00	0.00	0.00
\$0.00	\$0.00	\$0.00	\$0.00	\$0.00	\$0.00	\$0.00
\$0.00	\$0.00	\$0.00	\$0.00	\$0.00	\$0.00	\$0.00
0.00	0.00	220,500.00	220,486.90	0.00	13.10	220,486.90
0.00	0.00	280,500.00	127,003.49	159,336.20	(5,839.69)	286,339.69
0.00	0.00	125,300.00	123,125.43	743.00	1,431.57	123,868.43
0.00	0.00	0.00	0.00	0.00	0.00	0.00
0.00	0.00	31,700.00	18,334.36	4,720.64	8,645.00	23,055.00
0.00	0.00	418,000.00	394,351.33	18,108.30	5,540.37	412,459.63
0.00	0.00	0.00	0.00	0.00	0.00	0.00
\$0.00	\$0.00	\$1,076,000.00	\$883,301.51	\$182,908.14	\$9,790.35	\$1,066,209.65
\$0.00	\$0.00	\$0.00	\$0.00	\$0.00	\$0.00	\$0.00
0.00	0.00	0.00	0.00	0.00	0.00	0.00
0.00	0.00	0.00	0.00	0.00	0.00	0.00
0.00	0.00	0.00	0.00	0.00	0.00	0.00
0.00	0.00	0.00	0.00	0.00	0.00	0.00
0.00	0.00	0.00	0.00	0.00	0.00	0.00
\$0.00	\$0.00	\$0.00	\$0.00	\$0.00	\$0.00	\$0.00
\$0.00	\$0.00	\$0.00	\$0.00	\$0.00	\$0.00	\$0.00
\$0.00	\$0.00	\$0.00	\$0.00	\$0.00	\$0.00	\$0.00
\$0.00	\$0.00	\$3,780,623.46	\$1,780,772.26	\$315,037.84	\$1,684,813.36	\$2,095,810.10
\$0.00	\$0.00	\$0.00	\$0.00	\$0.00	\$0.00	\$0.00
\$0.00	\$0.00	\$0.00	\$0.00	\$0.00	\$0.00	\$0.00
\$0.00	\$0.00	\$3,780,623.46	\$1,780,772.26	\$315,037.84	\$1,684,813.36	\$2,095,810.10

		Estimate of Needs by Governing Board	Approved by County Excise Board
		\$3,551,498.80	\$3,551,498.80
		0.00	0.00
		0.00	0.00
		3,551,498.80	3,551,498.80

SINKING FUND ACCOUNTS COVERING THE PERIOD JULY 1, 2016 TO JUNE 30, 2017
ESTIMATE OF NEEDS FOR 2017-2018

EXHIBIT "E"

Page 34-A

Schedule 1, Detail of Bond and Coupon Indebtedness as of June 30, 2017 - Not Affecting Homesteads (New)						
PURPOSE OF BOND ISSUE:						2017 Combined Purpose
						Bonds
Date Of Issue						6/01/17
Date Of Sale By Delivery						6/01/17
HOW AND WHEN BONDS MATURE:						
Uniform Maturities:						
Date Maturity Begins						6/01/19
Amount Of Each Uniform Maturity						\$8,175,000.00
Final Maturity Otherwise:						
Date of Final Maturity						6/01/19
Amount of Final Maturity						\$8,175,000.00
AMOUNT OF ORIGINAL ISSUE						\$0.00
Cancelled, In Judgement Or Delayed For Final Levy Year						\$0.00
Basis of Accruals Contemplated on Net Collections or Better in Anticipation:						
Bond Issues Accruing By Tax Levy						\$0.00
Years To Run						0
Normal Annual Accrual						\$0.00
Tax Years Run						0
Accrual Liability To Date						\$0.00
Deductions From Total Accruals:						
Bonds Paid Prior To 6-30-2016						\$0.00
Bonds Paid During 2016-2017						\$0.00
Matured Bonds Unpaid						\$0.00
Balance Of Accrual Liability						\$0.00
TOTAL BONDS OUTSTANDING 6-30-2017:						
Matured						\$0.00
Unmatured						\$0.00
Coupon Computation:	Coupon Date	Unmatured Amount	% Int.	Months	Interest Amount	
Bonds and Coupons	6/01/19	\$8,175,000.00	2.000%	13 Mo.	\$177,125.00	
Bonds and Coupons		\$0.00	0.000%	0 Mo.	\$0.00	
Bonds and Coupons		\$0.00	0.000%	0 Mo.	\$0.00	
Bonds and Coupons		\$0.00	0.000%	0 Mo.	\$0.00	
Bonds and Coupons		\$0.00	0.000%	0 Mo.	\$0.00	
Bonds and Coupons		\$0.00	0.000%	0 Mo.	\$0.00	
Bonds and Coupons		\$0.00	0.000%	0 Mo.	\$0.00	
Bonds and Coupons		\$0.00	0.000%	0 Mo.	\$0.00	
Bonds and Coupons		\$0.00	0.000%	0 Mo.	\$0.00	
Bonds and Coupons		\$0.00	0.000%	0 Mo.	\$0.00	
Bonds and Coupons		\$0.00	0.000%	0 Mo.	\$0.00	
Requirement for Interest Earnings After Last Tax-Levy Year:						
Terminal Interest To Accrue						\$0.00
Years To Run						0
Accrue Each Year						\$0.00
Tax Years Run						0
Total Accrual To Date						\$0.00
Current Interest Earned Through 2017-2018						\$177,125.00
Total Interest To Levy For 2017-2018						\$177,125.00
INTEREST COUPON ACCOUNT:						
Interest Earned But Unpaid 6-30-2016						
Matured						\$0.00
Unmatured						\$0.00
Interest Earnings 2016-2017						\$0.00
Coupons Paid Through 2016-2017						
Interest Earned But Unpaid 6-30-2017						
Matured						\$0.00
Unmatured						\$0.00

SINKING FUND ACCOUNTS COVERING THE PERIOD JULY 1, 2016 TO JUNE 30, 2017
ESTIMATE OF NEEDS FOR 2017-2018

EXHIBIT "E"

Page 34-C

Schedule 1, Detail of Bond and Coupon Indebtedness as of June 30, 2017 - Not Affecting Homesteads (New)						
PURPOSE OF BOND ISSUE:						2015 Building Bonds
Date Of Issue						7/01/2015
Date Of Sale By Delivery						7/01/2015
HOW AND WHEN BONDS MATURE:						
Uniform Maturities:						
Date Maturity Begins						7/01/2017
Amount Of Each Uniform Maturity						\$6,210,000.00
Final Maturity Otherwise:						
Date of Final Maturity						7/01/2017
Amount of Final Maturity						\$6,210,000.00
AMOUNT OF ORIGINAL ISSUE						\$6,210,000.00
Cancelled, In Judgement Or Delayed For Final Levy Year						\$0.00
Basis of Accruals Contemplated on Net Collections or Better in Anticipation:						
Bond Issues Accruing By Tax Levy						\$6,210,000.00
Years To Run						1
Normal Annual Accrual						\$0.00
Tax Years Run						1
Accrual Liability To Date						\$6,210,000.00
Deductions From Total Accruals:						
Bonds Paid Prior To 6-30-2016						\$0.00
Bonds Paid During 2016-2017						\$6,210,000.00
Matured Bonds Unpaid						\$0.00
Balance Of Accrual Liability						\$0.00
TOTAL BONDS OUTSTANDING 6-30-2017:						
Matured						\$0.00
Unmatured						\$0.00
Coupon Computation:	Coupon Date	Unmatured Amount	% Int.	Months	Interest Amount	
Bonds and Coupons	7/01/2017	\$0.00	0.000%	0 Mo.	\$0.00	
Bonds and Coupons		\$0.00	0.000%	0 Mo.	\$0.00	
Bonds and Coupons		\$0.00	0.000%	0 Mo.	\$0.00	
Bonds and Coupons		\$0.00	0.000%	0 Mo.	\$0.00	
Bonds and Coupons		\$0.00	0.000%	0 Mo.	\$0.00	
Bonds and Coupons		\$0.00	0.000%	0 Mo.	\$0.00	
Bonds and Coupons		\$0.00	0.000%	0 Mo.	\$0.00	
Bonds and Coupons		\$0.00	0.000%	0 Mo.	\$0.00	
Bonds and Coupons		\$0.00	0.000%	0 Mo.	\$0.00	
Bonds and Coupons		\$0.00	0.000%	0 Mo.	\$0.00	
Requirement for Interest Earnings After Last Tax-Levy Year:						
Terminal Interest To Accrue						\$0.00
Years To Run						0
Accrue Each Year						\$0.00
Tax Years Run						0
Total Accrual To Date						\$0.00
Current Interest Earned Through 2017-2018						\$0.00
Total Interest To Levy For 2017-2018						\$0.00
INTEREST COUPON ACCOUNT:						
Interest Earned But Unpaid 6-30-2016						
Matured						\$0.00
Unmatured						\$0.00
Interest Earnings 2016-2017						\$136,620.00
Coupons Paid Through 2016-2017						\$136,620.00
Interest Earned But Unpaid 6-30-2017						
Matured						\$0.00
Unmatured						\$0.00

S.A.&I. Form 2661R06 Entity: Enid I-057 , Garfield County

15-Sep-17

See Attached Accountant's Compilation Report

SINKING FUND ACCOUNTS COVERING THE PERIOD JULY 1, 2016 TO JUNE 30, 2017
ESTIMATE OF NEEDS FOR 2017-2018

EXHIBIT "E"

Page 34-D

Schedule 1, Detail of Bond and Coupon Indebtedness as of June 30, 2017 - Not Affecting Homesteads (New)						
PURPOSE OF BOND ISSUE:						2016 Building Bonds
Date Of Issue						6/01/2016
Date Of Sale By Delivery						6/01/2016
HOW AND WHEN BONDS MATURE:						
Uniform Maturities:						
Date Maturity Begins						6/01/2018
Amount Of Each Uniform Maturity						\$7,990,000.00
Final Maturity Otherwise:						
Date of Final Maturity						6/01/2018
Amount of Final Maturity						\$7,990,000.00
AMOUNT OF ORIGINAL ISSUE						\$7,990,000.00
Cancelled, In Judgement Or Delayed For Final Levy Year						\$0.00
Basis of Accruals Contemplated on Net Collections or Better in Anticipation:						
Bond Issues Accruing By Tax Levy						\$7,990,000.00
Years To Run						1
Normal Annual Accrual						\$7,990,000.00
Tax Years Run						0
Accrual Liability To Date						\$0.00
Deductions From Total Accruals:						
Bonds Paid Prior To 6-30-2016						\$0.00
Bonds Paid During 2016-2017						\$0.00
Matured Bonds Unpaid						\$0.00
Balance Of Accrual Liability						\$0.00
TOTAL BONDS OUTSTANDING 6-30-2017:						
Matured						\$0.00
Unmatured						\$7,990,000.00
Coupon Computation:	Coupon Date	Unmatured Amount	% Int.	Months	Interest Amount	
Bonds and Coupons	6/01/2018	\$7,990,000.00	1.000%	11 Mo.	\$73,241.67	
Bonds and Coupons		\$0.00	0.000%	0 Mo.	\$0.00	
Bonds and Coupons		\$0.00	0.000%	0 Mo.	\$0.00	
Bonds and Coupons		\$0.00	0.000%	0 Mo.	\$0.00	
Bonds and Coupons		\$0.00	0.000%	0 Mo.	\$0.00	
Bonds and Coupons		\$0.00	0.000%	0 Mo.	\$0.00	
Bonds and Coupons		\$0.00	0.000%	0 Mo.	\$0.00	
Bonds and Coupons		\$0.00	0.000%	0 Mo.	\$0.00	
Bonds and Coupons		\$0.00	0.000%	0 Mo.	\$0.00	
Bonds and Coupons		\$0.00	0.000%	0 Mo.	\$0.00	
Requirement for Interest Earnings After Last Tax-Levy Year:						
Terminal Interest To Accrue						\$0.00
Years To Run						0
Accrue Each Year						\$0.00
Tax Years Run						0
Total Accrual To Date						\$0.00
Current Interest Earned Through 2017-2018						\$73,241.67
Total Interest To Levy For 2017-2018						\$73,241.67
INTEREST COUPON ACCOUNT:						
Interest Earned But Unpaid 6-30-2016						
Matured						\$0.00
Unmatured						\$0.00
Interest Earnings 2016-2017						\$86,558.33
Coupons Paid Through 2016-2017						\$79,900.00
Interest Earned But Unpaid 6-30-2017						
Matured						\$0.00
Unmatured						\$6,658.33

S.A.&I. Form 2661R06 Entity: Enid I-057 , Garfield County

15-Sep-17

See Attached Accountant's Compilation Report

SINKING FUND ACCOUNTS COVERING THE PERIOD JULY 1, 2016 TO JUNE 30, 2017
ESTIMATE OF NEEDS FOR 2017-2018

EXHIBIT "E"

Page 35

Schedule 1, Detail of Bond and Coupon Indebtedness as of June 30, 2017 - Not Affecting Homesteads (New)	
PURPOSE OF BOND ISSUE:	Total All Bonds
Date Of Issue	
Date Of Sale By Delivery	
HOW AND WHEN BONDS MATURE:	
Uniform Maturities:	
Date Maturity Begins	
Amount Of Each Uniform Maturity	\$22,375,000.00
Final Maturity Otherwise:	
Date of Final Maturity	
Amount of Final Maturity	\$22,375,000.00
AMOUNT OF ORIGINAL ISSUE	\$14,200,000.00
Cancelled, In Judgement Or Delayed For Final Levy Year	\$0.00
Basis of Accruals Contemplated on Net Collections or Better in Anticipation:	
Bond Issues Accruing By Tax Levy	\$14,200,000.00
Years To Run	
Normal Annual Accrual	\$7,990,000.00
Tax Years Run	
Accrual Liability To Date	\$6,210,000.00
Deductions From Total Accruals:	
Bonds Paid Prior To 6-30-2016	\$0.00
Bonds Paid During 2016-2017	\$6,210,000.00
Matured Bonds Unpaid	\$0.00
Balance Of Accrual Liability	\$0.00
TOTAL BONDS OUTSTANDING 6-30-2017:	
Matured	\$0.00
Unmatured	\$7,990,000.00
Requirement for Interest Earnings After Last Tax-Levy Year:	
Terminal Interest To Accrue	\$0.00
Years To Run	
Accrue Each Year	\$0.00
Tax Years Run	
Total Accrual To Date	\$0.00
Current Interest Earned Through 2017-2018	\$250,366.67
Total Interest To Levy For 2017-2018	\$250,366.67
INTEREST COUPON ACCOUNT:	
Interest Earned But Unpaid 6-30-2016	
Matured	\$0.00
Unmatured	\$0.00
Interest Earnings 2016-2017	\$223,178.33
Coupons Paid Through 2016-2017	\$216,520.00
Interest Earned But Unpaid 6-30-2017	
Matured	\$0.00
Unmatured	\$6,658.33

S.A.&I. Form 2661R06 Entity: Enid I-057 , Garfield County

15-Sep-17

SINKING FUND ACCOUNTS COVERING THE PERIOD JULY 1, 2016 TO JUNE 30, 2017
ESTIMATE OF NEEDS FOR 2017-2018

EXHIBIT "E"

Page 38

Schedule 4, Sinking Fund Cash Statement		
Revenue Receipts and Disbursements	SINKING FUND	
	Detail	Extension
Cash on Hand June 30, 2016		\$277,047.33
Investments Since Liquidated	\$0.00	
COLLECTED AND APPORTIONED:		
Contributions From Other Districts		
2015 and Prior Ad Valorem Tax	94,083.19	
2016 Ad Valorem Tax	6,362,729.20	
Miscellaneous Receipts	101,841.26	
TOTAL RECEIPTS		\$6,558,653.65
TOTAL RECEIPTS AND BALANCE		\$6,835,700.98
DISBURSEMENTS:		
Coupons Paid	\$216,520.00	
Interest Paid on Past-Due Coupons		
Bonds Paid	6,210,000.00	
Interest Paid on Past-Due Bonds		
Commission Paid to Fiscal Agency		
Judgments Paid	0.00	
Interest Paid on Such Judgments	0.00	
Investments Purchased	0.00	
Judgments Paid Under 62 O.S. 1981, Sect 435		
TOTAL DISBURSEMENTS		\$6,426,520.00
CASH BALANCE ON HAND JUNE 30, 2017		\$409,180.98

Schedule 5, Sinking Fund Balance Sheet		
	SINKING FUND	
	Detail	Extension
Cash Balance on Hand June 30, 2017		\$409,180.98
Legal Investments Properly Maturing	\$0.00	
Judgments Paid to Recover by Tax Levy	0.00	
TOTAL LIQUID ASSETS		\$409,180.98
DEDUCT MATURED INDEBTEDNESS:		
a. Past-Due Coupons	\$0.00	
b. Interest Accrued Thereon		
c. Past-Due Bonds	0.00	
d. Interest Thereon After Last Coupon		
e. Fiscal Agent Commission On Above		
f. Judgements and Interest Levied for But Unpaid	0.00	
TOTAL Items a. Through f. (To Extension Column)		\$0.00
BALANCE OF ASSETS SUBJECT TO ACCRUALS		\$409,180.98
DEDUCT ACCRUAL RESERVES IF ASSETS SUFFICIENT:		
g. Earned Unmatured Interest	\$6,658.33	
h. Accrual on Final Coupons	0.00	
i. Accrued on Unmatured Bonds	0.00	
TOTAL Items g. Through i. (To Extension Column)		\$6,658.33
EXCESS OF ASSETS OVER ACCRUAL RESERVES		\$402,522.65

S.A.&I. Form 2661R06 Entity: Enid I-057 , Garfield County

15-Sep-17

See Attached Accountant's Compilation Report

SINKING FUND ACCOUNTS COVERING THE PERIOD JULY 1, 2016 TO JUNE 30, 2017
ESTIMATE OF NEEDS FOR 2017-2018

EXHIBIT "E"

Page 39

Schedule 6, Estimate of Sinking Fund Needs		
	SINKING FUND	
	Computed By Governing Board	Provided By Excise Board
Interest Earnings on Bonds	\$250,366.67	\$250,366.67
Accrual on Unmatured Bonds	7,990,000.00	7,990,000.00
Annual Accrual on "Prepaid" Judgments	0.00	0.00
Annual Accrual on Unpaid Judgments	0.00	0.00
Interest on Unpaid Judgments	0.00	0.00
PARTICIPATING CONTRIBUTIONS (Annexations):		
For Credit to School Dist. No.		
For Credit to School Dist. No.		
For Credit to School Dist. No.		
For Credit to School Dist. No.		
Annual Accrual From Exhibit KK	0.00	0.00
TOTAL SINKING FUND PROVISION	\$8,240,366.67	\$8,240,366.67

Schedule 7, 2016 Ad Valorem Tax Account - Sinking Funds			
Gross Value \$	0.00		
Net Value \$	277,385,221.00	23.303 Mills	Amount
Total Proceeds of Levy as Certified			\$6,463,937.55
Additions:			
Deductions:			
Gross Balance Tax			\$6,463,937.55
Less Reserve For Delinquent Tax			307,806.55
Reserve for Protest Pending			
Balance Available Tax			\$6,156,131.00
Deduct 2016 Tax Apportioned			6,362,729.20
Net Balance 2016 Tax in Process of Collection or			0.00
Excess Collections			206,598.20

Schedule 8, Sinking Fund Contributions From Other Districts Due To Boundry Changes		
SCHOOL DISTRICT CONTRIBUTIONS	SINKING FUND	
	Actually Received	Provided For in Budget of Contributing School District
From School District No.		
From School District No.		
From School District No.		
From School District No.		
From School District No.		
From School District No.		
From School District No.		
From School District No.		
TOTALS	\$0.00	\$0.00

S.A.&I. Form 2661R06 Entity: Enid I-057 , Garfield County

15-Sep-17

See Attached Accountant's Compilation Report

SINKING FUND ACCOUNTS COVERING THE PERIOD JULY 1, 2016 TO JUNE 30, 2017
ESTIMATE OF NEEDS FOR 2017-2018

EXHIBIT "E"

Page 41

Schedule 10, Miscellaneous Revenue	
SOURCE	2016-17 ACCOUNT ACTUALLY COLLECTED
1000 DISTRICT SOURCES OF REVENUE:	
1200 Tuition & Fees	\$0.00
1310 Interest Earnings	12,006.30
1320 Dividends on Insurance Policies	0.00
1330 Premium on Bonds Sold	0.00
1340 Accrued Interest on Bond Sales	6,358.33
1350 Interest on Taxes	0.00
1360 Earnings From Oklahoma Commission on School Funds Management	0.00
1370 Proceeds From Sale of Original Bonds	0.00
1390 Other Earnings on Investments	0.00
1300 Earnings on Investments and Bond Sales	\$18,364.63
1410 Rental of School Facilities	0.00
1420 Rental of Property Other Than School Facilities	0.00
1430 Sales of Building and/or Real Estate	0.00
1440 Sales of Equipment, Services and Materials	0.00
1450 Bookstore Revenue	0.00
1460 Commissions	0.00
1470 Shop Revenue	0.00
1490 Other Rental, Disposals and Commissions	0.00
1400 Rental, Disposals and Commissions	\$0.00
1500 Reimbursements	0.00
1600 Other Local Sources of Revenue	0.00
1700 Child Nutrition Programs	0.00
1800 Athletics	0.00
TOTAL	\$18,364.63
2000 INTERMEDIATE SOURCES OF REVENUE:	
2100 County 4 Mill Ad Valorem Tax	\$0.00
2200 County Apportionment (Mortgage Tax)	0.00
2300 Resale of Property Fund Distribution	0.00
2900 Other Intermediate Sources of Revenue	0.00
TOTAL	\$0.00
3000 STATE SOURCES OF REVENUE:	
3100 Total Dedicated Revenue	\$0.00
3200 Total State Aid - General Operations - Non-Categorical	0.00
3300 State Aid - Competitive Grants - Categorical	0.00
3400 State - Categorical	0.00
3500 Special Programs	0.00
3600 Other State Sources of Revenue	9.88
3700 Child Nutrition Program	0.00
3800 State Vocational Programs - Multi-Source	0.00
TOTAL	\$9.88
4000 FEDERAL SOURCES OF REVENUE:	
4000 Federal Sources of Revenue	\$0.00
TOTAL	\$0.00
5000 NON-REVENUE RECEIPTS:	
5100 Return of Assets	\$83,466.75
GRAND TOTAL	\$101,841.26

S.A.&I. Form 2661R06 Entity: Enid I-057 , Garfield County

15-Sep-17

See Attached Accountant's Compilation Report

CAPITAL PROJECTS FUND ACCOUNTS COVERING THE PERIOD JULY 1, 2016 TO JUNE 30, 2017
ESTIMATE OF NEEDS FOR 2017-2018

EXHIBIT "G"

Page 44

Capital Project Fund Accounts:	2016 Transp Bond Fund	03 Gen Prp Bond Fund	16 Comb Purpose Bd Fund
Schedule 1, Current Balance Sheet - June 30, 2017	2016-17	2016-17	2016-17
CURRENT YEAR	Amount	Amount	Amount
ASSETS:			
Cash Balance June 30, 2017	\$865,126.97	\$210,054.84	\$440,598.84
Investments	0.00	0.00	0.00
TOTAL ASSETS	\$865,126.97	\$210,054.84	\$440,598.84
LIABILITIES AND RESERVES:			
Warrants Outstanding	0.00	0.00	9,181.15
Reserve for Interest on Warrants	0.00	0.00	0.00
Reserves From Schedule 8	0.00	126,404.00	385,149.74
TOTAL LIABILITIES AND RESERVES	\$0.00	\$126,404.00	\$394,330.89
CASH FUND BALANCE JUNE 30, 2017	\$865,126.97	\$83,650.84	\$46,267.95
TOTAL LIABILITIES, RESERVES AND CASH FUND BALANCE	\$865,126.97	\$210,054.84	\$440,598.84

Schedule 5, Expenditures Capital Project Fund Accounts of Current Year	2016-17	2016-17	2016-17
CURRENT YEAR	Amount	Amount	Amount
Cash Balance Reported to Excise Board 6-30-2016	\$0.00	\$0.00	\$0.00
Cash Fund Balance Transferred Out			
Cash Fund Balance Transferred In	855,097.78	220,622.31	735,088.00
Adjusted Cash Balance	\$855,097.78	\$220,622.31	\$735,088.00
Miscellaneous Revenue (Schedule 4)	864,628.19	272.60	9,402.95
Cash Fund Balance Forward From Preceding Year	0.00	0.00	0.00
Prior Expenditures Recovered			
TOTAL RECEIPTS	\$864,628.19	\$272.60	\$9,402.95
TOTAL RECEIPTS AND BALANCE	\$1,719,725.97	\$220,894.91	\$744,490.95
Warrants Paid of Year in Caption	854,599.00	10,840.07	303,892.11
Interest Paid Thereon	0.00	0.00	0.00
TOTAL DISBURSEMENTS	\$854,599.00	\$10,840.07	\$303,892.11
CASH BALANCE JUNE 30, 2017	\$865,126.97	\$210,054.84	\$440,598.84
Reserve for Warrants Outstanding	0.00	0.00	9,181.15
Reserve for Interest on Warrants	0.00	0.00	0.00
Reserves From Schedule 8	0.00	126,404.00	385,149.74
TOTAL LIABILITIES AND RESERVE	\$0.00	\$126,404.00	\$394,330.89
DEFICIT: (Red Figure)	\$0.00	\$0.00	\$0.00
CASH FUND BALANCE FORWARD TO SUCCEEDING YEAR	\$865,126.97	\$83,650.84	\$46,267.95

Schedule 6, Capital Project Fund Warrant Account of Current Year	2016-17	2016-17	2016-17
CURRENT AND ALL PRIOR YEARS	Amount	Amount	Amount
Warrants Outstanding 6-30 of Year in Caption	\$0.00	\$220,622.31	\$0.00
Warrants Registered During Year	854,599.00	10,840.07	313,073.26
TOTAL	\$854,599.00	\$231,462.38	\$313,073.26
Warrants Paid During Year	854,599.00	10,840.07	303,892.11
Warrants Converted to Bonds or Judgments	0.00	0.00	0.00
Warrants Cancelled	0.00	0.00	0.00
Warrants estopped by Statute	0.00	220,622.31	0.00
TOTAL WARRANTS RETIRED	\$854,599.00	\$231,462.38	\$303,892.11
BALANCE WARRANTS OUTSTANDING JUNE 30, 2017	\$0.00	\$0.00	\$9,181.15

S.A.&I. Form 2661R06 Entity: Enid I-057, Garfield County

14-Sep-17

See Attached Accountant's Compilation Report

CAPITAL PROJECTS FUND ACCOUNTS COVERING THE PERIOD JULY 1, 2016 TO JUNE 30, 2017
ESTIMATE OF NEEDS FOR 2017-2018

EXHIBIT "G"

Page 45

Rev/Lease Bond Fund 2016-17 Amount	11 Gen Purp Bond Fund 2016-17 Amount	Fund 2016-17 Amount	Fund 2016-17 Amount	Fund 2016-17 Amount	Fund 2016-17 Amount	TOTAL
\$730,234.28	\$6,593,546.61	\$0.00	\$0.00	\$0.00	\$0.00	\$8,839,561.54
0.00	0.00	0.00	0.00	0.00	0.00	0.00
\$730,234.28	\$6,593,546.61	\$0.00	\$0.00	\$0.00	\$0.00	\$8,839,561.54
0.00	0.00	0.00	0.00	0.00	0.00	9,181.15
0.00	0.00	0.00	0.00	0.00	0.00	0.00
0.00	0.00	0.00	0.00	0.00	0.00	511,553.74
\$0.00	\$0.00	\$0.00	\$0.00	\$0.00	\$0.00	\$520,734.89
\$730,234.28	\$6,593,546.61	\$0.00	\$0.00	\$0.00	\$0.00	\$8,318,826.65
\$730,234.28	\$6,593,546.61	\$0.00	\$0.00	\$0.00	\$0.00	\$8,839,561.54

2016-17 Amount	2016-17 Amount	2016-17 Amount	2016-17 Amount	2016-17 Amount	2016-17 Amount	TOTAL
\$0.00	\$0.00	\$0.00	\$0.00	\$0.00	\$0.00	\$0.00
						0.00
0.00	6,405,814.88	0.00	0.00	0.00	0.00	8,216,622.97
\$0.00	\$6,405,814.88	\$0.00	\$0.00	\$0.00	\$0.00	\$8,216,622.97
730,234.28	6,592,481.73	0.00	0.00	0.00	0.00	8,197,019.75
0.00	0.00	0.00	0.00	0.00	0.00	0.00
						0.00
\$730,234.28	\$6,592,481.73	\$0.00	\$0.00	\$0.00	\$0.00	\$8,197,019.75
\$730,234.28	\$12,998,296.61	\$0.00	\$0.00	\$0.00	\$0.00	\$16,413,642.72
0.00	6,404,750.00	0.00	0.00	0.00	0.00	7,574,081.18
0.00	0.00	0.00	0.00	0.00	0.00	0.00
\$0.00	\$6,404,750.00	\$0.00	\$0.00	\$0.00	\$0.00	\$7,574,081.18
\$730,234.28	\$6,593,546.61	\$0.00	\$0.00	\$0.00	\$0.00	\$8,839,561.54
0.00	0.00	0.00	0.00	0.00	0.00	9,181.15
0.00	0.00	0.00	0.00	0.00	0.00	0.00
0.00	0.00	0.00	0.00	0.00	0.00	511,553.74
\$0.00	\$0.00	\$0.00	\$0.00	\$0.00	\$0.00	\$520,734.89
\$0.00	\$0.00	\$0.00	\$0.00	\$0.00	\$0.00	\$0.00
\$730,234.28	\$6,593,546.61	\$0.00	\$0.00	\$0.00	\$0.00	\$8,318,826.65

2016-17 Amount	2016-17 Amount	2016-17 Amount	2016-17 Amount	2016-17 Amount	2016-17 Amount	Total
\$0.00	\$0.00	\$0.00	\$0.00	\$0.00	\$0.00	\$220,622.31
0.00	6,404,750.00	0.00	0.00	0.00	0.00	7,583,262.33
\$0.00	\$6,404,750.00	\$0.00	\$0.00	\$0.00	\$0.00	\$7,803,884.64
0.00	6,404,750.00	0.00	0.00	0.00	0.00	7,574,081.18
0.00	0.00	0.00	0.00	0.00	0.00	0.00
0.00	0.00	0.00	0.00	0.00	0.00	0.00
0.00	0.00	0.00	0.00	0.00	0.00	220,622.31
\$0.00	\$6,404,750.00	\$0.00	\$0.00	\$0.00	\$0.00	\$7,794,703.49
\$0.00	\$0.00	\$0.00	\$0.00	\$0.00	\$0.00	\$9,181.15

S.A.&I. Form 2661R06 Entity: Enid I-057 , Garfield County

14-Sep-17

See Attached Accountant's Compilation Report

NON-EXPENDABLE TRUST FUND ACCOUNTS COVERING THE PERIOD JULY 1, 2016 TO JUNE 30, 2017
ESTIMATE OF NEEDS FOR 2017-2018

EXHIBIT "K"

Page 52

Nonexpendable Trust Fund Accounts:	Gift & Endowment Fund 2016-17 Amount	Fund 2016-17 Amount	Fund 2016-17 Amount
Schedule 1, Current Balance Sheet - June 30, 2017			
CURRENT YEAR			
ASSETS:			
Cash Balance June 30, 2017	\$459,540.42	\$0.00	\$0.00
Investments	0.00	0.00	0.00
TOTAL ASSETS	\$459,540.42	\$0.00	\$0.00
LIABILITIES AND RESERVES:			
Warrants Outstanding	0.00	0.00	0.00
Reserve for Interest on Warrants	0.00	0.00	0.00
Reserves From Schedule 8	1,880.00	0.00	0.00
TOTAL LIABILITIES AND RESERVES	\$1,880.00	\$0.00	\$0.00
CASH FUND BALANCE JUNE 30, 2017	\$457,660.42	\$0.00	\$0.00
TOTAL LIABILITIES, RESERVES AND CASH FUND BALANCE	\$459,540.42	\$0.00	\$0.00

Schedule 5, Expenditures Nonexpendable Trust Fund Accounts of Current Year	2016-17 Amount	2016-17 Amount	2016-17 Amount
CURRENT YEAR			
Cash Balance Reported to Excise Board 6-30-2016	\$458,942.79	\$0.00	\$0.00
Cash Fund Balance Transferred Out			
Cash Fund Balance Transferred In			
Adjusted Cash Balance	\$458,942.79	\$0.00	\$0.00
Miscellaneous Revenue (Schedule 4)	3,602.63	0.00	0.00
Cash Fund Balance Forward From Preceding Year	0.00	0.00	0.00
Prior Expenditures Recovered			
TOTAL RECEIPTS	\$3,602.63	\$0.00	\$0.00
TOTAL RECEIPTS AND BALANCE	\$462,545.42	\$0.00	\$0.00
Warrants Paid of Year in Caption	3,005.00	0.00	0.00
Interest Paid Thereon	0.00	0.00	0.00
TOTAL DISBURSEMENTS	\$3,005.00	\$0.00	\$0.00
CASH BALANCE JUNE 30, 2017	\$459,540.42	\$0.00	\$0.00
Reserve for Warrants Outstanding	0.00	0.00	0.00
Reserve for Interest on Warrants	0.00	0.00	0.00
Reserves From Schedule 8	1,880.00	0.00	0.00
TOTAL LIABILITIES AND RESERVE	\$1,880.00	\$0.00	\$0.00
DEFICIT: (Red Figure)	\$0.00	\$0.00	\$0.00
CASH FUND BALANCE FORWARD TO SUCCEEDING YEAR	\$457,660.42	\$0.00	\$0.00

Schedule 6, Enterprise Fund Warrant Account of Current Year	2016-17 Amount	2016-17 Amount	2016-17 Amount
CURRENT AND ALL PRIOR YEARS			
Warrants Outstanding 6-30 of Year in Caption	\$0.00	\$0.00	\$0.00
Warrants Registered During Year	3,005.00	0.00	0.00
TOTAL	\$3,005.00	\$0.00	\$0.00
Warrants Paid During Year	3,005.00	0.00	0.00
Warrants Converted to Bonds or Judgments	0.00	0.00	0.00
Warrants Cancelled	0.00	0.00	0.00
Warrants estopped by Statute	0.00	0.00	0.00
TOTAL WARRANTS RETIRED	\$3,005.00	\$0.00	\$0.00
BALANCE WARRANTS OUTSTANDING JUNE 30, 2017	\$0.00	\$0.00	\$0.00

S.A.&I. Form 2661R06 Entity: Enid I-057 , Garfield County

14-Sep-17

See Attached Accountant's Compilation Report

NON-EXPENDABLE TRUST FUND ACCOUNTS COVERING THE PERIOD JULY 1, 2016 TO JUNE 30, 2017
ESTIMATE OF NEEDS FOR 2017-2018

EXHIBIT "K"

Page 53

Fund 2016-17 Amount	Fund 2016-17 Amount	Fund 2016-17 Amount	Fund 2016-17 Amount	Fund 2016-17 Amount	Fund 2016-17 Amount	TOTAL
\$0.00	\$0.00	\$0.00	\$0.00	\$0.00	\$0.00	\$459,540.42
0.00	0.00	0.00	0.00	0.00	0.00	0.00
\$0.00	\$0.00	\$0.00	\$0.00	\$0.00	\$0.00	\$459,540.42
0.00	0.00	0.00	0.00	0.00	0.00	0.00
0.00	0.00	0.00	0.00	0.00	0.00	0.00
0.00	0.00	0.00	0.00	0.00	0.00	1,880.00
\$0.00	\$0.00	\$0.00	\$0.00	\$0.00	\$0.00	\$1,880.00
\$0.00	\$0.00	\$0.00	\$0.00	\$0.00	\$0.00	\$457,660.42
\$0.00	\$0.00	\$0.00	\$0.00	\$0.00	\$0.00	\$459,540.42

2016-17 Amount	2016-17 Amount	2016-17 Amount	2016-17 Amount	2016-17 Amount	2016-17 Amount	TOTAL
\$0.00	\$0.00	\$0.00	\$0.00	\$0.00	\$0.00	\$458,942.79
						0.00
						0.00
\$0.00	\$0.00	\$0.00	\$0.00	\$0.00	\$0.00	\$458,942.79
0.00	0.00	0.00	0.00	0.00	0.00	3,602.63
0.00	0.00	0.00	0.00	0.00	0.00	0.00
						0.00
\$0.00	\$0.00	\$0.00	\$0.00	\$0.00	\$0.00	\$3,602.63
\$0.00	\$0.00	\$0.00	\$0.00	\$0.00	\$0.00	\$462,545.42
0.00	0.00	0.00	0.00	0.00	0.00	3,005.00
0.00	0.00	0.00	0.00	0.00	0.00	0.00
\$0.00	\$0.00	\$0.00	\$0.00	\$0.00	\$0.00	\$3,005.00
\$0.00	\$0.00	\$0.00	\$0.00	\$0.00	\$0.00	\$459,540.42
0.00	0.00	0.00	0.00	0.00	0.00	0.00
0.00	0.00	0.00	0.00	0.00	0.00	0.00
0.00	0.00	0.00	0.00	0.00	0.00	1,880.00
\$0.00	\$0.00	\$0.00	\$0.00	\$0.00	\$0.00	\$1,880.00
\$0.00	\$0.00	\$0.00	\$0.00	\$0.00	\$0.00	\$0.00
\$0.00	\$0.00	\$0.00	\$0.00	\$0.00	\$0.00	\$457,660.42

2016-17 Amount	2016-17 Amount	2016-17 Amount	2016-17 Amount	2016-17 Amount	2016-17 Amount	Total
\$0.00	\$0.00	\$0.00	\$0.00	\$0.00	\$0.00	\$0.00
0.00	0.00	0.00	0.00	0.00	0.00	3,005.00
\$0.00	\$0.00	\$0.00	\$0.00	\$0.00	\$0.00	\$3,005.00
0.00	0.00	0.00	0.00	0.00	0.00	3,005.00
0.00	0.00	0.00	0.00	0.00	0.00	0.00
0.00	0.00	0.00	0.00	0.00	0.00	0.00
0.00	0.00	0.00	0.00	0.00	0.00	0.00
\$0.00	\$0.00	\$0.00	\$0.00	\$0.00	\$0.00	\$3,005.00
\$0.00	\$0.00	\$0.00	\$0.00	\$0.00	\$0.00	\$0.00

MAPS FUND ACCOUNTS COVERING THE PERIOD JULY 1, 2016 TO JUNE 30, 2017
ESTIMATE OF NEEDS FOR 2017-2018

EXHIBIT "M"

Page 56

Schedule 1, Current Balance Sheet - June 30, 2017	
	Amount
ASSETS:	
Cash Balance June 30, 2017	\$3,053,746.22
Investments	0.00
TOTAL ASSETS	\$3,053,746.22
LIABILITIES AND RESERVES:	
Warrants Outstanding	0.00
Reserve for Interest on Warrants	0.00
Reserves From Schedule 8	23,054.05
TOTAL LIABILITIES AND RESERVES	\$23,054.05
CASH FUND BALANCE JUNE 30, 2017	\$3,030,692.17
TOTAL LIABILITIES, RESERVES AND CASH FUND BALANCE	\$3,053,746.22

Schedule 5, Expenditures MAPS Fund Cash Accounts of Current and all Prior Years	
CURRENT AND ALL PRIOR YEARS	2016-17
Cash Balance Reported to Excise Board 6-30-2016	\$0.00
Cash Fund Balance Transferred Out	
Cash Fund Balance Transferred In	2,114,384.38
Adjusted Cash Balance	\$2,114,384.38
Miscellaneous Revenue (Schedule 4)	954,475.38
Cash Fund Balance Forward From Preceding Year	4,281.40
Prior Expenditures Recovered	
TOTAL RECEIPTS	\$958,756.78
TOTAL RECEIPTS AND BALANCE	\$3,073,141.16
Warrants Paid of Year in Caption	19,394.94
Interest Paid Thereon	0.00
Bank Fees and Cash Charges	0.00
TOTAL DISBURSEMENTS	\$19,394.94
CASH BALANCE JUNE 30, 2017	\$3,053,746.22
Reserve for Warrants Outstanding	0.00
Reserve for Interest on Warrants	0.00
Reserves From Schedule 8	23,054.05
TOTAL LIABILITIES AND RESERVE	\$23,054.05
DEFICIT: (Red Figure)	\$0.00
CASH FUND BALANCE FORWARD TO SUCCEEDING YEAR	\$3,030,692.17

Schedule 6, MAPS Fund Warrant Account of Current and All Prior Years	
CURRENT AND ALL PRIOR YEARS	2016-17
Warrants Outstanding 6-30 of Year in Caption	
Warrants Registered During Year	19,394.94
TOTAL	\$19,394.94
Warrants Paid During Year	19,394.94
Warrants Converted to Bonds or Judgments	
Warrants Cancelled	
Warrants estopped by Statute	
TOTAL WARRANTS RETIRED	\$19,394.94
BALANCE WARRANTS OUTSTANDING JUNE 30, 2017	\$0.00

S.A.&I. Form 2661R06 Entity: Enid I-057 , Garfield County

14-Sep-17

MAPS FUND ACCOUNTS COVERING THE PERIOD JULY 1, 2016 TO JUNE 30, 2017
ESTIMATE OF NEEDS FOR 2017-2018

EXHIBIT "M"

Page 57

Schedule 2, Revenue and Requirements - 2016-2017		
	Detail	Total
REVENUE:		
Cash Balance June 30, 2016	\$2,114,384.38	
Cash Fund Balance Transferred From Prior Years	4,281.40	
Miscellaneous Revenue Apportioned	954,475.38	
TOTAL REVENUE		\$3,073,141.16
REQUIREMENTS:		
Claims Paid by Warrants Issued & Transfer Fees Apportioned	\$19,394.94	
Reserves From Schedule 8	23,054.05	
Interest Paid on Warrants	0.00	
Bank Fees and Cash Charges	0.00	
Reserve for Interest on Warrants	0.00	
TOTAL REQUIREMENTS		\$42,448.99
ADD: Cash Fund Balance as Per Balance Sheet 6-30-2017		3,030,692.17
TOTAL REQUIREMENTS AND CASH FUND BALANCE		\$3,073,141.16

Schedule 5, (Continued)						
2015-16	2014-15	2013-14	2012-13	2011-12	2010-11	TOTAL
\$2,169,792.01	\$0.00	\$0.00	\$0.00	\$0.00	\$0.00	\$2,169,792.01
2,114,384.38						2,114,384.38
						2,114,384.38
\$55,407.63	\$0.00	\$0.00	\$0.00	\$0.00	\$0.00	\$2,169,792.01
						954,475.38
0.00						4,281.40
						0.00
\$0.00	\$0.00	\$0.00	\$0.00	\$0.00	\$0.00	\$958,756.78
\$55,407.63	\$0.00	\$0.00	\$0.00	\$0.00	\$0.00	\$3,128,548.79
51,126.23	0.00	0.00	0.00	0.00	0.00	70,521.17
51,126.23	0.00	0.00	0.00	0.00	0.00	51,126.23
0.00	0.00	0.00	0.00	0.00	0.00	0.00
\$51,126.23	\$0.00	\$0.00	\$0.00	\$0.00	\$0.00	\$70,521.17
\$4,281.40	\$0.00	\$0.00	\$0.00	\$0.00	\$0.00	\$3,058,027.62
0.00	0.00	0.00	0.00	0.00	0.00	0.00
0.00	0.00	0.00	0.00	0.00	0.00	0.00
0.00	0.00	0.00	0.00	0.00	0.00	23,054.05
\$0.00	\$0.00	\$0.00	\$0.00	\$0.00	\$0.00	\$23,054.05
\$0.00	\$0.00	\$0.00	\$0.00	\$0.00	\$0.00	\$0.00
\$4,281.40	\$0.00	\$0.00	\$0.00	\$0.00	\$0.00	\$3,034,973.57

Schedule 6, (Continued)						
2015-16	2014-15	2013-14	2012-13	2011-12	2010-11	TOTAL
\$4,281.40	\$0.00	\$0.00	\$0.00	\$0.00	\$0.00	\$4,281.40
51,126.23						70,521.17
\$55,407.63	\$0.00	\$0.00	\$0.00	\$0.00	\$0.00	\$74,802.57
51,126.23	0.00					70,521.17
						0.00
						0.00
4,281.40	0.00	0.00	0.00	0.00	0.00	4,281.40
\$55,407.63	\$0.00	\$0.00	\$0.00	\$0.00	\$0.00	\$74,802.57
\$0.00	\$0.00	\$0.00	\$0.00	\$0.00	\$0.00	\$0.00

S.A.&I. Form 2661R06 Entity: Enid I-057 , Garfield County

14-Sep-17

See Attached Accountant's Compilation Report

MAPS FUND ACCOUNTS COVERING THE PERIOD JULY 1, 2016 TO JUNE 30, 2017
ESTIMATE OF NEEDS FOR 2017-2018

EXHIBIT "M"

Page 58

Schedule 4, Miscellaneous Revenue		
SOURCE	2016-17 ACCOUNT	
	AMOUNT	ACTUALLY
	ESTIMATED	COLLECTED
1000 DISTRICT SOURCES OF REVENUE:		
1200 Tuition & Fees	\$0.00	\$0.00
1300 Earnings on Investments and Bond Sales	0.00	5,142.31
1400 Rental, Disposals and Commissions	0.00	0.00
1500 Reimbursements	0.00	0.00
1600 Other Local Sources of Revenue	0.00	949,333.07
1700 Child Nutrition Programs	0.00	0.00
1800 Athletics	0.00	0.00
TOTAL	\$0.00	\$954,475.38
2000 INTERMEDIATE SOURCES OF REVENUE:		
2100 County 4 Mill Ad Valorem Tax	\$0.00	\$0.00
2200 County Apportionment (Mortgage Tax)	0.00	0.00
2300 Resale of Property Fund Distribution	0.00	0.00
2900 Other Intermediate Sources of Revenue	0.00	0.00
TOTAL	\$0.00	\$0.00
3000 STATE SOURCES OF REVENUE:		
3110 Gross Production Tax	\$0.00	\$0.00
3120 Motor Vehicle Collections	0.00	0.00
3130 Rural Electric Cooperative Tax	0.00	0.00
3140 State School Land Earnings	0.00	0.00
3150 Vehicle Tax Stamps	0.00	0.00
3160 Farm Implement Tax Stamps	0.00	0.00
3170 Trailers and Mobile Homes	0.00	0.00
3190 Other Dedicated Revenue	0.00	0.00
3100 Total Dedicated Revenue	\$0.00	\$0.00
3210 Foundation and Salary Incentive Aid	0.00	0.00
3220 Mid-Term Adjustment For Attendance	0.00	0.00
3230 Teacher Consultant Stipend	0.00	0.00
3250 Flexible Benefit Allowance	0.00	0.00
3200 Total State Aid - General Operations - Non-Categorical	\$0.00	\$0.00
3300 State Aid - Competitive Grants - Categorical	0.00	0.00
3400 State - Categorical	0.00	0.00
3500 Special Programs	0.00	0.00
3600 Other State Sources of Revenue	0.00	0.00
3700 Child Nutrition Program	0.00	0.00
3800 State Vocational Programs - Multi-Source	0.00	0.00
TOTAL	\$0.00	\$0.00
4000 FEDERAL SOURCES OF REVENUE:		
4100 Grants-In-Aid Direct From The Federal Government	\$0.00	\$0.00
4200 Disadvantage Students	0.00	0.00
4300 Individuals With Disabilities	0.00	0.00
4400 No Child Left Behind	0.00	0.00
4500 Grants-In-Aid Passed Through Other State/Intermediate Sources	0.00	0.00
4600 Other Federal Sources Passed Through State Dept Of Education	0.00	0.00
4700 Child Nutrition Programs	0.00	0.00
4800 Federal Vocational Education	0.00	0.00
TOTAL	\$0.00	\$0.00
5000 NON-REVENUE RECEIPTS:		
5100 Return of Assets	\$0.00	\$0.00
GRAND TOTAL	\$0.00	\$954,475.38

S.A.&I. Form 2661R06 Entity: Enid I-057 , Garfield County

14-Sep-17

See Attached Accountant's Compilation Report

MAPS FUND ACCOUNTS COVERING THE PERIOD JULY 1, 2016 TO JUNE 30, 2017
ESTIMATE OF NEEDS FOR 2017-2018

Page 59

2016-17 ACCOUNT OVER (UNDER)	BASIS AND LIMIT OF ENSUING ESTIMATE	2017-18 ACCOUNT		
		CHARGEABLE INCOME	ESTIMATED BY GOVERNING BOARD	APPROVED BY EXCISE BOARD
\$0.00	0.00%		\$0.00	\$0.00
5,142.31	0.00%		0.00	0.00
0.00	0.00%		0.00	0.00
0.00	0.00%		0.00	0.00
949,333.07	0.00%		0.00	0.00
0.00	0.00%		0.00	0.00
0.00	0.00%		0.00	0.00
\$954,475.38			\$0.00	\$0.00
\$0.00	0.00%		\$0.00	\$0.00
0.00	0.00%		0.00	0.00
0.00	0.00%		0.00	0.00
0.00	0.00%		0.00	0.00
\$0.00			\$0.00	\$0.00
\$0.00	0.00%		\$0.00	\$0.00
0.00	0.00%		0.00	0.00
0.00	0.00%		0.00	0.00
0.00	0.00%		0.00	0.00
0.00	0.00%		0.00	0.00
0.00	0.00%		0.00	0.00
0.00	0.00%		0.00	0.00
0.00	0.00%		0.00	0.00
\$0.00			\$0.00	\$0.00
0.00	0.00%		0.00	0.00
0.00	0.00%		0.00	0.00
0.00	0.00%		0.00	0.00
0.00	0.00%		0.00	0.00
\$0.00			\$0.00	\$0.00
0.00	0.00%		0.00	0.00
0.00	0.00%		0.00	0.00
0.00	0.00%		0.00	0.00
0.00	0.00%		0.00	0.00
0.00	0.00%		0.00	0.00
0.00	0.00%		0.00	0.00
\$0.00			\$0.00	\$0.00
\$0.00	0.00%		\$0.00	\$0.00
0.00	0.00%		0.00	0.00
0.00	0.00%		0.00	0.00
0.00	0.00%		0.00	0.00
0.00	0.00%		0.00	0.00
0.00	0.00%		0.00	0.00
0.00	0.00%		0.00	0.00
0.00	0.00%		0.00	0.00
0.00	0.00%		0.00	0.00
\$0.00			\$0.00	\$0.00
\$0.00	0.00%		\$0.00	\$0.00
\$954,475.38			\$0.00	\$0.00

MAPS FUND ACCOUNTS COVERING THE PERIOD JULY 1, 2016 TO JUNE 30, 2017
ESTIMATE OF NEEDS FOR 2017-2018

EXHIBIT "M"

Page 60

Schedule 8, Report of Prior Year Expenditures				
APPROPRIATED ACCOUNTS	FISCAL YEAR ENDING JUNE 30, 2016			APPROPRIATIONS ORIGINAL
	RESERVES 6-30-2016	WARRANTS SINCE ISSUED	BALANCE LAPSED APPROPR	
1000 INSTRUCTION	\$0.00	\$0.00	\$0.00	\$0.00
2000 SUPPORT SERVICES:				
2100 Support Services - Students	\$0.00	\$0.00	\$0.00	\$0.00
2200 Support Services - Instructional Staff	0.00	0.00	\$0.00	0.00
2300 Support Services - General Administration	0.00	0.00	\$0.00	0.00
2400 Support Services - School Administration	0.00	0.00	\$0.00	0.00
2500 Support Services - Business	0.00	0.00	\$0.00	0.00
2600 Operations And Maintenance of Plant Services	0.00	0.00	\$0.00	0.00
2700 Student Transportation Services	0.00	0.00	\$0.00	0.00
2800 Support Services - Central	0.00	0.00	\$0.00	0.00
2900 Other Support Services	0.00	0.00	\$0.00	0.00
TOTAL	\$0.00	\$0.00	\$0.00	\$0.00
3000 OPERATION OF NON-INSTRUCTION SERVICES:				
3100 Child Nutrition Programs Operations	\$0.00	\$0.00	\$0.00	\$0.00
3200 Other Enterprise Service Operations	0.00	0.00	\$0.00	0.00
3300 Community Services Operations	0.00	0.00	\$0.00	0.00
TOTAL	\$0.00	\$0.00	\$0.00	\$0.00
4000 FACILITIES ACQUISITION & CONSTRUCTION SERV:				
4100 Supv. of Facilities Acquisition and Construction	\$0.00	\$0.00	\$0.00	\$0.00
4200 Site Acquisition Services	0.00	0.00	\$0.00	0.00
4300 Site Improvement Services	0.00	0.00	\$0.00	0.00
4400 Architecture and Engineering Services	10,000.60	0.00	\$10,000.60	0.00
4500 Educational Specifications Development Services	0.00	0.00	\$0.00	0.00
4600 Building Acquisition and Construction Services	0.00	0.00	\$0.00	0.00
4700 Building Improvement Services	55,243.50	51,126.23	\$4,117.27	2,100,266.51
4900 Other Facilities Acquisition and Const. Services	0.00	0.00	\$0.00	0.00
TOTAL	\$65,244.10	\$51,126.23	\$14,117.87	\$2,100,266.51
5000 OTHER OUTLAYS:				
5100 Debt Service	\$0.00	\$0.00	\$0.00	\$0.00
5200 Reimbursement(Child Nutrition Fund)	0.00	0.00	\$0.00	0.00
5300 Clearing Account	0.00	0.00	\$0.00	0.00
5400 Indirect Cost Entitlement	0.00	0.00	\$0.00	0.00
5500 Private Nonprofit Schools	0.00	0.00	\$0.00	0.00
5600 Correcting Entry	0.00	0.00	\$0.00	0.00
TOTAL	\$0.00	\$0.00	\$0.00	\$0.00
7000 OTHER USES	\$0.00	\$0.00	\$0.00	\$0.00
8000 REPAYMENTS	\$0.00	\$0.00	\$0.00	\$0.00
TOTAL MAPS FUND	\$65,244.10	\$51,126.23	\$14,117.87	\$2,100,266.51
Bank Fees and Cash Charges	\$0.00	\$0.00	\$0.00	\$0.00
Provision For Interest on Warrants	\$0.00	\$0.00	\$0.00	\$0.00
GRAND TOTAL	\$65,244.10	\$51,126.23	\$14,117.87	\$2,100,266.51

ESTIMATE OF NEEDS FOR THE FISCAL YEAR 2017-2018
PURPOSE:
Current Expense
Interest
Pro rata share of County Assessor's Budget by County Excise Board
GRAND TOTAL - Home School

S.A.&I. Form 2661R06 Entity: Enid I-057 , Garfield County

14-Sep-17

See Attached Accountant's Compilation Report

MAPS FUND ACCOUNTS COVERING THE PERIOD JULY 1, 2016 TO JUNE 30, 2017
ESTIMATE OF NEEDS FOR 2017-2018

EXHIBIT "M"

Page 61

FISCAL YEAR ENDING JUNE 30, 2017						FISCAL YEAR 2016-2017 EXPENDITURES FOR CURRENT EXPENSE PURPOSES
APPROPRIATIONS		NET AMOUNT	WARRANTS ISSUED	RESERVES	LAPSED BALANCE KNOWN TO BE UNENCUMBERED	
SUPPLEMENTAL ADJUSTMENTS						
ADDED	CANCELLED					
\$0.00	\$0.00	\$0.00	\$0.00	\$0.00	\$0.00	\$0.00
\$0.00	\$0.00	\$0.00	\$0.00	\$0.00	\$0.00	\$0.00
0.00	0.00	0.00	0.00	0.00	0.00	0.00
0.00	0.00	0.00	0.00	0.00	0.00	0.00
0.00	0.00	0.00	0.00	0.00	0.00	0.00
0.00	0.00	0.00	6,786.00	0.00	(6,786.00)	6,786.00
0.00	0.00	0.00	0.00	0.00	0.00	0.00
0.00	0.00	0.00	0.00	0.00	0.00	0.00
0.00	0.00	0.00	0.00	0.00	0.00	0.00
0.00	0.00	0.00	0.00	0.00	0.00	0.00
0.00	0.00	0.00	0.00	0.00	0.00	0.00
\$0.00	\$0.00	\$0.00	\$6,786.00	\$0.00	(\$6,786.00)	\$6,786.00
\$0.00	\$0.00	\$0.00	\$0.00	\$0.00	\$0.00	\$0.00
0.00	0.00	0.00	0.00	0.00	0.00	0.00
0.00	0.00	0.00	0.00	0.00	0.00	0.00
\$0.00	\$0.00	\$0.00	\$0.00	\$0.00	\$0.00	\$0.00
\$0.00	\$0.00	\$0.00	\$0.00	\$0.00	\$0.00	\$0.00
0.00	0.00	0.00	0.00	0.00	0.00	0.00
0.00	0.00	0.00	10,376.39	15,500.00	(25,876.39)	25,876.39
0.00	0.00	0.00	0.00	0.00	0.00	0.00
0.00	0.00	0.00	0.00	0.00	0.00	0.00
0.00	0.00	0.00	0.00	0.00	0.00	0.00
0.00	0.00	2,100,266.51	2,232.55	7,554.05	2,090,479.91	9,786.60
0.00	0.00	0.00	0.00	0.00	0.00	0.00
\$0.00	\$0.00	\$2,100,266.51	\$12,608.94	\$23,054.05	\$2,064,603.52	\$35,662.99
\$0.00	\$0.00	\$0.00	\$0.00	\$0.00	\$0.00	\$0.00
0.00	0.00	0.00	0.00	0.00	0.00	0.00
0.00	0.00	0.00	0.00	0.00	0.00	0.00
0.00	0.00	0.00	0.00	0.00	0.00	0.00
0.00	0.00	0.00	0.00	0.00	0.00	0.00
0.00	0.00	0.00	0.00	0.00	0.00	0.00
\$0.00	\$0.00	\$0.00	\$0.00	\$0.00	\$0.00	\$0.00
\$0.00	\$0.00	\$0.00	\$0.00	\$0.00	\$0.00	\$0.00
\$0.00	\$0.00	\$0.00	\$0.00	\$0.00	\$0.00	\$0.00
\$0.00	\$0.00	\$2,100,266.51	\$19,394.94	\$23,054.05	\$2,057,817.52	\$42,448.99
\$0.00	\$0.00	\$0.00	\$0.00	\$0.00	\$0.00	\$0.00
\$0.00	\$0.00	\$0.00	\$0.00	\$0.00	\$0.00	\$0.00
\$0.00	\$0.00	\$2,100,266.51	\$19,394.94	\$23,054.05	\$2,057,817.52	\$42,448.99

	Estimate of Needs by Governing Board	Approved by County Excise Board
	\$3,030,692.17	\$3,030,692.17
	0.00	0.00
	0.00	0.00
	3,030,692.17	3,030,692.17

CERTIFICATE OF EXCISE BOARD

State of Oklahoma, County of Garfield

We, do further certify that we have examined the statement of estimated needs for the current fiscal year ending June 30, 2017, as certified by the Board of Education of Enid Public Schools, District Number I-057 of said County and State, and its financial statement for the preceding year, and in so doing we have diligently performed the duties imposed upon this Excise Board by 68 O.S. 2001 Section 3007, by (1) ascertaining that the financial statements, as to the statistics therein contained, reflect the true fiscal condition at the close of the fiscal year, or caused the same to be corrected so to show; (2) struck from the estimate of needs so submitted any items not authorized by law and reduced to the sum authorized by law any items restricted by statute as to the amount lawfully expendable therefor; (3) supplemented such estimate, after appropriate action, by an estimate of needs prepared by this Excise Board to make provision for mandatory functions based upon statistics authoritatively submitted; (4) computed the total means available to each fund in the manner provided, applying the Governing Board's estimate of revenue to be derived from surplus tax of the immediately preceding year and from sources other than ad valorem tax, or reduced such estimate to not less than the lawfully authorized ratio of the several sums realized from such sources during the preceding fiscal year or to such lesser sum as may reasonably be anticipated under altered law or circumstance and using for such determination the basic collections of the preceding year and the ratios on which distribution or apportionment must be made during the ensuing or current year.

To the several and specific purposes of the estimated needs as certified, we have and do hereby appropriate the surplus balances of cash on hand of the prior year, estimates of income from sources other than ad valorem taxation within the limitation fixed by law, and the proceeds of ad valorem tax levy within the number of mills authorized, either by apportionment by the Legislature, allocation by the excise board or by legal election, all of which appropriations are made in so far as the available surpluses, revenues, and levies will permit, except in that we have also provided that, after deducting items consisting of cash and the revenue from all sources other than the 2017 tax and proceeds of the 2017 tax levy are in excess of the residue of such appropriations, by a sum included for delinquent tax, computed at 10% of such residue. And provided further, if said School District has been ascertained to be a well defined State Aid District, the local budget, as approved and appropriated for, has been applied wholly to its operating accounts.

We further certify that the amount required to be raised from tax, excluding Homesteads, for General Revenue Fund purposes as approved, requires a total ad valorem tax levy of 35.000 Mills. Said levy is within the statutory limit, and if in excess, is within the constitutional limit and has been authorized by a vote of the people of said district, as shown by certificate of the School Board to-wit:

To this District, with valuations shown below, the Excise Board allocated 5.000 Mills, plus 15.000 Mills authorized authorized by the Constitution, plus an emergency levy of 5.000 Mills; plus local support levy of 10.000 Mills;
Total levy for General Fund 35.000 Mills.

We further certify that the amount required to be raised for building fund purposes as approved requires a tax levy of 5.000 Mills, and said levy has been certified as authorized by a vote of the people at an election held for that purpose. We further certify that Assessed Values used in computing Mill-vote levies have been applied as certified by the County Assessor.

We further certify that we have examined the within statements of account and estimated needs or requirements of the Governing Board of Enid Public Schools, School District No. I-057 of said County and State, in relation to the Sinking Fund or Funds thereof, and after finding the same correct or having caused the same to be corrected pursuant to 68 O.S. 2001 Section 3009, have approved the requirements therefor to fulfill the conditions of Section 26 and 28 or Article 10, Oklahoma Constitution, and have made and certified a tax levy therefor to the extent of the excess of said total requirements over the total of items 2, 3, 6, and 12 of Exhibit "Y" and any other legal deduction, including a reserve of 10% for delinquent taxes.

Page 64

We further certify that the net assessed valuation of the Property, subject to ad valorem taxes, after the amount of all Homestead Exemptions have been deducted in the said School District as finally equalized and certified by the Board of Equalization for the current year 2017-18 is as follows:

363,296.00

and that the assessed valuations herein certified have been used in computing the rates of mill levies and the proceeds thereof appropriated as aforesaid; and that having ascertained as aforesaid, the aggregate amount to be raised by ad valorem taxation, we thereupon made the above levies therefor as provided by law as follows:

Page 65

EXHIBIT "Y" Continued:				PRIMARY COUNTY AND ALL JOINT COUNTIES						
Levies Required and Certified:				Valuation And Levies Excluding Homesteads				Total Required For 2017 Tax		
County		General Fund		Building Fund		Total Valuation		General		Building
This County	Garfield	36.86	Mills	5.27	Mills	\$295,735,700		\$10,900,817.90		\$1,558,527.14
Joint Co.		0.00	0.00 Mills	0.00	0.00 Mills	0		0.00		0.00
Joint Co.		0.00	0.00 Mills	0.00	0.00 Mills	0		0.00		0.00
Joint Co.		0.00	0.00 Mills	0.00	0.00 Mills	0		0.00		0.00
Joint Co.		0.00	0.00 Mills	0.00	0.00 Mills	0		0.00		0.00
Joint Co.			Mills		Mills	0		0.00		0.00
Joint Co.			Mills		Mills	0		0.00		0.00
Joint Co.			Mills		Mills	0		0.00		0.00
Joint Co.			Mills		Mills	0		0.00		0.00
Joint Co.			Mills		Mills	0		0.00		0.00
Joint Co.			Mills		Mills	0		0.00		0.00
Joint Co.			Mills		Mills	0		0.00		0.00
Joint Co.			Mills		Mills	0		0.00		0.00
Totals						\$295,735,700		\$10,900,817.90		\$1,558,527.14

Sinking Fund 27.83 Mills

and we do hereby order the above levies to be certified forthwith by the Secretary of this Board to the County Assessor of said County, in order that the County Assessor may immediately extend said levies upon the Tax Rolls for the year 2017 without regard to any protest that may be filed against any levies, as required by 68 O. S. 2001, Section 2869.

Signed at (Enid) Garfield Cty, Oklahoma, this the 4th day of October, 2017.

Wendell Kene
Excise Board Member


Excise Board Chairman

Excise Board Member

Cheryl Beck, 1ST Deputy
Excise Board Secretary

Joint School District Levy Certification for Enid Public Schools I-057

Career Tech District Number _____ : General Fund _____

State of Oklahoma)
) ss Building Fund _____

County of Garfield)

I, Cheryl Beck, 1ST Deputy, Garfield County Clerk, do hereby certify that the above levies are true and correct for the taxable year 2017.

Witness my hand and seal, on October 4, 2017

Cheryl Beck
Garfield County Clerk - 1st Deputy



ALL FUND ACCOUNTS COVERING THE PERIOD JULY 1, 2016 TO JUNE 30, 2017
STATISTICAL DATA FOR 2017-2018

EXHIBIT "Z"

Page 66

Schedule 1, SUMMARY RECAPITULATION OF SCHOOL COSTS FOR THE FISCAL YEAR ENDING JUNE 30, 2017, AND
APPORTIONMENT THEREOF

CLASSIFICATION	ACCUMULATION OF EXPENDITURES AND UNLIQUIDATED COMMITMENTS TO DETERMINE PER CAPITA COSTS				
Expenditures and Reserves	GENERAL REVENUE FUND	CHILD NUTRITION FUND	2016-2017 CONSTITUTIONAL BUILDING FUND EXPENDITURES	2016-2017 ACCRUALS AND COUPON REQUIREMENTS	SPECIAL REVENUE FUNDS
Current Expenditures - Educational	\$51,560,263.95	\$0.00	\$897,470.75	\$0.00	\$0.00
Current Expenditures - Transportation	1,937,109.81	0.00	0.00	0.00	0.00
Current Reserves - Educational	822,927.96	0.00	132,129.70	0.00	0.00
Current Reserves - Transportation	0.00	0.00	0.00	0.00	0.00
Capital Expenditures - Educational	0.00	0.00	883,301.51	216,520.00	0.00
Capital Expenditures - Transportation	0.00	0.00	0.00	0.00	0.00
Capital Reserves - Educational	0.00	0.00	182,908.14	0.00	0.00
Capital Reserves - Transportation	0.00	0.00	0.00	0.00	0.00
Interest Paid and Reserved	0.00	0.00	0.00	0.00	0.00
TOTALS	\$54,320,301.72	\$0.00	\$2,095,810.10	\$216,520.00	\$0.00
Enumeration	7915.2	Average Daily Attend	7477.9	Average Daily Haul	3101.36

(Continued below.)

Schedule 1, (Continued)

CLASSIFICATION	ACCUMULATION OF EXPENDITURES AND UNLIQUIDATED COMMITMENTS TO DETERMINE PER CAPITA COSTS				
Expenditures and Reserves		ENTERPRISE FUNDS	ACTIVITY FUNDS	EXPENDABLE TRUST FUNDS	NONEXPENDABLE TRUST FUNDS
Current Expenditures - Educational	\$0.00	\$0.00	\$0.00	\$0.00	\$0.00
Current Expenditures - Transportation	0.00	0.00	0.00	0.00	0.00
Current Reserves - Educational	0.00	0.00	0.00	0.00	0.00
Current Reserves - Transportation	0.00	0.00	0.00	0.00	0.00
Capital Expenditures - Educational	0.00	0.00	0.00	0.00	0.00
Capital Expenditures - Transportation	0.00	0.00	0.00	0.00	0.00
Capital Reserves - Educational	0.00	0.00	0.00	0.00	0.00
Capital Reserves - Transportation	0.00	0.00	0.00	0.00	0.00
Interest Paid and Reserved	0.00	0.00	0.00	0.00	0.00
TOTALS	\$0.00	\$0.00	\$0.00	\$0.00	\$0.00

(Continued next page.)

ALL FUND ACCOUNTS COVERING THE PERIOD JULY 1, 2016 TO JUNE 30, 2017
STATISTICAL DATA FOR 2017-2018

EXHIBIT "Z"

Page 67

Schedule 1, (Continued)				
CLASSIFICATION			DISTRIBUTION OF OPERATING EXPENSE TO DETERMINE PER CAPITA COST	
Expenditures and Reserves	INTERNAL SERVICE FUNDS	TOTAL OF ALL APPLICABLE COSTS 2016-2017	OPERATION COSTS ONLY	TRANSPORTATION COSTS ONLY
Current Expenditures - Educational	\$0.00	\$52,457,734.70	\$52,457,734.70	\$0.00
Current Expenditures - Transportation	0.00	\$1,937,109.81	0.00	1,937,109.81
Current Reserves - Educational	0.00	\$955,057.66	955,057.66	0.00
Current Reserves - Transportation	0.00	\$0.00	0.00	0.00
Capital Expenditures - Educational	0.00	\$1,099,821.51	1,099,821.51	0.00
Capital Expenditures - Transportation	0.00	\$0.00	0.00	0.00
Capital Reserves - Educational	0.00	\$182,908.14	182,908.14	0.00
Capital Reserves - Transportation	0.00	\$0.00	0.00	0.00
Interest Paid and Reserved	0.00	\$0.00	0.00	0.00
TOTALS	\$0.00	\$56,632,631.82	\$54,695,522.01	\$1,937,109.81
Per Capita Cost - Education		\$7,314.29	Per Capita Cost - Transportation	
			\$624.60	