

**FILED**  
OCT 25 2018  
State Auditor & Inspector

COUNTY  
2018-2019  
ESTIMATE OF NEEDS  
AND FINANCIAL STATEMENT OF THE  
FISCAL YEAR 2017-2018

BOARD OF COUNTY COMMISSIONERS OF  
**THE COUNTY OF HARPER**  
STATE OF OKLAHOMA

Two copies of this Financial Statement and Estimate of Needs should be filed with the County Clerk not later than August 17 for all Counties. After approval by the Excise Board and the levies are made, both statements should be signed by the appropriate Board Members. One complete signed copy must be sent to the State Auditor and Inspector, 2300 N. Lincoln Blvd., State Capitol, Room 100, Oklahoma City, OK 73105. If publication may not be had by date required for filing, affidavit and proof of publication are required to be attached within five days after date of filing.

THE 2018-2019 ESTIMATE OF NEEDS AND FINANCIAL  
STATEMENT OF THE FISCAL YEAR 2017-2018

PREPARED BY DAVID E. TERRY, CPA, P.C.  
SUBMITTED TO THE HARPER COUNTY  
EXCISE BOARD THIS 22 DAY OF October 2018

BOARD OF COUNTY COMMISSIONERS

Chairman <u>Ray Nelson</u>	County Clerk <u>Karen Hickman</u>
Commissioner <u>Bob Dugan</u> (Budget Board:)	Commissioner <u>Art</u>
Treasurer <u>Reggie Viley</u>	Assessor <u>Synthia Ingraham</u>
Court Clerk <u>Dwain Dixon</u>	
<u>Sheriff</u>	<u>Steve Wheaton</u>
	<u>Undershaft</u>

**RECEIVED**  
OCT 25 2018  
State Auditor  
and Inspector

HARPER COUNTY  
2018-2019  
ESTIMATE OF NEEDS  
AND FINANCIAL STATEMENT OF THE  
FISCAL YEAR 2017-2018

INDEX

Letters and Certifications:

Page

Letter To Excise Board .....	1
Affidavit of Publication .....	2
Accountant's Letter .....	3
Certificate of Excise Board .....	Exhibit "Y" - Page 1

Exhibits:

Filed

Exhibit "A" General Fund .....	YES
Exhibit "B" Building Fund .....	NO
Exhibit "C" Co-op Fund .....	NO
Exhibit "D" Highway Fund .....	YES
Exhibit "E" Health Fund .....	NO
Exhibit "F" Emergency Medical Service Fund .....	NO
Exhibit "G" Sinking Fund .....	NO
Exhibit "H" Industrial Development Bond Fund .....	NO
Exhibit "I" Special Revenue Funds .....	YES
Exhibit "J" Capital Project Funds .....	NO
Exhibit "K" Enterprise Funds .....	NO
Exhibit "L" Internal Service Funds .....	NO
Exhibit "Y" Certificate of Excise Board Estimate of Needs .....	YES
Exhibit "Z" Publication Sheet .....	YES

HARPER COUNTY  
2018-2019  
ESTIMATE OF NEEDS  
AND FINANCIAL STATEMENT OF THE  
FISCAL YEAR 2017-2018

HARPER COUNTY, STATE OF OKLAHOMA  
STATE OF OKLAHOMA, COUNTY OF HARPER, ss:

To the County Excise Board of said County and State, Greeting:-

Pursuant to the requirements of 68 O.S. 1991 Section 3002, we submit herewith for your consideration, the within statement of the fiscal condition of the County of Harper, State of Oklahoma, for the fiscal year beginning July 1, 2017 and ending June 30, 2018, together with an itemized statement of the estimated needs thereof for the fiscal year beginning July 1, 2018 and ending June 30, 2019. The same have been prepared in conformity to Statute, in relation to which be it further noted that:

1. We, the members of the Board of County Commissioners of said County and State, do hereby certify that the statements herein submitted show the true and correct conditions of the fiscal affairs of said County for the fiscal year ending June 30, 2018, that said statements comprise a "full and accurate statement of the assessments, receipts and expenditures of the preceding year, made out in detail under separate heads" as required by 19 O.S. 1991 Section 345; that said preparation was had at an official session of said Board, begun on the first Monday in July, 2018 pursuant to the provisions of 68 O.S. 1991 Section 3002.
2. And we further certify that the estimates of the several amounts necessary for current expenses for the fiscal year beginning July 1, 2018 and ending June 30, 2019 as shown under "Schedule 8" were prepared and filed with the Board of County Commissioners as of the first Monday in July 2018, that the same have been correctly entered, and that all estimates made are entered as certified by Department Heads for the respective purposes herein set out. We further certify that the sums requested for salaries of county officers and the deputies are calculated and based upon authority of salary statutes currently effective and applicable in this county.
3. We further certify that the estimated income from sources other than ad valorem tax, shown on "Schedule 4", may reasonably be expected to be collected as a revenue during the ensuing fiscal year, and is not in excess of the 90% of the amounts collected for the same sources during the fiscal year ending June 30, 2018.

Dated at the office of the County Clerk, at Buffalo, Oklahoma, this 22 day of October, 2018.

[Signature]  
Chairman  
[Signature]  
Commissioner  
(Budget Board:)

[Signature]  
County Clerk  
[Signature]  
Commissioner

Treasurer

Assessor

Court Clerk

Filed this 22 day of Oct, 2018 Secretary and Clerk of Excise Board, Harper County, Oklahoma.

***David E. Terry CPA, P.C.***

**P.O. BOX 350  
LAVERNE, OKLAHOMA 73848**

**TELEPHONE 580-921-3337  
FAX 580-921-6640**

**Accountant's Compilation Report**

Honorable Board of County Commissioners  
Harper County, Oklahoma

I have compiled the 2017-2018 financial statements as of and for the fiscal year ended June 30, 2018 and the 2018-2019 Estimate of Needs (SA&I Form 2631R97) and Publication Sheet (SA&I Form 2631R97, Exhibit 'Z') for Harper, County, included in the accompanying prescribed forms. I have not audited or reviewed the financial statements, estimate of needs and publication sheet forms referred to above and, accordingly, do not express an opinion or provide any assurance about whether the financial statements, estimate of needs and publication sheet forms are in accordance with the basis of accounting prescribed by the Office of the Oklahoma State Auditor and Inspector per 68 OS § 3003.B as promulgated by 68 OS § 3009-3011.


Management is responsible for the preparation and fair presentation of the financial statements, estimate of needs and publication sheet in accordance with the requirements prescribed by the Office of the Oklahoma State Auditor and Inspector per 68 OS § 3003.B as promulgated by 68 OS § 3009-3011 and for designing, implementing, and maintaining internal control relevant to the preparation and fair presentation of the financial statements, estimate of needs and publication sheet.

My responsibility is to conduct the compilation in accordance with Statements on Standards for Accounting and Review Services issued by the American Institute of Certified Public Accountants. The objective of a compilation is to assist management in presenting financial information in the form of financial statements without undertaking to obtain or provide any assurance that there are no material modifications that should be made to the financial

The financial statements, estimate of needs and publication sheet included in the accompanying prescribed forms are presented in accordance with the requirements of the Office of the Oklahoma State Auditor and Inspector per 68 OS § 3003.B as promulgated by 68 OS § 3009-3011 and are not intended to be a complete presentation of the assets and liabilities of Harper, County.

This report is intended solely for the information and use of management of Harper County, Oklahoma, Harper County Excise Board, and for filing with the State Auditor and Inspector and is not intended to be and should not be used by anyone other than these specified parties.

I am not independent with respect to Harper County, Oklahoma.



Thursday, October 18, 2018

## AFFIDAVIT OF PUBLICATION


STATE OF OKLAHOMA, COUNTY OF HARPER

Personally appeared before me, the undersigned Notary Public, Karew Hickman County Clerk of the County and State aforesaid, who being first duly sworn according to law, deposes and says: That he/she complied with the law by having the financial statement for the fiscal year ending June 30, 2018, and the estimated needs and the estimated income from sources other than ad valorem taxes, for the fiscal year beginning July 1, 2018 and ending June 30, 2019 published in one issue of the Harper County Leader a legally-qualified newspaper published - of general circulation, in said county (strike inapplicable phrase) a copy of which together with proof of publication is herewith attached marked Exhibit "Z" and made a part of hereof.

Karew Hickman

County Clerk

Subscribed and sworn to before me this 22 day of October, 2018.

Clydene Waugh  
Notary PublicSeptember 20, 2020  
My Commission Expires



Case No. / Title:

Harper County Financial Statement for  
FY2018 + Estimate of Needs for FY2019

## **AFFIDAVIT OF PUBLICATION**

Buffalo Weekly News  
201 N. Hoy • P.O. Box 396  
Buffalo, Oklahoma 73834

STATE OF OKLAHOMA     )  
                                      ) §  
COUNTY OF HARPER     )

I, Kayla Williams, of lawful age, being duly  
sworn, on oath, deposes and says:

That I am the publisher of Buffalo Weekly News,  
a weekly publication that is a "legal newspaper"  
as that phrase is defined in 25 O.S. § 106, printed  
and published in Buffalo, Oklahoma for the  
County of Harper, in the State of Oklahoma, and  
that the attachment hereto contains a true and  
correct copy of what was actually published in  
said legal newspaper in consecutive issues on the  
following dates to wit:

1st Insertion: October 24th, 2018

2nd Insertion: \_\_\_\_\_

3rd Insertion: \_\_\_\_\_

4th Insertion: \_\_\_\_\_

That said newspaper has been published  
continuously and uninterruptedly in said county  
during a period of one hundred and four  
consecutive weeks prior to the publication of the  
attached notice or advertisement; that it has been  
admitted to the United States mail as second-class  
mail matter; that it has a general paid circulation,  
and publishes news of general interest of the  
State of Oklahoma governing legal publications.

**PLEASE SEE ATTACHED SHEETS**

PUBLICATION FEE: \$373.40

156 Words 250 Lines 2 Columns 1 Issue

Kayla Williams  
(Publisher)

Subscribed and sworn to before me on  
this 24th day of October, 2018.

Jatana Baggs  
(Notary Public)

My Commission expires: November 8, 2018

Commission Number: 10009445

Jatana Baggs  
Notary Public, State of Oklahoma  
Commission # 10009445  
My Commission Expires 11-8-18

## (Published in Buffalo Weekly News on October 24, 2018)

PUBLICATION SHEET - HARPER COUNTY, OKLAHOMA  
 FINANCIAL STATEMENT OF THE VARIOUS FUNDS FOR THE FISCAL YEAR ENDING JUNE 30, 2018, AND ESTIMATE OF NEEDS  
 FOR THE FISCAL YEAR ENDING JUNE 30, 2019, OF THE GOVERNING BOARD OF  
 HARPER COUNTY, OKLAHOMA

EXHIBIT "Z"

Page 1

STATEMENT OF FINANCIAL CONDITION AS OF JUNE 30, 2018	GENERAL FUND	BUILDING FUND	CO-OP FUND	HEALTH FUND
	Detail	Detail	Detail	Detail
<b>ASSETS:</b>				
Cash Balance June 30, 2018	\$ 439,232.21	\$ -	\$ -	\$ -
Investments	\$ -	\$ -	\$ -	\$ -
<b>TOTAL ASSETS</b>	<b>\$ 439,232.21</b>	<b>\$ -</b>	<b>\$ -</b>	<b>\$ -</b>
<b>LIABILITIES AND RESERVES:</b>				
Warrants Outstanding	\$ 64,720.68	\$ -	\$ -	\$ -
Reserve for Interest on Warrants	\$ -	\$ -	\$ -	\$ -
Reserves From Schedule 8	\$ 5,947.49	\$ -	\$ -	\$ -
<b>TOTAL LIABILITIES AND RESERVES</b>	<b>\$ 70,668.17</b>	<b>\$ -</b>	<b>\$ -</b>	<b>\$ -</b>
<b>CASH FUND BALANCE (Exhibit JUNE 30, 2018)</b>	<b>\$ 368,564.04</b>	<b>\$ -</b>	<b>\$ -</b>	<b>\$ -</b>

## ESTIMATED NEEDS FOR FISCAL YEAR ENDING JUNE 30, 2019

GENERAL FUND	GENERAL FUND	SINKING FUND BALANCE SHEET	SINKING FUND
Current Expense	\$ 1,306,364.74	1. Cash Balance on Hand June 30, 2018	\$ -
Reserve for Int. on Warrants & Revaluation	\$ -	2. Legal Investments Properly Maturing	\$ -
Total Required	\$ 1,306,364.74	3. Judgements Paid to Recover by Tax Levy	\$ -
<b>FINANCED</b>		4. Total Liquid Assets	\$ -
Cash Fund Balance	\$ 368,564.04	Deduct Matured Indebtedness:	
Estimated Miscellaneous Revenue	\$ 270,824.44	5. a. Past-Due Coupons	\$ -
Total Deductions	\$ 639,388.48	6. b. Interest Accrued Thereon	\$ -
Balance to Raise from Ad Valorem Tax	\$ 666,976.26	7. c. Past-Due Bonds	\$ -
<b>ESTIMATED MISCELLANEOUS REVENUE:</b>		8. d. Interest Thereon After Last Coupon	\$ -
1000 Charges for Services	\$ 28,554.24	9. e. Fiscal Agency Commissions on Above	\$ -
2000 Local Sources of Revenue	\$ 87,558.50	10. f. Judgements and Int. Levied for Unpaid	\$ -
3000 State Sources of Revenue	\$ 125,384.30	11. Total Items a. Through f.	\$ -
4000 Federal Sources of Revenue	\$ -	12. Balance of Assets Subject to Accruals	\$ -
5000 Miscellaneous Revenue	\$ 29,427.40	Deduct Accrual Reserve If Assets Sufficient:	
6111 Contributions from Other Funds	\$ -	13. g. Earned Unmatured Interest	\$ -
Total Estimated Revenue	\$ 270,824.44	14. h. Accrual on Final Coupons	\$ -
<b>INDUSTRIAL DEVELOPMENT BONDS</b>		15. i. Accrual on Unmatured Bonds	\$ -
1. Cash Balance on Hand June 30, 2018	\$ -	16. Total Items g. Through i.	\$ -
2. Legal Investments Properly Maturing	\$ -	17. Excess of Assets Over Accrual Reserves**	\$ -
3. Total Liquid Assets	\$ -	<b>SINKING FUND REQUIREMENTS FOR 2018-2019</b>	
Deduct Matured Indebtedness	\$ -	1. Interest Earnings on Bonds	\$ -
4. a. Past-Due Coupons	\$ -	2. Accrual on Unmatured Bonds	\$ -
5. b. Interest Accrued Thereon	\$ -	3. Annual Accrual on "Prepaid" Judgements	\$ -
6. c. Past-Due Bonds	\$ -	4. Annual Accrual on "Unpaid" Judgements	\$ -
7. d. Interest Thereon After Last Coupon	\$ -	5. Interest on Unpaid Judgements	\$ -
8. e. Fiscal Agency Commissions on Above	\$ -	6. Annual Accrual From Exhibit KK	\$ -
9. Balance of Assets Subject to Accruals	\$ -		
10. Deduct: g. Earned Unmatured Interest	\$ -		
11. h. Accrual on Final Coupons	\$ -		
12. i. Accrual on Unmatured Bonds	\$ -		
13. Excess of Assets Over Accrual Reserves*	\$ -		
<b>INDUSTRIAL BOND REQUIREMENTS FOR 2018-2019</b>			
1. Interest Earnings on Bonds	\$ -		
2. Accrual on Unmatured Bonds	\$ -		
Total Sinking Fund Requirements	\$ -	Total Sinking Fund Requirements	\$ -
Deduct:		Deduct:	
1. Excess of Assets Over Liabilities	\$ -	1. Excess of Assets Over Liabilities	\$ -
2. Surplus Building Fund Cash	\$ -	2. Surplus Building Fund Cash	\$ -
Balance Required	\$ -	Balance to Raise By Tax Levy	\$ -

EXHIBIT "Z"

18

DEPARTMENTS OF GOVERNMENT APPROPRIATED ACCOUNTS	Consentual Budget Accounts FISCAL YEAR 2018-2019	
	NEEDS AS REQUESTED BY GOVERNING BOARD	APPROVED BY COUNTY EXECUTIVE BOARD
<b>01 DISTRICT ATTORNEY - STATE:</b>		
01a Personal Services	\$ -	\$ -
01b Part Time Help	\$ -	\$ -
01c Travel	\$ -	\$ -
01d Maintenance and Operation	\$ -	\$ -
01e Capital Outlay	\$ -	\$ -
01f Intergovernmental	\$ -	\$ -
01g Other	\$ -	\$ -
01 Total	\$ -	\$ -
<b>02 DISTRICT ATTORNEY - COUNTY:</b>		
02a Personal Services	\$ -	\$ -
02b Part Time Help	\$ -	\$ -
02c Travel	\$ -	\$ -
02d Maintenance and Operation	\$ -	\$ -
02e Capital Outlay	\$ -	\$ -
02f Intergovernmental	\$ 100.00	\$ 100.00
02g Law Library	\$ 10.00	\$ 10.00
02h Other	\$ -	\$ -
02 Total	\$ 110.00	\$ 110.00
<b>04 COUNTY SHERIFF:</b>		
04a Personal Services	\$ 272,900.00	\$ 272,900.00
04b Part Time Help	\$ -	\$ -
04c Travel	\$ -	\$ -
04d Maintenance and Operation	\$ 65,000.00	\$ 65,000.00
04e Capital Outlay	\$ -	\$ -
04f Intergovernmental	\$ -	\$ -
04g Sheriff's Fees	\$ -	\$ -
04h Board of Prisoners	\$ -	\$ -
04i Other	\$ -	\$ -
04 Total	\$ 337,900.00	\$ 337,900.00
<b>06 COUNTY TREASURER:</b>		
06a Personal Services	\$ 51,000.00	\$ 51,000.00
06b Part Time Help	\$ -	\$ -
06c Travel	\$ 3,400.00	\$ 3,400.00
06d Maintenance and Operation	\$ -	\$ -
06e Capital Outlay	\$ -	\$ -
06f Intergovernmental	\$ -	\$ -
06g Other	\$ -	\$ -
06 Total	\$ 54,400.00	\$ 54,400.00
<b>08 COUNTY COMMISSIONERS:</b>		
08a Personal Services	\$ -	\$ -
08b Part Time Help	\$ -	\$ -
08c Travel	\$ -	\$ -
08d Maintenance and Operation	\$ -	\$ -
08e Capital Outlay	\$ -	\$ -
08f Intergovernmental	\$ -	\$ -
08g Other	\$ -	\$ -
08 Total	\$ -	\$ -

CONTINUED ON PAGE 21

HARPER COUNTY FINANCIAL STATEMENT FY18 / ESTIMATE OF NEEDS FY 19 - CONTINUED FROM PAGE 20

EXHIBIT "Z"

1b

DEPARTMENTS OF GOVERNMENT APPROPRIATED ACCOUNTS	Governmental Budget Accounts	
	FISCAL YEAR 2018-2019	
	NEEDS AS REQUESTED BY GOVERNING BOARD	APPROVED BY COUNTY EXECUTIVE BOARD
<b>09 COUNTY COMMISSIONERS O.S.U. EXTENSION:</b>		
09a Personal Services	\$ -	\$ -
09b Part Time Help	\$ -	\$ -
09c Travel	\$ -	\$ -
09d Maintenance and Operation	\$ -	\$ -
09e Capital Outlay	\$ -	\$ -
09f Intergovernmental	\$ -	\$ -
09g Other -	\$ -	\$ -
09 Total	\$ -	\$ -
<b>10 COUNTY CLERK:</b>		
10a Personal Services	\$ 58,000.00	\$ 58,000.00
10b Part Time Help	\$ -	\$ -
10c Travel	\$ 4,800.00	\$ 4,800.00
10d Maintenance and Operation	\$ 2,431.80	\$ 2,431.80
10e Capital Outlay	\$ -	\$ -
10f Intergovernmental	\$ -	\$ -
10g Lien Fees	\$ -	\$ -
10h Other -	\$ -	\$ -
10 Total	\$ 65,231.80	\$ 65,231.80
<b>14 COURT CLERK:</b>		
14a Personal Services	\$ 96,000.00	\$ 96,000.00
14b Part Time Help	\$ -	\$ -
14c Travel	\$ 4,800.00	\$ 4,800.00
14d Maintenance and Operation	\$ 80.00	\$ 80.00
14e Capital Outlay	\$ -	\$ -
14f Intergovernmental	\$ -	\$ -
14g Other -	\$ -	\$ -
14 Total	\$ 100,880.00	\$ 100,880.00
<b>16 COUNTY ASSESSOR:</b>		
16a Personal Services	\$ 36,000.00	\$ 36,000.00
16b Part Time Help	\$ -	\$ -
16c Travel	\$ 6,000.00	\$ 6,000.00
16d Maintenance and Operation	\$ 1,500.00	\$ 1,500.00
16e Capital Outlay	\$ 500.00	\$ 500.00
16f Intergovernmental	\$ -	\$ -
16g Other -	\$ -	\$ -
16h Other -	\$ -	\$ -
16 Total	\$ 44,000.00	\$ 44,000.00
<b>17 REVALUATION OF REAL PROPERTY</b>		
17a Personal Services	\$ 54,000.00	\$ 54,000.00
17b Part Time Help	\$ -	\$ -
17c Travel	\$ 8,000.00	\$ 8,000.00
17d Maintenance and Operation	\$ 48,500.00	\$ 48,500.00
17e Capital Outlay	\$ -	\$ -
17f Intergovernmental	\$ -	\$ -
17g Other -	\$ -	\$ -
17h Other -	\$ -	\$ -
17 Total	\$ 110,500.00	\$ 110,500.00

1c

EXHIBIT "Z"

DEPARTMENTS OF GOVERNMENT APPROPRIATED ACCOUNTS	Governmental Budget Accounts	
	FISCAL YEAR 2018-2019	
	NEEDS AS REQUESTED BY GOVERNING BOARD	APPROVED BY COUNTY EXECUTIVE BOARD
<b>18 JUNIATA SHELTER BUREAU:</b>		
18a Personal Services	\$ -	\$ -
18b Part Time Help	\$ -	\$ -
18c Travel	\$ -	\$ -
18d Maintenance and Operation	\$ -	\$ -
18e Capital Outlay	\$ -	\$ -
18f Intergovernmental	\$ -	\$ -
18g Other -	\$ -	\$ -
18 Total	\$ -	\$ -
<b>19 DISTRICT COURT:</b>		
19a Personal Services	\$ -	\$ -
19b Part Time Help	\$ -	\$ -
19c Travel	\$ -	\$ -
19d Maintenance and Operation	\$ -	\$ -
19e Capital Outlay	\$ -	\$ -
19f Intergovernmental	\$ -	\$ -
19g Other -	\$ -	\$ -
19 Total	\$ -	\$ -
<b>20 GENERAL GOVERNMENT</b>		
20a Personal Services	\$ 27,600.00	\$ 27,600.00
20b Part Time Help	\$ -	\$ -
20c Travel	\$ -	\$ -
20d Maintenance and Operation	\$ 4,873.20	\$ 4,873.20
20e Capital Outlay	\$ 60,000.00	\$ 60,000.00
20f Intergovernmental	\$ 207,526.80	\$ 207,526.80
20g Contributions to Benefits	\$ 263,249.68	\$ 263,249.68
20h Reserve	\$ -	\$ -
20i Other -	\$ -	\$ -
20j Other -	\$ -	\$ -
20 Total	\$ 563,249.68	\$ 563,249.68
<b>21 EXCISE - EQUALIZATION BOARD:</b>		
21a Personal Services	\$ 1,800.00	\$ 1,800.00
21b Part Time Help	\$ -	\$ -
21c Travel	\$ 600.00	\$ 600.00
21d Maintenance and Operation	\$ -	\$ -
21e Capital Outlay	\$ -	\$ -
21f Intergovernmental	\$ -	\$ -
21g Other -	\$ -	\$ -
21 Total	\$ 2,400.00	\$ 2,400.00
<b>22 COUNTY ELECTION EXPENSE:</b>		
22a Personal Services	\$ 44,216.20	\$ 44,216.20
22b Part Time Help	\$ 600.00	\$ 600.00
22c Travel	\$ 250.00	\$ 250.00
22d Maintenance and Operation	\$ 500.00	\$ 500.00
22e Capital Outlay	\$ 50.00	\$ 50.00
22f Intergovernmental	\$ -	\$ -
22g Other -	\$ -	\$ -
22 Total	\$ 45,616.20	\$ 45,616.20

CONTINUED ON PAGE 22



HARPER COUNTY FINANCIAL STATEMENT FY18 / ESTIMATE OF NEEDS FY 19 - CONTINUED FROM PAGE 21

EXHIBIT "Z"		Governmental Budget Accounts	
		FISCAL YEAR 2018-2019	
DEPARTMENTS OF GOVERNMENT		NEEDS AS	APPROVED BY
APPROPRIATED ACCOUNTS		REQUESTED BY	COUNTY
		GOVERNING	EXCISE BOARD
		BOARD	
28 CHARITY:			
28a Personal Services	\$	17,824.92	\$ 17,824.92
28b Part Time Help	\$	-	\$ -
28c Travel	\$	-	\$ -
28d Maintenance and Operation	\$	-	\$ -
28e Capital Outlay	\$	-	\$ -
28f Intergovernmental	\$	-	\$ -
28g Other -	\$	-	\$ -
28 Total	\$	17,824.92	\$ 17,824.92
82 COUNTY AUDIT BUDGET ACCOUNT:			
82a Salaries and Expense of Audit and Report	\$	14,252.14	\$ 14,252.14
82b Intergovernmental	\$	-	\$ -
82c Other -	\$	-	\$ -
82 Total	\$	14,252.14	\$ 14,252.14
83 COUNTY CEMETARY ACCOUNT:			
83a Personal Services	\$	-	\$ -
83b Part Time Help	\$	-	\$ -
83c Travel	\$	-	\$ -
83d Maintenance and Operation	\$	-	\$ -
83e Capital Outlay	\$	-	\$ -
83f Intergovernmental	\$	-	\$ -
83g Other -	\$	-	\$ -
83h Other -	\$	-	\$ -
83 Total	\$	-	\$ -
84 FREE FAIR BUDGET ACCOUNT:			
84a Personal Services	\$	-	\$ -
84b Part Time Help	\$	-	\$ -
84c Travel	\$	-	\$ -
84d Maintenance and Operation	\$	-	\$ -
84e Capital Outlay	\$	-	\$ -
84f Intergovernmental	\$	-	\$ -
84g Premiums and Awards	\$	-	\$ -
84h Other -	\$	-	\$ -
84i Other -	\$	-	\$ -
84 Total	\$	-	\$ -
TOTAL GENERAL FUND ACCOUNT:		\$ 1,306,364.74	\$ 1,306,364.74
SUBJECT TO WARRANT ISSUE:			
99 Provision for Interest on Warrants	\$	-	\$ -
GRAND TOTAL GENERAL FUND		\$ 1,306,364.74	\$ 1,306,364.74

EXHIBIT "Z"		SINKING FUND
* If line 12 is less than line 16 after omitting "h" deduct the following each in turn from line 4, "Total Liquid Assets".		
13d. i. Unmatured Coupons Due 4-1-2019	\$	-
14d. k. Unmatured Bonds So Due	\$	-
15d. l. Whatever Remains is for Exhibit KK Line F.	\$	-
16d. Deficit as Shown on Sinking Fund Balance Sheet.	\$	-
17d. Less Cash Requirements for Current Fiscal Year in Excess of Cash on Hand (From Line 15d Above).	\$	-
18d. Remaining Deficit is for Exhibit KK Line F.	\$	-




	BUILDING FUND	CO-OP FUND	HEALTH FUND
Current Expense	\$ -	\$ -	\$ -
Reserve for Int. on Warrants & Revaluation	\$ -	\$ -	\$ -
Total Required	\$ -	\$ -	\$ -
FINANCED:			
Cash Fund Balance	\$ -	\$ -	\$ -
Estimated Miscellaneous Revenue	\$ -	\$ -	\$ -
Total Deductions	\$ -	\$ -	\$ -
Balance to Raise from Ad Valorem Tax and Co-op Fund Balance	\$ -	\$ -	\$ -


EXHIBIT "Z"		INDUSTRIAL BOND FUND
* If line 14 is less than the sum of lines g, h, i. after omitting "h" deduct the following each in turn from line 4, "Total Liquid Assets".		
13d. j. Unmatured Coupons Due Before 4-1-2019	\$	-
14d. k. Unmatured Bonds So Due	\$	-
15d. l. Whatever Remains is for Exhibit KK Line E.	\$	-
16d. Deficit as Shown on Industrial Bonds Balance Sheet.	\$	-
17d. Less Cash Requirements for Current Fiscal Year in Excess of Cash on Hand (From Line 15d Above).	\$	-
18d. Remaining Deficit is for Exhibit KK Line F.	\$	-

CERTIFICATE - GOVERNING BOARD

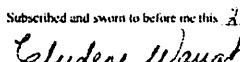
STATE OF OKLAHOMA, COUNTY OF HARPER, ss:

We, the undersigned duly elected, qualified Governing Officers of Harper County Oklahoma, do hereby certify that at a meeting of the Governing Body of the said County, begun at the time provided by law for Counties and pursuant to the provisions of 68 O.S. 1991 Sec. 3002, the foregoing statement was prepared and is a true and correct condition of the Financial Affairs of said County as reflected by the record of the County Clerk and Treasurer. We further certify that the foregoing estimate for current expenses for the fiscal year beginning July 1, 2018, and ending June 30, 2019, as shown are reasonably necessary for the proper conduct of the affairs of the said County, that the Estimated Income to be derived from sources other than ad valorem taxation does not exceed the lawfully authorized portion of the revenue derived from the same sources during the preceding fiscal year.

 Chairman of Board
  Commissioner
  County Clerk

Attest:  County Clerk Seal

Subscribed and sworn to before me this 23 day of October, 2018

 Notary Public

Required to be published in a legally-qualified newspaper printed in the County, or one issue published in a legally-qualified newspaper of general circulation in the County.

GENERAL FUND ACCOUNTS COVERING THE PERIOD JULY 1, 2017, to JUNE 30, 2018  
ESTIMATE OF NEEDS FOR 2018-2019

EXHIBIT "A"

PAGE 1

Schedule 1, Current Balance Sheet - June 30, 2018	
	Amount
<b>ASSETS:</b>	
Cash Balance June 30, 2018	\$ 439,232.21
Investments	\$ -
<b>TOTAL ASSETS</b>	<b>\$ 439,232.21</b>
<b>LIABILITIES AND RESERVES:</b>	
Warrants Outstanding	\$ 64,720.68
Reserve for Interest on Warrants	\$ -
Reserves From Schedule 8	\$ 5,947.49
<b>TOTAL LIABILITIES AND RESERVES</b>	<b>\$ 70,668.17</b>
<b>CASH FUND BALANCE JUNE 30, 2018</b>	<b>\$ 368,564.04</b>
<b>TOTAL LIABILITIES, RESERVES AND CASH FUND BALANCE</b>	<b>\$ 439,232.21</b>

Schedule 2, Revenue and Requirements - 2018-2019		
	Detail	Total
<b>REVENUE:</b>		
Cash Balance June 30, 2017	\$ 339,574.97	
Cash Fund Balance Transferred From Prior Years	\$ 11,600.65	
Current Ad Valorem Tax Apportioned	\$ 721,564.27	
Miscellaneous Revenue Apportioned	\$ 306,660.43	
<b>TOTAL REVENUE</b>		<b>\$ 1,379,400.32</b>
<b>REQUIREMENTS:</b>		
Claims Paid by Warrants Issued	\$ 1,004,888.79	
Reserves From Schedule 8	\$ 5,947.49	
Interest Paid on Warrants	\$ -	
Reserve for Interest on Warrants	\$ -	
<b>TOTAL REQUIREMENTS</b>		<b>\$ 1,010,836.28</b>
<b>ADD: CASH FUND BALANCE AS PER BALANCE SHEET 6-30-2018</b>		<b>\$ 368,564.04</b>
<b>TOTAL REQUIREMENTS AND CASH FUND BALANCE</b>		<b>\$ 1,379,400.32</b>

Schedule 3, Cash Fund Balance Analysis - June 30, 2018		Amount
<b>ADDITIONS:</b>		
Miscellaneous Revenue Collected in Excess of Estimates-Net	\$	47,460.80
Warrants Estopped, Cancelled or Converted	\$	-
Fiscal Year 2017-2018 Lapsed Appropriations	\$	276,099.65
Fiscal Year 2016-2017 Lapsed Appropriations	\$	2,182.52
Ad Valorem Tax Collections in Excess of Estimate	\$	55,317.62
Prior Years Ad Valorem Tax	\$	9,418.13
<b>TOTAL ADDITIONS</b>	<b>\$</b>	<b>390,478.72</b>
<b>DEDUCTIONS:</b>		
Supplemental Appropriations	\$	21,914.68
Current Tax in Process of Collection	\$	-
<b>TOTAL DEDUCTIONS</b>	<b>\$</b>	<b>21,914.68</b>
<b>Cash Fund Balance as per Balance Sheet 6-30-2018</b>	<b>\$</b>	<b>368,564.04</b>
<b>Composition of Cash Fund Balance:</b>		
Cash	\$	368,564.04
<b>Cash Fund Balance as per Balance Sheet 6-30-2018</b>	<b>\$</b>	<b>368,564.04</b>

GENERAL FUND ACCOUNTS COVERING THE PERIOD JULY 1, 2017, to JUNE 30, 2018  
ESTIMATE OF NEEDS FOR 2018-2019

EXHIBIT "A"

2a

Schedule 4, Miscellaneous Revenue		
SOURCE	2017-2018 ACCOUNT	
	AMOUNT ESTIMATED	ACTUALLY COLLECTED
<b>1000 CHARGES FOR SERVICES</b>		
1111 County Clerk Fees	\$ 32,777.77	\$ 31,612.43
1112 Sheriff Fees	\$ 48.54	\$ -
1113 County Treasurer Fees	\$ 63.00	\$ 114.50
1114 Court Clerk Costs and Fees	\$ -	\$ -
1115 District Attorney Fees	\$ -	\$ -
1116 County Engineer Fees (Ref. Planning Commission)	\$ -	\$ -
1117 County Health Fees	\$ -	\$ -
1118 Other-	\$ -	\$ -
1119 Other-	\$ -	\$ -
1120 Other-	\$ -	\$ -
<b>Total Charges For Services</b>	<b>\$ 32,889.31</b>	<b>\$ 31,726.93</b>
<b>INTERGOVERNMENTAL REVENUES</b>		
<b>2000 INTERGOVERNMENTAL REVENUES - LOCAL SOURCES:</b>		
2111 Court Fund Fees	\$ -	\$ -
2112 Housing Authority Payments in Lieu of Tax Revenue	\$ -	\$ -
2113 Revaluation of Real Property Reimbursements	\$ 94,341.50	\$ 81,528.12
2114 Visual Inspection	\$ -	\$ -
2115 M & M Lien Fees	\$ -	\$ -
2116 Assignment Fees	\$ -	\$ -
2117 School Deputy Reimbursement	\$ -	\$ -
2118 O.S.U Extension Reimbursement	\$ -	\$ -
2119 County Library Fines	\$ -	\$ -
2120 Public Health Contributions	\$ -	\$ -
2121 Highway Budget Account Miscellaneous	\$ -	\$ -
2122 Other -	\$ -	\$ -
2123 Other -	\$ -	\$ -
2124 Other -	\$ -	\$ -
<b>Total - Local Sources</b>	<b>\$ 94,341.50</b>	<b>\$ 81,528.12</b>
<b>3000 INTERGOVERNMENTAL REVENUES - STATE SOURCES:</b>		
3111 County Sales Tax - OTC	\$ -	\$ -
3112 Motor Vehicle Collections for Counties - OTC Code 0815	\$ 4,917.94	\$ 5,518.75
3113 Boat & Motor License - OTC Code 6415	\$ -	\$ -
3114 Vehicle Registration (Title Fees) - OTC Code 6815	\$ -	\$ -
3115 Aircraft License and Registration - OTC Code 6615	\$ -	\$ -
3116 Motor Vehicle Stamps - OTC	\$ 177.51	\$ 240.10
3117 Other - OTC USE TAX	\$ 42,955.23	\$ 53,504.73
3118 Other - OTC CIGARETTE TAX	\$ 5,281.09	\$ 5,554.77
3119 Other - OTC	\$ -	\$ -
<b>Sub-Total - OTC</b>	<b>\$ 53,331.77</b>	<b>\$ 64,818.35</b>
3211 Fish and Game Fines	\$ -	\$ -
3212 State Election Reimbursement	\$ 28,506.18	\$ 30,883.24
3213 State Payments in Lieu of Tax Revenue	\$ 306.98	\$ 343.70
3214 Homestead Exemption Reimbursement	\$ -	\$ -
3215 Additional Homestead Exemption Reimbursement	\$ -	\$ -
3216 Transportation of Juveniles	\$ -	\$ -
3217 Documentary Stamps	\$ -	\$ -
3218 Farm Implement Tax Stamps	\$ -	\$ -
3219 State Grants	\$ -	\$ -

Continued on page 2b

Thursday, October 18, 2018

S.A.&I. Form 2631R97 Entity: Harper County, 30

GENERAL FUND ACCOUNTS COVERING THE PERIOD JULY 1, 2017, to JUNE 30, 2018  
ESTIMATE OF NEEDS FOR 2018-2019

Page 2a

2017-2018 ACCOUNT OVER (UNDER)	BASIS AND LIMIT OF ENSUING ESTIMATE	2018-2019 ACCOUNT		
		CHARGEABLE INCOME	ESTIMATED BY GOVERNING BOARD	APPROVED BY EXCISE BOARD
\$ (1,165.34)	90.00%	\$ -	\$ 28,451.19	\$ 28,451.19
\$ (48.54)	90.00%	\$ -	\$ -	\$ -
\$ 51.50	90.00%	\$ -	\$ 103.05	\$ 103.05
\$ -	90.00%	\$ -	\$ -	\$ -
\$ -	90.00%	\$ -	\$ -	\$ -
\$ -	90.00%	\$ -	\$ -	\$ -
\$ -	90.00%	\$ -	\$ -	\$ -
\$ -	90.00%	\$ -	\$ -	\$ -
\$ -	90.00%	\$ -	\$ -	\$ -
\$ -	90.00%	\$ -	\$ -	\$ -
\$ (1,162.38)		\$ -	\$ 28,554.24	\$ 28,554.24
\$ -	90.00%	\$ -	\$ -	\$ -
\$ -	90.00%	\$ -	\$ -	\$ -
\$ (12,813.38)	107.40%	\$ -	\$ 87,558.50	\$ 87,558.50
\$ -	90.00%	\$ -	\$ -	\$ -
\$ -	90.00%	\$ -	\$ -	\$ -
\$ -	90.00%	\$ -	\$ -	\$ -
\$ -	90.00%	\$ -	\$ -	\$ -
\$ -	90.00%	\$ -	\$ -	\$ -
\$ -	90.00%	\$ -	\$ -	\$ -
\$ -	90.00%	\$ -	\$ -	\$ -
\$ -	90.00%	\$ -	\$ -	\$ -
\$ -	90.00%	\$ -	\$ -	\$ -
\$ -	90.00%	\$ -	\$ -	\$ -
\$ (12,813.38)		\$ -	\$ 87,558.50	\$ 87,558.50
\$ -	90.00%	\$ -	\$ -	\$ -
\$ 600.81	90.00%	\$ -	\$ 4,966.88	\$ 4,966.88
\$ -	90.00%	\$ -	\$ -	\$ -
\$ -	90.00%	\$ -	\$ -	\$ -
\$ -	90.00%	\$ -	\$ -	\$ -
\$ 62.59	90.00%	\$ -	\$ 216.09	\$ 216.09
\$ 10,549.50	90.00%	\$ -	\$ 48,154.26	\$ 48,154.26
\$ 273.68	90.00%	\$ -	\$ 4,999.29	\$ 4,999.29
\$ -	90.00%	\$ -	\$ -	\$ -
\$ 11,486.58		\$ -	\$ 58,336.52	\$ 58,336.52
\$ -	90.00%	\$ -	\$ -	\$ -
\$ 2,377.06	99.09%	\$ -	\$ 30,601.44	\$ 30,601.44
\$ 36.72	90.00%	\$ -	\$ 309.33	\$ 309.33
\$ -	90.00%	\$ -	\$ -	\$ -
\$ -	90.00%	\$ -	\$ -	\$ -
\$ -	90.00%	\$ -	\$ -	\$ -
\$ -	90.00%	\$ -	\$ -	\$ -
\$ -	90.00%	\$ -	\$ -	\$ -
\$ -	90.00%	\$ -	\$ -	\$ -
\$ -	90.00%	\$ -	\$ -	\$ -

GENERAL FUND ACCOUNTS COVERING THE PERIOD JULY 1, 2017, to JUNE 30, 2018  
ESTIMATE OF NEEDS FOR 2018-2019

EXHIBIT "A"

2b

Schedule 4, Miscellaneous Revenue		
SOURCE	2017-2018 ACCOUNT	
	AMOUNT ESTIMATED	ACTUALLY COLLECTED
Continued from page 2a		
3220 District Attorney Reimbursement - State	\$ -	\$ -
3221 Civil Defense Reimbursement	\$ -	\$ -
3222 Emergency Management Reimbursement	\$ -	\$ -
3223 Food Stamp Reimbursement	\$ -	\$ -
3224 Tick Eradication Reimbursement	\$ -	\$ -
3225 Welfare Agencies Miscellaneous	\$ -	\$ -
3226 Other - COURT CLERK SALARY REIMB	\$ 33,500.00	\$ 40,041.12
3227 Other -	\$ -	\$ -
3228 Other -	\$ -	\$ -
Total State Sources	\$ 115,644.93	\$ 136,086.41
4000 INTERGOVERNMENTAL REVENUES - FEDERAL SOURCES:		
4111 Flood Control	\$ -	\$ -
4112 Federal Grants	\$ -	\$ -
4113 Federal Payments in Lieu of Tax Revenues	\$ -	\$ -
4114 Bureau of Land Management	\$ -	\$ -
4115 District Attorney Reimbursement - Federal	\$ -	\$ -
4116 J.T.P.A. Salary Reimbursement	\$ -	\$ -
4117 Other -	\$ -	\$ -
4118 Other -	\$ -	\$ -
4119 Other -	\$ -	\$ -
Total Federal Sources	\$ -	\$ -
Grand Total Intergovernmental Revenues	\$ 209,986.43	\$ 217,614.53
5000 MISCELLANEOUS REVENUE:		
5111 Interest on Investments	\$ 13,022.56	\$ 23,377.05
5112 Rental or Lease of County Property	\$ -	\$ -
5113 Sale of County Property	\$ -	\$ -
5114 Royalty	\$ 671.30	\$ 745.06
5115 Individual Redemption	\$ -	\$ -
5116 Insurance Recoveries	\$ -	\$ -
5117 Insurance Reimbursements	\$ -	\$ -
5118 Public Finance Authority Reimbursement	\$ -	\$ -
5119 Rural Fire Runs	\$ -	\$ -
5120 Copies	\$ -	\$ -
5121 Return Check Charges	\$ -	\$ -
5122 Mowing & Trash Reimbursement	\$ -	\$ -
5123 Utility Reimbursements	\$ 2,630.03	\$ 8,575.00
5124 Resale Property Fund Distribution	\$ -	\$ -
5125 Estry - Sales	\$ -	\$ -
5126 Vending Machine Commissions	\$ -	\$ -
5127 Other Concessions	\$ -	\$ -
5128 Indian Deputy Salary Reimbursement	\$ -	\$ -
5129 Other -	\$ -	\$ -
5130 Other - ADJUSTMENTS & TRANSFERS	\$ -	\$ 21,914.68
5131 Other - MISCELLANEOUS	\$ -	\$ 2,707.18
Total Miscellaneous Revenue	\$ 16,323.89	\$ 57,318.97
6000 NON-REVENUE RECEIPTS:		
6111 Contributions from Other Funds	\$ -	\$ -
Grand Total General Fund	\$ 259,199.63	\$ 306,660.43



GENERAL FUND ACCOUNTS COVERING THE PERIOD JULY 1, 2017, to JUNE 30, 2018  
ESTIMATE OF NEEDS FOR 2018-2019

Page 2b

2017-2018 ACCOUNT OVER (UNDER)	BASIS AND LIMIT OF ENSUING ESTIMATE	2018-2019 ACCOUNT		
		CHARGEABLE	ESTIMATED BY	APPROVED BY
		INCOME	GOVERNING BOARD	EXCISE BOARD
\$ -	90.00%	\$ -	\$ -	\$ -
\$ -	90.00%	\$ -	\$ -	\$ -
\$ -	90.00%	\$ -	\$ -	\$ -
\$ -	90.00%	\$ -	\$ -	\$ -
\$ -	90.00%	\$ -	\$ -	\$ -
\$ -	90.00%	\$ -	\$ -	\$ -
\$ 6,541.12	90.00%	\$ -	\$ 36,037.01	\$ 36,037.01
\$ -	90.00%	\$ -	\$ -	\$ -
\$ -	90.00%	\$ -	\$ -	\$ -
\$ 20,441.48		\$ -	\$ 125,284.30	\$ 125,284.30
\$ -				
\$ -	90.00%	\$ -	\$ -	\$ -
\$ -	90.00%	\$ -	\$ -	\$ -
\$ -	90.00%	\$ -	\$ -	\$ -
\$ -	90.00%	\$ -	\$ -	\$ -
\$ -	90.00%	\$ -	\$ -	\$ -
\$ -	90.00%	\$ -	\$ -	\$ -
\$ -	90.00%	\$ -	\$ -	\$ -
\$ -	90.00%	\$ -	\$ -	\$ -
\$ -	90.00%	\$ -	\$ -	\$ -
\$ 7,628.10		\$ -	\$ 212,842.80	\$ 212,842.80
\$ 10,354.49	90.00%	\$ -	\$ 21,039.35	\$ 21,039.35
\$ -	90.00%	\$ -	\$ -	\$ -
\$ -	90.00%	\$ -	\$ -	\$ -
\$ 73.76	90.00%	\$ -	\$ 670.55	\$ 670.55
\$ -	90.00%	\$ -	\$ -	\$ -
\$ -	90.00%	\$ -	\$ -	\$ -
\$ -	90.00%	\$ -	\$ -	\$ -
\$ -	90.00%	\$ -	\$ -	\$ -
\$ -	90.00%	\$ -	\$ -	\$ -
\$ -	90.00%	\$ -	\$ -	\$ -
\$ -	90.00%	\$ -	\$ -	\$ -
\$ -	90.00%	\$ -	\$ -	\$ -
\$ -	90.00%	\$ -	\$ -	\$ -
\$ -	90.00%	\$ -	\$ -	\$ -
\$ 5,944.97	90.00%	\$ -	\$ 7,717.50	\$ 7,717.50
\$ -	90.00%	\$ -	\$ -	\$ -
\$ -	90.00%	\$ -	\$ -	\$ -
\$ -	90.00%	\$ -	\$ -	\$ -
\$ -	90.00%	\$ -	\$ -	\$ -
\$ -	90.00%	\$ -	\$ -	\$ -
\$ -	90.00%	\$ -	\$ -	\$ -
\$ -	90.00%	\$ -	\$ -	\$ -
\$ 21,914.68	0.00%	\$ -	\$ -	\$ -
\$ 2,707.18	0.00%	\$ -	\$ -	\$ -
\$ 40,995.08		\$ -	\$ 29,427.40	\$ 29,427.40
\$ -				
\$ -	90.00%	\$ -	\$ -	\$ -
\$ 47,460.80		\$ -	\$ 270,824.44	\$ 270,824.44

GENERAL FUND ACCOUNTS COVERING THE PERIOD JULY 1, 2017, to JUNE 30, 2018  
ESTIMATE OF NEEDS FOR 2018-2019

3

EXHIBIT "A"

Schedule 5, Expenditures General Fund Cash Accounts of Current and All Prior Years	
CURRENT AND ALL PRIOR YEARS	2017-2018
Cash Balance Reported to Excise Board 6-30-2017	\$ -
Cash Fund Balance Transferred Out	\$ -
Cash Fund Balance Transferred In	\$ 339,574.97
Adjusted Cash Balance	\$ 339,574.97
Ad Valorem Tax Apportioned To Year in Caption	\$ 721,564.27
Miscellaneous Revenue (Schedule 4)	\$ 306,660.43
Cash Fund Balance Forward From Preceding Year	\$ 11,600.65
Prior Expenditures Recovered	\$ -
TOTAL RECEIPTS	\$ 1,039,825.35
TOTAL RECEIPTS AND BALANCE	\$ 1,379,400.32
Warrants of Year in Caption	\$ 940,168.11
Interest Paid Thereon	\$ -
TOTAL DISBURSEMENTS	\$ 940,168.11
CASH BALANCE JUNE 30, 2018	\$ 439,232.21
Reserve for Warrants Outstanding	\$ 64,720.68
Reserve for Interest on Warrants	\$ -
Reserves From Schedule 8	\$ 5,947.49
TOTAL LIABILITIES AND RESERVE	\$ 70,668.17
DEFICIT: (Red Figure)	\$ -
CASH BALANCE FORWARD TO SUCCEEDING YEAR	\$ 368,564.04

Schedule 6, General Fund Warrant Account of Current and All Prior Years	
CURRENT AND ALL PRIOR YEARS	TOTAL
Warrants Outstanding 6-30-2017 of Year in Caption	\$ 73,647.12
Warrants Registered During Year	\$ 1,006,402.61
TOTAL	\$ 1,080,049.73
Warrants Paid During Year	\$ 1,015,329.05
Warrants Converted to Bonds or Judgements	\$ -
Warrants Cancelled	\$ -
Warrants Estopped by Statute	\$ -
TOTAL WARRANTS RETIRED	\$ 1,015,329.05
BALANCE WARRANTS OUTSTANDING JUNE 30, 2018	\$ 64,720.68

Schedule 7, 2017 Ad Valorem Tax Account			
2017 Net Valuation Certified To County Excise Board	71,221,702.00	10.290 Mills	Amount
Total Proceeds of Levy as Certified			\$ 732,871.31
Additions:			\$ -
Deductions:			\$ -
Gross Balance Tax			\$ 732,871.31
Less Reserve for Delinquent Tax			\$ 66,624.66
Reserve for Protest Pending			\$ -
Balance Available Tax			\$ 666,246.65
Deduct 2017 Tax Apportioned			\$ 721,564.27
Net Balance 2017 Tax in Process of Collection or			\$ -
Excess Collections			\$ 55,317.62

**Page 3**

Schedule 6, (Continued)						
2017-2018	2016-2017	2015-2016	2014-2015	2013-2014	2012-2013	2011-2012
\$ -	\$ 73,647.12	\$ -	\$ -	\$ -	\$ -	\$ -
\$ 1,004,888.79	\$ 1,513.82	\$ -	\$ -	\$ -	\$ -	\$ -
\$ 1,004,888.79	\$ 75,160.94	\$ -	\$ -	\$ -	\$ -	\$ -
\$ 940,168.11	\$ 75,160.94	\$ -	\$ -	\$ -	\$ -	\$ -
\$ -	\$ -	\$ -	\$ -	\$ -	\$ -	\$ -
\$ -	\$ -	\$ -	\$ -	\$ -	\$ -	\$ -
\$ -	\$ -	\$ -	\$ -	\$ -	\$ -	\$ -
\$ 940,168.11	\$ 75,160.94	\$ -	\$ -	\$ -	\$ -	\$ -
\$ 64,720.68	\$ -	\$ -	\$ -	\$ -	\$ -	\$ -

Thursday, October 18, 2018

GENERAL FUND ACCOUNTS COVERING THE PERIOD JULY 1, 2017, to JUNE 30, 2018  
ESTIMATE OF NEEDS FOR 2018-2019

EXHIBIT "A"

4a

Schedule 8(a), Report Of Prior Year's Expenditures				
	FISCAL YEAR ENDING JUNE 30, 2017			
DEPARTMENTS OF GOVERNMENT	RESERVES	WARRANTS	BALANCE	ORIGINAL
APPROPRIATED ACCOUNTS	6-30-2017	SINCE	LAPSED	APPROPRIATIONS
		ISSUED	APPROPRIATIONS	
<b>01 DISTRICT ATTORNEY - STATE:</b>				
01a Personal Services	\$ -	\$ -	\$ -	\$ -
01b Part Time Help	\$ -	\$ -	\$ -	\$ -
01c Travel	\$ -	\$ -	\$ -	\$ -
01d Maintenance and Operation	\$ -	\$ -	\$ -	\$ -
01e Capital Outlay	\$ -	\$ -	\$ -	\$ -
01f Intergovernmental	\$ -	\$ -	\$ -	\$ -
01g Other-	\$ -	\$ -	\$ -	\$ -
01 Total	\$ -	\$ -	\$ -	\$ -
<b>02 DISTRICT ATTORNEY - COUNTY:</b>				
02a Personal Services	\$ -	\$ -	\$ -	\$ -
02b Part Time Help	\$ -	\$ -	\$ -	\$ -
02c Travel	\$ -	\$ -	\$ -	\$ -
02d Maintenance and Operation	\$ -	\$ -	\$ -	\$ -
02e Capital Outlay	\$ -	\$ -	\$ -	\$ -
02f Intergovernmental	\$ -	\$ -	\$ -	\$ -
02g Law Library	\$ -	\$ -	\$ -	\$ 2,000.00
02h Other- Maintenance, Upkeep & Repair	\$ -	\$ -	\$ -	\$ -
02 Total	\$ -	\$ -	\$ -	\$ 2,000.00
<b>04 COUNTY SHERIFF:</b>				
04a Personal Services	\$ -	\$ -	\$ -	\$ 204,800.00
04b Part Time Help	\$ -	\$ -	\$ -	\$ -
04c Travel	\$ -	\$ -	\$ -	\$ 200.00
04d Maintenance and Operation	\$ 3,480.34	\$ 1,414.22	\$ 2,066.12	\$ 55,000.00
04e Capital Outlay	\$ -	\$ -	\$ -	\$ -
04f Intergovernmental	\$ -	\$ -	\$ -	\$ -
04g Sheriff's Fees	\$ -	\$ -	\$ -	\$ -
04h Board of Prisoners	\$ -	\$ -	\$ -	\$ -
04i Other -	\$ -	\$ -	\$ -	\$ -
04 Total	\$ 3,480.34	\$ 1,414.22	\$ 2,066.12	\$ 260,000.00
<b>06 COUNTY TREASURER:</b>				
06a Personal Services	\$ -	\$ -	\$ -	\$ 51,000.00
06b Part Time Help	\$ -	\$ -	\$ -	\$ -
06c Travel	\$ -	\$ -	\$ -	\$ 3,400.00
06d Maintenance and Operation	\$ -	\$ -	\$ -	\$ 3,120.00
06e Capital Outlay	\$ -	\$ -	\$ -	\$ -
06f Intergovernmental	\$ -	\$ -	\$ -	\$ -
06g Other -	\$ -	\$ -	\$ -	\$ -
06 Total	\$ -	\$ -	\$ -	\$ 57,520.00
<b>08 COUNTY COMMISSIONERS:</b>				
08a Personal Services	\$ -	\$ -	\$ -	\$ -
08b Part Time Help	\$ -	\$ -	\$ -	\$ -
08c Travel	\$ -	\$ -	\$ -	\$ -
08d Maintenance and Operation	\$ -	\$ -	\$ -	\$ -
08e Capital Outlay	\$ -	\$ -	\$ -	\$ -
08f Intergovernmental	\$ -	\$ -	\$ -	\$ -
08g Other -	\$ -	\$ -	\$ -	\$ -
08 Total	\$ -	\$ -	\$ -	\$ -

## ESTIMATE OF NEEDS FOR 2018-2019

Page 4a

[illegible]



GENERAL FUND ACCOUNTS COVERING THE PERIOD JULY 1, 2017, to JUNE 30, 2018  
ESTIMATE OF NEEDS FOR 2018-2019

4b

EXHIBIT "A"

Schedule 8(b), Report Of Prior Year's Expenditures				
	FISCAL YEAR ENDING JUNE 30, 2017			
DEPARTMENTS OF GOVERNMENT	RESERVES	WARRANTS	BALANCE	ORIGINAL
APPROPRIATED ACCOUNTS	6-30-2017	SINCE	LAPSED	APPROPRIATIONS
		ISSUED	APPROPRIATIONS	
<b>09 COUNTY COMMISSIONERS O.S.U. EXTENSION:</b>				
09a Personal Services	\$ -	\$ -	\$ -	\$ -
09b Part Time Help	\$ -	\$ -	\$ -	\$ -
09c Travel	\$ -	\$ -	\$ -	\$ -
09d Maintenance and Operation	\$ -	\$ -	\$ -	\$ -
09e Capital Outlay	\$ -	\$ -	\$ -	\$ -
09f Intergovernmental	\$ -	\$ -	\$ -	\$ -
09g Other -	\$ -	\$ -	\$ -	\$ -
09 Total	\$ -	\$ -	\$ -	\$ -
<b>10 COUNTY CLERK:</b>				
10a Personal Services	\$ -	\$ -	\$ -	\$ 56,000.00
10b Part Time Help	\$ -	\$ -	\$ -	\$ -
10c Travel	\$ -	\$ -	\$ -	\$ 4,800.00
10d Maintenance and Operation			\$ -	\$ 2,431.80
10e Capital Outlay	\$ -	\$ -	\$ -	\$ -
10f Intergovernmental	\$ -	\$ -	\$ -	\$ -
10g Lien Fees	\$ -	\$ -	\$ -	\$ -
010h Other -	\$ -	\$ -	\$ -	\$ -
10 Total	\$ -	\$ -	\$ -	\$ 63,231.80
<b>14 COURT CLERK:</b>				
14a Personal Services	\$ -	\$ -	\$ -	\$ 96,000.00
14b Part Time Help	\$ -	\$ -	\$ -	\$ -
14c Travel	\$ -	\$ -	\$ -	\$ 4,800.00
14d Maintenance and Operation	\$ -	\$ -	\$ -	\$ 300.00
14e Capital Outlay	\$ -	\$ -	\$ -	\$ -
14f Intergovernmental	\$ -	\$ -	\$ -	\$ -
14g Other -	\$ -	\$ -	\$ -	\$ -
14 Total	\$ -	\$ -	\$ -	\$ 101,100.00
<b>16 COUNTY ASSESSOR:</b>				
16a Personal Services	\$ -	\$ -	\$ -	\$ 51,000.00
16b Part Time Help	\$ -	\$ -	\$ -	\$ -
16c Travel	\$ -	\$ -	\$ -	\$ 6,000.00
16d Maintenance and Operation	\$ -	\$ -	\$ -	\$ 1,500.00
16e Capital Outlay	\$ -	\$ -	\$ -	\$ 500.00
16f Intergovernmental	\$ -	\$ -	\$ -	\$ -
16g Other -	\$ -	\$ -	\$ -	\$ -
16h Other -	\$ -	\$ -	\$ -	\$ -
16 Total	\$ -	\$ -	\$ -	\$ 59,000.00
<b>17 REVALUATION OF REAL PROPERTY:</b>				
17a Personal Services	\$ -	\$ -	\$ -	\$ 45,000.00
17b Part Time Help	\$ -	\$ -	\$ -	\$ -
17c Travel	\$ -	\$ -	\$ -	\$ 3,500.00
17d Maintenance and Operation	\$ 216.00	\$ 99.60	\$ 116.40	\$ 50,000.00
17e Capital Outlay	\$ -	\$ -	\$ -	\$ -
17f Intergovernmental	\$ -	\$ -	\$ -	\$ -
17g Other -	\$ -	\$ -	\$ -	\$ -
17h Other -	\$ -	\$ -	\$ -	\$ -
17 Total	\$ 216.00	\$ 99.60	\$ 116.40	\$ 98,500.00

## ESTIMATE OF NEEDS FOR 2018-2019

**Page 4b**

Page 4b

FISCAL YEAR ENDING JUNE 30, 2018						Governmental Budget Accounts	
FISCAL YEAR 2018-2019							
SUPPLEMENTAL		NET AMOUNT	WARRANTS	RESERVES	LAPSED	NEEDS AS	APPROVED BY
ADJUSTMENTS		OF	ISSUED		BALANCE	ESTIMATED BY	COUNTY
		APPROPRIATIONS			KNOWN TO BE	GOVERNING	EXCISE BOARD
ADDED	CANCELLED				UNENCUMBERED	BOARD	
\$ -	\$ -	\$ -	\$ -	\$ -	\$ -	\$ -	\$ -
\$ -	\$ -	\$ -	\$ -	\$ -	\$ -	\$ -	\$ -
\$ -	\$ -	\$ -	\$ -	\$ -	\$ -	\$ -	\$ -
\$ -	\$ -	\$ -	\$ -	\$ -	\$ -	\$ -	\$ -
\$ -	\$ -	\$ -	\$ -	\$ -	\$ -	\$ -	\$ -
\$ -	\$ -	\$ -	\$ -	\$ -	\$ -	\$ -	\$ -
\$ -	\$ -	\$ -	\$ -	\$ -	\$ -	\$ -	\$ -
\$ -	\$ -	\$ -	\$ -	\$ -	\$ -	\$ -	\$ -
\$ -	\$ -	\$ -	\$ -	\$ -	\$ -	\$ -	\$ -
\$ -	\$ -	\$ -	\$ -	\$ -	\$ -	\$ -	\$ -
\$ -	\$ -	\$ -	\$ -	\$ -	\$ -	\$ -	\$ -
\$ -	\$ -	\$ -	\$ -	\$ -	\$ -	\$ -	\$ -
\$ -	\$ -	\$ -	\$ -	\$ -	\$ -	\$ -	\$ -
\$ -	\$ -	\$ -	\$ -	\$ -	\$ -	\$ -	\$ -
\$ -	\$ -	\$ -	\$ -	\$ -	\$ -	\$ -	\$ -
\$ -	\$ -	\$ -	\$ -	\$ -	\$ -	\$ -	\$ -
\$ -	\$ -	\$ -	\$ -	\$ -	\$ -	\$ -	\$ -
\$ -	\$ -	\$ -	\$ -	\$ -	\$ -	\$ -	\$ -
\$ -	\$ -	\$ -	\$ -	\$ -	\$ -	\$ -	\$ -
\$ -	\$ -	\$ -	\$ -	\$ -	\$ -	\$ -	\$ -
\$ -	\$ -	\$ -	\$ -	\$ -	\$ -	\$ -	\$ -
\$ -	\$ -	\$ -	\$ -	\$ -	\$ -	\$ -	\$ -
\$ -	\$ -	\$ -	\$ -	\$ -	\$ -	\$ -	\$ -
\$ -	\$ -	\$ -	\$ -	\$ -	\$ -	\$ -	\$ -
\$ -	\$ -	\$ -	\$ -	\$ -	\$ -	\$ -	\$ -
\$ -	\$ -	\$ -	\$ -	\$ -	\$ -	\$ -	\$ -
\$ -	\$ -	\$ -	\$ -	\$ -	\$ -	\$ -	\$ -
\$ -	\$ -	\$ -	\$ -	\$ -	\$ -	\$ -	\$ -
\$ -	\$ -	\$ -	\$ -	\$ -	\$ -	\$ -	\$ -
\$ -	\$ -	\$ -	\$ -	\$ -	\$ -	\$ -	\$ -
\$ -	\$ -	\$ -	\$ -	\$ -	\$ -	\$ -	\$ -
\$ -	\$ -	\$ -	\$ -	\$ -	\$ -	\$ -	\$ -
\$ -	\$ -	\$ -	\$ -	\$ -	\$ -	\$ -	\$ -
\$ -	\$ -	\$ -	\$ -	\$ -	\$ -	\$ -	\$ -
\$ -	\$ -	\$ -	\$ -	\$ -	\$ -	\$ -	\$ -
\$ -	\$ -	\$ -	\$ -	\$ -	\$ -	\$ -	\$ -
\$ -	\$ -	\$ -	\$ -	\$ -	\$ -	\$ -	\$ -
\$ -	\$ -	\$ -	\$ -	\$ -	\$ -	\$ -	\$ -
\$ -	\$ -	\$ -	\$ -	\$ -	\$ -	\$ -	\$ -
\$ -	\$ -	\$ -	\$ -	\$ -	\$ -	\$ -	\$ -
\$ -	\$ -	\$ -	\$ -	\$ -	\$ -	\$ -	\$ -
\$ -	\$ -	\$ -	\$ -	\$ -	\$ -	\$ -	\$ -
\$ -	\$ -	\$ -	\$ -	\$ -	\$ -	\$ -	\$ -
\$ -	\$ -	\$ -	\$ -	\$ -	\$ -	\$ -	\$ -
\$ -	\$ -	\$ -	\$ -	\$ -	\$ -	\$ -	\$ -
\$ -	\$ -	\$ -	\$ -	\$ -	\$ -	\$ -	\$ -
\$ -	\$ -	\$ -	\$ -	\$ -	\$ -	\$ -	\$ -
\$ -	\$ -	\$ -	\$ -	\$ -	\$ -	\$ -	\$ -
\$ -	\$ -	\$ -	\$ -	\$ -	\$ -	\$ -	\$ -
\$ -	\$ -	\$ -	\$ -	\$ -	\$ -	\$ -	\$ -
\$ -	\$ -	\$ -	\$ -	\$ -	\$ -	\$ -	\$ -
\$ -	\$ -	\$ -	\$ -	\$ -	\$ -	\$ -	\$ -
\$ -	\$ -	\$ -	\$ -	\$ -	\$ -	\$ -	\$ -
\$ -	\$ -	\$ -	\$ -	\$ -	\$ -	\$ -	\$ -
\$ -	\$ -	\$ -	\$ -	\$ -	\$ -	\$ -	\$ -
\$ -	\$ -	\$ -	\$ -	\$ -	\$ -	\$ -	\$ -
\$ -	\$ -	\$ -	\$ -	\$ -	\$ -	\$ -	\$ -
\$ -	\$ -	\$ -	\$ -	\$ -	\$ -	\$ -	\$ -
\$ -	\$ -	\$ -	\$ -	\$ -	\$ -	\$ -	\$ -
\$ -	\$ -	\$ -	\$ -	\$ -	\$ -	\$ -	\$ -
\$ -	\$ -	\$ -	\$ -	\$ -	\$ -	\$ -	\$ -
\$ -	\$ -	\$ -	\$ -	\$ -	\$ -	\$ -	\$ -
\$ -	\$ -	\$ -	\$ -	\$ -	\$ -	\$ -	\$ -
\$ -	\$ -	\$ -	\$ -	\$ -	\$ -	\$ -	\$ -
\$ -	\$ -	\$ -	\$ -	\$ -	\$ -	\$ -	\$ -
\$ -	\$ -	\$ -	\$ -	\$ -	\$ -	\$ -	\$ -
\$ -	\$ -	\$ -	\$ -	\$ -	\$ -	\$ -	\$ -
\$ -	\$ -	\$ -	\$ -	\$ -	\$ -	\$ -	\$ -
\$ -	\$ -	\$ -	\$ -	\$ -	\$ -	\$ -	\$ -
\$ -	\$ -	\$ -	\$ -	\$ -	\$ -	\$ -	\$ -
\$ -	\$ -	\$ -	\$ -	\$ -	\$ -	\$ -	\$ -
\$ -	\$ -	\$ -	\$ -	\$ -	\$ -	\$ -	\$ -
\$ -	\$ -	\$ -	\$ -	\$ -	\$ -	\$ -	\$ -
\$ -	\$ -	\$ -	\$ -	\$ -	\$ -	\$ -	\$ -
\$ -	\$ -	\$ -	\$ -	\$ -	\$ -	\$ -	\$ -
\$ -	\$ -	\$ -	\$ -	\$ -	\$ -	\$ -	\$ -
\$ -	\$ -	\$ -	\$ -	\$ -	\$ -	\$ -	\$ -
\$ -	\$ -	\$ -	\$ -	\$ -	\$ -	\$ -	\$ -
\$ -	\$ -	\$ -	\$ -	\$ -	\$ -	\$ -	\$ -
\$ -	\$ -	\$ -	\$ -	\$ -	\$ -	\$ -	\$ -
\$ -	\$ -	\$ -	\$ -	\$ -	\$ -	\$ -	\$ -
\$ -	\$ -	\$ -	\$ -	\$ -	\$ -	\$ -	\$ -
\$ -	\$ -	\$ -	\$ -	\$ -	\$ -	\$ -	\$ -
\$ -	\$ -	\$ -	\$ -	\$ -	\$ -	\$ -	\$ -
\$ -	\$ -	\$ -	\$ -	\$ -	\$ -	\$ -	\$ -
\$ -	\$ -	\$ -	\$ -	\$ -	\$ -	\$ -	\$ -
\$ -	\$ -	\$ -	\$ -	\$ -	\$ -	\$ -	\$ -
\$ -	\$ -	\$ -	\$ -	\$ -	\$ -	\$ -	\$ -
\$ -	\$ -	\$ -	\$ -	\$ -	\$ -	\$ -	\$ -
\$ -	\$ -	\$ -	\$ -	\$ -	\$ -	\$ -	\$ -
\$ -	\$ -	\$ -	\$ -	\$ -	\$ -	\$ -	\$ -
\$ -	\$ -	\$ -	\$ -	\$ -	\$ -	\$ -	\$ -
\$ -	\$ -	\$ -	\$ -	\$ -	\$ -	\$ -	\$ -
\$ -	\$ -	\$ -	\$ -	\$ -	\$ -	\$ -	\$ -
\$ -	\$ -	\$ -	\$ -	\$ -	\$ -	\$ -	\$ -
\$ -	\$ -	\$ -	\$ -	\$ -	\$ -	\$ -	\$ -
\$ -	\$ -	\$ -	\$ -	\$ -	\$ -	\$ -	\$ -
\$ -	\$ -	\$ -	\$ -	\$ -	\$ -	\$ -	\$ -
\$ -	\$ -	\$ -	\$ -	\$ -	\$ -	\$ -	\$ -
\$ -	\$ -	\$ -	\$ -	\$ -	\$ -	\$ -	\$ -
\$ -	\$ -	\$ -	\$ -	\$ -	\$ -	\$ -	\$ -
\$ -	\$ -	\$ -	\$ -	\$ -	\$ -	\$ -	\$ -
\$ -	\$ -	\$ -	\$ -	\$ -	\$ -	\$ -	\$ -
\$ -	\$ -	\$ -	\$ -	\$ -	\$ -	\$ -	\$ -
\$ -	\$ -	\$ -	\$ -	\$ -	\$ -	\$ -	\$ -
\$ -	\$ -	\$ -	\$ -	\$ -	\$ -	\$ -	\$ -
\$ -	\$ -	\$ -	\$ -	\$ -	\$ -	\$ -	\$ -
\$ -	\$ -	\$ -	\$ -	\$ -	\$ -	\$ -	\$ -
\$ -	\$ -	\$ -	\$ -	\$ -	\$ -	\$ -	\$ -
\$ -	\$ -	\$ -	\$ -	\$ -	\$ -	\$ -	\$ -
\$ -	\$ -	\$ -	\$ -	\$ -	\$ -	\$ -	\$ -
\$ -	\$ -	\$ -	\$ -	\$ -	\$ -	\$ -	\$ -
\$ -	\$ -						

GENERAL FUND ACCOUNTS COVERING THE PERIOD JULY 1, 2017, to JUNE 30, 2018  
ESTIMATE OF NEEDS FOR 2018-2019

EXHIBIT "A"

4c

Schedule 8(c), Report Of Prior Year's Expenditures				
	FISCAL YEAR ENDING JUNE 30, 2017			
DEPARTMENTS OF GOVERNMENT	RESERVES	WARRANTS	BALANCE	ORIGINAL
APPROPRIATED ACCOUNTS	6-30-2017	SINCE	LAPSED	APPROPRIATIONS
		ISSUED	APPROPRIATIONS	
<b>18 JUVENILE SHELTER BUREAU:</b>				
18a Personal Services	\$ -	\$ -	\$ -	\$ -
18b Part Time Help	\$ -	\$ -	\$ -	\$ -
18c Travel	\$ -	\$ -	\$ -	\$ -
18d Maintenance and Operation	\$ -	\$ -	\$ -	\$ -
18e Capital Outlay	\$ -	\$ -	\$ -	\$ -
18f Intergovernmental	\$ -	\$ -	\$ -	\$ -
18g Other -	\$ -	\$ -	\$ -	\$ -
18 Total	\$ -	\$ -	\$ -	\$ -
<b>19 DISTRICT COURT:</b>				
19a Personal Services	\$ -	\$ -	\$ -	\$ -
19b Part Time Help	\$ -	\$ -	\$ -	\$ -
19c Travel	\$ -	\$ -	\$ -	\$ -
19d Maintenance and Operation	\$ -	\$ -	\$ -	\$ -
19e Capital Outlay	\$ -	\$ -	\$ -	\$ -
19f Intergovernmental	\$ -	\$ -	\$ -	\$ -
19g Other -	\$ -	\$ -	\$ -	\$ -
19 Total	\$ -	\$ -	\$ -	\$ -
<b>20 GENERAL GOVERNMENT</b>				
20a Personal Services	\$ -	\$ -	\$ -	\$ 27,600.00
20b Part Time Help	\$ -	\$ -	\$ -	\$ -
20c Travel	\$ -	\$ -	\$ -	\$ -
20d Maintenance and Operation	\$ -	\$ -	\$ -	\$ -
20e Capital Outlay	\$ -	\$ -	\$ -	\$ 20,474.86
20f Intergovernmental	\$ -	\$ -	\$ -	\$ 75,000.00
20g Other - Contribution to Benefits	\$ -	\$ -	\$ -	\$ 210,000.00
20h Other - Reserve	\$ -	\$ -	\$ -	\$ 218,799.36
20i Other -	\$ -	\$ -	\$ -	\$ -
20j Other -	\$ -	\$ -	\$ -	\$ -
20 Total	\$ -	\$ -	\$ -	\$ 551,874.22
<b>21 EXCISE - EQUALIZATION BOARD:</b>				
21a Personal Services	\$ -	\$ -	\$ -	\$ 1,800.00
21b Part Time Help	\$ -	\$ -	\$ -	\$ -
21c Travel	\$ -	\$ -	\$ -	\$ 600.00
21d Maintenance and Operation	\$ -	\$ -	\$ -	\$ -
21e Capital Outlay	\$ -	\$ -	\$ -	\$ -
21f Intergovernmental	\$ -	\$ -	\$ -	\$ -
21g Other -	\$ -	\$ -	\$ -	\$ -
21 Total	\$ -	\$ -	\$ -	\$ 2,400.00
<b>22 COUNTY ELECTION EXPENSE:</b>				
22a Personal Services	\$ -	\$ -	\$ -	\$ 43,067.64
22b Part Time Help	\$ -	\$ -	\$ -	\$ 600.00
22c Travel	\$ -	\$ -	\$ -	\$ 250.00
22d Maintenance and Operation	\$ -	\$ -	\$ -	\$ 500.00
22e Capital Outlay	\$ -	\$ -	\$ -	\$ 50.00
22f Intergovernmental	\$ -	\$ -	\$ -	\$ -
22g Other -	\$ -	\$ -	\$ -	\$ -
22 Total	\$ -	\$ -	\$ -	\$ 44,467.64

### ESTIMATE OF NEEDS FOR 2018-2019

Page 4c

[illegible]

GENERAL FUND ACCOUNTS COVERING THE PERIOD JULY 1, 2017, to JUNE 30, 2018  
ESTIMATE OF NEEDS FOR 2018-2019

EXHIBIT "A"

4c

Schedule 8(e), Report Of Prior Year's Expenditures				
	FISCAL YEAR ENDING JUNE 30, 2017			
DEPARTMENTS OF GOVERNMENT	RESERVES	WARRANTS	BALANCE	ORIGINAL
APPROPRIATED ACCOUNTS	6-30-2017	SINCE	LAPSED	APPROPRIATIONS
		ISSUED	APPROPRIATIONS	
<b>28 CHARITY:</b>				
28a Personal Services	\$ -	\$ -	\$ -	\$ 17,805.42
28b Part Time Help	\$ -	\$ -	\$ -	\$ -
28c Travel	\$ -	\$ -	\$ -	\$ -
28d Maintenance and Operation	\$ -	\$ -	\$ -	\$ -
28e Capital Outlay	\$ -	\$ -	\$ -	\$ -
28f Intergovernmental	\$ -	\$ -	\$ -	\$ -
28g Other -	\$ -	\$ -	\$ -	\$ -
28 Total	\$ -	\$ -	\$ -	\$ 17,805.42
<b>29 FIRE FIGHTING SERVICES:</b>				
29a Personal Services	\$ -	\$ -	\$ -	\$ -
29b Part Time Help	\$ -	\$ -	\$ -	\$ -
29c Travel	\$ -	\$ -	\$ -	\$ -
29d Maintenance and Operation	\$ -	\$ -	\$ -	\$ -
29e Capital Outlay	\$ -	\$ -	\$ -	\$ -
29f Intergovernmental	\$ -	\$ -	\$ -	\$ -
29g Equipment Lease Rentals	\$ -	\$ -	\$ -	\$ -
29h Other -	\$ -	\$ -	\$ -	\$ -
29i Other -	\$ -	\$ -	\$ -	\$ -
29 Total	\$ -	\$ -	\$ -	\$ -
<b>30 RECORDING ACCOUNT:</b>				
30a Personal Services	\$ -	\$ -	\$ -	\$ -
30b Part Time Help	\$ -	\$ -	\$ -	\$ -
30c Travel	\$ -	\$ -	\$ -	\$ -
30d Maintenance and Operation	\$ -	\$ -	\$ -	\$ -
30e Capital Outlay	\$ -	\$ -	\$ -	\$ -
30f Intergovernmental	\$ -	\$ -	\$ -	\$ -
30g Other -	\$ -	\$ -	\$ -	\$ -
30 Total	\$ -	\$ -	\$ -	\$ -
<b>31 COUNTY ENGINEER:</b>				
31a Personal Services	\$ -	\$ -	\$ -	\$ -
31b Part Time Help	\$ -	\$ -	\$ -	\$ -
31c Travel	\$ -	\$ -	\$ -	\$ -
31d Maintenance and Operation	\$ -	\$ -	\$ -	\$ -
31e Capital Outlay	\$ -	\$ -	\$ -	\$ -
31f Intergovernmental	\$ -	\$ -	\$ -	\$ -
31g Other -	\$ -	\$ -	\$ -	\$ -
31h Other -	\$ -	\$ -	\$ -	\$ -
31 Total	\$ -	\$ -	\$ -	\$ -
<b>32 LIBRARY:</b>				
32a Personal Services	\$ -	\$ -	\$ -	\$ -
32b Part Time Help	\$ -	\$ -	\$ -	\$ -
32c Travel	\$ -	\$ -	\$ -	\$ -
32d Maintenance and Operation - Buffalo	\$ -	\$ -	\$ -	\$ -
32e Capital Outlay	\$ -	\$ -	\$ -	\$ -
32f Intergovernmental	\$ -	\$ -	\$ -	\$ -
32g Other - Laverne	\$ -	\$ -	\$ -	\$ -
32 Total	\$ -	\$ -	\$ -	\$ -



## Page 4e

Thursday, October 18, 2018

GENERAL FUND ACCOUNTS COVERING THE PERIOD JULY 1, 2017, to JUNE 30, 2018  
ESTIMATE OF NEEDS FOR 2018-2019

4i

EXHIBIT "A"

Schedule 8(i), Report Of Prior Year's Expenditures				
	FISCAL YEAR ENDING JUNE 30, 2017			
DEPARTMENTS OF GOVERNMENT	RESERVES	WARRANTS	BALANCE	ORIGINAL
APPROPRIATED ACCOUNTS	6-30-2017	SINCE	LAPSED	APPROPRIATIONS
		ISSUED	APPROPRIATIONS	
<b>80 HIGHWAY BUDGET ACCOUNT:</b>				
80a Personal Services	\$ -	\$ -	\$ -	\$ -
80b Part Time Help	\$ -	\$ -	\$ -	\$ -
80c Travel	\$ -	\$ -	\$ -	\$ -
80d Maintenance and Operation	\$ -	\$ -	\$ -	\$ -
80e Capital Outlay	\$ -	\$ -	\$ -	\$ -
80f Intergovernmental	\$ -	\$ -	\$ -	\$ -
80g Other -	\$ -	\$ -	\$ -	\$ -
80h Other -	\$ -	\$ -	\$ -	\$ -
80j Other -	\$ -	\$ -	\$ -	\$ -
80 Total	\$ -	\$ -	\$ -	\$ -
<b>82 COUNTY AUDIT BUDGET ACCOUNT:</b>				
82a Salaries and Expense of Audit and Report	\$ -	\$ -	\$ -	\$ 7,122.17
82b Intergovernmental	\$ -	\$ -	\$ -	\$ -
82c Other -	\$ -	\$ -	\$ -	\$ -
82 Total	\$ -	\$ -	\$ -	\$ 7,122.17
<b>83 COUNTY CEMETARY ACCOUNT:</b>				
83a Personal Services	\$ -	\$ -	\$ -	\$ -
83b Part Time Help	\$ -	\$ -	\$ -	\$ -
83c Travel	\$ -	\$ -	\$ -	\$ -
83d Maintenance and Operation	\$ -	\$ -	\$ -	\$ -
83e Capital Outlay	\$ -	\$ -	\$ -	\$ -
83f Intergovernmental	\$ -	\$ -	\$ -	\$ -
83g Other -	\$ -	\$ -	\$ -	\$ -
83h Other -	\$ -	\$ -	\$ -	\$ -
83 Total	\$ -	\$ -	\$ -	\$ -
<b>84 FREE FAIR BUDGET ACCOUNT:</b>				
84a Personal Services	\$ -	\$ -	\$ -	\$ -
84b Part Time Help	\$ -	\$ -	\$ -	\$ -
84c Travel	\$ -	\$ -	\$ -	\$ -
84d Maintenance and Operation	\$ -	\$ -	\$ -	\$ -
84e Capital Outlay	\$ -	\$ -	\$ -	\$ -
84f Intergovernmental	\$ -	\$ -	\$ -	\$ -
84g Premiums and Awards	\$ -	\$ -	\$ -	\$ -
84h Other -	\$ -	\$ -	\$ -	\$ -
84i Other -	\$ -	\$ -	\$ -	\$ -
84 Total	\$ -	\$ -	\$ -	\$ -
<b>86 FREE FAIR IMPROVEMENT ACCOUNT:</b>				
86a Personal Services	\$ -	\$ -	\$ -	\$ -
86b Part Time Help	\$ -	\$ -	\$ -	\$ -
86c Travel	\$ -	\$ -	\$ -	\$ -
86d Maintenance and Operation	\$ -	\$ -	\$ -	\$ -
86e Capital Outlay	\$ -	\$ -	\$ -	\$ -
86f Intergovernmental	\$ -	\$ -	\$ -	\$ -
86g Other -	\$ -	\$ -	\$ -	\$ -
86h Other -	\$ -	\$ -	\$ -	\$ -
86 Total	\$ -	\$ -	\$ -	\$ -

## ESTIMATE OF NEEDS FOR 2018-2019

**Page 4i**

[illegible]

GENERAL FUND ACCOUNTS COVERING THE PERIOD JULY 1, 2017, to JUNE 30, 2018  
ESTIMATE OF NEEDS FOR 2018-2019

4k

EXHIBIT "A"

Schedule 8(k), Report Of Prior Year's Expenditures				
DEPARTMENTS OF GOVERNMENT APPROPRIATED ACCOUNTS	FISCAL YEAR ENDING JUNE 30, 2017			ORIGINAL APPROPRIATIONS
	RESERVES	WARRANTS	BALANCE	
	6-30-2017	SINCE ISSUED	LAPSED APPROPRIATIONS	
<b>92 BUILDING MAINTENANCE ACCOUNT:</b>				
92a Personal Services	\$ -	\$ -	\$ -	\$ -
92b Part Time Help	\$ -	\$ -	\$ -	\$ -
92c Travel	\$ -	\$ -	\$ -	\$ -
92d Maintenance and Operation	\$ -	\$ -	\$ -	\$ -
92e Capital Outlay	\$ -	\$ -	\$ -	\$ -
92f Intergovernmental	\$ -	\$ -	\$ -	\$ -
92g Other -	\$ -	\$ -	\$ -	\$ -
92h Other -	\$ -	\$ -	\$ -	\$ -
92j Other -	\$ -	\$ -	\$ -	\$ -
92 Total	\$ -	\$ -	\$ -	\$ -
<b>93</b>				
93a Personal Services	\$ -	\$ -	\$ -	\$ -
93b Part Time Help	\$ -	\$ -	\$ -	\$ -
93c Travel	\$ -	\$ -	\$ -	\$ -
93d Maintenance and Operation	\$ -	\$ -	\$ -	\$ -
93e Capital Outlay	\$ -	\$ -	\$ -	\$ -
93f Intergovernmental	\$ -	\$ -	\$ -	\$ -
93g Other -	\$ -	\$ -	\$ -	\$ -
93h Other -	\$ -	\$ -	\$ -	\$ -
93 Total	\$ -	\$ -	\$ -	\$ -
<b>94</b>				
94a Personal Services	\$ -	\$ -	\$ -	\$ -
94b Part Time Help	\$ -	\$ -	\$ -	\$ -
94c Travel	\$ -	\$ -	\$ -	\$ -
94d Maintenance and Operation	\$ -	\$ -	\$ -	\$ -
94e Capital Outlay	\$ -	\$ -	\$ -	\$ -
94f Intergovernmental	\$ -	\$ -	\$ -	\$ -
94g Other -	\$ -	\$ -	\$ -	\$ -
94h Other -	\$ -	\$ -	\$ -	\$ -
94 Total	\$ -	\$ -	\$ -	\$ -
<b>98 OTHER USE:</b>				
98a Other Deductions	\$ -	\$ -	\$ -	\$ -
98 Total	\$ -	\$ -	\$ -	\$ -
<b>TOTAL GENERAL FUND ACCOUNT</b>	<b>\$ 3,696.34</b>	<b>\$ 1,513.82</b>	<b>\$ 2,182.52</b>	<b>\$ 1,265,021.25</b>
<b>SUBJECT TO WARRANT ISSUE:</b>				
99 Provision for Interest on Warrants	\$ -	\$ -	\$ -	\$ -
<b>GRAND TOTAL GENERAL FUND</b>	<b>\$ 3,696.34</b>	<b>\$ 1,513.82</b>	<b>\$ 2,182.52</b>	<b>\$ 1,265,021.25</b>

<b>ESTIMATE OF NEEDS FOR THE FISCAL YEAR</b>
<b>PURPOSE:</b>
Current Expense
Pro rata share of County Assessor's Budget as determined by County Excise Board
(This amount is included in the appropriated account "17 Revaluation of Real Property".)
<b>GRAND TOTAL - General Fund</b>

**Page 4k**

	Estimate of	Approved by
	Needs by	County
	Governing Board	Excise Board
	\$ 1,306,364.74	\$ 1,306,364.74
	\$ -	\$ -
	\$ 1,306,364.74	\$ 1,306,364.74



HIGHWAY FUND ACCOUNTS COVERING THE PERIOD JULY 1, 2017, to JUNE 30, 2018  
ESTIMATE OF NEEDS FOR 2018-2019

EXHIBIT "D"

1

Schedule 1, Current Balance Sheet - June 30, 2018	
	Amount
<b>ASSETS:</b>	
Cash Balance June 30, 2018	\$ 2,591,552.69
Investments	\$ -
<b>TOTAL ASSETS</b>	<b>\$ 2,591,552.69</b>
<b>LIABILITIES AND RESERVES:</b>	
Warrants Outstanding	\$ 140,534.47
Reserve for Interest on Warrants	\$ -
Reserves From Schedule 8	\$ 52,386.02
<b>TOTAL LIABILITIES AND RESERVES</b>	<b>\$ 192,920.49</b>
<b>CASH FUND BALANCE JUNE 30, 2018</b>	<b>\$ 2,398,632.20</b>
<b>TOTAL LIABILITIES, RESERVES AND CASH FUND BALANCE</b>	<b>\$ 2,591,552.69</b>

Schedule 5, Expenditures Highway Fund Cash Accounts of Current and All Prior Years	
CURRENT AND ALL PRIOR YEARS	2017-2018
Cash Balance Reported to Excise Board 6-30-2017	\$ -
Cash Fund Balance Transferred Out	\$ -
Cash Fund Balance Transferred In	\$ 2,380,909.40
Adjusted Cash Balance	\$ 2,380,909.40
Miscellaneous Revenue (Schedule 4)	\$ 2,563,265.73
Cash Fund Balance Forward From Preceding Year	\$ 6,860.85
Prior Expenditures Recovered	\$ -
<b>TOTAL RECEIPTS</b>	<b>\$ 2,570,126.58</b>
<b>TOTAL RECEIPTS AND BALANCE</b>	<b>\$ 4,951,035.98</b>
Warrants of Year in Caption	\$ 2,359,483.29
Interest Paid Thereon	\$ -
<b>TOTAL DISBURSEMENTS</b>	<b>\$ 2,359,483.29</b>
<b>CASH BALANCE JUNE 30, 2018</b>	<b>\$ 2,591,552.69</b>
Reserve for Warrants Outstanding	\$ 140,534.47
Reserve for Interest on Warrants	\$ -
Reserves From Schedule 8	\$ 52,386.02
<b>TOTAL LIABILITIES AND RESERVE</b>	<b>\$ 192,920.49</b>
<b>DEFICIT: (Red Figure)</b>	<b>\$ -</b>
<b>CASH BALANCE FORWARD TO SUCCEEDING YEAR</b>	<b>\$ 2,398,632.20</b>

Schedule 6, General Fund Warrant Account of Current and All Prior Years	
CURRENT AND ALL PRIOR YEARS	TOTAL
Warrants Outstanding 6-30-2017 of Year in Caption	\$ 197,877.66
Warrants Registered During Year	\$ 2,590,423.03
<b>TOTAL</b>	<b>\$ 2,788,300.69</b>
Warrants Paid During Year	\$ 2,647,766.22
Warrants Converted to Bonds or Judgements	\$ -
Warrants Cancelled	\$ -
Warrants Estopped by Statute	\$ -
<b>TOTAL WARRANTS RETIRED</b>	<b>\$ 2,647,766.22</b>
<b>BALANCE WARRANTS OUTSTANDING JUNE 30, 2018</b>	<b>\$ 140,534.47</b>

HIGHWAY FUND ACCOUNTS COVERING THE PERIOD JULY 1, 2017, to JUNE 30, 2018  
ESTIMATE OF NEEDS FOR 2018-2019

Page 1

Schedule 2, Revenue and Requirements - 2018-2019		
	Detail	Total
<b>REVENUE:</b>		
Cash Balance June 30, 2017	\$ 2,380,909.40	
Cash Fund Balance Transferred From Prior Years	\$ 6,860.85	
Miscellaneous Revenue Apportioned	\$ 2,563,265.73	
<b>TOTAL REVENUE</b>		\$ 4,951,035.98
<b>REQUIREMENTS:</b>		
Claims Paid by Warrants Issued & Transfer Fees Apportioned	\$ 2,500,017.76	
Reserves From Schedule 8	\$ 52,386.02	
Interest Paid on Warrants	\$ -	
Reserve for Interest on Warrants	\$ -	
<b>TOTAL REQUIREMENTS</b>		\$ 2,552,403.78
<b>ADD: CASH FUND BALANCE AS PER BALANCE SHEET 6-30-2018</b>		\$ 2,398,632.20
<b>TOTAL REQUIREMENTS AND CASH FUND BALANCE</b>		\$ 4,951,035.98

Schedule 5, (Continued)						
2016-2017	2015-2016	2014-2015	2013-2014	2012-2013	2011-2012	TOTAL
\$ 2,676,053.18	\$ -	\$ -	\$ -	\$ -	\$ -	\$ 2,676,053.18
\$ 2,380,909.40	\$ -	\$ -	\$ -	\$ -	\$ -	\$ 2,380,909.40
\$ -	\$ -	\$ -	\$ -	\$ -	\$ -	\$ 2,380,909.40
\$ 295,143.78	\$ -	\$ -	\$ -	\$ -	\$ -	\$ 2,676,053.18
\$ -	\$ -	\$ -	\$ -	\$ -	\$ -	\$ 2,563,265.73
\$ -	\$ -	\$ -	\$ -	\$ -	\$ -	\$ 6,860.85
\$ -	\$ -	\$ -	\$ -	\$ -	\$ -	\$ -
\$ -	\$ -	\$ -	\$ -	\$ -	\$ -	\$ 2,570,126.58
\$ 295,143.78	\$ -	\$ -	\$ -	\$ -	\$ -	\$ 5,246,179.76
\$ 288,282.93	\$ -	\$ -	\$ -	\$ -	\$ -	\$ 2,647,766.22
\$ -	\$ -	\$ -	\$ -	\$ -	\$ -	\$ -
\$ 288,282.93	\$ -	\$ -	\$ -	\$ -	\$ -	\$ 2,647,766.22
\$ 6,860.85	\$ -	\$ -	\$ -	\$ -	\$ -	\$ 2,598,413.54
\$ -	\$ -	\$ -	\$ -	\$ -	\$ -	\$ 140,534.47
\$ -	\$ -	\$ -	\$ -	\$ -	\$ -	\$ -
\$ -	\$ -	\$ -	\$ -	\$ -	\$ -	\$ 52,386.02
\$ -	\$ -	\$ -	\$ -	\$ -	\$ -	\$ 192,920.49
\$ -	\$ -	\$ -	\$ -	\$ -	\$ -	\$ -
\$ 6,860.85	\$ -	\$ -	\$ -	\$ -	\$ -	\$ 2,405,493.05

Schedule 6, (Continued)						
2017-2018	2016-2017	2015-2016	2014-2015	2013-2014	2012-2013	2011-2012
	\$ 197,877.66	\$ -	\$ -	\$ -	\$ -	\$ -
\$ 2,500,017.76	\$ 90,405.27	\$ -	\$ -	\$ -	\$ -	\$ -
\$ 2,500,017.76	\$ 288,282.93	\$ -	\$ -	\$ -	\$ -	\$ -
\$ 2,359,483.29	\$ 288,282.93	\$ -	\$ -	\$ -	\$ -	\$ -
\$ -	\$ -	\$ -	\$ -	\$ -	\$ -	\$ -
\$ -	\$ -	\$ -	\$ -	\$ -	\$ -	\$ -
\$ -	\$ -	\$ -	\$ -	\$ -	\$ -	\$ -
\$ 2,359,483.29	\$ 288,282.93	\$ -	\$ -	\$ -	\$ -	\$ -
\$ 140,534.47	\$ -	\$ -	\$ -	\$ -	\$ -	\$ -

HIGHWAY FUND ACCOUNTS COVERING THE PERIOD JULY 1, 2017, to JUNE 30, 2018  
ESTIMATE OF NEEDS FOR 2018-2019

EXHIBIT "D"

2a

Schedule 4, Miscellaneous Revenue		
SOURCE	2017-2018 ACCOUNT	
	AMOUNT	ACTUALLY
	ESTIMATED	COLLECTED
<b>1000 CHARGES FOR SERVICES</b>		
1116 County Engineer Fees	\$ -	\$ -
1118 Other -	\$ -	\$ -
1119 Other -	\$ -	\$ -
1120 Other -	\$ -	\$ -
Total Charges For Services	\$ -	\$ -
<b>INTERGOVERNMENTAL REVENUES:</b>		
<b>2000 INTERGOVERNMENTAL REVENUES - LOCAL SOURCES:</b>		
2118 O.S.U. Extension Reimbursement	\$ -	\$ -
2121 Highway Budget Account Miscellaneous	\$ -	\$ -
2122 Local Participation (Project)	\$ -	\$ -
2123 Other - TRANSFER FROM T-9 RESTRICTED HIGHWAY	\$ -	\$ -
2124 Other - TRANSFER TO COUNTY GENERAL FUND	\$ -	\$ -
Total - Local Sources	\$ -	\$ -
<b>3000 INTERGOVERNMENTAL REVENUES - STATE SOURCES:</b>		
3120 County Sales Tax - OTC	\$ -	\$ -
3121 OTC- (0912) Gross Production Tax For Roads - Unrestricted	\$ -	\$ 240,808.19
3122 OTC- (1212) Diesel Fuel T68 Sec 500.7 4B For Roads - Unrestricted	\$ -	\$ -
3123 OTC- (2012) Diesel Fuel T68 Sec 500.7 4D For Roads - Unrestricted	\$ -	\$ -
3124 OTC- (1612) Diesel Fuel - Restricted Road Maintenance - Primary	\$ -	\$ -
3125 OTC- (1112) Diesel Fuel T68 Sec 500.7 4C For Roads - Restricted	\$ -	\$ -
3126 OTC- (1012) Diesel Fuel T68 Sec 500.7 4A For Roads - Unrestricted	\$ -	\$ 333,284.49
3127 OTC- (0312) Gas Excise T68 Sec 500.6 4D For Roads - Unrestricted	\$ -	\$ -
3128 OTC- (1412) Gas Excise T68 Sec 500.6 4B For Roads - Unrestricted	\$ -	\$ -
3129 OTC- (2112) Gas Excise T68 Sec 500.6 4E For Roads - Unrestricted	\$ -	\$ -
3130 OTC- (1712) Gas Excise - Restricted Road Maintenance - Primary	\$ -	\$ -
3131 OTC- (0212) Gas Excise T68 Sec 500.6 4C For Roads - Restricted	\$ -	\$ -
3132 OTC- (0112) Gas Excise T68 Sec 500.6 4A For Roads - Unrestricted	\$ -	\$ 893,380.75
3133 OTC- (0612) Special Fuel Use Tax 1/2¢ For Roads - Unrestricted	\$ -	\$ -
3134 OTC- (0712) Special Fuel .06¢ HB1061 For Roads -Unrestricted	\$ -	\$ 12.38
3135 OTC- (0512) Special Fuel Tax 1¢ HB549 For Roads - Unrestricted	\$ -	\$ -
3136 OTC- (COR ) Special Fuel 1/2¢ HB1450 For Roads - Unrestricted	\$ -	\$ -
3137 OTC- (1912) Special Fuel-Restricted Road Maintenance - Primary	\$ -	\$ -
3138 OTC- (0412) Special Fuel Use Tax .065¢ For Roads - Unrestricted	\$ -	\$ -
3139 OTC- (0812) Motor Vehicle Collections For Roads - Unrestricted	\$ -	\$ 473,736.36
3140 OTC- (1812) Motor Vehicle Collections / County Roads - Restricted	\$ -	\$ 169,471.96
3141 OTC- (1312) Motor Vehicle Collections / Roads CRIF - Unrestricted	\$ -	\$ 246,980.62
3142 OTC- ( ) Other -	\$ -	\$ -
3143 OTC- ( ) Other -	\$ -	\$ -
3143 OTC- ( ) Other -	\$ -	\$ -
Sub-Total - OTC	\$ -	\$ 2,357,674.75
3219 State Grants	\$ -	\$ 67,068.40
3221 Civil Defense Reimbursement	\$ -	\$ -
3222 Emergency Management Reimbursement	\$ -	\$ -
3224 Tick Et Total Miscellaneous Revenue	\$ -	\$ -
3226 State Participation (Project)	\$ -	\$ -
3227 Other -	\$ -	\$ -
3228 Other -	\$ -	\$ -
Total State Sources	\$ -	\$ 2,424,743.15

Continued on page 2b

Friday, October 19, 2018

### ESTIMATE OF NEEDS FOR 2018-2019

Page 2a

2017-2018 ACCOUNT		2018-2019 ACCOUNT		
OVER (UNDER)	BASIS AND LIMIT OF ENSUING ESTIMATE	CHARGEABLE	ESTIMATED BY	APPROVED BY
		INCOME	GOVERNING BOARD	EXCISE BOARD
\$ -	90.00%	\$ -	\$ -	\$ -
\$ -	90.00%	\$ -	\$ -	\$ -
\$ -	90.00%	\$ -	\$ -	\$ -
\$ -	90.00%	\$ -	\$ -	\$ -
\$ -		\$ -	\$ -	\$ -
\$ -	90.00%	\$ -	\$ -	\$ -
\$ -	90.00%	\$ -	\$ -	\$ -
\$ -	90.00%	\$ -	\$ -	\$ -
\$ -	90.00%	\$ -	\$ -	\$ -
\$ -	90.00%	\$ -	\$ -	\$ -
\$ -		\$ -	\$ -	\$ -
\$ -	90.00%	\$ -	\$ -	\$ -
\$ 240,808.19	0.00%	\$ -	\$ -	\$ -
\$ -	90.00%	\$ -	\$ -	\$ -
\$ -	90.00%	\$ -	\$ -	\$ -
\$ -	90.00%	\$ -	\$ -	\$ -
\$ -	90.00%	\$ -	\$ -	\$ -
\$ -	90.00%	\$ -	\$ -	\$ -
\$ 333,284.49	0.00%	\$ -	\$ -	\$ -
\$ -	90.00%	\$ -	\$ -	\$ -
\$ -	90.00%	\$ -	\$ -	\$ -
\$ -	90.00%	\$ -	\$ -	\$ -
\$ -	90.00%	\$ -	\$ -	\$ -
\$ -	90.00%	\$ -	\$ -	\$ -
\$ 893,380.75	0.00%	\$ -	\$ -	\$ -
\$ -	90.00%	\$ -	\$ -	\$ -
\$ 12.38	0.00%	\$ -	\$ -	\$ -
\$ -	90.00%	\$ -	\$ -	\$ -
\$ -	90.00%	\$ -	\$ -	\$ -
\$ -	90.00%	\$ -	\$ -	\$ -
\$ -	90.00%	\$ -	\$ -	\$ -
\$ 473,736.36	90.00%	\$ -	\$ -	\$ -
\$ 169,471.96	90.00%	\$ -	\$ -	\$ -
\$ 246,980.62	90.00%	\$ -	\$ -	\$ -
\$ -	90.00%	\$ -	\$ -	\$ -
\$ -	90.00%	\$ -	\$ -	\$ -
\$ -	90.00%	\$ -	\$ -	\$ -
\$ 2,357,674.75		\$ -	\$ -	\$ -
\$ 67,068.40	0.00%	\$ -	\$ -	\$ -
\$ -	90.00%	\$ -	\$ -	\$ -
\$ -	90.00%	\$ -	\$ -	\$ -
\$ -	90.00%	\$ -	\$ -	\$ -
\$ -	90.00%	\$ -	\$ -	\$ -
\$ -	90.00%	\$ -	\$ -	\$ -
\$ -	90.00%	\$ -	\$ -	\$ -
\$ -	90.00%	\$ -	\$ -	\$ -
\$ 2,424,743.15		\$ -	\$ -	\$ -

HIGHWAY FUND ACCOUNTS COVERING THE PERIOD JULY 1, 2017, to JUNE 30, 2018  
ESTIMATE OF NEEDS FOR 2018-2019

EXHIBIT "D"

2b

Schedule 4, Miscellaneous Revenue		
SOURCE	2017-2018 ACCOUNT	
	AMOUNT ESTIMATED	ACTUALLY COLLECTED
Continued from page 2a		
<b>4000 INTERGOVERNMENTAL REVENUES - FEDERAL SOURCES:</b>		
4112 Federal Grants	\$ -	\$ -
4113 J.T.P.A. Salary Reimbursement	\$ -	\$ -
4114 Federal Emergency Management Agency (FEMA)	\$ -	\$ -
4115 Federal Participation (Project)	\$ -	\$ -
4116 Other -	\$ -	\$ -
4117 Other -	\$ -	\$ -
Total Federal Sources	\$ -	\$ -
Grand Total Intergovernmental Revenues	\$ -	\$ 2,424,743.15
<b>5000 MISCELLANEOUS REVENUE:</b>		
5111 Interest on Investments	\$ -	\$ -
5112 Rental or Lease of County Property ROAD CROSSING	\$ -	\$ 5,490.00
5113 Sale of County Property	\$ -	\$ 37,908.40
5114 Royalty	\$ -	\$ -
5116 Insurance Recoveries	\$ -	\$ -
5117 Insurance Reimbursement	\$ -	\$ 2,000.00
5126 Vending Machine Commissions	\$ -	\$ -
5127 Other Concessions EMG MGT PERFORMANCE	\$ -	\$ 91,775.18
5129 Refunds and Reimbursements	\$ -	\$ 25.90
5130 Other -	\$ -	\$ -
5131 Other - DIVIDENDS	\$ -	\$ 1,323.10
Total Miscellaneous Revenue	\$ -	\$ 138,522.58
<b>6000 NON-REVENUE RECEIPTS:</b>		
6111 Contributions from Other Funds	\$ -	\$ -
Grand Total Highway Fund	\$ -	\$ 2,563,265.73

Schedule 9, Highway Fund Investments						
INVESTED IN	Investments on Hand June 30, 2017	Since Purchased	LIQUIDATIONS		Barred by Court Order	Investments on Hand June 30, 2018
			By Collections of Cost	Amortized Premium		
	\$ -	\$ -	\$ -	\$ -	\$ -	\$ -
	\$ -	\$ -	\$ -	\$ -	\$ -	\$ -
	\$ -	\$ -	\$ -	\$ -	\$ -	\$ -
	\$ -	\$ -	\$ -	\$ -	\$ -	\$ -
	\$ -	\$ -	\$ -	\$ -	\$ -	\$ -
	\$ -	\$ -	\$ -	\$ -	\$ -	\$ -
	\$ -	\$ -	\$ -	\$ -	\$ -	\$ -
	\$ -	\$ -	\$ -	\$ -	\$ -	\$ -
	\$ -	\$ -	\$ -	\$ -	\$ -	\$ -
	\$ -	\$ -	\$ -	\$ -	\$ -	\$ -
	\$ -	\$ -	\$ -	\$ -	\$ -	\$ -
	\$ -	\$ -	\$ -	\$ -	\$ -	\$ -
<b>TOTAL INVESTMENTS</b>	\$ -	\$ -	\$ -	\$ -	\$ -	\$ -

HIGHWAY FUND ACCOUNTS COVERING THE PERIOD JULY 1, 2017, to JUNE 30, 2018  
ESTIMATE OF NEEDS FOR 2018-2019

Page 2b

2017-2018 ACCOUNT OVER (UNDER)	BASIS AND LIMIT OF ENSUING ESTIMATE	2018-2019 ACCOUNT		
		CHARGEABLE INCOME	ESTIMATED BY GOVERNING BOARD	APPROVED BY EXCISE BOARD
\$ -	90.00%	\$ -	\$ -	\$ -
\$ -	90.00%	\$ -	\$ -	\$ -
\$ -	90.00%	\$ -	\$ -	\$ -
\$ -	90.00%	\$ -	\$ -	\$ -
\$ -	90.00%	\$ -	\$ -	\$ -
\$ -	90.00%	\$ -	\$ -	\$ -
\$ -	90.00%	\$ -	\$ -	\$ -
\$ 2,424,743.15		\$ -	\$ -	\$ -
\$ -	90.00%	\$ -	\$ -	\$ -
\$ 5,490.00	0.00%	\$ -	\$ -	\$ -
\$ 37,908.40	0.00%	\$ -	\$ -	\$ -
\$ -	90.00%	\$ -	\$ -	\$ -
\$ -	90.00%	\$ -	\$ -	\$ -
\$ 2,000.00	0.00%	\$ -	\$ -	\$ -
\$ -	90.00%	\$ -	\$ -	\$ -
\$ 91,775.18	0.00%	\$ -	\$ -	\$ -
\$ 25.90	0.00%	\$ -	\$ -	\$ -
\$ -	90.00%	\$ -	\$ -	\$ -
\$ 1,323.10	0.00%	\$ -	\$ -	\$ -
\$ 138,522.58		\$ -	\$ -	\$ -
\$ -	90.00%	\$ -	\$ -	\$ -
\$ 2,563,265.73		\$ -	\$ -	\$ -

HIGHWAY FUND ACCOUNTS COVERING THE PERIOD JULY 1, 2017, to JUNE 30, 2018  
ESTIMATE OF NEEDS FOR 2018-2019

EXHIBIT "D"

3b

Schedule 8(b), Report Of Prior Year's Expenditures				
	FISCAL YEAR ENDING JUNE 30, 2017			
DEPARTMENTS OF GOVERNMENT	RESERVES	WARRANTS	BALANCE	ORIGINAL
APPROPRIATED ACCOUNTS	6-30-2017	SINCE	LAPSED	APPROPRIATIONS
		ISSUED	APPROPRIATIONS	
<b>92 UNRESTRICTED HIGHWAY BUDGET ACCOUNT:</b>				
92a Personal Services	\$ -	\$ -	\$ -	\$ 1,059,631.47
92b Part Time Help	\$ -	\$ -	\$ -	\$ -
92c Travel	\$ -	\$ -	\$ -	\$ 37,885.59
92d Maintenance and Operation	\$ 25,411.63	\$ 18,550.78	\$ 6,860.85	\$ 2,047,433.70
92e Capital Outlay	\$ 71,854.49	\$ 71,854.49	\$ -	\$ 645,482.99
92f Intergovernmental	\$ -	\$ -	\$ -	\$ 84,805.67
92g Machinery and Equipment Lease Rental	\$ -	\$ -	\$ -	\$ 305,316.84
92h Other - GROUP INS BENEFITS	\$ -	\$ -	\$ -	\$ 393,138.16
92j Other - LIAB INS T-8	\$ -	\$ -	\$ -	\$ 219,867.54
92 Total	\$ 97,266.12	\$ 90,405.27	\$ 6,860.85	\$ 4,793,561.96
<b>93 RESTRICTED HIGHWAY BUDGET ACCOUNT:</b>				
93a Personal Services	\$ -	\$ -	\$ -	\$ -
93b Part Time Help	\$ -	\$ -	\$ -	\$ -
93c Travel	\$ -	\$ -	\$ -	\$ -
93d Maintenance and Operation	\$ -	\$ -	\$ -	\$ -
93e Capital Outlay	\$ -	\$ -	\$ -	\$ -
93f Intergovernmental	\$ -	\$ -	\$ -	\$ -
93g Other -	\$ -	\$ -	\$ -	\$ -
93h Other -	\$ -	\$ -	\$ -	\$ -
93 Total	\$ -	\$ -	\$ -	\$ -
<b>94 PRIMARY ROADS HIGHWAY BUDGET ACCOUNT:</b>				
94a Personal Services	\$ -	\$ -	\$ -	\$ -
94b Part Time Help	\$ -	\$ -	\$ -	\$ -
94c Travel	\$ -	\$ -	\$ -	\$ -
94d Maintenance and Operation	\$ -	\$ -	\$ -	\$ -
94e Capital Outlay	\$ -	\$ -	\$ -	\$ -
94f Intergovernmental	\$ -	\$ -	\$ -	\$ -
94g Other -	\$ -	\$ -	\$ -	\$ -
94h Other -	\$ -	\$ -	\$ -	\$ -
94 Total	\$ -	\$ -	\$ -	\$ -
<b>98 OTHER USE:</b>				
98a Other Deductions TRANSFER TO EMG MGMT	\$ -	\$ -	\$ -	\$ -
98 Total	\$ -	\$ -	\$ -	\$ -
<b>TOTAL HIGHWAY FUND ACCOUNT</b>	<b>\$ 97,266.12</b>	<b>\$ 90,405.27</b>	<b>\$ 6,860.85</b>	<b>\$ 4,793,561.96</b>
<b>SUBJECT TO WARRANT ISSUE:</b>				
99 Provision for Interest on Warrants	\$ -	\$ -	\$ -	\$ -
<b>GRAND TOTAL HIGHWAY FUND</b>	<b>\$ 97,266.12</b>	<b>\$ 90,405.27</b>	<b>\$ 6,860.85</b>	<b>\$ 4,793,561.96</b>

<b>ESTIMATE OF NEEDS FOR THE FISCAL YEAR</b>
<b>PURPOSE:</b>
Current Expense
Highway Funds are appropriated monthly. Funds cannot be encumbered until appropriations are made.
The "Governmental Budget Accounts" for Fiscal Year 2018-2019, are presented for financial forecasting purposes only!
<b>GRAND TOTAL - CO-OP FUND</b>

## ESTIMATE OF NEEDS FOR 2018-2019

Page 3b

[illegible]

	Estimate of	Approved by
	Needs by	County
	Governing Board	Excise Board
	\$ -	\$ -
	\$ -	\$ -



SPECIAL REVENUE FUND ACCOUNTS COVERING THE PERIOD JULY 1, 2017, to JUNE 30, 2018  
ESTIMATE OF NEEDS FOR 2018-2019

EXHIBIT "I"

Page 1

Special Revenue Fund Accounts:	CLERK SPECIAL Fund	TREAS SPEC Fund	VISUAL INSPECT Fund
Schedule 1, Detail of Bond and Coupon Indebtedness as of June 30, 2018	2017-2018	2017-2018	2017-2018
CURRENT YEAR	Amount	Amount	Amount
<b>ASSETS:</b>			
Cash Balance June 30, 2018	\$ 18,776.56	\$ 5,390.45	\$ 12,647.31
Investments	\$ -	\$ -	\$ -
<b>TOTAL ASSETS</b>	\$ 18,776.56	\$ 5,390.45	\$ 12,647.31
<b>LIABILITIES AND RESERVES:</b>			
Warrants Outstanding	\$ 2,844.31	\$ -	\$ -
Reserve for Interest on Warrants	\$ -	\$ -	\$ -
Reserves From Schedule 8	\$ 49.14	\$ -	\$ -
<b>TOTAL LIABILITIES AND RESERVES</b>	\$ 2,893.45	\$ -	\$ -
<b>CASH FUND BALANCE JUNE 30, 2018</b>	\$ 15,883.11	\$ 5,390.45	\$ 12,647.31
<b>TOTAL LIABILITIES, RESERVES AND CASH FUND BALANCE</b>	\$ 18,776.56	\$ 5,390.45	\$ 12,647.31

Schedule 5, Expenditures Special Revenue Fund Accounts of Current Year	2017-2018	2017-2018	2017-2018
CURRENT YEAR	Amount	Amount	Amount
Cash Balance Reported to Excise Board 6-30-2017	\$ -	\$ -	\$ -
Cash Fund Balance Transferred Out	\$ -	\$ -	\$ -
Cash Fund Balance Transferred In	\$ 20,523.40	\$ 4,855.32	\$ 12,647.31
Adjusted Cash Balance	\$ 20,523.40	\$ 4,855.32	\$ 12,647.31
Ad Valorem Tax Apportioned To Year In Caption	\$ -	\$ -	\$ -
Miscellaneous Revenue (Schedule 4)	\$ 15,953.24	\$ 915.00	\$ -
Cash Fund Balance Forward From Preceding Year	\$ 0.03	\$ -	\$ -
Prior Expenditures Recovered	\$ -	\$ -	\$ -
<b>TOTAL RECEIPTS</b>	\$ 15,953.27	\$ 915.00	\$ -
<b>TOTAL RECEIPTS AND BALANCE</b>	\$ 36,476.67	\$ 5,770.32	\$ 12,647.31
Warrants of Year in Caption	\$ 17,700.11	\$ 379.87	\$ -
Interest Paid Thereon	\$ -	\$ -	\$ -
<b>TOTAL DISBURSEMENTS</b>	\$ 17,700.11	\$ 379.87	\$ -
<b>CASH BALANCE JUNE 30, 2018</b>	\$ 18,776.56	\$ 5,390.45	\$ 12,647.31
Reserve for Warrants Outstanding	\$ 2,844.31	\$ -	\$ -
Reserve for Interest on Warrants	\$ -	\$ -	\$ -
Reserves From Schedule 8	\$ 49.14	\$ -	\$ -
<b>TOTAL LIABILITIES AND RESERVE</b>	\$ 2,893.45	\$ -	\$ -
<b>DEFICIT: (Red Figure)</b>	\$ -	\$ -	\$ -
<b>CASH FUND BALANCE FORWARD TO SUCCEEDING YEAR</b>	\$ 15,883.11	\$ 5,390.45	\$ 12,647.31

Schedule 6, Special Revenue Fund Warrant Accounts of Current Year	2017-2018	2017-2018	2017-2018
CURRENT YEAR	Amount	Amount	Amount
Warrants Outstanding 6-30-2017 of Year in Caption	\$ -	\$ -	\$ -
Warrants Registered During Year	\$ 20,544.42	\$ 379.87	\$ -
<b>TOTAL</b>	\$ 20,544.42	\$ 379.87	\$ -
Warrants Paid During Year	\$ 17,700.11	\$ 379.87	\$ -
Warrants Coverted to Bonds or Judgements	\$ -	\$ -	\$ -
Warrants Cancelled	\$ -	\$ -	\$ -
Warrants Estopped by Statute	\$ -	\$ -	\$ -
<b>TOTAL WARRANTS RETIRED</b>	\$ 17,700.11	\$ 379.87	\$ -
<b>BALANCE WARRANTS OUTSTANDING JUNE 30, 2018</b>	\$ 2,844.31	\$ -	\$ -

**SPECIAL REVENUE FUND ACCOUNTS COVERING THE PERIOD JULY 1, 2017, to JUNE 30, 2018  
ESTIMATE OF NEEDS FOR 2018-2019**

**EXHIBIT "I"**

ASSESSOR REVOLVE Fund	SHERIFF SERVICE Fund	SHERIFF DOC Fund	BRIDGE MONEY Fund	LAW LIBRARY Fund	RESALE Fund	
2017-2018	2017-2018	2017-2018	2017-2018	2017-2018	2017-2018	
Amount	Amount	Amount	Amount	Amount	Amount	Total
\$ 5,837.53	\$ 45,399.65	\$ 9,975.86	\$ 1,501,728.26	\$ 5,479.88	\$ 55,467.11	\$ 1,660,702.61
\$ -	\$ -	\$ -	\$ -	\$ -	\$ -	\$ -
\$ 5,837.53	\$ 45,399.65	\$ 9,975.86	\$ 1,501,728.26	\$ 5,479.88	\$ 55,467.11	\$ 1,660,702.61
\$ 16.00	\$ 9,054.50	\$ 1,742.21	\$ 5,617.44	\$ 72.00	\$ 2,909.64	\$ 22,256.10
\$ -	\$ -	\$ -	\$ -	\$ -	\$ -	\$ -
\$ 163.01	\$ 160.00	\$ -	\$ 25,900.00	\$ -	\$ -	\$ 26,272.15
\$ 179.01	\$ 9,214.50	\$ 1,742.21	\$ 31,517.44	\$ 72.00	\$ 2,909.64	\$ 48,528.25
\$ 5,658.52	\$ 36,185.15	\$ 8,233.65	\$ 1,470,210.82	\$ 5,407.88	\$ 52,557.47	\$ 1,612,174.36
\$ 5,837.53	\$ 45,399.65	\$ 9,975.86	\$ 1,501,728.26	\$ 5,479.88	\$ 55,467.11	\$ 1,660,702.61

2017-2018	2017-2018	2017-2018	2017-2018	2017-2018	2017-2018	
Amount	Amount	Amount	Amount	Amount	Amount	TOTAL
\$ -	\$ -	\$ -	\$ -	\$ -	\$ -	\$ -
\$ -	\$ -	\$ -	\$ -	\$ -	\$ -	\$ -
\$ 5,053.24	\$ 67,413.01	\$ 9,935.08	\$ 1,285,941.92	\$ 5,384.89	\$ 66,681.20	\$ 1,478,435.37
\$ 5,053.24	\$ 67,413.01	\$ 9,935.08	\$ 1,285,941.92	\$ 5,384.89	\$ 66,681.20	\$ 1,478,435.37
\$ -	\$ -	\$ -	\$ -	\$ -	\$ -	\$ -
\$ 2,492.50	\$ 11,292.62	\$ 1,242.00	\$ 265,615.52	\$ 7,370.97	\$ 25,292.89	\$ 330,174.74
\$ -	\$ -	\$ 653.40	\$ 1,124.13	\$ -	\$ -	\$ 1,777.56
\$ -	\$ -	\$ -	\$ -	\$ -	\$ -	\$ -
\$ 2,492.50	\$ 11,292.62	\$ 1,895.40	\$ 266,739.65	\$ 7,370.97	\$ 25,292.89	\$ 331,952.30
\$ 7,545.74	\$ 78,705.63	\$ 11,830.48	\$ 1,552,681.57	\$ 12,755.86	\$ 91,974.09	\$ 1,810,387.67
\$ 1,708.21	\$ 33,305.98	\$ 1,854.62	\$ 50,953.31	\$ 7,275.98	\$ 36,506.98	\$ 149,685.06
\$ -	\$ -	\$ -	\$ -	\$ -	\$ -	\$ -
\$ 1,708.21	\$ 33,305.98	\$ 1,854.62	\$ 50,953.31	\$ 7,275.98	\$ 36,506.98	\$ 149,685.06
\$ 5,837.53	\$ 45,399.65	\$ 9,975.86	\$ 1,501,728.26	\$ 5,479.88	\$ 55,467.11	\$ 1,660,702.61
\$ 16.00	\$ 9,054.50	\$ 1,742.21	\$ 5,617.44	\$ 72.00	\$ 2,909.64	\$ 22,256.10
\$ -	\$ -	\$ -	\$ -	\$ -	\$ -	\$ -
\$ 163.01	\$ 160.00	\$ -	\$ 25,900.00	\$ -	\$ -	\$ 26,272.15
\$ 179.01	\$ 9,214.50	\$ 1,742.21	\$ 31,517.44	\$ 72.00	\$ 2,909.64	\$ 48,528.25
\$ -	\$ -	\$ -	\$ -	\$ -	\$ -	\$ -
\$ 5,658.52	\$ 36,185.15	\$ 8,233.65	\$ 1,470,210.82	\$ 5,407.88	\$ 52,557.47	\$ 1,612,174.36

2017-2018	2017-2018	2017-2018	2017-2018	2017-2018	2017-2018	
Amount	Amount	Amount	Amount	Amount	Amount	TOTAL
\$ -	\$ -	\$ -	\$ -	\$ -	\$ -	\$ -
\$ 1,724.21	\$ 42,360.48	\$ 3,596.83	\$ 56,570.75	\$ 7,347.98	\$ 39,416.62	\$ 171,941.16
\$ 1,724.21	\$ 42,360.48	\$ 3,596.83	\$ 56,570.75	\$ 7,347.98	\$ 39,416.62	\$ 171,941.16
\$ 1,708.21	\$ 33,305.98	\$ 1,854.62	\$ 50,953.31	\$ 7,275.98	\$ 36,506.98	\$ 149,685.06
\$ -	\$ -	\$ -	\$ -	\$ -	\$ -	\$ -
\$ -	\$ -	\$ -	\$ -	\$ -	\$ -	\$ -
\$ -	\$ -	\$ -	\$ -	\$ -	\$ -	\$ -
\$ 1,708.21	\$ 33,305.98	\$ 1,854.62	\$ 50,953.31	\$ 7,275.98	\$ 36,506.98	\$ 149,685.06
\$ 16.00	\$ 9,054.50	\$ 1,742.21	\$ 5,617.44	\$ 72.00	\$ 2,909.64	\$ 22,256.10

SPECIAL REVENUE FUND ACCOUNTS COVERING THE PERIOD JULY 1, 2017, to JUNE 30, 2018  
ESTIMATE OF NEEDS FOR 2018-2019

EXHIBIT "I"

Page 1

Special Revenue Fund Accounts:	SELMAN FIRE Fund	E 911 Fund	COURT CLERK Fund
Schedule 1, Detail of Bond and Coupon Indebtedness as of June 30, 2018	2017-2018	2017-2018	2017-2018
CURRENT YEAR	Amount	Amount	Amount
<b>ASSETS:</b>			
Cash Balance June 30, 2018	\$ 10,757.02	\$ 386,330.29	\$ 1,915.76
Investments	\$ -	\$ -	\$ -
<b>TOTAL ASSETS</b>	\$ 10,757.02	\$ 386,330.29	\$ 1,915.76
<b>LIABILITIES AND RESERVES:</b>			
Warrants Outstanding	\$ 614.38	\$ -	\$ -
Reserve for Interest on Warrants	\$ -	\$ -	\$ -
Reserves From Schedule 8	\$ 1,010.15	\$ -	\$ -
<b>TOTAL LIABILITIES AND RESERVES</b>	\$ 1,624.53	\$ -	\$ -
<b>CASH FUND BALANCE JUNE 30, 2018</b>	\$ 9,132.49	\$ 386,330.29	\$ 1,915.76
<b>TOTAL LIABILITIES, RESERVES AND CASH FUND BALANCE</b>	\$ 10,757.02	\$ 386,330.29	\$ 1,915.76

Schedule 5, Expenditures Special Revenue Fund Accounts of Current Year	2017-2018	2017-2018	2017-2018
CURRENT YEAR	Amount	Amount	Amount
Cash Balance Reported to Excise Board 6-30-2017	\$ -	\$ -	\$ -
Cash Fund Balance Transferred Out	\$ -	\$ -	\$ -
Cash Fund Balance Transferred In	\$ 11,934.57	\$ 316,159.34	\$ 1,915.76
Adjusted Cash Balance	\$ 11,934.57	\$ 316,159.34	\$ 1,915.76
Ad Valorem Tax Apportioned To Year In Caption	\$ -	\$ -	\$ -
Miscellaneous Revenue (Schedule 4)	\$ 7,780.10	\$ 73,115.95	\$ -
Cash Fund Balance Forward From Preceding Year	\$ -	\$ -	\$ -
Prior Expenditures Recovered	\$ -	\$ -	\$ -
<b>TOTAL RECEIPTS</b>	\$ 7,780.10	\$ 73,115.95	\$ -
<b>TOTAL RECEIPTS AND BALANCE</b>	\$ 19,714.67	\$ 389,275.29	\$ 1,915.76
Warrants of Year in Caption	\$ 8,957.65	\$ 2,945.00	\$ -
Interest Paid Thereon	\$ -	\$ -	\$ -
<b>TOTAL DISBURSEMENTS</b>	\$ 8,957.65	\$ 2,945.00	\$ -
<b>CASH BALANCE JUNE 30, 2018</b>	\$ 10,757.02	\$ 386,330.29	\$ 1,915.76
Reserve for Warrants Outstanding	\$ 614.38	\$ -	\$ -
Reserve for Interest on Warrants	\$ -	\$ -	\$ -
Reserves From Schedule 8	\$ 1,010.15	\$ -	\$ -
<b>TOTAL LIABILITIES AND RESERVE</b>	\$ 1,624.53	\$ -	\$ -
<b>DEFICIT: (Red Figure)</b>	\$ -	\$ -	\$ -
<b>CASH FUND BALANCE FORWARD TO SUCCEEDING YEAR</b>	\$ 9,132.49	\$ 386,330.29	\$ 1,915.76

Schedule 6, Special Revenue Fund Warrant Accounts of Current Year	2017-2018	2017-2018	2017-2018
CURRENT YEAR	Amount	Amount	Amount
Warrants Outstanding 6-30-2017 of Year in Caption	\$ -	\$ -	\$ -
Warrants Registered During Year	\$ 9,572.03	\$ 2,945.00	\$ -
<b>TOTAL</b>	\$ 9,572.03	\$ 2,945.00	\$ -
Warrants Paid During Year	\$ 8,957.65	\$ 2,945.00	\$ -
Warrants Converted to Bonds or Judgements	\$ -	\$ -	\$ -
Warrants Cancelled	\$ -	\$ -	\$ -
Warrants Estopped by Statute	\$ -	\$ -	\$ -
<b>TOTAL WARRANTS RETIRED</b>	\$ 8,957.65	\$ 2,945.00	\$ -
<b>BALANCE WARRANTS OUTSTANDING JUNE 30, 2018</b>	\$ 614.38	\$ -	\$ -

Interest Earnings 2017-2018

Friday, October 19, 2018

SPECIAL REVENUE FUND ACCOUNTS COVERING THE PERIOD JULY 1, 2017, to JUNE 30, 2018  
ESTIMATE OF NEEDS FOR 2018-2019

EXHIBIT "I"

EMERG MGMT Fund	COURT CLERK REVOLVE Fund	COURT CLRK SPEC Fund	DRUG FORFEIT Fund	SHER FORFEITURE Fund	SHER COMMISSARY Fund	
2017-2018	2017-2018	2017-2018	2017-2018	2017-2018	2017-2018	
Amount	Amount	Amount	Amount	Amount	Amount	Total
\$ 5,519.11	\$ 25,055.23	\$ 10,278.64	\$ 13,128.62	\$ 1,575.24	\$ 12,399.00	\$ 466,958.91
\$ -	\$ -	\$ -	\$ -	\$ -	\$ -	\$ -
\$ 5,519.11	\$ 25,055.23	\$ 10,278.64	\$ 13,128.62	\$ 1,575.24	\$ 12,399.00	\$ 466,958.91
\$ -	\$ 143.00	\$ -	\$ 963.99	\$ -	\$ -	\$ 1,721.37
\$ -	\$ -	\$ -	\$ -	\$ -	\$ -	\$ -
\$ 300.00	\$ -	\$ -	\$ 1,102.68	\$ -	\$ 500.00	\$ 2,912.83
\$ 300.00	\$ 143.00	\$ -	\$ 2,066.67	\$ -	\$ 500.00	\$ 4,634.20
\$ 5,219.11	\$ 24,912.23	\$ 10,278.64	\$ 11,061.95	\$ 1,575.24	\$ 11,899.00	\$ 462,324.71
\$ 5,519.11	\$ 25,055.23	\$ 10,278.64	\$ 13,128.62	\$ 1,575.24	\$ 12,399.00	\$ 466,958.91

2017-2018	2017-2018	2017-2018	2017-2018	2017-2018	2017-2018	
Amount	Amount	Amount	Amount	Amount	Amount	TOTAL
\$ -	\$ -	\$ -	\$ -	\$ -	\$ -	\$ -
\$ -	\$ -	\$ -	\$ -	\$ -	\$ -	\$ -
\$ 1,544.34	\$ 19,018.06	\$ 10,278.64	\$ 14,181.24	\$ 1,575.24	\$ 9,827.44	\$ 386,434.63
\$ 1,544.34	\$ 19,018.06	\$ 10,278.64	\$ 14,181.24	\$ 1,575.24	\$ 9,827.44	\$ 386,434.63
\$ -	\$ -	\$ -	\$ -	\$ -	\$ -	\$ -
\$ 4,000.00	\$ 10,246.94	\$ -	\$ -	\$ -	\$ 4,887.98	\$ 100,030.97
\$ 200.00	\$ 182.00	\$ -	\$ -	\$ -	\$ -	\$ 382.00
\$ -	\$ -	\$ -	\$ -	\$ -	\$ -	\$ -
\$ 4,200.00	\$ 10,428.94	\$ -	\$ -	\$ -	\$ 4,887.98	\$ 100,412.97
\$ 5,744.34	\$ 29,447.00	\$ 10,278.64	\$ 14,181.24	\$ 1,575.24	\$ 14,715.42	\$ 486,847.60
\$ 225.23	\$ 4,391.77	\$ -	\$ 1,052.62	\$ -	\$ 2,316.42	\$ 19,888.69
\$ -	\$ -	\$ -	\$ -	\$ -	\$ -	\$ -
\$ 225.23	\$ 4,391.77	\$ -	\$ 1,052.62	\$ -	\$ 2,316.42	\$ 19,888.69
\$ 5,519.11	\$ 25,055.23	\$ 10,278.64	\$ 13,128.62	\$ 1,575.24	\$ 12,399.00	\$ 466,958.91
\$ -	\$ 143.00	\$ -	\$ 963.99	\$ -	\$ -	\$ 1,721.37
\$ -	\$ -	\$ -	\$ -	\$ -	\$ -	\$ -
\$ 300.00	\$ -	\$ -	\$ 1,102.68	\$ -	\$ 500.00	\$ 2,912.83
\$ 300.00	\$ 143.00	\$ -	\$ 2,066.67	\$ -	\$ 500.00	\$ 4,634.20
\$ -	\$ -	\$ -	\$ -	\$ -	\$ -	\$ -
\$ 5,219.11	\$ 24,912.23	\$ 10,278.64	\$ 11,061.95	\$ 1,575.24	\$ 11,899.00	\$ 462,324.71

2017-2018	2017-2018	2017-2018	2017-2018	2017-2018	2017-2018	
Amount	Amount	Amount	Amount	Amount	Amount	TOTAL
\$ -	\$ -	\$ -	\$ -	\$ -	\$ -	\$ -
\$ 225.23	\$ 4,534.77	\$ -	\$ 2,016.61	\$ -	\$ 2,316.42	\$ 21,610.06
\$ 225.23	\$ 4,534.77	\$ -	\$ 2,016.61	\$ -	\$ 2,316.42	\$ 21,610.06
\$ 225.23	\$ 4,391.77	\$ -	\$ 1,052.62	\$ -	\$ 2,316.42	\$ 19,888.69
\$ -	\$ -	\$ -	\$ -	\$ -	\$ -	\$ -
\$ -	\$ -	\$ -	\$ -	\$ -	\$ -	\$ -
\$ -	\$ -	\$ -	\$ -	\$ -	\$ -	\$ -
\$ 225.23	\$ 4,391.77	\$ -	\$ 1,052.62	\$ -	\$ 2,316.42	\$ 19,888.69
\$ -	\$ 143.00	\$ -	\$ 963.99	\$ -	\$ -	\$ 1,721.37

Interest Earnings 2017-2018

Friday, October 19, 2018

SPECIAL REVENUE FUND ACCOUNTS COVERING THE PERIOD JULY 1, 2017, to JUNE 30, 2018  
ESTIMATE OF NEEDS FOR 2018-2019

EXHIBIT "I"

Page 1

Special Revenue Fund Accounts:			
	COURT SECURITY		ST OSU EXT
	Fund	Fund	Fund
Schedule 1, Detail of Bond and Coupon Indebtedness as of June 30, 2018	2017-2018	2017-2018	2017-2018
CURRENT YEAR	Amount	Amount	Amount
<b>ASSETS:</b>			
Cash Balance June 30, 2018	\$ 8,648.18	\$ -	\$ 137,686.05
Investments	\$ -	\$ -	\$ -
<b>TOTAL ASSETS</b>	\$ 8,648.18	\$ -	\$ 137,686.05
<b>LIABILITIES AND RESERVES:</b>			
Warrants Outstanding	\$ 96.75	\$ -	\$ 1,399.48
Reserve for Interest on Warrants	\$ -	\$ -	\$ -
Reserves From Schedule 8	\$ -	\$ -	\$ 4,346.57
<b>TOTAL LIABILITIES AND RESERVES</b>	\$ 96.75	\$ -	\$ 5,746.05
<b>CASH FUND BALANCE JUNE 30, 2018</b>	\$ 8,551.43	\$ -	\$ 131,940.00
<b>TOTAL LIABILITIES, RESERVES AND CASH FUND BALANCE</b>	\$ 8,648.18	\$ -	\$ 137,686.05

Schedule 5, Expenditures Special Revenue Fund Accounts of Current Year			
	2017-2018	2017-2018	2017-2018
CURRENT YEAR	Amount	Amount	Amount
Cash Balance Reported to Excise Board 6-30-2017	\$ -	\$ -	\$ -
Cash Fund Balance Transferred Out	\$ -	\$ -	\$ -
Cash Fund Balance Transferred In	\$ 9,129.45	\$ -	\$ 134,023.84
Adjusted Cash Balance	\$ 9,129.45	\$ -	\$ 134,023.84
Ad Valorem Tax Apportioned To Year In Caption	\$ -	\$ -	\$ -
Miscellaneous Revenue (Schedule 4)	\$ 4,255.13	\$ -	\$ 21,517.06
Cash Fund Balance Forward From Preceding Year	\$ -	\$ -	\$ 556.00
Prior Expenditures Recovered	\$ -	\$ -	\$ -
<b>TOTAL RECEIPTS</b>	\$ 4,255.13	\$ -	\$ 22,073.06
<b>TOTAL RECEIPTS AND BALANCE</b>	\$ 13,384.58	\$ -	\$ 156,096.90
Warrants of Year in Caption	\$ 4,736.40	\$ -	\$ 18,410.85
Interest Paid Thereon	\$ -	\$ -	\$ -
<b>TOTAL DISBURSEMENTS</b>	\$ 4,736.40	\$ -	\$ 18,410.85
<b>CASH BALANCE JUNE 30, 2018</b>	\$ 8,648.18	\$ -	\$ 137,686.05
Reserve for Warrants Outstanding	\$ 96.75	\$ -	\$ 1,399.48
Reserve for Interest on Warrants	\$ -	\$ -	\$ -
Reserves From Schedule 8	\$ -	\$ -	\$ 4,346.57
<b>TOTAL LIABILITIES AND RESERVE</b>	\$ 96.75	\$ -	\$ 5,746.05
<b>DEFICIT: (Red Figure)</b>	\$ -	\$ -	\$ -
<b>CASH FUND BALANCE FORWARD TO SUCCEEDING YEAR</b>	\$ 8,551.43	\$ -	\$ 131,940.00

Schedule 6, Special Revenue Fund Warrant Accounts of Current Year			
	2017-2018	2017-2018	2017-2018
CURRENT YEAR	Amount	Amount	Amount
Warrants Outstanding 6-30-2017 of Year in Caption	\$ -	\$ -	\$ -
Warrants Registered During Year	\$ 4,833.15	\$ -	\$ 19,810.33
<b>TOTAL</b>	\$ 4,833.15	\$ -	\$ 19,810.33
Warrants Paid During Year	\$ 4,736.40	\$ -	\$ 18,410.85
Warrants Converted to Bonds or Judgements	\$ -	\$ -	\$ -
Warrants Cancelled	\$ -	\$ -	\$ -
Warrants Estopped by Statute	\$ -	\$ -	\$ -
<b>TOTAL WARRANTS RETIRED</b>	\$ 4,736.40	\$ -	\$ 18,410.85
<b>BALANCE WARRANTS OUTSTANDING JUNE 30, 2018</b>	\$ 96.75	\$ -	\$ 1,399.48

**SPECIAL REVENUE FUND ACCOUNTS COVERING THE PERIOD JULY 1, 2017, to JUNE 30, 2018  
ESTIMATE OF NEEDS FOR 2018-2019**

**EXHIBIT "I"**

ST FREE FAIR Fund	ST RURAL FIRE Fund	ST BUFFALO EMS Fund	ST LAVERNE EMS Fund	ST BUFFALO SR CIT Fund	ST LAV SR CIT Fund	
2017-2018	2017-2018	2017-2018	2017-2018	2017-2018	2017-2018	
Amount	Amount	Amount	Amount	Amount	Amount	Total
\$ 43,387.86	\$ 74,476.17	\$ 3,075.20	\$ 3,075.20	\$ 5,994.40	\$ 1,444.31	\$ 277,787.37
\$ -	\$ -	\$ -	\$ -	\$ -	\$ -	\$ -
\$ 43,387.86	\$ 74,476.17	\$ 3,075.20	\$ 3,075.20	\$ 5,994.40	\$ 1,444.31	\$ 277,787.37
\$ 502.07	\$ 91.09	\$ 1,606.10	\$ -	\$ 397.00	\$ -	\$ 4,092.49
\$ -	\$ -	\$ -	\$ -	\$ -	\$ -	\$ -
\$ 350.00	\$ 2,984.93	\$ -	\$ -	\$ -	\$ -	\$ 7,681.50
\$ 852.07	\$ 3,076.02	\$ 1,606.10	\$ -	\$ 397.00	\$ -	\$ 11,773.99
\$ 42,535.79	\$ 71,400.15	\$ 1,469.10	\$ 3,075.20	\$ 5,597.40	\$ 1,444.31	\$ 266,013.38
\$ 43,387.86	\$ 74,476.17	\$ 3,075.20	\$ 3,075.20	\$ 5,994.40	\$ 1,444.31	\$ 277,787.37

2017-2018	2017-2018	2017-2018	2017-2018	2017-2018	2017-2018	
Amount	Amount	Amount	Amount	Amount	Amount	TOTAL
\$ -	\$ -	\$ -	\$ -	\$ -	\$ -	\$ -
\$ -	\$ -	\$ -	\$ -	\$ -	\$ -	\$ -
\$ 49,346.28	\$ 54,557.38	\$ 2,692.86	\$ 1,365.95	\$ 6,617.60	\$ 959.74	\$ 258,693.10
\$ 49,346.28	\$ 54,557.38	\$ 2,692.86	\$ 1,365.95	\$ 6,617.60	\$ 959.74	\$ 258,693.10
\$ -	\$ -	\$ -	\$ -	\$ -	\$ -	\$ -
\$ 26,766.33	\$ 26,060.45	\$ 18,953.07	\$ 18,953.07	\$ 1,184.57	\$ 1,184.57	\$ 118,874.25
\$ -	\$ 1,300.00	\$ -	\$ -	\$ -	\$ -	\$ 1,856.00
\$ -	\$ -	\$ -	\$ -	\$ -	\$ -	\$ -
\$ 26,766.33	\$ 27,360.45	\$ 18,953.07	\$ 18,953.07	\$ 1,184.57	\$ 1,184.57	\$ 120,730.25
\$ 76,112.61	\$ 81,917.83	\$ 21,645.93	\$ 20,319.02	\$ 7,802.17	\$ 2,144.31	\$ 379,423.35
\$ 32,724.75	\$ 7,441.66	\$ 18,570.73	\$ 17,243.82	\$ 1,807.77	\$ 700.00	\$ 101,635.98
\$ -	\$ -	\$ -	\$ -	\$ -	\$ -	\$ -
\$ 32,724.75	\$ 7,441.66	\$ 18,570.73	\$ 17,243.82	\$ 1,807.77	\$ 700.00	\$ 101,635.98
\$ 43,387.86	\$ 74,476.17	\$ 3,075.20	\$ 3,075.20	\$ 5,994.40	\$ 1,444.31	\$ 277,787.37
\$ 502.07	\$ 91.09	\$ 1,606.10	\$ -	\$ 397.00	\$ -	\$ 4,092.49
\$ -	\$ -	\$ -	\$ -	\$ -	\$ -	\$ -
\$ 350.00	\$ 2,984.93	\$ -	\$ -	\$ -	\$ -	\$ 7,681.50
\$ 852.07	\$ 3,076.02	\$ 1,606.10	\$ -	\$ 397.00	\$ -	\$ 11,773.99
\$ -	\$ -	\$ -	\$ -	\$ -	\$ -	\$ -
\$ 42,535.79	\$ 71,400.15	\$ 1,469.10	\$ 3,075.20	\$ 5,597.40	\$ 1,444.31	\$ 266,013.38

2017-2018	2017-2018	2017-2018	2017-2018	2017-2018	2017-2018	
Amount	Amount	Amount	Amount	Amount	Amount	TOTAL
\$ -	\$ -	\$ -	\$ -	\$ -	\$ -	\$ -
\$ 33,226.82	\$ 7,532.75	\$ 20,176.83	\$ 17,243.82	\$ 2,204.77	\$ 700.00	\$ 105,728.47
\$ 33,226.82	\$ 7,532.75	\$ 20,176.83	\$ 17,243.82	\$ 2,204.77	\$ 700.00	\$ 105,728.47
\$ 32,724.75	\$ 7,441.66	\$ 18,570.73	\$ 17,243.82	\$ 1,807.77	\$ 700.00	\$ 101,635.98
\$ -	\$ -	\$ -	\$ -	\$ -	\$ -	\$ -
\$ -	\$ -	\$ -	\$ -	\$ -	\$ -	\$ -
\$ -	\$ -	\$ -	\$ -	\$ -	\$ -	\$ -
\$ 32,724.75	\$ 7,441.66	\$ 18,570.73	\$ 17,243.82	\$ 1,807.77	\$ 700.00	\$ 101,635.98
\$ 502.07	\$ 91.09	\$ 1,606.10	\$ -	\$ 397.00	\$ -	\$ 4,092.49

**SPECIAL REVENUE FUND ACCOUNTS COVERING THE PERIOD JULY 1, 2017, to JUNE 30, 2018  
ESTIMATE OF NEEDS FOR 2018-2019**

EXHIBIT "I"

Page 1

Special Revenue Fund Accounts:	ST BUFFALO LIBRARY Fund	ST LAV LIBRARY Fund	ST RURAL DEVEL Fund
Schedule 1, Detail of Bond and Coupon Indebtedness as of June 30, 2018	2017-2018	2017-2018	2017-2018
CURRENT YEAR	Amount	Amount	Amount
<b>ASSETS:</b>			
Cash Balance June 30, 2018	\$ 194.89	\$ 440.14	\$ 13,540.56
Investments	\$ -	\$ -	\$ -
<b>TOTAL ASSETS</b>	\$ 194.89	\$ 440.14	\$ 13,540.56
<b>LIABILITIES AND RESERVES:</b>			
Warrants Outstanding	\$ 89.18	\$ -	\$ -
Reserve for Interest on Warrants	\$ -	\$ -	\$ -
Reserves From Schedule 8	\$ -	\$ -	\$ -
<b>TOTAL LIABILITIES AND RESERVES</b>	\$ 89.18	\$ -	\$ -
<b>CASH FUND BALANCE JUNE 30, 2018</b>	\$ 105.71	\$ 440.14	\$ 13,540.56
<b>TOTAL LIABILITIES, RESERVES AND CASH FUND BALANCE</b>	\$ 194.89	\$ 440.14	\$ 13,540.56

Schedule 5, Expenditures Special Revenue Fund Accounts of Current Year	2017-2018	2017-2018	2017-2018
CURRENT YEAR	Amount	Amount	Amount
Cash Balance Reported to Excise Board 6-30-2017	\$ -	\$ -	\$ -
Cash Fund Balance Transferred Out	\$ -	\$ -	\$ -
Cash Fund Balance Transferred In	\$ 638.82	\$ 3,572.49	\$ 22,802.32
Adjusted Cash Balance	\$ 638.82	\$ 3,572.49	\$ 22,802.32
Ad Valorem Tax Apportioned To Year In Caption	\$ -	\$ -	\$ -
Miscellaneous Revenue (Schedule 4)	\$ 1,184.57	\$ 1,184.57	\$ 4,738.24
Cash Fund Balance Forward From Preceding Year	\$ -	\$ -	\$ -
Prior Expenditures Recovered	\$ -	\$ -	\$ -
<b>TOTAL RECEIPTS</b>	\$ 1,184.57	\$ 1,184.57	\$ 4,738.24
<b>TOTAL RECEIPTS AND BALANCE</b>	\$ 1,823.39	\$ 4,757.06	\$ 27,540.56
Warrants of Year in Caption	\$ 1,628.50	\$ 4,316.92	\$ 14,000.00
Interest Paid Thereon	\$ -	\$ -	\$ -
<b>TOTAL DISBURSEMENTS</b>	\$ 1,628.50	\$ 4,316.92	\$ 14,000.00
<b>CASH BALANCE JUNE 30, 2018</b>	\$ 194.89	\$ 440.14	\$ 13,540.56
Reserve for Warrants Outstanding	\$ 89.18	\$ -	\$ -
Reserve for Interest on Warrants	\$ -	\$ -	\$ -
Reserves From Schedule 8	\$ -	\$ -	\$ -
<b>TOTAL LIABILITIES AND RESERVE</b>	\$ 89.18	\$ -	\$ -
<b>DEFICIT: (Red Figure)</b>	\$ -	\$ -	\$ -
<b>CASH FUND BALANCE FORWARD TO SUCCEEDING YEAR</b>	\$ 105.71	\$ 440.14	\$ 13,540.56

Schedule 6, Special Revenue Fund Warrant Accounts of Current Year	2017-2018	2017-2018	2017-2018
CURRENT YEAR	Amount	Amount	Amount
Warrants Outstanding 6-30-2017 of Year in Caption	\$ -	\$ -	\$ -
Warrants Registered During Year	\$ 1,717.68	\$ 4,316.92	\$ 14,000.00
<b>TOTAL</b>	\$ 1,717.68	\$ 4,316.92	\$ 14,000.00
Warrants Paid During Year	\$ 1,628.50	\$ 4,316.92	\$ 14,000.00
Warrants Converted to Bonds or Judgements	\$ -	\$ -	\$ -
Warrants Cancelled	\$ -	\$ -	\$ -
Warrants Estopped by Statute	\$ -	\$ -	\$ -
<b>TOTAL WARRANTS RETIRED</b>	\$ 1,628.50	\$ 4,316.92	\$ 14,000.00
<b>BALANCE WARRANTS OUTSTANDING JUNE 30, 2018</b>	\$ 89.18	\$ -	\$ -

**SPECIAL REVENUE FUND ACCOUNTS COVERING THE PERIOD JULY 1, 2017, to JUNE 30, 2018  
ESTIMATE OF NEEDS FOR 2018-2019**

**EXHIBIT "I"**

ST HEALTH DEPT Fund	ST COUNTY GEN Fund	ST HC HOSP Fund	REFUNDS Fund	FREE FAIR SPEC Fund	HLTH DEPT SPEC Fund	
2017-2018	2017-2018	2017-2018	2017-2018	2017-2018	2017-2018	
Amount	Amount	Amount	Amount	Amount	Amount	Total
\$ 28,086.33	\$ 18,679.21	\$ 38,440.02	\$ 1,728.20	\$ 303.00	\$ 216.26	\$ 101,628.61
\$ -	\$ -	\$ -	\$ -	\$ -	\$ -	\$ -
\$ 28,086.33	\$ 18,679.21	\$ 38,440.02	\$ 1,728.20	\$ 303.00	\$ 216.26	\$ 101,628.61
\$ 5,830.92	\$ 3,362.12	\$ 20,076.26	\$ -	\$ -	\$ -	\$ 29,358.48
\$ -	\$ -	\$ -	\$ -	\$ -	\$ -	\$ -
\$ 1,138.60	\$ 3,433.51	\$ -	\$ -	\$ -	\$ -	\$ 4,572.11
\$ 6,969.52	\$ 6,795.63	\$ 20,076.26	\$ -	\$ -	\$ -	\$ 33,930.59
\$ 21,116.81	\$ 11,883.58	\$ 18,363.76	\$ 1,728.20	\$ 303.00	\$ 216.26	\$ 67,698.02
\$ 28,086.33	\$ 18,679.21	\$ 38,440.02	\$ 1,728.20	\$ 303.00	\$ 216.26	\$ 101,628.61

2017-2018	2017-2018	2017-2018	2017-2018	2017-2018	2017-2018	
Amount	Amount	Amount	Amount	Amount	Amount	TOTAL
\$ -	\$ -	\$ -	\$ -	\$ -	\$ -	\$ -
\$ -	\$ -	\$ -	\$ -	\$ -	\$ -	\$ -
\$ 44,957.54	\$ 38,403.29	\$ 17,074.42	\$ 1,728.20	\$ -	\$ -	\$ 129,177.08
\$ 44,957.54	\$ 38,403.29	\$ 17,074.42	\$ 1,728.20	\$ -	\$ -	\$ 129,177.08
\$ -	\$ -	\$ -	\$ -	\$ -	\$ -	\$ -
\$ 33,802.06	\$ 90,145.28	\$ 236,913.28	\$ 843.90	\$ 3,378.00	\$ 216.26	\$ 372,406.16
\$ 6.72	\$ -	\$ -	\$ -	\$ -	\$ -	\$ 6.72
\$ -	\$ -	\$ -	\$ -	\$ -	\$ -	\$ -
\$ 33,808.78	\$ 90,145.28	\$ 236,913.28	\$ 843.90	\$ 3,378.00	\$ 216.26	\$ 372,412.88
\$ 78,766.32	\$ 128,548.57	\$ 253,987.70	\$ 2,572.10	\$ 3,378.00	\$ 216.26	\$ 501,589.96
\$ 50,679.99	\$ 109,869.36	\$ 215,547.68	\$ 843.90	\$ 3,075.00	\$ -	\$ 399,961.35
\$ -	\$ -	\$ -	\$ -	\$ -	\$ -	\$ -
\$ 50,679.99	\$ 109,869.36	\$ 215,547.68	\$ 843.90	\$ 3,075.00	\$ -	\$ 399,961.35
\$ 28,086.33	\$ 18,679.21	\$ 38,440.02	\$ 1,728.20	\$ 303.00	\$ 216.26	\$ 101,628.61
\$ 5,830.92	\$ 3,362.12	\$ 20,076.26	\$ -	\$ -	\$ -	\$ 29,358.48
\$ -	\$ -	\$ -	\$ -	\$ -	\$ -	\$ -
\$ 1,138.60	\$ 3,433.51	\$ -	\$ -	\$ -	\$ -	\$ 4,572.11
\$ 6,969.52	\$ 6,795.63	\$ 20,076.26	\$ -	\$ -	\$ -	\$ 33,930.59
\$ -	\$ -	\$ -	\$ -	\$ -	\$ -	\$ -
\$ 21,116.81	\$ 11,883.58	\$ 18,363.76	\$ 1,728.20	\$ 303.00	\$ 216.26	\$ 67,698.02

2017-2018	2017-2018	2017-2018	2017-2018	2017-2018	2017-2018	
Amount	Amount	Amount	Amount	Amount	Amount	TOTAL
\$ -	\$ -	\$ -	\$ -	\$ -	\$ -	\$ -
\$ 56,510.91	\$ 113,231.48	\$ 235,623.94	\$ 843.90	\$ 3,075.00	\$ -	\$ 429,319.83
\$ 56,510.91	\$ 113,231.48	\$ 235,623.94	\$ 843.90	\$ 3,075.00	\$ -	\$ 429,319.83
\$ 50,679.99	\$ 109,869.36	\$ 215,547.68	\$ 843.90	\$ 3,075.00	\$ -	\$ 399,961.35
\$ -	\$ -	\$ -	\$ -	\$ -	\$ -	\$ -
\$ -	\$ -	\$ -	\$ -	\$ -	\$ -	\$ -
\$ -	\$ -	\$ -	\$ -	\$ -	\$ -	\$ -
\$ 50,679.99	\$ 109,869.36	\$ 215,547.68	\$ 843.90	\$ 3,075.00	\$ -	\$ 399,961.35
\$ 5,830.92	\$ 3,362.12	\$ 20,076.26	\$ -	\$ -	\$ -	\$ 29,358.48



CERTIFICATE OF EXCISE BOARD  
ESTIMATE OF NEEDS FOR 2018-2019

STATE OF OKLAHOMA, COUNTY OF HARPER

We, the members of the Excise Board of said County and State, do hereby certify that we have examined the foregoing estimates of proposed current expenses for the ensuing fiscal year as filed with the Board of County Commissioners, and those directly under, or in contractual relationship with, the Board of County Commissioners; we have ascertained from the Financial Statements submitted therewith the amount of Surplus Balances of Cash on Hand; we have considered the uncollected ad valorem taxes of the previous year or years; and we have ascertained that the probable Income estimated to be collected from all sources other than ad valorem taxation may reasonably be expected as a revenue for the ensuing fiscal year, and that the same does not exceed 90% of the actual collection from such sources for the previous fiscal year.

In so doing, we have diligently performed the duties imposed upon the Excise Board by 68 O.S. 1991 Section 3007, (1) ascertaining that the financial statements, as to statistics therein contained reflect the true fiscal condition at the close of the fiscal year, or caused the same to be corrected so to show; (2) struck from the estimate of needs so submitted any items not authorized by law and reduced to the sum authorized by law any items restricted by statute as to the amount lawfully expendable therefore; (3) supplemented such estimate, after proper publication, by an estimate of needs prepared by this Excise Board to make provision for mandatory governmental functions where the estimate submitted wholly failed or was deemed inadequate to fulfill the mandate of the Constitutions or of the Legislature; (4) computed the total means available to each fund in the manner provided; and (5) then and only thereafter. -

Accordingly, we have and do hereby appropriate the Surplus Balances of Cash on Hand, and the Revenues and Levies hereinafter set forth for each Fund to the several and specific purposes named in such estimates, by each, to the intent and purpose that CONSTITUTIONAL GOVERNMENTAL FUNCTIONS shall be first assured and provided for, and subsequently to provide for Legislative Governmental Functions insofar as to the available Surpluses, Revenues and Levies will permit; and we have provided also that the Levies are in excess of the amount appropriated to needs after deducting the surplus cash balance on hand, and Estimated Revenues other than tax, by the percentage and amount or reserve for delinquent tax as hereinafter set forth, which we have determined in the manner provided by law.

We further certify that we have examined the within statements of account and estimated needs or requirements of the Governing Board of 2017 County, in relation to the Sinking Fund or Funds thereof, and after finding the same correct or having caused the same to be corrected pursuant to 68 O. S. 1991 Section 3009, have approved the requirements therefor to fulfill the conditions of Section 26 and 28 of Article 10, Oklahoma Constitution, and have made and certified a tax levy therefor to the extent of the excess of said total requirements over the total of items 2, 3, 6, and 12 of Exhibit "Y" (Page 2) and any other legal deduction, including a reserve of \_\_\_\_% for delinquent taxes.

CERTIFICATE OF EXCISE BOARD  
ESTIMATE OF NEEDS FOR 2018-2019

Page 2

EXHIBIT "Y"

County Excise Board's Appropriation of Income and Revenue	General Fund	Building Fund	Co-op Fund	Industrial Bonds	Sinking Fund (Exc. Homesteads)
Appropriation Approved & Provision Made	\$ 1,306,364.74	\$ -	\$ -	\$ -	\$ -
Appropriation of Revenues	\$ -	\$ -	\$ -	\$ -	\$ -
Excess of Assets Over Liabilities	\$ 368,564.04	\$ -	\$ -	\$ -	\$ -
Unclaimed Protest Tax Refunds	\$ -	\$ -	\$ -	\$ -	\$ -
Miscellaneous Estimated Revenues	\$ 270,824.44	\$ -	\$ -	\$ -	\$ -
Est. Value of Surplus Tax in Process	\$ -	\$ -	\$ -	\$ -	\$ -
Sinking Fund Contributions	\$ -	\$ -	\$ -	\$ -	\$ -
Surplus Building Fund Cash	\$ -	\$ -	\$ -	\$ -	\$ -
Total Other Than 2017 Tax	\$ 639,388.48	\$ -	\$ -	\$ -	\$ -
Balance Required	\$ 666,976.26	\$ -	\$ -	\$ -	\$ -
Add 10% for Delinquency	\$ 66,697.63	\$ -	\$ -	\$ -	\$ -
Total Required for 2017 Tax	\$ 733,673.89	\$ -	\$ -	\$ -	\$ -
Rate of Levy Required and Certified (in Mills)	10.29	0.00	0.00	0.00	0.00

We further certify that the net assessed valuation of the Property, subject to ad valorem taxes, after the amount of all Homestead Exemptions have been deducted in the said County as finally equalized and certified by the State Board of Equalization for the current year 2018-2019 is as follows:

VALUATION AND LEVIES EXCLUDING HOMESTEADS

County	Real	Personal	Public Service	Total
Total Valuation, HARPER	\$ 22,397,360.00	\$ 23,324,501.00	\$ 25,577,837.00	\$ 71,299,698.00

and that the assessed valuations herein certified have been used in computing the rates of mill levies and the proceeds thereof appropriated as aforesaid; and that having ascertained as aforesaid, the aggregate amount to be raised by ad valorem taxation, we thereupon made the levies therefor as provided by law as follows:

General Fu 10.29 Mills; Building Fund 0.00 Mills; Sinking Fund 0.00 Mills; Sub-Total 10.29 Mills;

Free Fair Budget Account (Levy Per Applicable Statute)	0.00 Mills;
Free Fair Improvement Budget Account (Net Proceeds of 1.00 Mill)	0.00 Mills;
Free Fair Additional Improvement Budget Account (Net Proceeds of 1.00 Mill)	0.00 Mills;
Library Budget Account (Net Proceeds of 1/2 of 1.00 Mill)	0.00 Mills;
Cooperative County/City-County Library Budget Account (1.00 to 4.00 Mills)	0.00 Mills;
County Cemetery (Prior To Aug. 15, 1933) Budget Account (Net Proceeds of 1/5 of 1.00 Mill)	0.00 Mills;
Public Buildings Budget Account (Not To Exceed 5.00 Mills)	0.00 Mills;
County Health Fund (Not To Exceed 2.50 Mills)	0.00 Mills;
Emergency Medical Service ( Not To Exceed 3.00 Mills)	0.00 Mills;
Total County Levies	10.29 Mills;
County Wide Levy For Schools (4.00 Mills)	4.12 Mills;
Total County Wide Levy	14.41 Mills;

ADJUSTED FOR 2013 PERSONAL PROPERTY MILLAGE ADJUSTMENT

and we do hereby order the above levies to be certified forthwith by the Secretary of this Board to the County Assessor of said County, in order that the County Assessor may immediately extend said levies upon the Tax Rolls for the year 2018 without regard to any protest that may be filed against

any levies, as required by 68 O. S. 1991, Section 2869

Dated at Buffalo, Oklahoma, this 22 day of October, 2018.

Excise Board Member

Excise Board Member

Excise Board Chairman

Excise Board Secretary



HARPER COUNTY, 30  
STATISTICAL DATA  
FISCAL YEAR 2017-2018

Total Valuation

Total Gross Valuation Real Property	\$	23,273,293.00
Total Homestead Exemption	\$	875,933.00
Total Real Property	\$	22,397,360.00
Total Personal Property	\$	23,324,501.00
Total Public Service Property	\$	25,577,837.00
Total Valuation of Property	\$	71,299,698.00

Date: 7/19/2018

Time: 10:51AM

# Assessor's Report to Excise Board Harper

School District	Personal Property	Real Estate	Public Service	Total Valuation	Total Exemptions	Total Valuation Less Exemptions
1R-LAVERNE	5,933,520	6,093,489	4,788,679	16,815,688	149,972	16,665,716
1T-2-ROSTON-C	64,737	94,488	0	159,225	11,000	148,225
1T-LAVERNE-C	450,216	4,342,215	312,903	5,105,334	274,667	4,830,667
<b>Totals for 1-LAVERNE</b>	<b>6,448,473</b>	<b>10,530,192</b>	<b>5,101,582</b>	<b>22,080,247</b>	<b>435,639</b>	<b>21,644,608</b>
4R-BUFFALO	8,857,114	7,172,451	1,915,567	17,945,132	136,053	17,809,079
4T-BUFFALO-C	515,543	3,695,868	320,609	4,532,020	269,241	4,262,779
<b>Totals for 4-BUFFALO</b>	<b>9,372,657</b>	<b>10,868,319</b>	<b>2,236,176</b>	<b>22,477,152</b>	<b>405,294</b>	<b>22,071,858</b>
J-1-WOODWARD	908,761	108,936	108,995	1,126,692	0	1,126,692
<b>Totals for J-1-WOODWARD</b>	<b>908,761</b>	<b>108,936</b>	<b>108,995</b>	<b>1,126,692</b>	<b>0</b>	<b>1,126,692</b>
J-5-MAY	5,907,363	1,330,986	18,048,533	25,286,882	22,000	25,264,882
JT-5-MAY-C	511,584	188,973	41,001	741,558	12,000	729,558
<b>Totals for J-5-MAY</b>	<b>6,418,947</b>	<b>1,519,959</b>	<b>18,089,534</b>	<b>26,028,440</b>	<b>34,000</b>	<b>25,994,440</b>
J-6-FREEDOM	175,663	245,887	41,550	463,100	1,000	462,100
<b>Totals for J-6-WOODS</b>	<b>175,663</b>	<b>245,887</b>	<b>41,550</b>	<b>463,100</b>	<b>1,000</b>	<b>462,100</b>
<b>Total Assessed Valuation:</b>	<b>23,324,501</b>	<b>23,273,293</b>	<b>25,577,837</b>	<b>72,175,631</b>	<b>875,933</b>	<b>71,299,698</b>

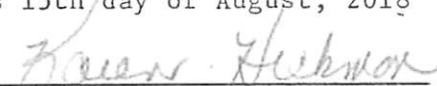
I, Lynette Ingraham County Assessor of Harper County, Oklahoma do certify that the values as set forth for the above School Districts of said County are true and correct for the year 2018 as certified by the State Board Of Equalization.

Given under my hand this 19 day of July, 2018

  
Lynette Ingraham, Harper County Assessor

I, Karen Hickman, County Clerk of Harper County, Oklahoma do hereby certify that this is a true, correct, and complete list of the valuations of Harper County, Oklahoma certified by the Harper County Assessor's office.

Signed at Buffalo, Oklahoma  
This 15th day of August, 2018

  
Karen Hickman, Harper County Clerk



