

2022 HARPER COUNTY ASSESSOR'S OFFICE REPORT TO THE EXCISE BOARD

07/26/2022

City/Village								
DISTRICT	DESCRIPTION	PERSONAL PROPERTY	REAL PROPERTY	PUBLIC SERVICE	TOTAL VALUATION	HOMESTEAD EXEMPTIONS	OTHER EXEMPTIONS	NET VALUATION
T01	4T-BUFFALO-C	462,385	4,081,507	408,988	4,952,880	241,479	11,318	4,700,083
T02	1T-LAVERNE-C	456,578	4,803,494	416,289	5,676,361	214,247	22,814	5,439,300
T03	JT-5-MAY-C	553,263	202,851	76,885	832,999	10,000	0	822,999
T04	1T-2-ROSSTON-C	23,671	103,792	505	127,968	7,000	0	120,968
CITY/VILLAGE TOTAL VALUATION		1,495,897	9,191,644	902,667	11,590,208	472,726	34,132	11,083,350

County								
DISTRICT	DESCRIPTION	PERSONAL PROPERTY	REAL PROPERTY	PUBLIC SERVICE	TOTAL VALUATION	HOMESTEAD EXEMPTIONS	OTHER EXEMPTIONS	NET VALUATION
C001	Harper County General	19,497,542	24,892,921	24,701,035	69,091,498	721,726	68,541	68,301,231
COUNTY TOTAL VALUATION		19,497,542	24,892,921	24,701,035	69,091,498	721,726	68,541	68,301,231

Other								
DISTRICT	DESCRIPTION	PERSONAL PROPERTY	REAL PROPERTY	PUBLIC SERVICE	TOTAL VALUATION	HOMESTEAD EXEMPTIONS	OTHER EXEMPTIONS	NET VALUATION
EMS-B	EMS BUFFALO	8,142,882	11,625,984	3,044,623	22,813,489	345,479	35,730	22,432,280
EMS-L	EMS LAVERNE	5,487,217	11,268,187	5,430,888	22,186,292	345,247	32,811	21,808,234
OTHER TOTAL VALUATION		13,630,099	22,894,171	8,475,511	44,999,781	690,726	68,541	44,240,514

School								
DISTRICT	DESCRIPTION	PERSONAL PROPERTY	REAL PROPERTY	PUBLIC SERVICE	TOTAL VALUATION	HOMESTEAD EXEMPTIONS	OTHER EXEMPTIONS	NET VALUATION
1-LAVERN	1-LAVERNE	5,487,217	11,268,187	5,430,888	22,186,292	345,247	32,811	21,808,234
4-BUFFAL	4-BUFFALO	8,142,882	11,625,984	3,044,623	22,813,489	345,479	35,730	22,432,280
J-1-WOOD	J-1-WOODWARD	1,541,811	127,196	157,668	1,826,675	0	0	1,826,675
J-5-MAY	J-5-MAY	4,111,099	1,617,723	16,012,013	21,740,835	30,000	0	21,710,835
J-6-WOOD	J-6-FREEDOM	214,533	253,831	55,843	524,207	1,000	0	523,207
SCHOOL TOTAL VALUATION		19,497,542	24,892,921	24,701,035	69,091,498	721,726	68,541	68,301,231

Vo-Tech								
DISTRICT	DESCRIPTION	PERSONAL PROPERTY	REAL PROPERTY	PUBLIC SERVICE	TOTAL VALUATION	HOMESTEAD EXEMPTIONS	OTHER EXEMPTIONS	NET VALUATION
VT#10	VO TECH # 10	214,533	253,831	55,843	524,207	1,000	0	523,207

2022 HARPER COUNTY ASSESSOR'S OFFICE REPORT TO THE EXCISE BOARD

07/26/2022

VT#24	VO TECH # 24	13,795,792	13,370,903	19,214,304	46,380,999	375,479	35,730	45,969,790
VO-TECH TOTAL VALUATION		14,010,325	13,624,734	19,270,147	46,905,206	376,479	35,730	46,492,997

I, Gayla Welty, Assessor of Harper County Oklahoma, do hereby certify that the foregoing is a true and correct statement of valuations for Real Estate, Personal Property, Public Service and Homestead Exemptions as certified by the State Board of Equalization and shown by the records in the County Assessor's office. Subscribed by my name and affixed the seal of the County Assessors office on this day of 07/26/2022.

State of Oklahoma }
Harper County } SS

Gayla Welty

Gayla Welty
County Assessor
Harper County

Seal

I, Wilnetta Mitchell, County Clerk of Harper County Oklahoma, do hereby certify that the above is a true, correct and complete list of the valuations of Harper County Oklahoma as certified by the Harper County Assessor's office.

Wilnetta Mitchell

Wilnetta Mitchell
County Clerk
Harper County



Excise Board:

Shellaine J. Rogers Mary Murphy

8-20-22
Date

Protest

Southern Star Central Gas		
	<u>mkt v</u>	<u>tax</u>
1R	247,968	17,120
4R	911,892	58,774
	959,860	75,894

Real	Count	Value
Agricultural	57	31,329
Commercial	183	1,018,270
Residential	748	3,031,908
Total Real Value	988	4,081,507
Homestead	239	241,479
Veteran	2	11,318
Other	0	0
Total Exempt	244	252,797

TIF Increment Value

Net Assessed 3,828,710

Net Assessed Under Protest

Senior Freeze	11	12,903
Capped Parcels	404	579,117

Personal	Count	Value
Agricultural	43	120,721
Commercial	85	333,715
Mobile Home	6	7,949
Total Personal	134	462,385
Total Exempt	0	0

TIF Increment Value

Net Assessed 462,385

Net Assessed Under Protest

Public Service	Count	Value
Total PS Value	10	408,988

TIF Increment Value

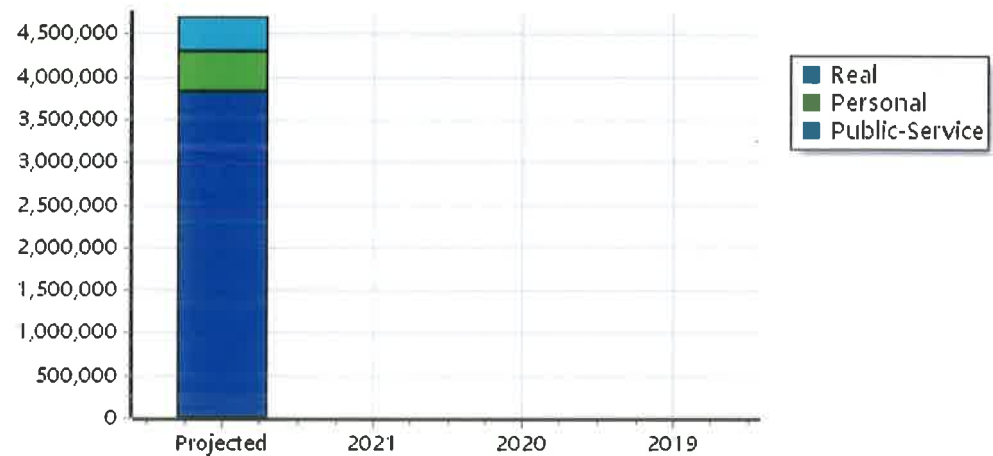
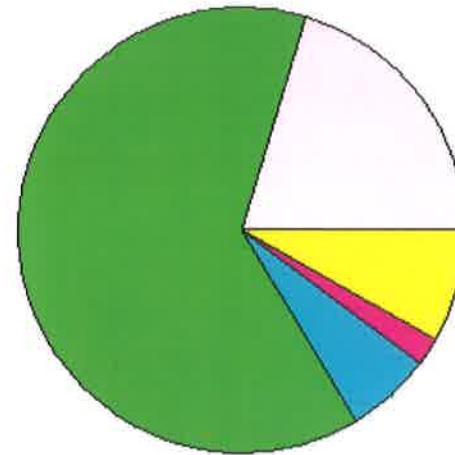
Net Assessed 408,988

District Totals

Total Gross Value	4,952,880
Homestead Loss	241,479
Other Exemption Loss	11,318
TIF Increment Value	
Retained TIF Value	
Net Assessed Value	4,700,083

Net Assessed Under Protest

* Public Service Protests Values are not included on this report.



Real	Count	Value
Agricultural	1	1,560
Commercial	136	878,006
Residential	693	3,923,928
Total Real Value	830	4,803,494
Homestead	211	214,247
Veteran	4	22,814
Other	0	0
Total Exempt	219	237,061

TIF Increment Value

Net Assessed 4,566,433

Net Assessed Under Protest

Senior Freeze	22	54,767
Capped Parcels	402	734,427

Personal	Count	Value
Agricultural	26	18,419
Commercial	99	427,921
Mobile Home	5	10,238
Total Personal	130	456,578
Total Exempt	0	0

TIF Increment Value

Net Assessed 456,578

Net Assessed Under Protest

Public Service	Count	Value
Total PS Value	11	416,289

TIF Increment Value

Net Assessed 416,289

District Totals

Total Gross Value	5,676,361
Homestead Loss	214,247
Other Exemption Loss	22,814

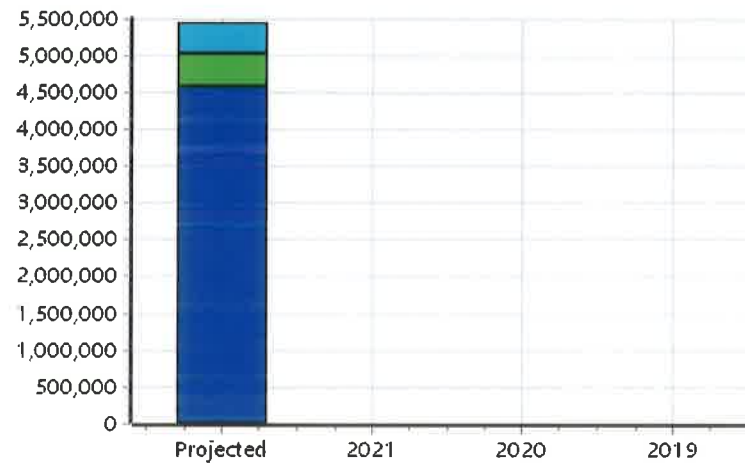

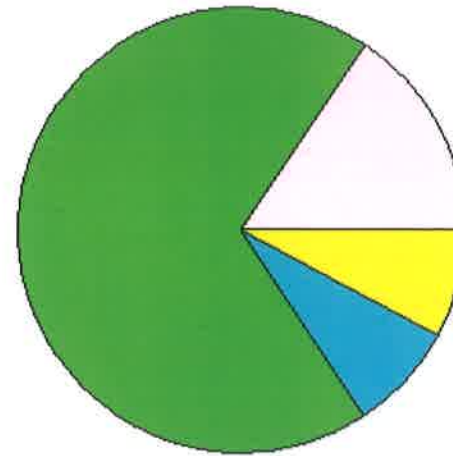
TIF Increment Value

Retained TIF Value

Net Assessed Value 5,439,300

Net Assessed Under Protest

* Public Service Protests Values are not included on this report.



Real	Count	Value
Agricultural	5	385
Commercial	20	73,801
Residential	107	128,665
Total Real Value	132	202,851
Homestead	10	10,000
Veteran	0	0
Other	0	0
Total Exempt	10	10,000

TIF Increment Value

Net Assessed 192,851

Net Assessed Under Protest

Senior Freeze	0	0
Capped Parcels	46	23,436

Personal	Count	Value
Agricultural	5	9,044
Commercial	14	537,311
Mobile Home	2	6,908
Total Personal	21	553,263
Total Exempt	0	0

TIF Increment Value

Net Assessed 553,263

Net Assessed Under Protest

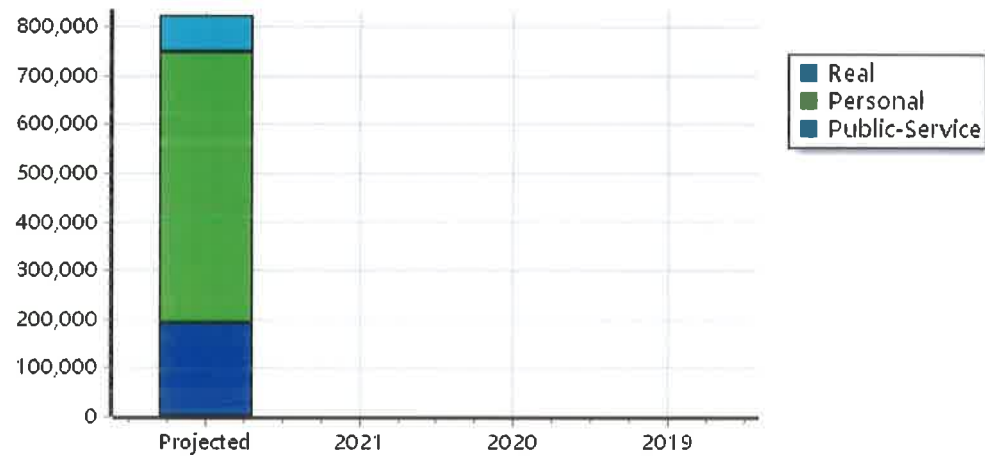
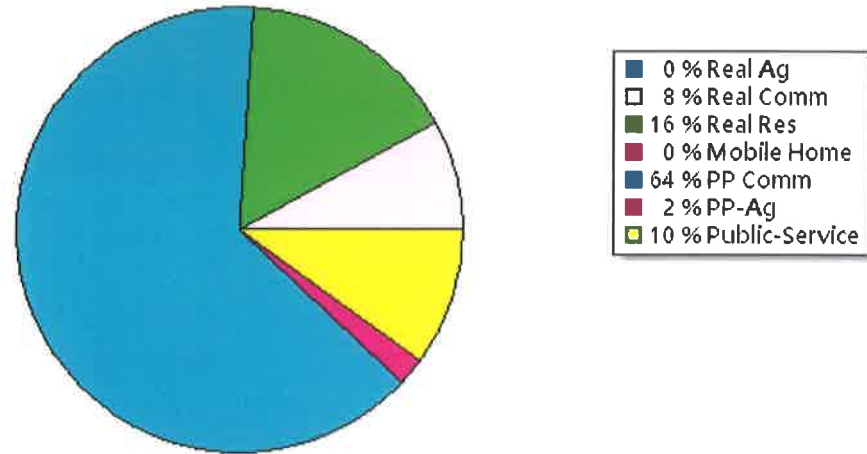
Public Service	Count	Value
Total PS Value	2	76,885

TIF Increment Value

Net Assessed 76,885

District Totals	
Total Gross Value	832,999
Homestead Loss	10,000
Other Exemption Loss	0
TIF Increment Value	
Retained TIF Value	
Net Assessed Value	822,999
Net Assessed Under Protest	

* Public Service Protests Values are not included on this report.



Real	Count	Value
Agricultural	30	22,237
Commercial	5	2,755
Residential	54	78,800
Total Real Value	89	103,792
Homestead	7	7,000
Veteran	0	0
Other	0	0
Total Exempt	7	7,000

TIF Increment Value

Net Assessed 96,792

Net Assessed Under Protest

Senior Freeze	0	0
Capped Parcels	42	25,667

Personal	Count	Value
Agricultural	7	14,852
Commercial	5	8,819
Mobile Home	0	0
Total Personal	12	23,671
Total Exempt	0	0

TIF Increment Value

Net Assessed 23,671

Net Assessed Under Protest

Public Service	Count	Value
Total PS Value	1	505

TIF Increment Value

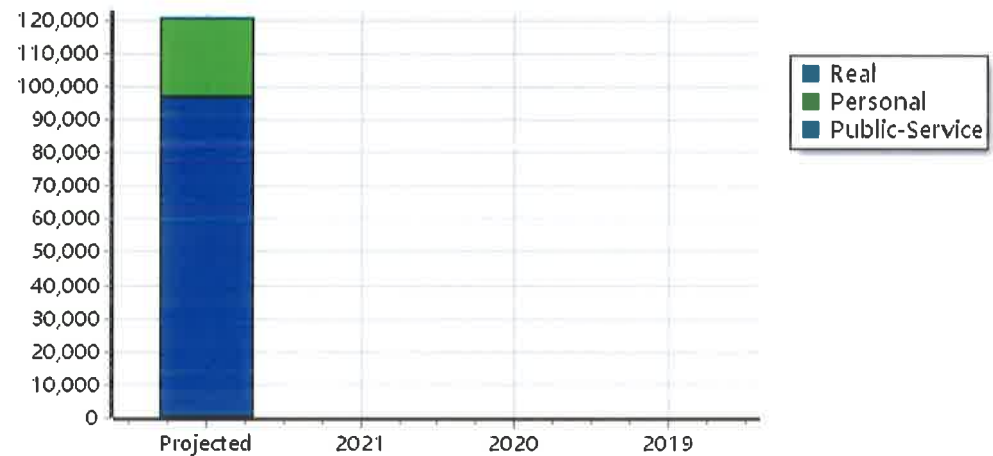
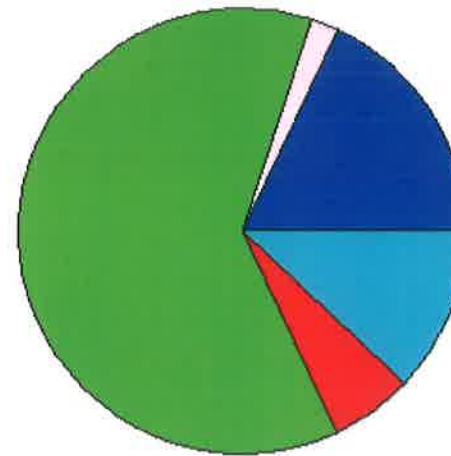
Net Assessed 505

District Totals

Total Gross Value	127,968
Homestead Loss	7,000
Other Exemption Loss	0
TIF Increment Value	
Retained TIF Value	
Net Assessed Value	120,968

Net Assessed Under Protest

* Public Service Protests Values are not included on this report.



Real	Count	Value
Agricultural	4,358	14,399,394
Commercial	417	2,882,251
Residential	1,735	7,611,276
Total Real Value	6,510	24,892,921
Homestead	716	721,726
Veteran	9	68,541
Other	0	0
Total Exempt	732	790,267

TIF Increment Value

Net Assessed 24,102,654

Net Assessed Under Protest

Senior Freeze	41	90,837
Capped Parcels	1,496	2,465,473

Personal	Count	Value
Agricultural	497	4,932,977
Commercial	490	14,468,178
Mobile Home	26	98,275
Total Personal	1,013	19,499,430
Total Exempt	1	1,888

TIF Increment Value

Net Assessed 19,497,542

Net Assessed Under Protest

Public Service	Count	Value
Total PS Value	77	24,701,035

TIF Increment Value

Net Assessed 24,701,035

District Totals

Total Gross Value	69,093,386
Homestead Loss	721,726
Other Exemption Loss	70,429

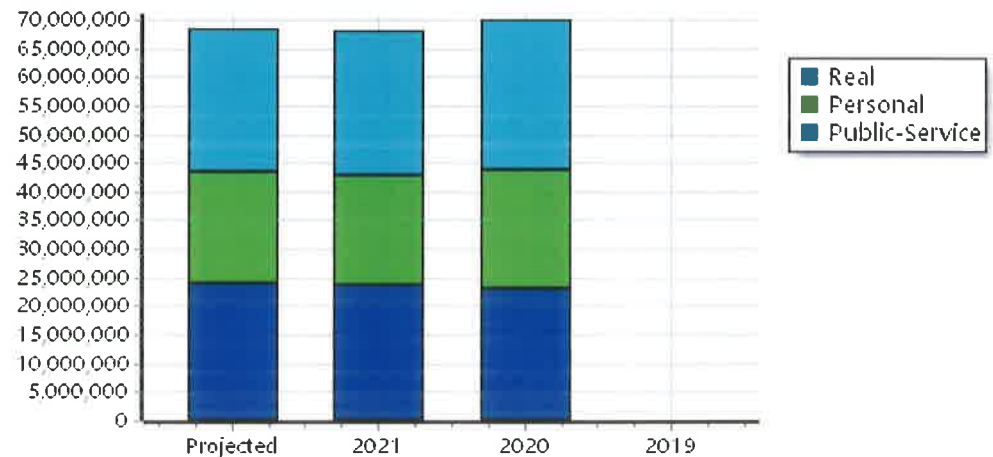
TIF Increment Value

Retained TIF Value

Net Assessed Value 68,301,231

Net Assessed Under Protest

* Public Service Protests Values are not included on this report.



Real	Count	Value
Agricultural	2,246	6,887,780
Commercial	210	1,438,442
Residential	859	3,299,762
Total Real Value	3,315	11,625,984

Homestead	343	345,479
Veteran	4	35,730
Other	0	0
Total Exempt	350	381,209

TIF Increment Value

Net Assessed 11,244,775

Net Assessed Under Protest

Senior Freeze	15	31,510
Capped Parcels	707	1,050,439

Personal	Count	Value
Agricultural	243	3,011,121
Commercial	205	5,087,945
Mobile Home	13	43,816
Total Personal	461	8,142,882

Total Exempt 0 0

TIF Increment Value

Net Assessed 8,142,882

Net Assessed Under Protest

Public Service	Count	Value
Total PS Value	22	3,044,623

TIF Increment Value

Net Assessed 3,044,623

District Totals

Total Gross Value	22,813,489
Homestead Loss	345,479
Other Exemption Loss	35,730

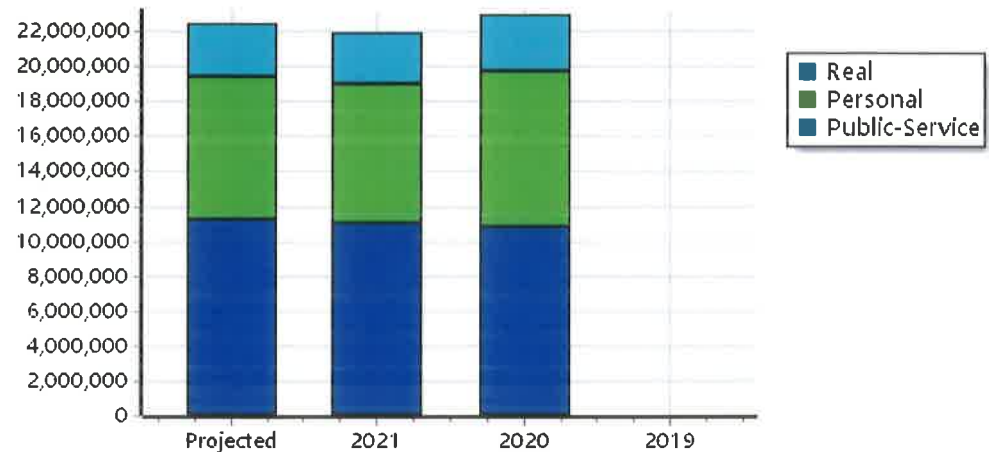
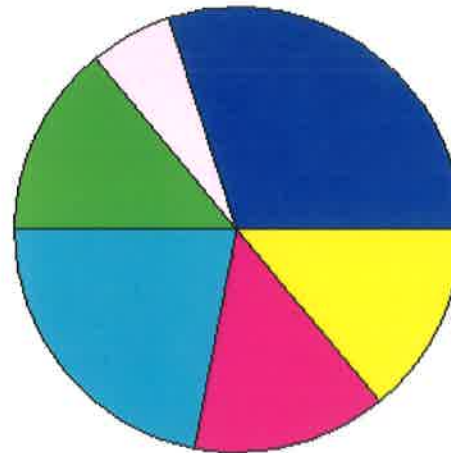
TIF Increment Value

Retained TIF Value

Net Assessed Value 22,432,280

Net Assessed Under Protest

* Public Service Protests Values are not included on this report.



Real	Count	Value
Agricultural	1,538	5,753,086
Commercial	185	1,366,408
Residential	766	4,148,693
Total Real Value	2,489	11,268,187

Homestead	342	345,247
Veteran	5	32,811
Other	0	0
Total Exempt	351	378,058

TIF Increment Value

Net Assessed 10,890,129

Net Assessed Under Protest

Senior Freeze	26	59,327
Capped Parcels	694	1,356,254

Personal	Count	Value
Agricultural	210	1,531,051
Commercial	230	3,927,537
Mobile Home	8	30,517
Total Personal	448	5,489,105

Total Exempt 1 1,888

TIF Increment Value

Net Assessed 5,487,217

Net Assessed Under Protest

Public Service	Count	Value
Total PS Value	34	5,430,888

TIF Increment Value

Net Assessed 5,430,888

District Totals

Total Gross Value	22,188,180
Homestead Loss	345,247
Other Exemption Loss	34,699

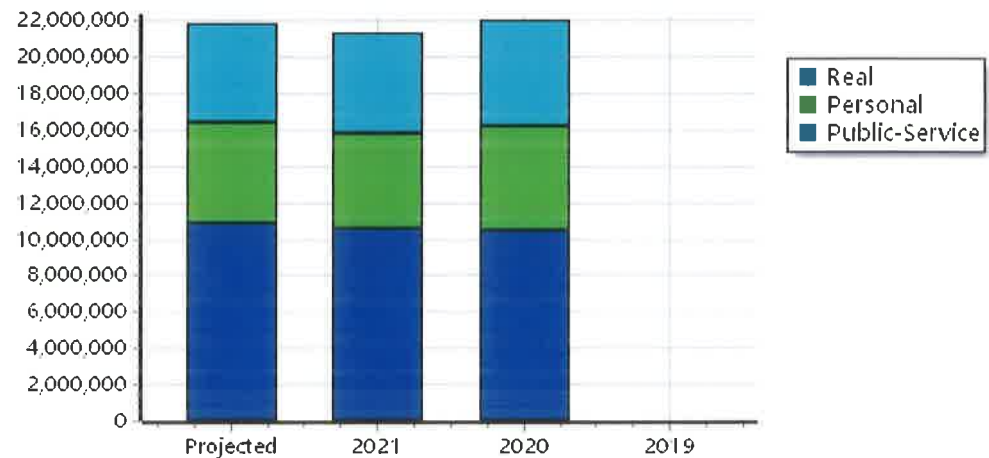
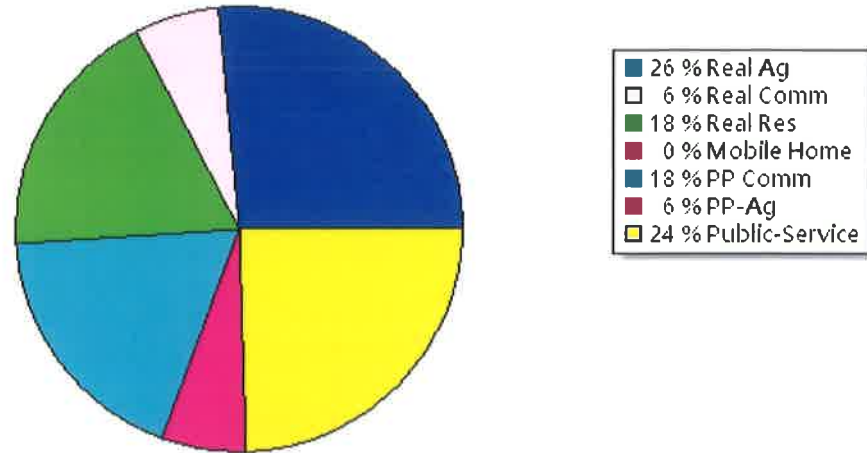
TIF Increment Value

Retained TIF Value

Net Assessed Value 21,808,234

Net Assessed Under Protest

* Public Service Protests Values are not included on this report.



Real	Count	Value
Agricultural	1,538	5,753,086
Commercial	185	1,366,408
Residential	766	4,148,693
Total Real Value	2,489	11,268,187
Homestead	342	345,247
Veteran	5	32,811
Other	0	0
Total Exempt	351	378,058

TIF Increment Value

Net Assessed 10,890,129

Net Assessed Under Protest

Senior Freeze	26	59,327
Capped Parcels	694	1,356,254

Personal	Count	Value
Agricultural	210	1,531,051
Commercial	230	3,927,537
Mobile Home	8	30,517
Total Personal	448	5,489,105
Total Exempt	1	1,888

TIF Increment Value

Net Assessed 5,487,217

Net Assessed Under Protest

Public Service	Count	Value
Total PS Value	34	5,430,888

TIF Increment Value

Net Assessed 5,430,888

Southern Star Central Gas Pipeline, Inc (249,967 Protested)

District Totals

Total Gross Value	22,188,180
Homestead Loss	345,247
Other Exemption Loss	34,699

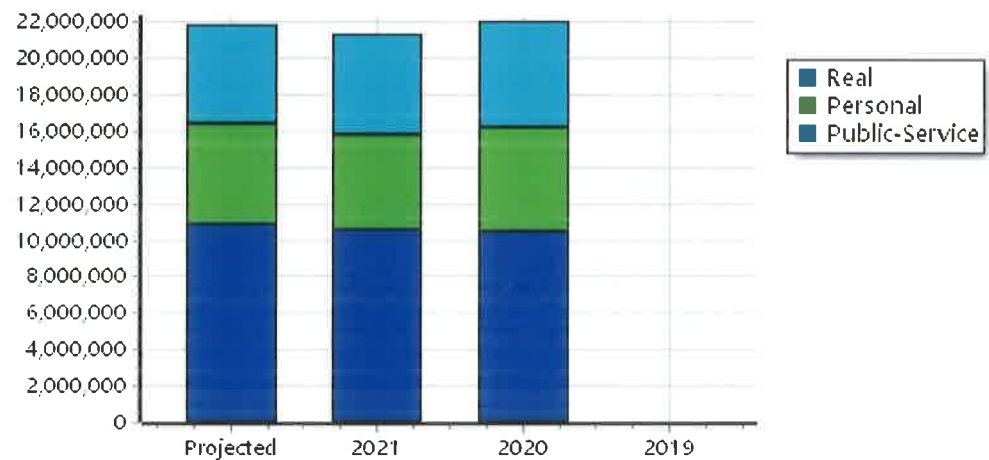
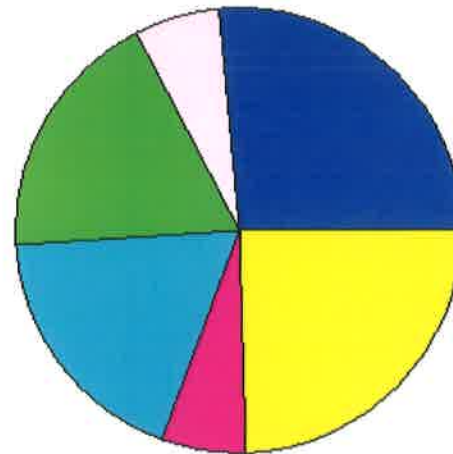
TIF Increment Value

Retained TIF Value

Net Assessed Value 21,808,234

Net Assessed Under Protest

* Public Service Protests Values are not included on this report.



Real	Count	Value
Agricultural	2,246	6,887,780
Commercial	210	1,438,442
Residential	859	3,299,762
Total Real Value	3,315	11,625,984
Homestead	343	345,479
Veteran	4	35,730
Other	0	0
Total Exempt	350	381,209

TIF Increment Value

Net Assessed 11,244,775

Net Assessed Under Protest

Senior Freeze	15	31,510
Capped Parcels	707	1,050,439

Personal	Count	Value
Agricultural	243	3,011,121
Commercial	205	5,087,945
Mobile Home	13	43,816
Total Personal	461	8,142,882
Total Exempt	0	0

TIF Increment Value

Net Assessed 8,142,882

Net Assessed Under Protest

Public Service	Count	Value
Total PS Value	22	3,044,623

TIF Increment Value

Net Assessed 3,044,623

*Southern Star Centrl
Gas Pipeline, JTC
712,892
(protected)*

District Totals

Total Gross Value	22,813,489
Homestead Loss	345,479
Other Exemption Loss	35,730

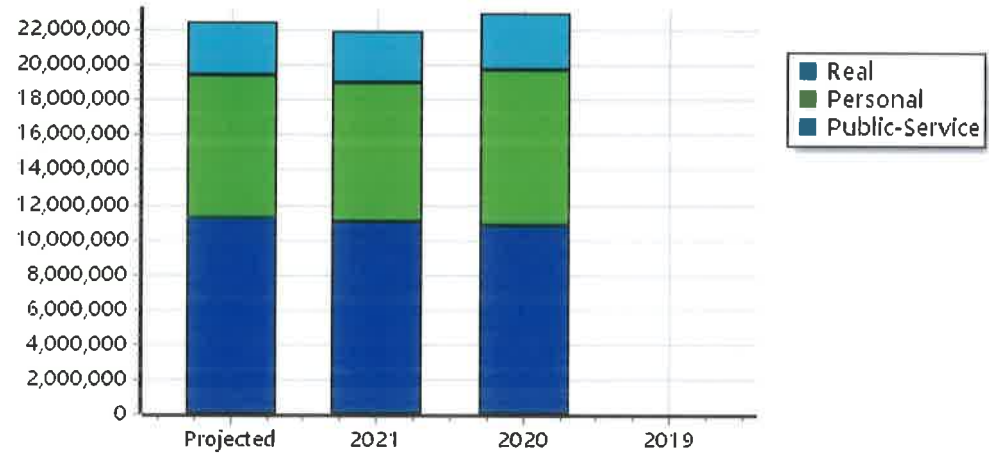
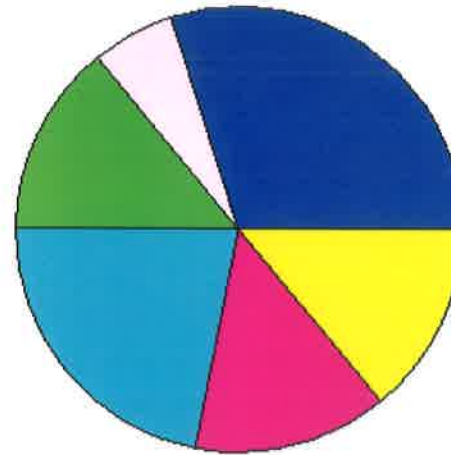
TIF Increment Value

Retained TIF Value

Net Assessed Value 22,432,280

Net Assessed Under Protest

* Public Service Protests Values are not included on this report.



Real	Count	Value
Agricultural	72	127,196
Commercial	0	0
Residential	0	0
Total Real Value	72	127,196
Homestead	0	0
Veteran	0	0
Other	0	0
Total Exempt	0	0

TIF Increment Value

Net Assessed 127,196

Net Assessed Under Protest

Senior Freeze	0	0
Capped Parcels	3	8,966

Personal	Count	Value
Agricultural	3	6,681
Commercial	11	1,535,130
Mobile Home	0	0
Total Personal	14	1,541,811
Total Exempt	0	0

TIF Increment Value

Net Assessed 1,541,811

Net Assessed Under Protest

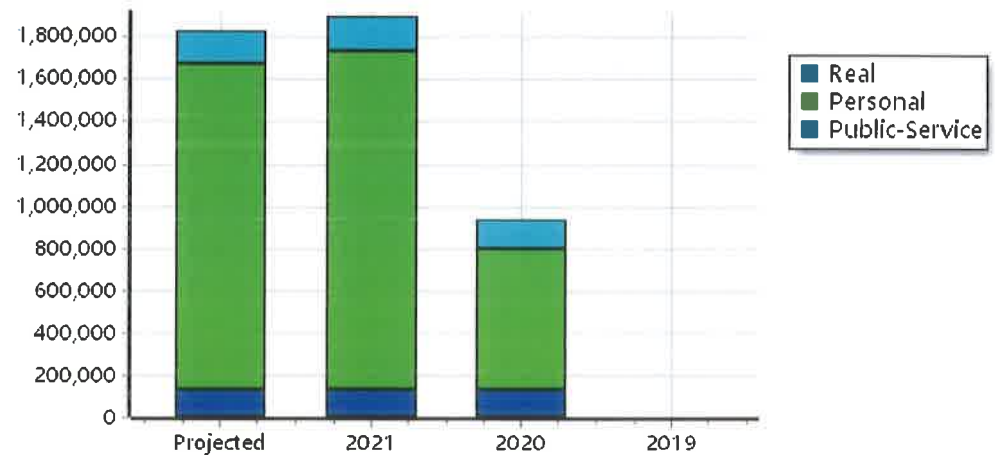
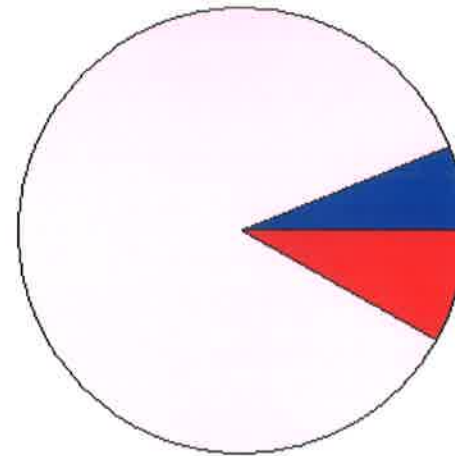
Public Service	Count	Value
Total PS Value	5	157,668
TIF Increment Value		
Net Assessed		157,668

District Totals

Total Gross Value	1,826,675
Homestead Loss	0
Other Exemption Loss	0
TIF Increment Value	
Retained TIF Value	
Net Assessed Value	1,826,675

Net Assessed Under Protest

* Public Service Protests Values are not included on this report.



Real	Count	Value
Agricultural	396	1,380,501
Commercial	21	74,401
Residential	110	162,821
Total Real Value	527	1,617,723
Homestead	30	30,000
Veteran	0	0
Other	0	0
Total Exempt	30	30,000

TIF Increment Value

Net Assessed 1,587,723

Net Assessed Under Protest

Senior Freeze	0	0
Capped Parcels	91	46,849

Personal	Count	Value
Agricultural	37	302,118
Commercial	34	3,785,039
Mobile Home	5	23,942
Total Personal	76	4,111,099
Total Exempt	0	0

TIF Increment Value

Net Assessed 4,111,099

Net Assessed Under Protest

Public Service	Count	Value
Total PS Value	12	16,012,013

TIF Increment Value

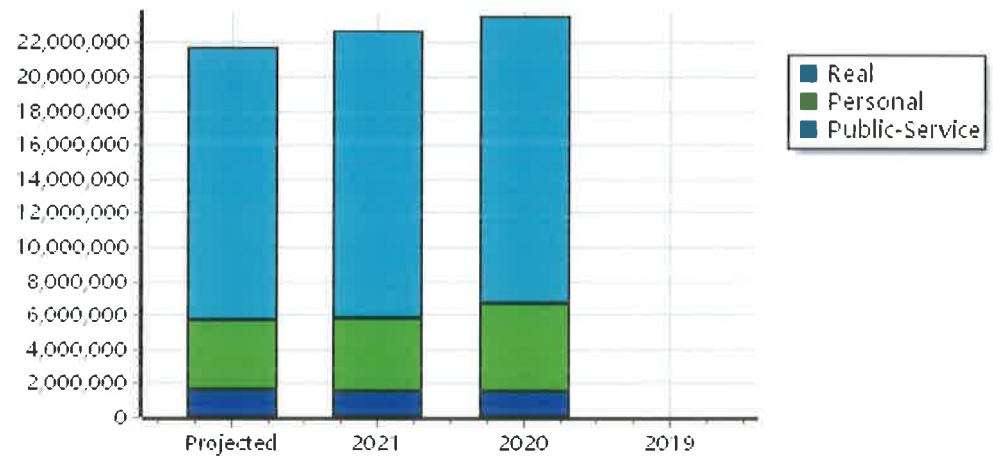
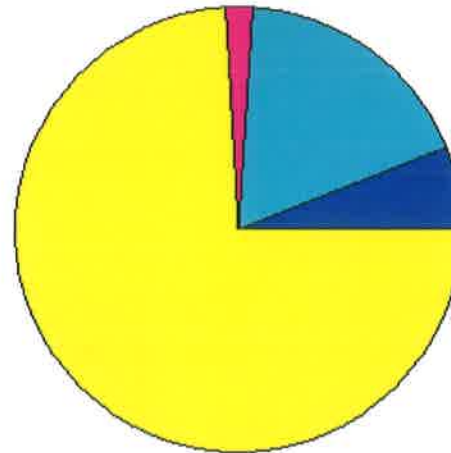
Net Assessed 16,012,013

District Totals

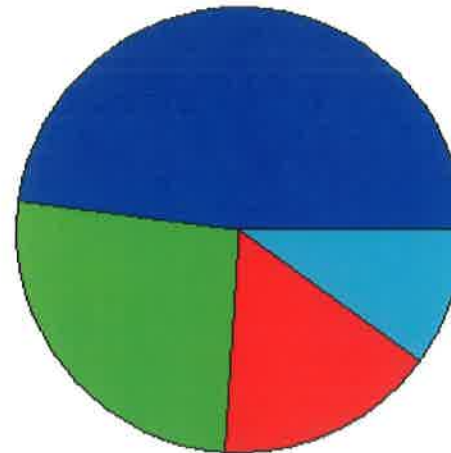
Total Gross Value	21,740,835
Homestead Loss	30,000
Other Exemption Loss	0
TIF Increment Value	
Retained TIF Value	
Net Assessed Value	21,710,835

Net Assessed Under Protest

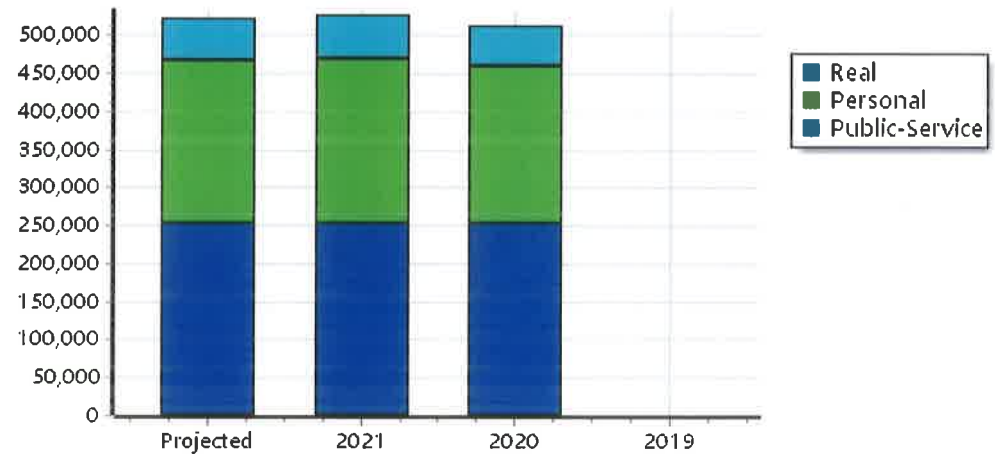
* Public Service Protests Values are not included on this report.



Real	Count	Value
Agricultural	106	250,831
Commercial	1	3,000
Residential	0	0
Total Real Value	107	253,831
Homestead	1	1,000
Veteran	0	0
Other	0	0
Total Exempt	1	1,000
TIF Increment Value		
Net Assessed		252,831
Net Assessed Under Protest		
Senior Freeze	0	0
Capped Parcels	1	2,965



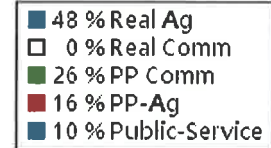
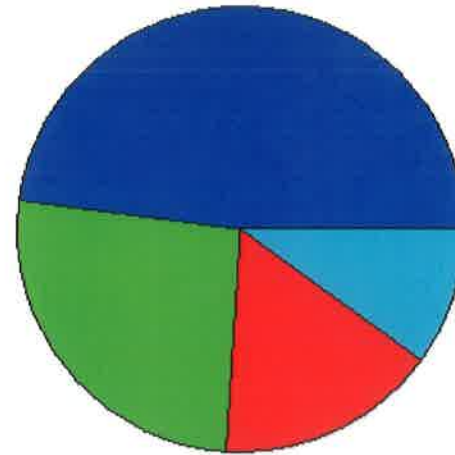
Personal	Count	Value
Agricultural	4	82,006
Commercial	10	132,527
Mobile Home	0	0
Total Personal	14	214,533
Total Exempt	0	0
TIF Increment Value		
Net Assessed		214,533
Net Assessed Under Protest		
Public Service		
Total PS Value	4	55,843
TIF Increment Value		
Net Assessed		55,843



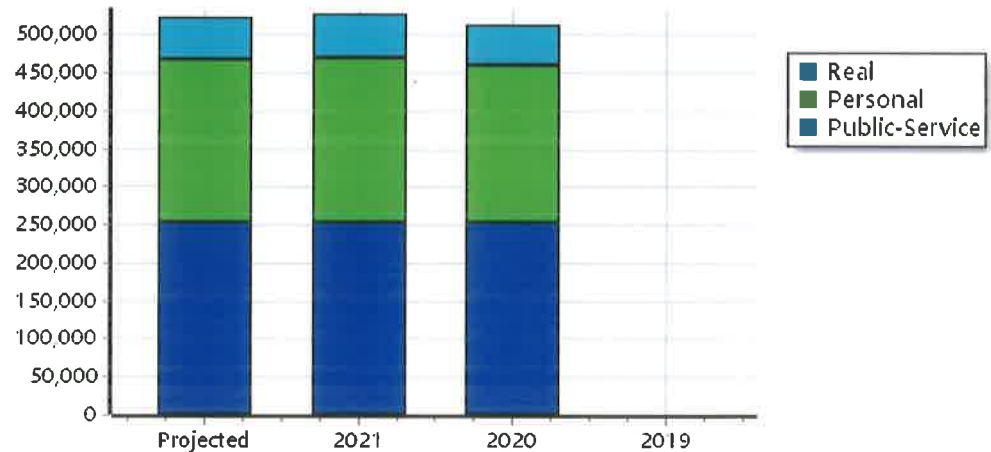
District Totals	
Total Gross Value	524,207
Homestead Loss	1,000
Other Exemption Loss	0
TIF Increment Value	
Retained TIF Value	
Net Assessed Value	523,207
Net Assessed Under Protest	

* Public Service Protests Values are not included on this report.

Real	Count	Value
Agricultural	106	250,831
Commercial	1	3,000
Residential	0	0
Total Real Value	107	253,831
Homestead	1	1,000
Veteran	0	0
Other	0	0
Total Exempt	1	1,000
TIF Increment Value		
Net Assessed		252,831
Net Assessed Under Protest		
Senior Freeze	0	0
Capped Parcels	1	2,965



Personal	Count	Value
Agricultural	4	82,006
Commercial	10	132,527
Mobile Home	0	0
Total Personal	14	214,533
Total Exempt	0	0
TIF Increment Value		
Net Assessed		214,533
Net Assessed Under Protest		
Public Service		
Total PS Value	4	55,843
TIF Increment Value		
Net Assessed		55,843



District Totals	
Total Gross Value	524,207
Homestead Loss	1,000
Other Exemption Loss	0
TIF Increment Value	
Retained TIF Value	
Net Assessed Value	523,207
Net Assessed Under Protest	

* Public Service Protests Values are not included on this report.

Real	Count	Value
Agricultural	2,714	8,395,477
Commercial	231	1,512,843
Residential	969	3,462,583
Total Real Value	3,914	13,370,903
Homestead	373	375,479
Veteran	4	35,730
Other	0	0
Total Exempt	380	411,209

TIF Increment Value

Net Assessed 12,959,694

Net Assessed Under Protest

Senior Freeze	15	31,510
Capped Parcels	801	1,106,254

Personal	Count	Value
Agricultural	283	3,319,920
Commercial	250	10,408,114
Mobile Home	18	67,758
Total Personal	551	13,795,792
Total Exempt	0	0

TIF Increment Value

Net Assessed 13,795,792

Net Assessed Under Protest

Public Service	Count	Value
Total PS Value	39	19,214,304

TIF Increment Value

Net Assessed 19,214,304

District Totals

Total Gross Value	46,380,999
Homestead Loss	375,479
Other Exemption Loss	35,730

TIF Increment Value

Retained TIF Value

Net Assessed Value 45,969,790

Net Assessed Under Protest

* Public Service Protests Values are not included on this report.

