

2024 HASKELL COUNTY ASSESSOR'S OFFICE REPORT TO THE EXCISE BOARD

07/23/2024

City/Town								
DISTRICT	DESCRIPTION	PERSONAL PROPERTY	REAL PROPERTY	PUBLIC SERVICE	TOTAL VALUATION	HOMESTEAD EXEMPTIONS	OTHER EXEMPTIONS	NET VALUATION
T020	Tamaha City	0	245,805	0	245,805	19,107	13,785	212,913
T13	Kinta City	35,260	646,601	820	682,681	45,259	36,065	601,357
T20	Stigler City	1,843,814	12,461,471	252,506	14,557,791	403,243	357,843	13,796,705
T37	McCurtain City	14,938	729,705	175	744,818	72,455	23,701	648,662
T43	Keota City	86,736	995,940	36,435	1,119,111	94,918	12,939	1,011,254
CITY/TOWN TOTAL VALUATION		1,980,748	15,079,522	289,936	17,350,206	634,982	444,333	16,270,891

County								
DISTRICT	DESCRIPTION	PERSONAL PROPERTY	REAL PROPERTY	PUBLIC SERVICE	TOTAL VALUATION	HOMESTEAD EXEMPTIONS	OTHER EXEMPTIONS	NET VALUATION
C001	HASKELL County General	11,446,905	54,952,136	17,387,353	83,786,394	2,679,411	1,869,429	79,237,554
COUNTY TOTAL VALUATION		11,446,905	54,952,136	17,387,353	83,786,394	2,679,411	1,869,429	79,237,554

Other								
DISTRICT	DESCRIPTION	PERSONAL PROPERTY	REAL PROPERTY	PUBLIC SERVICE	TOTAL VALUATION	HOMESTEAD EXEMPTIONS	OTHER EXEMPTIONS	NET VALUATION
EMS	EMS	11,446,905	54,952,136	17,387,353	83,786,394	2,679,411	1,869,429	79,237,554
OTHER TOTAL VALUATION		11,446,905	54,952,136	17,387,353	83,786,394	2,679,411	1,869,429	79,237,554

School								
DISTRICT	DESCRIPTION	PERSONAL PROPERTY	REAL PROPERTY	PUBLIC SERVICE	TOTAL VALUATION	HOMESTEAD EXEMPTIONS	OTHER EXEMPTIONS	NET VALUATION
I-10	Whitefield	468,870	2,949,756	559,454	3,978,080	202,118	37,123	3,738,839
I-13	Kinta	2,594,334	5,046,476	2,810,068	10,450,878	302,216	199,436	9,949,226
I-20	Stigler	4,183,939	34,875,178	6,984,799	46,043,916	1,338,186	1,221,388	43,484,342
I-37	McCurtain	1,435,346	2,339,847	2,883,761	6,658,954	156,818	80,139	6,421,997
I-43	Keota	1,554,100	7,267,589	3,867,665	12,689,354	522,166	223,415	11,943,773
JT-17	Quinton (Pittsburg)	1,210,316	2,473,290	281,606	3,965,212	157,907	107,928	3,699,377
SCHOOL TOTAL VALUATION		11,446,905	54,952,136	17,387,353	83,786,394	2,679,411	1,869,429	79,237,554

Vo-Tech								
DISTRICT	DESCRIPTION	PERSONAL PROPERTY	REAL PROPERTY	PUBLIC SERVICE	TOTAL VALUATION	HOMESTEAD EXEMPTIONS	OTHER EXEMPTIONS	NET VALUATION

2024 HASKELL COUNTY ASSESSOR'S OFFICE REPORT TO THE EXCISE BOARD

07/23/2024

Vo-Tech								
DISTRICT	DESCRIPTION	PERSONAL PROPERTY	REAL PROPERTY	PUBLIC SERVICE	TOTAL VALUATION	HOMESTEAD EXEMPTIONS	OTHER EXEMPTIONS	NET VALUATION
V7	Kiamichi Vo Tech	11,446,905	54,952,136	17,387,353	83,786,394	2,679,411	1,869,429	79,237,554
VO-TECH TOTAL VALUATION		11,446,905	54,952,136	17,387,353	83,786,394	2,679,411	1,869,429	79,237,554

I, Shawna Hudspeth, Assessor of HASKELL County Oklahoma, do hereby certify that the foregoing is a true and correct statement of valuations for Real Estate, Personal Property, Public Service and Homestead Exemptions as certified by the State Board of Equalization and shown by the records in the County Assessor's office. Subscribed by my name and affixed the seal of the County Assessor's office on this day of 07/23/2024.


State of Oklahoma)
) SS
HASKELL County)


7/23/2024
Date

Shawna Hudspeth
 County Assessor
 HASKELL County

Seal

I, KAREN MCCLARY, County Clerk of HASKELL County Oklahoma, do hereby certify that the above is a true, correct and complete list of the valuations of HASKELL County Oklahoma as certified by the HASKELL County Assessor's office.



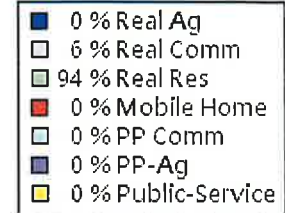
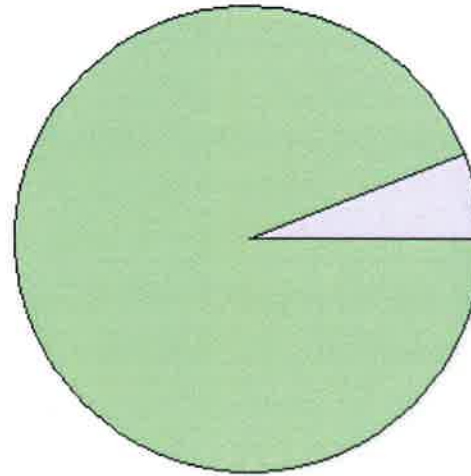
KAREN MCCLARY
 County Clerk
 HASKELL County

Seal

Excise Board:   

Date

Real	Count	Value
Agricultural	0	0
Commercial	2	14,687
Residential	105	231,118
Total Real Value	107	245,805
Homestead	18	19,107
Veteran	2	13,785
Other	0	0
Total Exempt	22	32,892



TIF Increment Value

Net Assessed 212,913

Net Assessed Under Protest

Senior Freeze	5	16,124
Capped Parcels	61	34,859

Personal	Count	Value
Agricultural	0	0
Commercial	0	0
Mobile Home	0	0
Total Personal	0	0
Total Exempt	0	0

TIF Increment Value

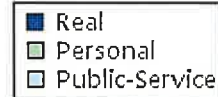

Net Assessed 0

Net Assessed Under Protest

Public Service	Count	Value
Total PS Value	0	0

TIF Increment Value

Net Assessed 0



District Totals

Total Gross Value	245,805
Homestead Loss	19,107
Other Exemption Loss	13,785

TIF Increment Value

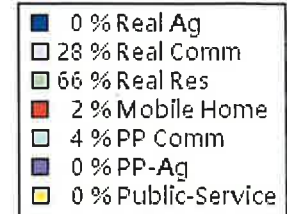
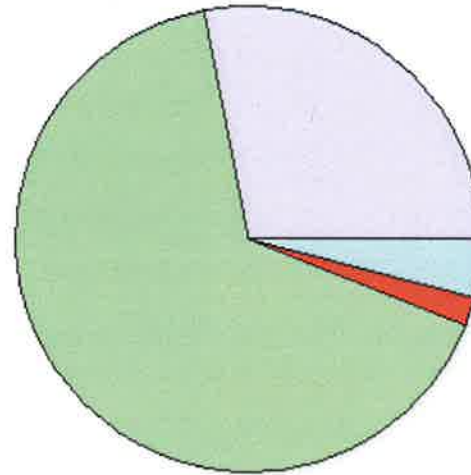
Retained TIF Value

Net Assessed Value 212,913

Net Assessed Under Protest

* Public Service Protests Values are not included on this report.

Real	Count	Value
Agricultural	0	0
Commercial	24	197,513
Residential	280	449,088
Total Real Value	304	646,601
Homestead	41	45,259
Veteran	6	36,065
Other	0	0
Total Exempt	52	81,324



TIF Increment Value

Net Assessed 565,277

Net Assessed Under Protest

Senior Freeze	12	29,402
Capped Parcels	189	134,842

Personal	Count	Value
Agricultural	1	61
Commercial	7	25,143
Mobile Home	3	10,056
Total Personal	11	35,260
Total Exempt	0	0

TIF Increment Value

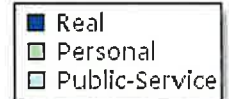
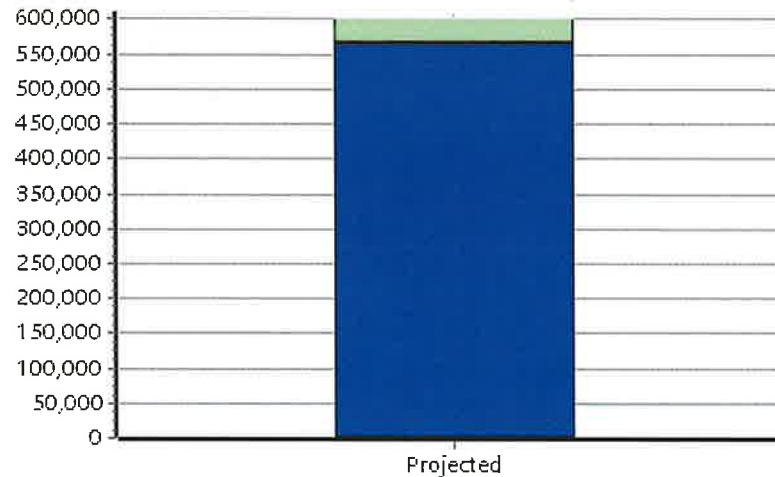
Net Assessed 35,260

Net Assessed Under Protest

Public Service	Count	Value
Total PS Value	2	820

TIF Increment Value

Net Assessed 820



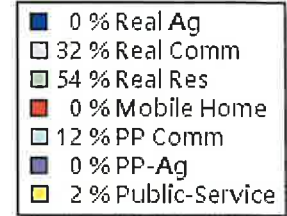
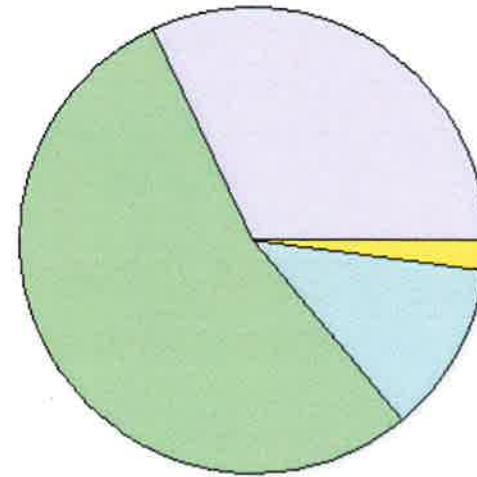
District Totals

Total Gross Value	682,681
Homestead Loss	45,259
Other Exemption Loss	36,065
TIF Increment Value	
Retained TIF Value	
Net Assessed Value	601,357

Net Assessed Under Protest

* Public Service Protests Values are not included on this report.

Real	Count	Value
Agricultural	7	18,705
Commercial	214	4,601,950
Residential	1,176	7,840,816
Total Real Value	1,397	12,461,471
Homestead	362	403,243
Veteran	23	357,843
Other	0	0
Total Exempt	428	761,086



TIF Increment Value

Net Assessed 11,700,385

Net Assessed Under Protest

Senior Freeze	66	232,108
Capped Parcels	1,110	3,958,033

Personal	Count	Value
Agricultural	10	5,177
Commercial	186	1,829,681
Mobile Home	7	11,265
Total Personal	203	1,846,123
Total Exempt	5	2,309

TIF Increment Value

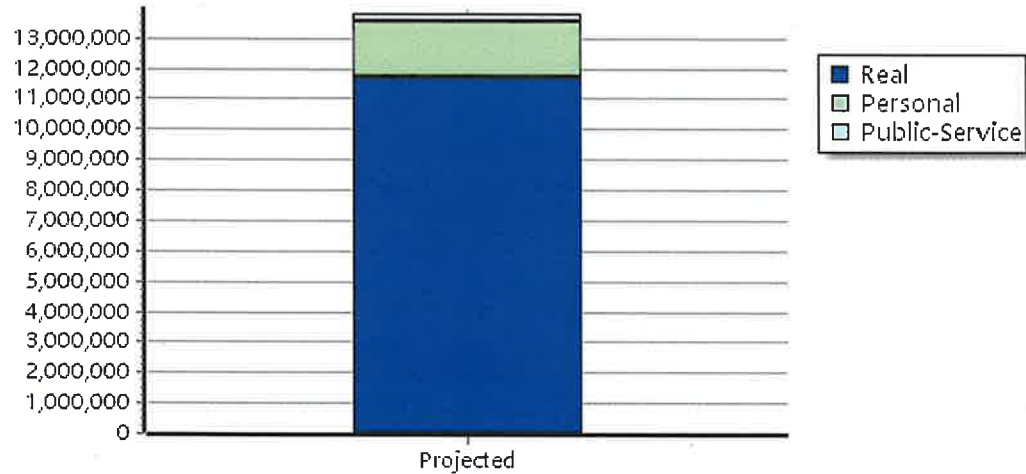
Net Assessed 1,843,814

Net Assessed Under Protest

Public Service	Count	Value
Total PS Value	7	252,506

TIF Increment Value

Net Assessed 252,506



District Totals

Total Gross Value	14,560,100
Homestead Loss	403,243
Other Exemption Loss	360,152

TIF Increment Value

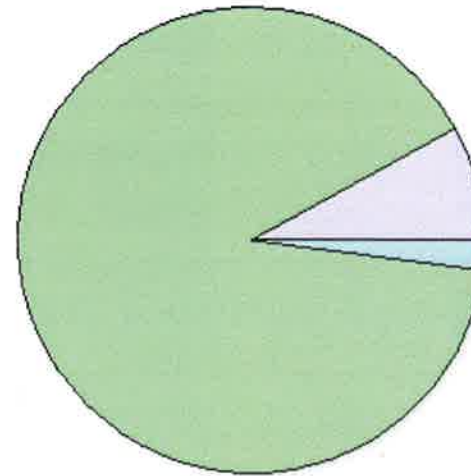
Retained TIF Value

Net Assessed Value 13,796,705

Net Assessed Under Protest

* Public Service Protests Values are not included on this report.

Real	Count	Value
Agricultural	0	0
Commercial	19	53,868
Residential	425	675,837
Total Real Value	444	729,705
Homestead	69	72,455
Veteran	4	23,701
Other	0	0
Total Exempt	79	96,156



0 % Real Ag
8 % Real Comm
90 % Real Res
0 % Mobile Home
2 % PP Comm
0 % PP-Ag
0 % Public-Service

TIF Increment Value

Net Assessed 633,549

Net Assessed Under Protest

Senior Freeze	10	23,729
Capped Parcels	411	360,941

Personal	Count	Value
Agricultural	1	607
Commercial	7	9,929
Mobile Home	2	4,402
Total Personal	10	14,938
Total Exempt	0	0

TIF Increment Value


Net Assessed 14,938

Net Assessed Under Protest

Public Service	Count	Value
Total PS Value	1	175

TIF Increment Value

Net Assessed 175



District Totals	
Total Gross Value	744,818
Homestead Loss	72,455
Other Exemption Loss	23,701
TIF Increment Value	
Retained TIF Value	
Net Assessed Value	648,662
Net Assessed Under Protest	

* Public Service Protests Values are not included on this report.

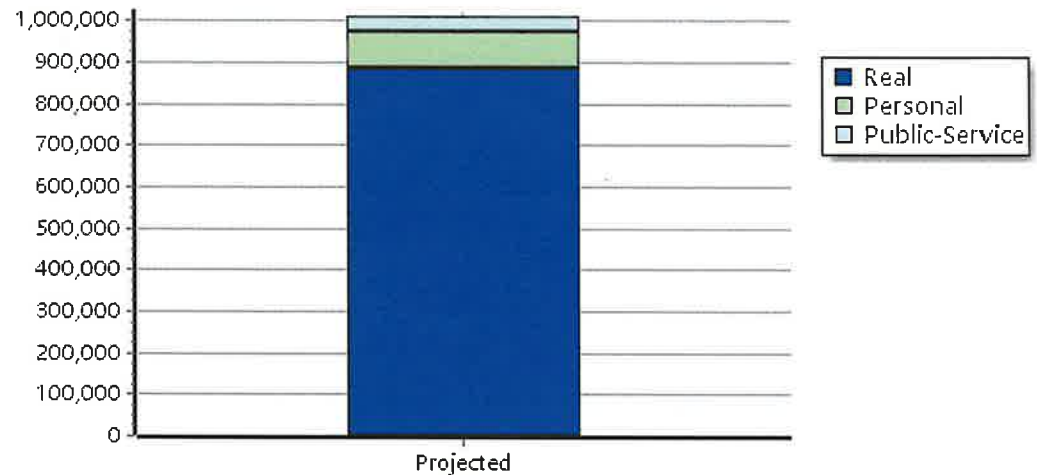
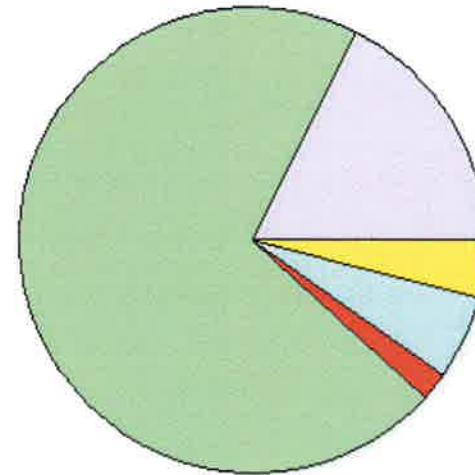
Real	Count	Value
Agricultural	0	0
Commercial	46	194,850
Residential	286	801,090
Total Real Value	332	995,940
Homestead	85	94,918
Veteran	4	12,939
Other	0	0
Total Exempt	101	107,857
TIF Increment Value		
Net Assessed		888,083
Net Assessed Under Protest		
Senior Freeze	18	58,882
Capped Parcels	288	463,127

Personal	Count	Value
Agricultural	0	0
Commercial	24	64,223
Mobile Home	9	22,513
Total Personal	33	86,736
Total Exempt	0	0
TIF Increment Value		
Net Assessed		86,736
Net Assessed Under Protest		

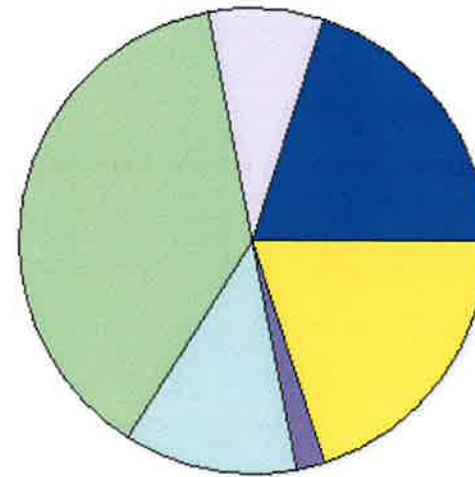
Public Service	Count	Value
Total PS Value	3	36,435
TIF Increment Value		
Net Assessed		36,435

District Totals	
Total Gross Value	1,119,111
Homestead Loss	94,918
Other Exemption Loss	12,939
TIF Increment Value	
Retained TIF Value	
Net Assessed Value	1,011,254
Net Assessed Under Protest	

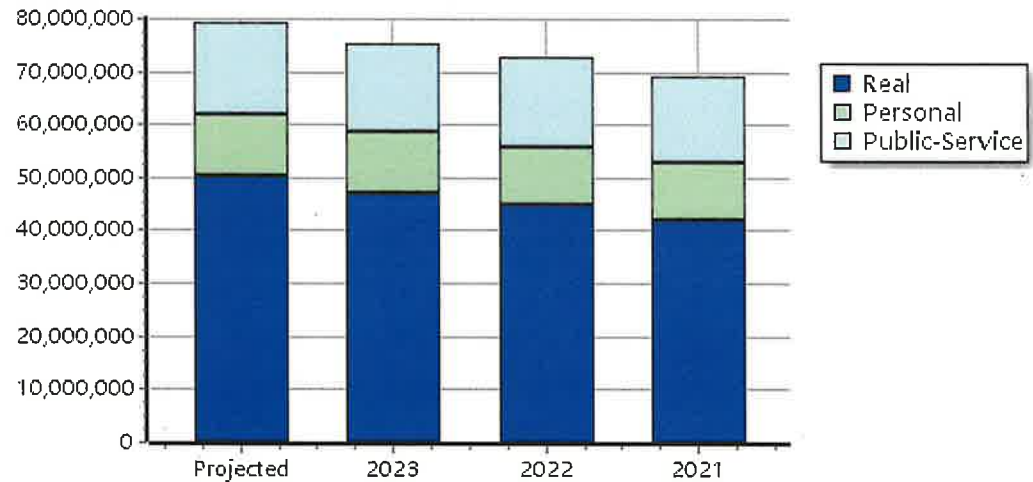
* Public Service Protests Values are not included on this report.



Real	Count	Value
Agricultural	4,454	17,011,994
Commercial	403	6,588,050
Residential	6,922	31,352,092
Total Real Value	11,779	54,952,136
Homestead	2,483	2,679,411
Veteran	165	1,869,429
Other	0	0
Total Exempt	2,876	4,548,840
TIF Increment Value		
Net Assessed		50,403,296
Net Assessed Under Protest	0	0
Senior Freeze	397	1,556,638
Capped Parcels	6,867	16,703,935



Personal	Count	Value
Agricultural	510	1,243,098
Commercial	454	9,478,641
Mobile Home	248	747,268
Total Personal	1,212	11,469,007
Total Exempt	101	22,102
TIF Increment Value		
Net Assessed		11,446,905
Net Assessed Under Protest	3	250,216
Public Service		
Total PS Value	104	17,387,353
TIF Increment Value		
Net Assessed		17,387,353



District Totals	
Total Gross Value	83,808,496
Homestead Loss	2,679,411
Other Exemption Loss	1,891,531
TIF Increment Value	
Retained TIF Value	
Net Assessed Value	79,237,554
Net Assessed Under Protest	250,216

* Public Service Protests Values are not included on this report.

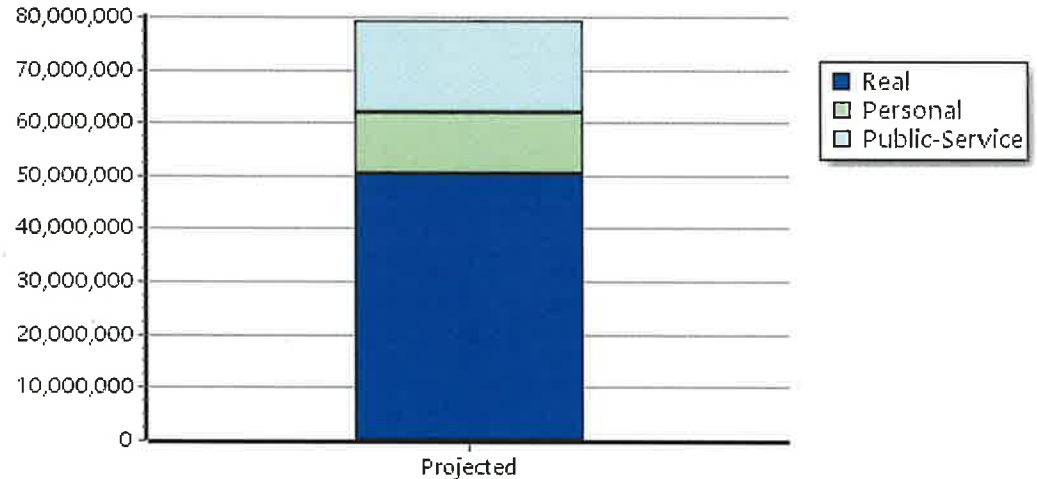
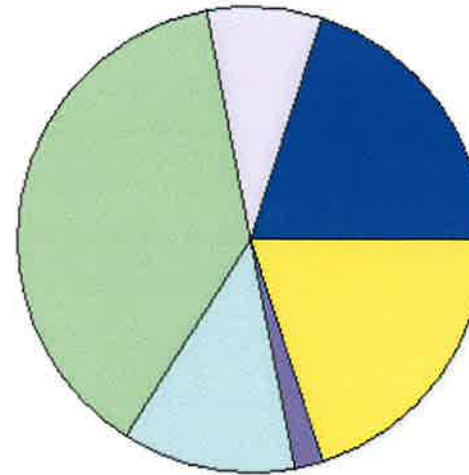
Real	Count	Value
Agricultural	4,454	17,011,994
Commercial	403	6,588,050
Residential	6,922	31,352,092
Total Real Value	11,779	54,952,136
Homestead	2,483	2,679,411
Veteran	165	1,869,429
Other	0	0
Total Exempt	2,876	4,548,840
TIF Increment Value		
Net Assessed		50,403,296
Net Assessed Under Protest	0	0
Senior Freeze	397	1,556,638
Capped Parcels	6,867	16,703,935

Personal	Count	Value
Agricultural	510	1,243,098
Commercial	454	9,478,641
Mobile Home	248	747,268
Total Personal	1,212	11,469,007
Total Exempt	101	22,102
TIF Increment Value		
Net Assessed		11,446,905
Net Assessed Under Protest	3	250,216

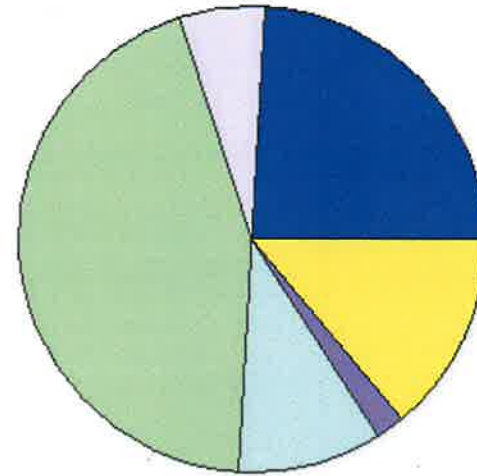
Public Service	Count	Value
Total PS Value	104	17,387,353
TIF Increment Value		
Net Assessed		17,387,353

District Totals	
Total Gross Value	83,808,496
Homestead Loss	2,679,411
Other Exemption Loss	1,891,531
TIF Increment Value	
Retained TIF Value	
Net Assessed Value	79,237,554
Net Assessed Under Protest	250,216

* Public Service Protests Values are not included on this report.



Real	Count	Value
Agricultural	276	959,567
Commercial	21	230,722
Residential	410	1,759,467
Total Real Value	707	2,949,756
Homestead	186	202,118
Veteran	5	37,123
Other	0	0
Total Exempt	210	239,241



24 % Real Ag
6 % Real Comm
44 % Real Res
0 % Mobile Home
10 % PP Comm
2 % PP-Ag
14 % Public-Service

TIF Increment Value

Net Assessed 2,710,515

Net Assessed Under Protest

Senior Freeze	33	111,452
Capped Parcels	421	962,363

Personal	Count	Value
Agricultural	24	48,816
Commercial	34	391,834
Mobile Home	12	28,820
Total Personal	70	469,470
Total Exempt	3	600

TIF Increment Value

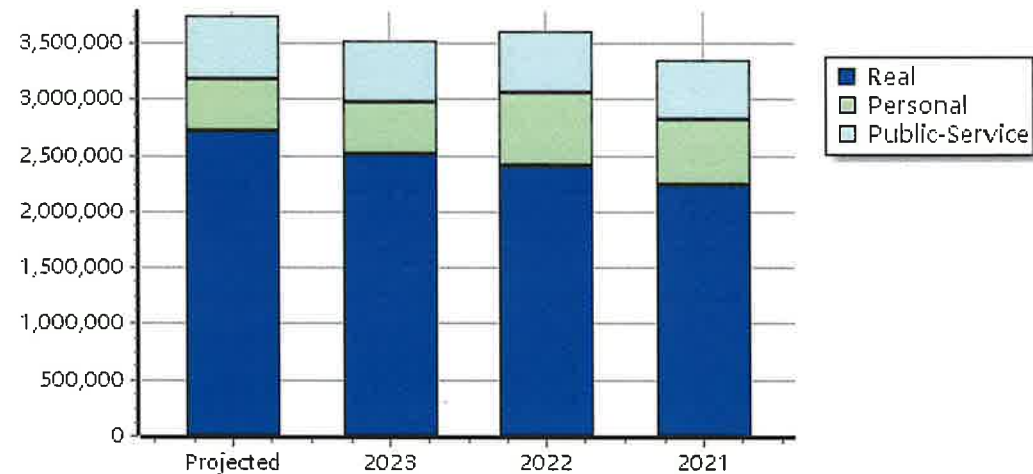
Net Assessed 468,870

Net Assessed Under Protest

Public Service	Count	Value
Total PS Value	14	559,454

TIF Increment Value

Net Assessed 559,454



District Totals

Total Gross Value	3,978,680
Homestead Loss	202,118
Other Exemption Loss	37,723

TIF Increment Value

Retained TIF Value

Net Assessed Value 3,738,839

Net Assessed Under Protest

* Public Service Protests Values are not included on this report.

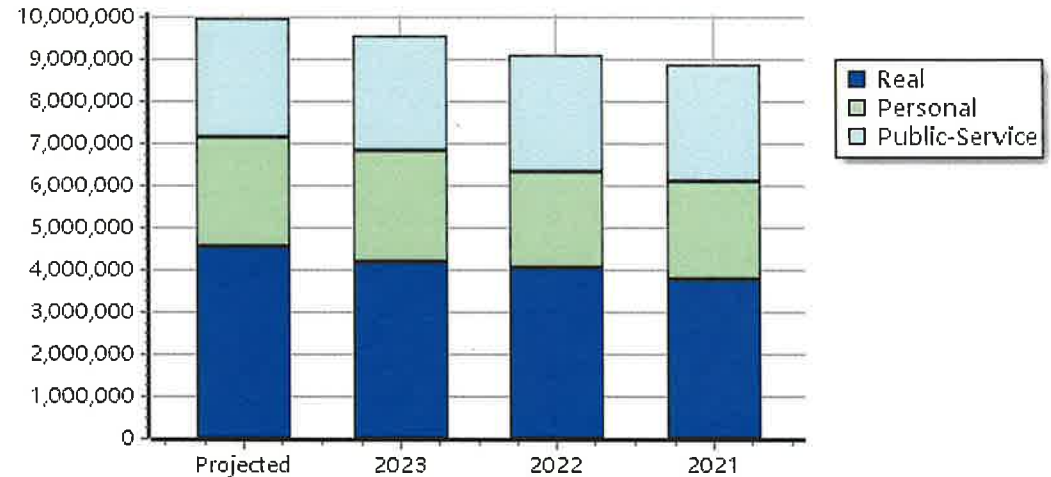
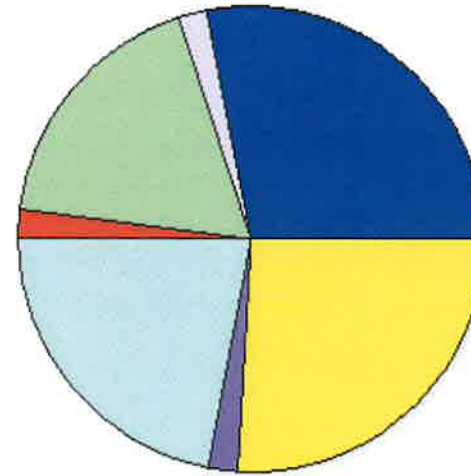
Real	Count	Value
Agricultural	1,025	2,949,542
Commercial	30	229,647
Residential	810	1,867,287
Total Real Value	1,865	5,046,476
Homestead	275	302,216
Veteran	23	199,436
Other	0	0
Total Exempt	329	501,652
TIF Increment Value		
Net Assessed		4,544,824
Net Assessed Under Protest	0	0
Senior Freeze	51	174,295
Capped Parcels	916	1,385,754

Personal	Count	Value
Agricultural	101	175,183
Commercial	45	2,310,226
Mobile Home	30	114,796
Total Personal	176	2,600,205
Total Exempt	26	5,871
TIF Increment Value		
Net Assessed		2,594,334
Net Assessed Under Protest	1	67,520

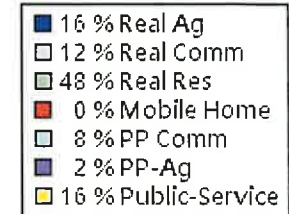
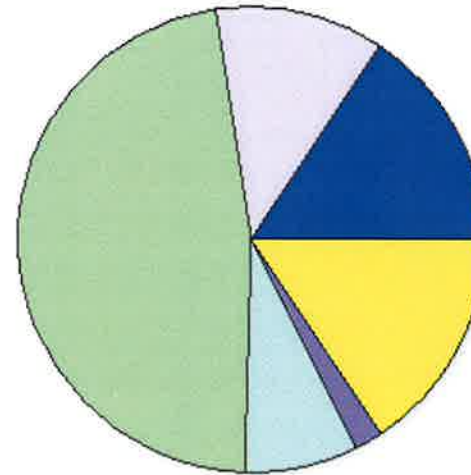
Public Service	Count	Value
Total PS Value	20	2,810,068
TIF Increment Value		
Net Assessed		2,810,068

District Totals	
Total Gross Value	10,456,749
Homestead Loss	302,216
Other Exemption Loss	205,307
TIF Increment Value	
Retained TIF Value	
Net Assessed Value	9,949,226
Net Assessed Under Protest	67,520

* Public Service Protests Values are not included on this report.



Real	Count	Value
Agricultural	1,524	7,291,418
Commercial	269	5,613,663
Residential	3,702	21,970,097
Total Real Value	5,495	34,875,178
Homestead	1,243	1,338,186
Veteran	89	1,221,388
Other	0	0
Total Exempt	1,436	2,559,574



TIF Increment Value

Net Assessed 32,315,604

Net Assessed Under Protest

Senior Freeze	191	776,526
Capped Parcels	3,326	10,126,650

Personal	Count	Value
Agricultural	213	467,506
Commercial	270	3,368,885
Mobile Home	128	353,937
Total Personal	611	4,190,328
Total Exempt	29	6,389

TIF Increment Value

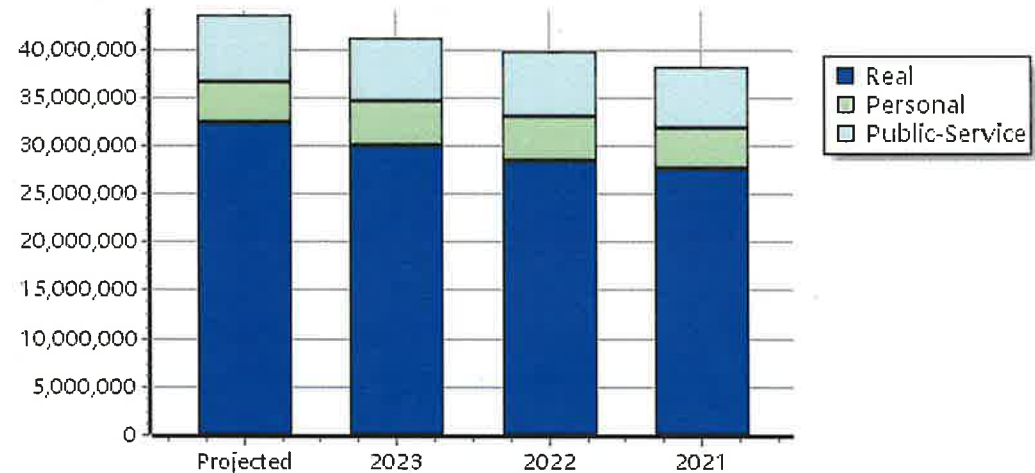
Net Assessed 4,183,939

Net Assessed Under Protest

Public Service	Count	Value
Total PS Value	30	6,984,799

TIF Increment Value

Net Assessed 6,984,799



District Totals

Total Gross Value	46,050,305
Homestead Loss	1,338,186
Other Exemption Loss	1,227,777

TIF Increment Value

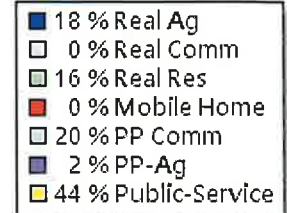
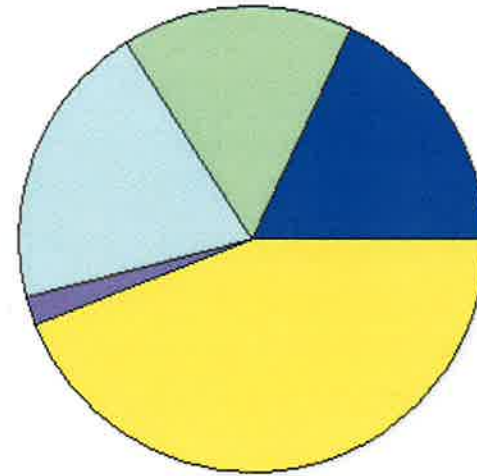
Retained TIF Value

Net Assessed Value 43,484,342

Net Assessed Under Protest

* Public Service Protests Values are not included on this report.

Real	Count	Value
Agricultural	457	1,238,496
Commercial	22	58,223
Residential	554	1,043,128
Total Real Value	1,033	2,339,847
Homestead	152	156,818
Veteran	11	80,139
Other	0	0
Total Exempt	171	236,957



TIF Increment Value

Net Assessed 2,102,890

Net Assessed Under Protest 0

Senior Freeze 18 64,888

Capped Parcels 674 957,935

Personal	Count	Value
Agricultural	48	78,456
Commercial	33	1,321,839
Mobile Home	12	36,330
Total Personal	93	1,436,625
Total Exempt	8	1,279

TIF Increment Value

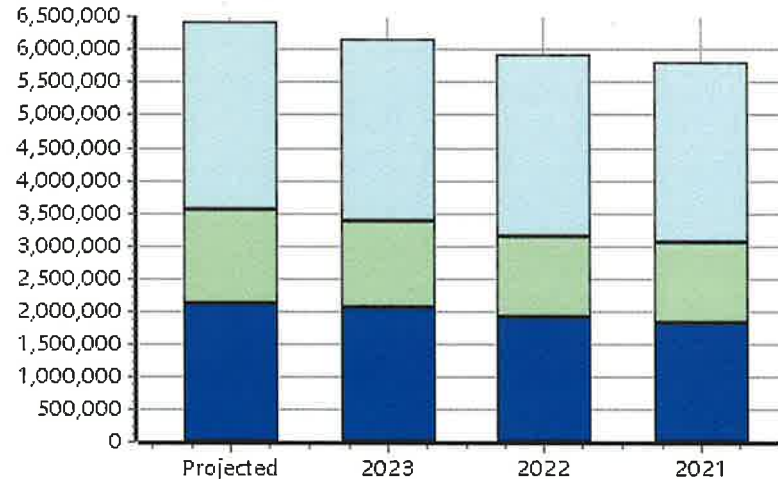
Net Assessed 1,435,346

Net Assessed Under Protest 1 174,282

Public Service	Count	Value
Total PS Value	17	2,883,761

TIF Increment Value

Net Assessed 2,883,761



District Totals

Total Gross Value 6,660,233

Homestead Loss 156,818

Other Exemption Loss 81,418

TIF Increment Value


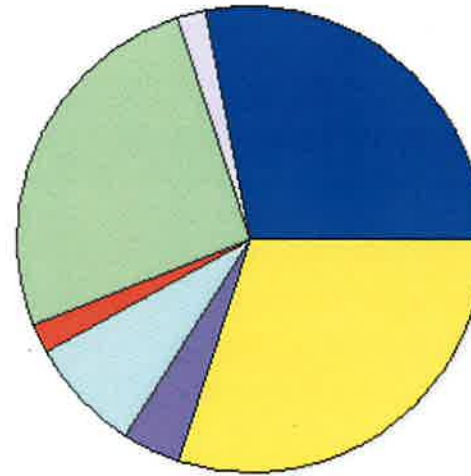
Retained TIF Value

Net Assessed Value 6,421,997

Net Assessed Under Protest 174,282

* Public Service Protests Values are not included on this report.

Real	Count	Value
Agricultural	835	3,578,308
Commercial	54	288,973
Residential	1,023	3,400,308
Total Real Value	1,912	7,267,589
Homestead	479	522,166
Veteran	28	223,415
Other	0	0
Total Exempt	561	745,581



TIF Increment Value

Net Assessed 6,522,008

Net Assessed Under Protest

Senior Freeze	80	329,808
Capped Parcels	1,216	2,714,182

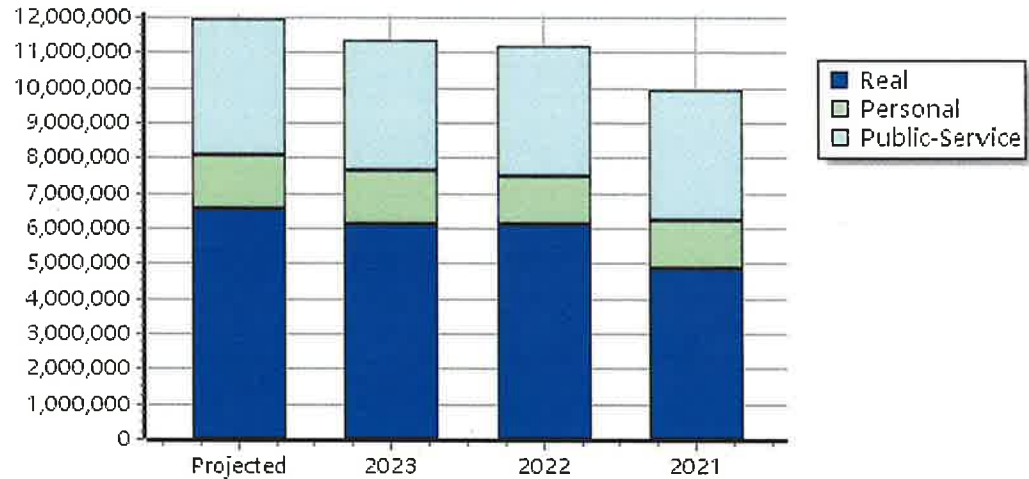
Personal	Count	Value
Agricultural	99	423,996
Commercial	57	989,184
Mobile Home	47	145,582
Total Personal	203	1,558,762
Total Exempt	27	4,662

TIF Increment Value

Net Assessed 1,554,100

Net Assessed Under Protest

Public Service	Count	Value
Total PS Value	18	3,867,665
TIF Increment Value		
Net Assessed		3,867,665



District Totals

Total Gross Value	12,694,016
Homestead Loss	522,166
Other Exemption Loss	228,077

TIF Increment Value

Retained TIF Value

Net Assessed Value 11,943,773

Net Assessed Under Protest

* Public Service Protests Values are not included on this report.

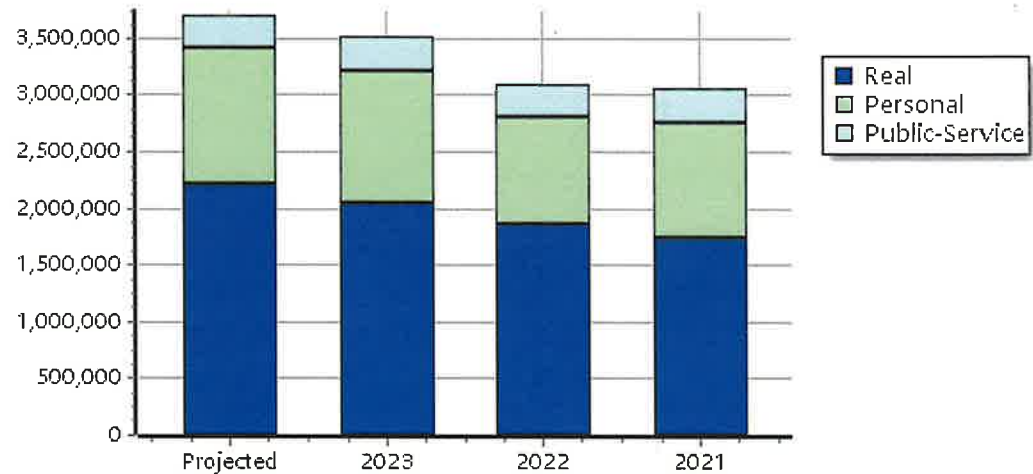
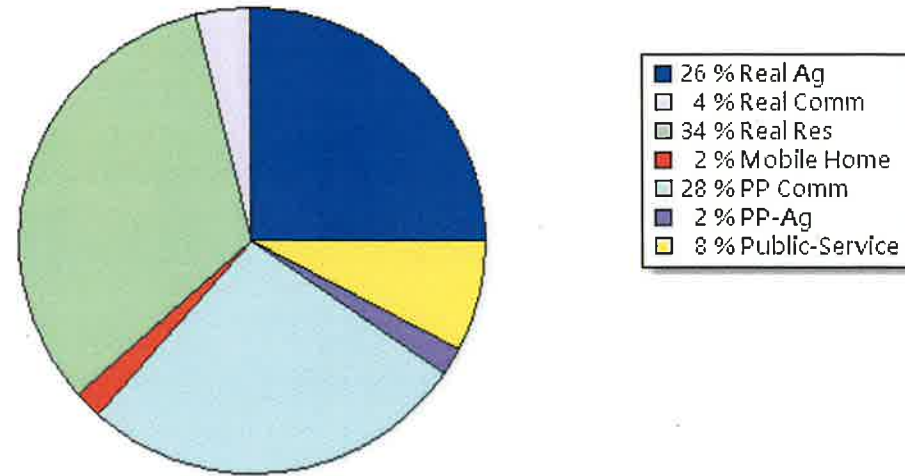
Real	Count	Value
Agricultural	337	994,663
Commercial	7	166,822
Residential	423	1,311,805
Total Real Value	767	2,473,290
Homestead	148	157,907
Veteran	9	107,928
Other	0	0
Total Exempt	169	265,835
TIF Increment Value		
Net Assessed		2,207,455
Net Assessed Under Protest	0	0
Senior Freeze	24	99,669
Capped Parcels	314	557,051

Personal	Count	Value
Agricultural	25	49,141
Commercial	15	1,096,673
Mobile Home	19	67,803
Total Personal	59	1,213,617
Total Exempt	8	3,301
TIF Increment Value		
Net Assessed		1,210,316
Net Assessed Under Protest	1	8,414

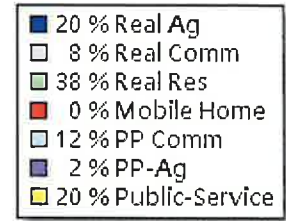
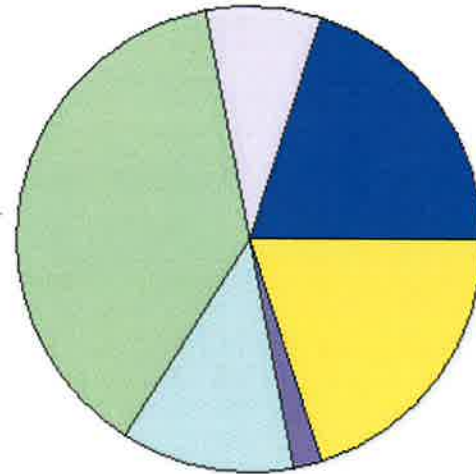
Public Service	Count	Value
Total PS Value	5	281,606
TIF Increment Value		
Net Assessed		281,606

District Totals	
Total Gross Value	3,968,513
Homestead Loss	157,907
Other Exemption Loss	111,229
TIF Increment Value	
Retained TIF Value	
Net Assessed Value	3,699,377
Net Assessed Under Protest	8,414

* Public Service Protests Values are not included on this report.

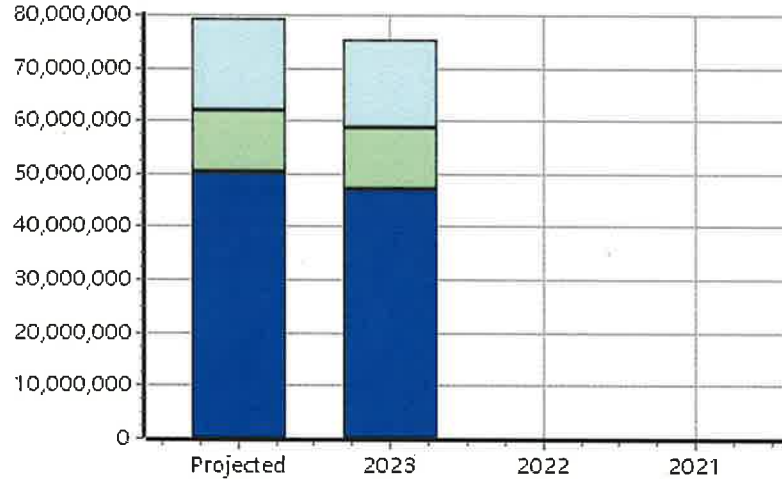


Real	Count	Value
Agricultural	4,454	17,011,994
Commercial	403	6,588,050
Residential	6,922	31,352,092
Total Real Value	11,779	54,952,136
Homestead	2,483	2,679,411
Veteran	165	1,869,429
Other	0	0
Total Exempt	2,876	4,548,840



TIF Increment Value	
Net Assessed	50,403,296
Net Assessed Under Protest	0
Senior Freeze	397
Capped Parcels	6,867

Personal	Count	Value
Agricultural	510	1,243,098
Commercial	454	9,478,641
Mobile Home	248	747,268
Total Personal	1,212	11,469,007
Total Exempt	101	22,102



TIF Increment Value	
Net Assessed	11,446,905
Net Assessed Under Protest	3

Public Service	Count	Value
Total PS Value	104	17,387,353
TIF Increment Value		
Net Assessed	17,387,353	

District Totals	
Total Gross Value	83,808,496
Homestead Loss	2,679,411
Other Exemption Loss	1,891,531
TIF Increment Value	
Retained TIF Value	
Net Assessed Value	79,237,554
Net Assessed Under Protest	250,216

* Public Service Protests Values are not included on this report.