

FILED

2022 NOV 10 PM 12:39

ANGELA KAY BROOKS
COUNTY CLERK
HUGHES COUNTY

EMERGENCY MEDICAL SERVICE BOARD
2022-2023

ESTIMATE OF NEEDS
AND FINANCIAL STATEMENT OF THE
FISCAL YEAR 2021-2022

FILED

NOV 15 2022

State Auditor & Inspector

EMERGENCY MEDICAL SERVICE BOARD
THE COUNTY OF HUGHES
STATE OF OKLAHOMA

Two copies of this Financial Statement and Estimate of Needs should be filed with the County Clerk not later than August 17 for all Counties. After approval by the Excise Board and the levies are made, both statements should be signed by the appropriate Board Members. One complete signed copy must be sent to the State Auditor and Inspector, Suite 106, 4200 N. Lincoln Blvd., Oklahoma City, OK 73105-3453. If publication may not be had by date required for filing, affidavit and proof of publication are required to be attached within five days after date of filing.

THE 2022-2023 ESTIMATE OF NEEDS AND FINANCIAL
STATEMENT OF THE FISCAL YEAR 2021-2022

PREPARED BY TURNER & ASSOCIATES, PLC
SUBMITTED TO THE HUGHES COUNTY
EXCISE BOARD THIS 10 DAY OF November 2022

EMERGENCY MEDICAL SERVICE BOARD

Chairman [Signature]

Member [Signature]

Member _____

Member [Signature]

Member _____

Member [Signature]

Clerk Angela Kay Burke

EMERGENCY MEDICAL SERVICE BOARD
OF
HUGHES COUNTY
2022-2023
ESTIMATE OF NEEDS
AND FINANCIAL STATEMENT OF THE
FISCAL YEAR 2021-2022

FILED

NOV 12 2022

State Auditor & Inspector

INDEX

Letters and Certifications:

	Page
Letter To Excise Board	1
Affidavit of Publication	2
Accountant's Letter	3
Certificate of Excise Board	Exhibit "Y" - Page 1

Exhibits:

	Filed
Exhibit "E" Emergency Medical Fund	Yes
Exhibit "G" Sinking Fund	No
Exhibit "J" Capital Project Funds	No
Exhibit "Y" Certificate of Excise Board Estimate of Needs	Yes
Publication Sheet Filed With County Budget	No
Exhibit "Z" Publication Sheet	Yes

EMERGENCY MEDICAL SERVICE BOARD
OF
HUGHES COUNTY
2022-2023
ESTIMATE OF NEEDS
AND FINANCIAL STATEMENT OF THE
FISCAL YEAR 2021-2022

HUGHES COUNTY, EMERGENCY MEDICAL SERVICE BOARD
STATE OF OKLAHOMA, COUNTY OF HUGHES, ss:

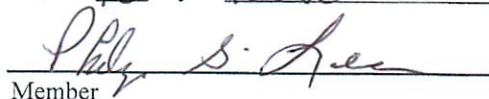
To the County Excise Board of said County and State, Greeting:-

Pursuant to the requirements of 68 O.S. 1991 Section 3002, we submit herewith for your consideration, the within statement of the fiscal condition of the Emergency Medical Service Board, County of Hughes, State of Oklahoma, for the fiscal year beginning July 1, 2021 and ending June 30, 2022, together with an itemized statement of the estimated needs thereof for the fiscal year beginning July 1, 2022 and ending June 30, 2023. The same have been prepared in conformity to Statute, in relation to which be it further noted that:

1. We, the members of the Emergency Medical Service Board of said County and State, do hereby certify that the statements herein submitted show the true and correct conditions of the fiscal affairs of said Emergency Medical Service Board for the fiscal year ending June 30, 2022, that said statements comprise a "full and accurate statement of the assessments, receipts and expenditures of the preceding year, made out in detail under separate heads" as required by 19 O.S. 1991 Section 345; that said preparation was had at an official session of said Board, begun on the first Monday in July, 2022 pursuant to the provisions of 68 O.S. 1991 Section 3002.
2. And we further certify that the estimates of the several amounts necessary for current expenses for the fiscal year beginning July 1, 2022 and ending June 30, 2023 as shown under "Schedule 8" were prepared and filed with the Emergency Medical Service Board as of the first Monday in July 2022, that the same have been correctly entered, and that all estimates made are entered as certified by Department Heads for the respective purposes herein set out. We further certify that the sums requested for salaries of county officers and the deputies are calculated and based upon authority of salary statutes currently effective and applicable in this county.
3. We further certify that the estimated income from sources other than ad valorem tax, shown on "Schedule 4", may reasonably be expected to be collected as a revenue during the ensuing fiscal year, and is not in excess of the 90% of the amounts collected for the same sources during the fiscal year ending June 30, 2022.

Dated at the office of the County Clerk, at Holdenville, Oklahoma, this 10 day of November, 2022.


Chairman



Member

Member


Member

Member


Member


Clerk

Filed this 10 day of November, 2022 Secretary and Clerk of Excise Board, Hughes County, Oklahoma.

Independent Accountant's Compilation Report

Honorable Emergency Medical Service Board
Hughes County

Management is responsible for the 2021-2022 financial statements as of and for the fiscal year ended June 30, 2022 and the 2022-2023 Estimate of Needs (SA&I Form 2631R97) and Publication Sheet (SA&I Form 2631R97, Exhibit "Z") for Holdenville EMS, Hughes County, included in the accompanying prescribed forms. We have performed a compilation engagement in accordance with Statements on Standards for Auditing and Review Services promulgated by the Accounting and Review Services Committee of the AICPA. We did not audit or review the financial statements, estimate of needs and publication sheet forms included in the accompanying prescribed form, nor were we required to perform any procedures to verify the accuracy or completeness of the information provided by management. Accordingly, we do not express an opinion, a conclusion, nor provide any form of assurance on the financial statements, estimate of needs and publication sheet included in the prescribed form.

The financial statements, estimate of needs and publication sheet included in the accompanying prescribed forms are presented in accordance with the requirements of the Office of the Oklahoma State Auditor and Inspector per 19 OS § 1722 as promulgated by 19 OS § 1708-1721 and are not intended to be a complete presentation of the assets and liabilities of Hughes County.

This report is intended solely for the information and use of management of Holdenville EMS, Hughes County, Oklahoma, Hughes County Excise Board, and for filing with the State Auditor and Inspector and is not intended to be and should not be used by anyone other than these specified parties.

Turner & Associates, PLC

TURNER & ASSOCIATES, PLC

November 8, 2022

AFFIDAVIT OF PUBLICATION

STATE OF OKLAHOMA, COUNTY OF HUGHES

Personally appeared before me, the undersigned Notary Public, Angela Kay Brooks County Clerk of the County and State aforesaid, who being first duly sworn according to law, deposes and says: That he/she complied with the law by having the financial statement for the fiscal year ending June 30, 2022, and the estimated needs and the estimated income from sources other than ad valorem taxes, for the fiscal year beginning July 1, 2022 and ending June 30, 2023 published in one issue of the Hughes County Tribune a legally-qualified newspaper published - of general circulation, in said county (strike inapplicable phrase) a copy of which together with proof of publication is herewith attached marked Exhibit "Z" and made a part of hereof.

Angela Kay Brooks
County Clerk

Subscribed and sworn to before me this 10 day of November, 2022.



Morgan Adams
Notary Public

03/26/25
My Commission Expires

EXHIBIT "Z"

STATEMENT OF FINANCIAL CONDITION		Page 1
AS OF JUNE 30, 2022		
		E.M.S.
		Detail
ASSETS:		
Cash Balance June 30, 2022		\$ 58,351.29
Investments		\$ -
TOTAL ASSETS		\$ 58,351.29
LIABILITIES AND RESERVES:		
Warrants Outstanding		\$ -
Reserve for Interest on Warrants		\$ -
Reserves From Schedule 8		\$ -
TOTAL LIABILITIES AND RESERVES		\$ -
CASH FUND BALANCE (Deficit) JUNE 30, 2022		\$ 58,351.29

ESTIMATED NEEDS FOR FISCAL YEAR ENDING JUNE 30, 2022

GENERAL FUND		SINKING FUND BALANCE SHEET	
Current Expense	\$ 1,441,006.18	1. Cash Balance on Hand June 30, 2022	\$ 4,425.42
Reserve for Int. on Warrants & Revaluation	\$ 6,144.87	2. Legal Investments Properly Maturing	\$ -
Total Required	\$ 1,447,151.05	3. Judgements Paid to Recover by Tax Levy	\$ -
FINANCED		4. Total Liquid Assets	\$ 4,425.42
Cash Fund Balance	\$ 58,351.29	Deduct Matured Indebtedness:	
Estimated Miscellaneous Revenue	\$ 840,552.31	5. a. Past-Due Coupons	\$ -
Total Deductions	\$ 898,903.60	6. b. Interest Accrued Thereon	\$ -
Balance to Raise from Ad Valorem Tax	\$ 548,247.45	7. c. Past-Due Bonds	\$ -
ESTIMATED MISCELLANEOUS REVENUE:		8. d. Interest Thereon After Last Coupon	\$ -
1000 Charges for Services	\$ 719,756.96	9. e. Fiscal Agency Commissions on Above	\$ -
2000 Local Sources of Revenue	\$ -	10. f. Judgements and Int. Levied for/Unpaid	\$ -
3000 State Sources of Revenue	\$ -	11. Total Items a. Through f.	\$ -
4000 Federal Sources of Revenue	\$ -	12. Balance of Assets Subject to Accruals	\$ 4,425.42
5000 Miscellaneous Revenue	\$ 120,795.35	Deduct Accrual Reserve If Assets Sufficient:	
6111 Contributions from Other Funds	\$ -	13. g. Earned Unmatured Interest	\$ -
Total Estimated Revenue	\$ 840,552.31	14. h. Accrual on Final Coupons	\$ -
		15. i. Accrued on Unmatured Bonds	\$ -
		16. Total Items g. Through i.	\$ -
		17. Excess of Assets Over Accrual Reserves **	\$ 4,425.42
		SINKING FUND REQUIREMENTS FOR 2022-2023	
		1. Interest Earnings on Bonds	\$ 13,075.00
		2. Accrual on Unmatured Bonds	\$ 190,000.00
		3. Annual Accrual on "Prepaid" Judgements	\$ -
		4. Annual Accrual on "Unpaid" Judgements	\$ -
		5. Interest on Unpaid Judgements	\$ -
		6. Annual Accrual From Exhibit KK	\$ -
		Total Sinking Fund Requirements	\$ 203,075.00
		Deduct:	
		1. Exces of Assets Over Liabilities	\$ -
		2. Surplus Building Fund Cash	\$ -
		Balance to Raise By Tax Levy	\$ -

EMERGENCY MEDICAL SERVICE BOARD PUBLICATION SHEET - HUGHES COUNTY, OKLAHOMA
FINANCIAL STATEMENT OF THE VARIOUS FUNDS FOR THE FISCAL YEAR ENDING JUNE 30, 2022, AND ESTIMATE OF NEEDS
FOR THE FISCAL YEAR ENDING JUNE 30, 2023, OF THE EMERGENCY MEDICAL SERVICE BOARD OF
HUGHES COUNTY, OKLAHOMA


EXHIBIT "Z"


** If line 12 is less than line 16 after omitting "h" deduct the following each in turn from line 4, "Total Liquid Assets".	SINKING FUND
13d. j. Unmatured Coupons Due 4-1-2023	\$ -
14d. k. Unmatured Bonds So Due	
15d. l. Whatever Remains is for Exhibit KK Line E.	\$ -
16d. Deficit as Shown on Sinking Fund Balance Sheet.	\$ -
17d. Less Cash Requirements for Current Fiscal Year in Excess of Cash on Hand (From Line 15d Above).	
18d. Remaining Deficit is for Exhibit KK Line F.	\$ -


CERTIFICATE - GOVERNING BOARD

STATE OF OKLAHOMA, COUNTY OF HUGHES, ss:

We, the undersigned Emergency Medical Service Board of Hughes County Oklahoma, do hereby certify that at a meeting of the Emergency Medical Service Board of the said County, begun at the time provided by law for Counties and pursuant to the provisions of 68 O. S. 1991 Sec. 3002, the foregoing statement was prepared and is a true and correct condition of the Financial Affairs of said Emergency Medical Board as reflected by the record of the Clerk and Treasurer. We further certify that the foregoing estimate for current expenses for the fiscal year beginning July 1, 2022, and ending June 30, 2023, as shown are reasonably necessary for the proper conduct of the affairs of the said Emergency Medical Service Board, that the Estimated Income to be derived from sources other than ad valorem taxation does not exceed the lawfully authorized ratio of the revenue derived from the same sources during the preceding fiscal year.

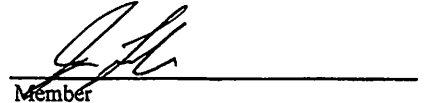

Chairman of Board



Member



Member

Member


Member


Member

Attest 
County Clerk



Subscribed and sworn to before me this 10th day of November, 2022.


Notary Public

Required to be published in a legally-qualified newspaper printed in the County, or one issue published in a legally-qualified newspaper of general circulation in the County.

EMERGENCY MEDICAL FUND ACCOUNTS COVERING THE PERIOD JULY 1, 2021, to JUNE 30, 2022
ESTIMATE OF NEEDS FOR 2022-2023

EXHIBIT "E"

PAGE 1

Schedule 1, Current Balance Sheet - June 30, 2022	
	Amount
ASSETS:	
Cash Balance June 30, 2021	\$ 58,351.29
Investments	\$ -
TOTAL ASSETS	\$ 58,351.29
LIABILITIES AND RESERVES:	
Warrants Outstanding	\$ -
Reserve for Interest on Warrants	\$ -
Reserves From Schedule 8	\$ -
TOTAL LIABILITIES AND RESERVES	\$ -
CASH FUND BALANCE JUNE 30, 2022	\$ 58,351.29
TOTAL LIABILITIES, RESERVES AND CASH FUND BALANCE	\$ 58,351.29

Schedule 2, Revenue and Requirements - 2022-2023		
	Detail	Total
REVENUE:		
Cash Balance June 30, 2021	\$ 28,410.94	
Cash Fund Balance Transferred From Prior Years	\$ 72,323.08	
Current Ad Valorem Tax Apportioned	\$ 467,380.36	
Miscellaneous Revenue Apportioned	\$ 988,969.78	
TOTAL REVENUE		\$ 1,557,084.16
REQUIREMENTS:		
Claims Paid by Warrants Issued	\$ 1,498,732.87	
Reserves From Schedule 8	\$ -	
Interest Paid on Warrants	\$ -	
Reserve for Interest on Warrants	\$ -	
TOTAL REQUIREMENTS		\$ 1,498,732.87
ADD: CASH FUND BALANCE AS PER BALANCE SHEET 6-30-2022		\$ 58,351.29
TOTAL REQUIREMENTS AND CASH FUND BALANCE		\$ 1,557,084.16

Schedule 3, Cash Fund Balance Analysis - June 30, 2022		Amount
ADDITIONS:		
Miscellaneous Revenue Collected in Excess of Estimates-Net	\$ 191,060.56	
Warrants Estopped, Cancelled or Converted	\$ -	
Fiscal Year 2021-2022 Lapsed Appropriations	\$ 14,001.94	
Fiscal Year 2020-2021 Lapsed Appropriations	\$ -	
Ad Valorem Tax Collections in Excess of Estimate	\$ -	
Prior Years Ad Valorem Tax	\$ 72,323.08	
TOTAL ADDITIONS	\$ 277,385.58	
DEDUCTIONS:		
Supplemental Appropriations	\$ 140,000.00	
Current Tax in Process of Collection	\$ 41,466.48	
TOTAL DEDUCTIONS	\$ 181,466.48	
Cash Fund Balance as per Balance Sheet 6-30-2022	\$ 58,351.29	
Composition of Cash Fund Balance:		
Cash	\$ 58,351.29	
Cash Fund Balance as per Balance Sheet 6-30-2022	\$ 58,351.29	

EMERGENCY MEDICAL FUND ACCOUNTS COVERING THE PERIOD JULY 1, 2021, to JUNE 30, 2022
ESTIMATE OF NEEDS FOR 2022-2023

EXHIBIT "E"

2a

Schedule 4, Miscellaneous Revenue		
SOURCE	2021-2022 ACCOUNT	
	AMOUNT	ACTUALLY
	ESTIMATED	COLLECTED
1000 CHARGES FOR SERVICES		
1111 Service Fees	\$ 797,909.22	\$ 799,729.96
1112 Service Fees	\$ -	\$ -
1113 Training Fees	\$ -	\$ -
1114 Other -	\$ -	\$ -
1115 Other -	\$ -	\$ -
1116 Other -	\$ -	\$ -
1117 Other -	\$ -	\$ -
1118 Other -	\$ -	\$ -
1119 Other -	\$ -	\$ -
1120 Other -	\$ -	\$ -
1121 Other -	\$ -	\$ -
1122 Other -	\$ -	\$ -
1123 Other -	\$ -	\$ -
1124 Other -	\$ -	\$ -
1125 Other -	\$ -	\$ -
Total Charges For Services	\$ 797,909.22	\$ 799,729.96
INTERGOVERNMENTAL REVENUE		
2000 INTERGOVERNMENTAL REVENUE - LOCAL SOURCES:		
2111 Local Contributions	\$ -	\$ -
2112 Local Governmental Reimbursements	\$ -	\$ -
2113 Local Payments in Lieu of Tax Revenue	\$ -	\$ -
2114 Other - Protest Tax	\$ -	\$ -
2115 Other -	\$ -	\$ -
2116 Other -	\$ -	\$ -
2117 Other -	\$ -	\$ -
2118 Other -	\$ -	\$ -
2124 Other -	\$ -	\$ -
Total - Local Sources	\$ -	\$ -
3000 INTERGOVERNMENTAL REVENUES - STATE SOURCES:		
3111 County Sales Tax - OTC	\$ -	\$ -
3112 Other - OTC	\$ -	\$ -
Sub-Total - OTC	\$ -	\$ -
3211 State Grants	\$ -	\$ -
3212 State Payments in Lieu of Tax Revenue	\$ -	\$ -
3213 Homestead Exemption Reimbursement	\$ -	\$ -
3214 Additional Homestead Exemption Reimbursement	\$ -	\$ -
3215 Other - 5 year exempt	\$ -	\$ -
3216 Other - State Land Reimbursement	\$ -	\$ -
3217 Other -	\$ -	\$ -
3218 Other -	\$ -	\$ -
3219 Other -	\$ -	\$ -
3220 Other -	\$ -	\$ -
3221 Other -	\$ -	\$ -
3222 Other -	\$ -	\$ -
3223 Other -	\$ -	\$ -
3224 Other -	\$ -	\$ -
3225 Other -	\$ -	\$ -
Total - State Sources	\$ -	\$ -

Continued on page 2b

See Accountant's Report

Tuesday, November 08, 2022

ESTIMATE OF NEEDS FOR 2022-2023

Page 2a

2021-2022 ACCOUNT		2022-2023 ACCOUNT		
OVER (UNDER)	BASIS AND LIMIT OF ENSUING ESTIMATE	CHARGEABLE INCOME	ESTIMATED BY GOVERNING BOARD	APPROVED BY EXCISE BOARD
\$ 1,820.74	90.00%	\$ -	\$ 719,756.96	\$ 719,756.96
\$ -	90.00%	\$ -	\$ -	\$ -
\$ -	90.00%	\$ -	\$ -	\$ -
\$ -	90.00%	\$ -	\$ -	\$ -
\$ -	90.00%	\$ -	\$ -	\$ -
\$ -	90.00%	\$ -	\$ -	\$ -
\$ -	90.00%	\$ -	\$ -	\$ -
\$ -	90.00%	\$ -	\$ -	\$ -
\$ -	90.00%	\$ -	\$ -	\$ -
\$ -	90.00%	\$ -	\$ -	\$ -
\$ -	90.00%	\$ -	\$ -	\$ -
\$ -	90.00%	\$ -	\$ -	\$ -
\$ -	90.00%	\$ -	\$ -	\$ -
\$ -	90.00%	\$ -	\$ -	\$ -
\$ -	90.00%	\$ -	\$ -	\$ -
\$ 1,820.74		\$ -	\$ 719,756.96	\$ 719,756.96
\$ -	90.00%	\$ -	\$ -	\$ -
\$ -	90.00%	\$ -	\$ -	\$ -
\$ -	90.00%	\$ -	\$ -	\$ -
\$ -	90.00%	\$ -	\$ -	\$ -
\$ -	90.00%	\$ -	\$ -	\$ -
\$ -	90.00%	\$ -	\$ -	\$ -
\$ -	90.00%	\$ -	\$ -	\$ -
\$ -	90.00%	\$ -	\$ -	\$ -
\$ -		\$ -	\$ -	\$ -
\$ -	90.00%	\$ -	\$ -	\$ -
\$ -	90.00%	\$ -	\$ -	\$ -
\$ -	90.00%	\$ -	\$ -	\$ -
\$ -	90.00%	\$ -	\$ -	\$ -
\$ -	90.00%	\$ -	\$ -	\$ -
\$ -	90.00%	\$ -	\$ -	\$ -
\$ -	90.00%	\$ -	\$ -	\$ -
\$ -	90.00%	\$ -	\$ -	\$ -
\$ -	90.00%	\$ -	\$ -	\$ -
\$ -	90.00%	\$ -	\$ -	\$ -
\$ -	90.00%	\$ -	\$ -	\$ -
\$ -	90.00%	\$ -	\$ -	\$ -
\$ -	90.00%	\$ -	\$ -	\$ -
\$ -	90.00%	\$ -	\$ -	\$ -
\$ -	90.00%	\$ -	\$ -	\$ -
\$ -	90.00%	\$ -	\$ -	\$ -
\$ -	90.00%	\$ -	\$ -	\$ -
\$ -		\$ -	\$ -	\$ -

EMERGENCY MEDICAL FUND ACCOUNTS COVERING THE PERIOD JULY 1, 2021, to JUNE 30, 2022
ESTIMATE OF NEEDS FOR 2022-2023

EXHIBIT "E"

2b

Schedule 4, Miscellaneous Revenue		
SOURCE	2021-2022 ACCOUNT	
	AMOUNT	ACTUALLY
	ESTIMATED	COLLECTED
Continued from page 2a		
4000 INTERGOVERNMENTAL REVENUES - FEDERAL SOURCES:		
4111 Federal Grants	\$ -	\$ -
4112 Reimbursement - Federal	\$ -	\$ -
4113 Federal Payments in Lieu of Tax Revenue	\$ -	\$ -
4114 Other -	\$ -	\$ -
4115 Other -	\$ -	\$ -
4116 Other -	\$ -	\$ -
4117 Other -	\$ -	\$ -
4118 Other -	\$ -	\$ -
4119 Other -	\$ -	\$ -
4120 Other -	\$ -	\$ -
4121 Other -	\$ -	\$ -
4122 Other -	\$ -	\$ -
4123 Other -	\$ -	\$ -
4124 Other -	\$ -	\$ -
4125 Other -	\$ -	\$ -
4126 Other -	\$ -	\$ -
4127 Other -	\$ -	\$ -
4128 Other -	\$ -	\$ -
Total Federal Sources	\$ -	\$ -
Grand Total Intergovernmental Revenues	\$ 797,909.22	\$ 799,729.96
5000 MISCELLANEOUS REVENUE:		
5111 Interest on Investments	\$ -	\$ 23.88
5112 Rental or Lease of Property	\$ -	\$ -
5113 Sale of Property	\$ -	\$ -
5114 Subscription Sales (Memberships)	\$ -	\$ -
5115 Insurance Recoveries	\$ -	\$ -
5116 Insurance Reimbursement	\$ -	\$ -
5117 Return Check Charges	\$ -	\$ -
5118 Utility Reimbursements	\$ -	\$ -
5119 Vending Machine Commissions	\$ -	\$ -
5120 Other Concessions	\$ -	\$ -
5121 Other - Miscellaneous Income	\$ -	\$ 134,215.94
5122 Other - Line of Credit	\$ -	\$ 55,000.00
5123 Other -	\$ -	\$ -
5124 Other -	\$ -	\$ -
5125 Other -	\$ -	\$ -
5126 Other -	\$ -	\$ -
5127 Other -	\$ -	\$ -
5128 Other -	\$ -	\$ -
5129 Other -	\$ -	\$ -
5130 Other -	\$ -	\$ -
5131 Other -	\$ -	\$ -
5132 Other -	\$ -	\$ -
Total Miscellaneous Revenue	\$ -	\$ 189,239.82
6000 NON-REVENUE RECEIPTS:		
6111 Contributions from Other Funds	\$ -	\$ -
Grand Total Emergency Medical Fund	\$ 797,909.22	\$ 988,969.78

ESTIMATE OF NEEDS FOR 2022-2023

Page 2b

Page 26

2021-2022 ACCOUNT OVER (UNDER)	BASIS AND LIMIT OF ENSUING ESTIMATE	2022-2023 ACCOUNT		
		CHARGEABLE INCOME	ESTIMATED BY GOVERNING BOARD	APPROVED BY EXCISE BOARD
\$ -	90.00%	\$ -	\$ -	\$ -
\$ -	90.00%	\$ -	\$ -	\$ -
\$ -	90.00%	\$ -	\$ -	\$ -
\$ -	90.00%	\$ -	\$ -	\$ -
\$ -	90.00%	\$ -	\$ -	\$ -
\$ -	90.00%	\$ -	\$ -	\$ -
\$ -	90.00%	\$ -	\$ -	\$ -
\$ -	90.00%	\$ -	\$ -	\$ -
\$ -	90.00%	\$ -	\$ -	\$ -
\$ -	90.00%	\$ -	\$ -	\$ -
\$ -	90.00%	\$ -	\$ -	\$ -
\$ -	90.00%	\$ -	\$ -	\$ -
\$ -	90.00%	\$ -	\$ -	\$ -
\$ -	90.00%	\$ -	\$ -	\$ -
\$ -	90.00%	\$ -	\$ -	\$ -
\$ -	90.00%	\$ -	\$ -	\$ -
\$ -	90.00%	\$ -	\$ -	\$ -
\$ -	90.00%	\$ -	\$ -	\$ -
\$ -	90.00%	\$ -	\$ -	\$ -
\$ 1,820.74		\$ -	\$ 719,756.96	\$ 719,756.96
\$ 23.88	0.00%	\$ -	\$ -	\$ -
\$ -	90.00%	\$ -	\$ -	\$ -
\$ -	90.00%	\$ -	\$ -	\$ -
\$ -	90.00%	\$ -	\$ -	\$ -
\$ -	90.00%	\$ -	\$ -	\$ -
\$ -	90.00%	\$ -	\$ -	\$ -
\$ -	90.00%	\$ -	\$ -	\$ -
\$ -	90.00%	\$ -	\$ -	\$ -
\$ -	90.00%	\$ -	\$ -	\$ -
\$ 134,215.94	90.00%	\$ -	\$ 120,795.35	\$ 120,795.35
\$ 55,000.00	0.00%	\$ -	\$ -	\$ -
\$ -	90.00%	\$ -	\$ -	\$ -
\$ -	90.00%	\$ -	\$ -	\$ -
\$ -	90.00%	\$ -	\$ -	\$ -
\$ -	90.00%	\$ -	\$ -	\$ -
\$ -	90.00%	\$ -	\$ -	\$ -
\$ -	90.00%	\$ -	\$ -	\$ -
\$ -	90.00%	\$ -	\$ -	\$ -
\$ -	90.00%	\$ -	\$ -	\$ -
\$ -	90.00%	\$ -	\$ -	\$ -
\$ -	90.00%	\$ -	\$ -	\$ -
\$ -	90.00%	\$ -	\$ -	\$ -
\$ 189,239.82		\$ -	\$ 120,795.35	\$ 120,795.35
\$ -	90.00%	\$ -	\$ -	\$ -
\$ 191,060.56		\$ -	\$ 840,552.31	\$ 840,552.31

EMERGENCY MEDICAL FUND ACCOUNTS COVERING THE PERIOD JULY 1, 2021, to JUNE 30, 2022
ESTIMATE OF NEEDS FOR 2022-2023

EXHIBIT "E"

3

Schedule 5, Expenditures Emergency Medical Fund Cash Accounts of Current and All Prior Years	
CURRENT AND ALL PRIOR YEARS	2021-2022
Cash Balance Reported to Excise Board 6-30-2021	\$ -
Cash Fund Balance Transferred Out	\$ -
Cash Fund Balance Transferred In	\$ 28,410.94
Adjusted Cash Balance	\$ 28,410.94
Ad Valorem Tax Apportioned To Year In Caption	\$ 467,380.36
Miscellaneous Revenue (Schedule 4)	\$ 988,969.78
Cash Fund Balance Forward From Preceding Year	\$ 72,323.08
Prior Expenditures Recovered	\$ -
TOTAL RECEIPTS	\$ 1,528,673.22
TOTAL RECEIPTS AND BALANCE	\$ 1,557,084.16
Warrants of Year in Caption	\$ 1,498,732.87
Interest Paid Thereon	\$ -
TOTAL DISBURSEMENTS	\$ 1,498,732.87
CASH BALANCE JUNE 30, 2022	\$ 58,351.29
Reserve for Warrants Outstanding	\$ -
Reserve for Interest on Warrants	\$ -
Reserves From Schedule 8	\$ -
TOTAL LIABILITIES AND RESERVE	\$ -
DEFICIT: (Red Figure)	\$ -
CASH BALANCE FORWARD TO SUCCEEDING YEAR	\$ 58,351.29

Schedule 6, Emergency Medical Fund Warrant Account of Current and All Prior Years	
CURRENT AND ALL PRIOR YEARS	TOTAL
Warrants Outstanding 6-30-2021 of Year in Caption	\$ 2,143.26
Warrants Registered During Year	\$ 1,498,732.87
TOTAL	\$ 1,500,876.13
Warrants Paid During Year	\$ 1,500,876.13
Warrants Converted to Bonds or Judgements	\$ -
Warrants Cancelled	\$ -
Warrants Estopped by Statute	\$ -
TOTAL WARRANTS RETIRED	\$ 1,500,876.13
BALANCE WARRANTS OUTSTANDING JUNE 30, 2022	\$ -

Schedule 7, 2021 Ad Valorem Tax Account			
2021 Net Valuation Certified To County Excise Board	\$ 179,977,980.00	3.110 Mills	Amount
Total Proceeds of Levy as Certified	\$ 559,731.52		
Additions:	\$ -		
Deductions:	\$ -		
Gross Balance Tax	\$ 559,731.52		
Less Reserve for Delinquent Tax	\$ 50,884.68		
Reserve for Protest Pending	\$ -		
Balance Available Tax	\$ 508,846.84		
Deduct 2021 Tax Apportioned	\$ 467,380.36		
Net Balance 2021 Tax in Process of Collection or Excess Collections	\$ 41,466.48		

Page 3

Schedule 5, (Continued)						
2020-2021	2019-2020	2018-2019	2017-2018	2016-2017	2015-2016	TOTAL
\$ 30,554.20	\$ -	\$ -	\$ -	\$ -	\$ -	\$ 30,554.20
\$ 28,410.94	\$ -	\$ -	\$ -	\$ -	\$ -	\$ 28,410.94
\$ -	\$ -	\$ -	\$ -	\$ -	\$ -	\$ 28,410.94
\$ 2,143.26	\$ -	\$ -	\$ -	\$ -	\$ -	\$ 30,554.20
\$ 72,323.08	\$ -	\$ -	\$ -	\$ -	\$ -	\$ 539,703.44
\$ -	\$ -	\$ -	\$ -	\$ -	\$ -	\$ 988,969.78
\$ -	\$ -	\$ -	\$ -	\$ -	\$ -	\$ 72,323.08
\$ -	\$ -	\$ -	\$ -	\$ -	\$ -	\$ -
\$ 72,323.08	\$ -	\$ -	\$ -	\$ -	\$ -	\$ 1,600,996.30
\$ 74,466.34	\$ -	\$ -	\$ -	\$ -	\$ -	\$ 1,631,550.50
\$ 2,143.26	\$ -	\$ -	\$ -	\$ -	\$ -	\$ 1,500,876.13
\$ -	\$ -	\$ -	\$ -	\$ -	\$ -	\$ -
\$ 2,143.26	\$ -	\$ -	\$ -	\$ -	\$ -	\$ 1,500,876.13
\$ 72,323.08	\$ -	\$ -	\$ -	\$ -	\$ -	\$ 130,674.37
\$ -	\$ -	\$ -	\$ -	\$ -	\$ -	\$ -
\$ -	\$ -	\$ -	\$ -	\$ -	\$ -	\$ -
\$ -	\$ -	\$ -	\$ -	\$ -	\$ -	\$ -
\$ -	\$ -	\$ -	\$ -	\$ -	\$ -	\$ -
\$ -	\$ -	\$ -	\$ -	\$ -	\$ -	\$ -
\$ 72,323.08	\$ -	\$ -	\$ -	\$ -	\$ -	\$ 130,674.37

Schedule 6, (Continued)						
2021-2022	2020-2021	2019-2020	2018-2019	2017-2018	2016-2017	2015-2016
\$ -	\$ 2,143.26	\$ -	\$ -	\$ -	\$ -	\$ -
\$ 1,498,732.87	\$ -	\$ -	\$ -	\$ -	\$ -	\$ -
\$ 1,498,732.87	\$ 2,143.26	\$ -	\$ -	\$ -	\$ -	\$ -
\$ 1,498,732.87	\$ 2,143.26	\$ -	\$ -	\$ -	\$ -	\$ -
\$ -		\$ -	\$ -	\$ -	\$ -	\$ -
\$ -	\$ -	\$ -	\$ -	\$ -	\$ -	\$ -
\$ -	\$ -	\$ -	\$ -	\$ -	\$ -	\$ -
\$ 1,498,732.87	\$ 2,143.26	\$ -	\$ -	\$ -	\$ -	\$ -
\$ -	\$ -	\$ -	\$ -	\$ -	\$ -	\$ -

Schedule 9, Emergency Medical Fund Investments						
INVESTED IN	Investments on Hand June 30, 2021	Since Purchased	LIQUIDATIONS		Barred by Court Order	Investments on Hand June 30, 2022
			By Collections of Cost	Amortized Premium		
	\$ -	\$ -	\$ -	\$ -	\$ -	\$ -
	\$ -	\$ -	\$ -	\$ -	\$ -	\$ -
	\$ -	\$ -	\$ -	\$ -	\$ -	\$ -
	\$ -	\$ -	\$ -	\$ -	\$ -	\$ -
	\$ -	\$ -	\$ -	\$ -	\$ -	\$ -
	\$ -	\$ -	\$ -	\$ -	\$ -	\$ -
	\$ -	\$ -	\$ -	\$ -	\$ -	\$ -
	\$ -	\$ -	\$ -	\$ -	\$ -	\$ -
	\$ -	\$ -	\$ -	\$ -	\$ -	\$ -
	\$ -	\$ -	\$ -	\$ -	\$ -	\$ -
TOTAL INVESTMENT:	\$ -	\$ -	\$ -	\$ -	\$ -	\$ -

EMERGENCY MEDICAL FUND ACCOUNTS COVERING THE PERIOD JULY 1, 2021, to JUNE 30, 2022

ESTIMATE OF NEEDS FOR 2022-2023

EXHIBIT "E"

4

Schedule 8(a), Report Of Prior Year's Expenditures				
	FISCAL YEAR ENDING JUNE 30, 2021			
DEPARTMENTS OF GOVERNMENT	RESERVES	WARRANTS	BALANCE	ORIGINAL
APPROPRIATED ACCOUNTS	6-30-2021	SINCE	LAPSED	APPROPRIATIONS
		ISSUED	APPROPRIATIONS	
92 EMERGENCY MEDICAL BUDGET ACCOUNT:				
92a Personal Services	\$ -	\$ -	\$ -	\$ 900,955.65
92b Part Time Help	\$ -	\$ -	\$ -	\$ -
92c Travel	\$ -	\$ -	\$ -	\$ -
92d Maintenance and Operation	\$ -	\$ -	\$ -	\$ 450,477.83
92e Capital Outlay	\$ -	\$ -	\$ -	\$ -
92f Audit Expense	\$ -	\$ -	\$ -	\$ -
92g Revaluation	\$ -	\$ -	\$ -	\$ -
92h Other -	\$ -	\$ -	\$ -	\$ -
92j Other -	\$ -	\$ -	\$ -	\$ -
92 Total	\$ -	\$ -	\$ -	\$ 1,351,433.48
93				
93a Personal Services	\$ -	\$ -	\$ -	\$ -
93b Part Time Help	\$ -	\$ -	\$ -	\$ -
93c Travel	\$ -	\$ -	\$ -	\$ -
93d Maintenance and Operation	\$ -	\$ -	\$ -	\$ -
93e Capital Outlay	\$ -	\$ -	\$ -	\$ -
93f Intergovernmental	\$ -	\$ -	\$ -	\$ -
93g Other -	\$ -	\$ -	\$ -	\$ -
93h Other -	\$ -	\$ -	\$ -	\$ -
93 Total	\$ -	\$ -	\$ -	\$ -
95 EMERGENCY MEDICAL AUDIT BUDGET ACCOUNT:				
95a Salaries and Expense of Audit and Report	\$ -	\$ -	\$ -	\$ 21,301.33
95b Intergovernmental	\$ -	\$ -	\$ -	\$ -
95c Other -	\$ -	\$ -	\$ -	\$ -
95d Other -	\$ -	\$ -	\$ -	\$ -
95e Other -	\$ -	\$ -	\$ -	\$ -
95f Other -	\$ -	\$ -	\$ -	\$ -
95g Other -	\$ -	\$ -	\$ -	\$ -
95h Other -	\$ -	\$ -	\$ -	\$ -
95 Total	\$ -	\$ -	\$ -	\$ 21,301.33
98 OTHER USES:				
98a Other Deductions	\$ -	\$ -	\$ -	\$ -
98 Total	\$ -	\$ -	\$ -	\$ -
TOTAL GENERAL FUND ACCOUNT	\$ -	\$ -	\$ -	\$ 1,372,734.81
SUBJECT TO WARRANT ISSUE:				
99 Provision for Interest on Warrants	\$ -	\$ -	\$ -	\$ -
GRAND TOTAL GENERAL FUND	\$ -	\$ -	\$ -	\$ 1,372,734.81

ESTIMATE OF NEEDS FOR THE FISCAL YEAR
PURPOSE:
Current Expense
Pro rata share of County Assessor's Budget as determined by County Excise Board
GRAND TOTAL - Emergency Medical Fund

EMERGENCY MEDICAL FUND ACCOUNTS COVERING THE PERIOD JULY 1, 2021, to JUNE 30, 2022
ESTIMATE OF NEEDS FOR 2022-2023

Page 4

FISCAL YEAR ENDING JUNE 30, 2022						Governmental Budget Accounts	
						FISCAL YEAR 2022-2023	
SUPPLEMENTAL		NET AMOUNT	WARRANTS	RESERVES	LAPSED	NEEDS AS	APPROVED BY
ADJUSTMENTS		OF	ISSUED		BALANCE	ESTIMATED BY	COUNTY
		APPROPRIATIONS			KNOWN TO BE	GOVERNING	EXCISE BOARD
ADDED	CANCELLED				UNENCUMBERED	BOARD	
\$ 190,000.00	\$ -	\$ 1,090,955.65	\$ 1,085,768.25	\$ -	\$ 5,187.40	\$ 1,000,000.00	\$ 1,000,000.00
\$ -	\$ -	\$ -	\$ -	\$ -	\$ -	\$ -	\$ -
\$ -	\$ -	\$ -	\$ -	\$ -	\$ -	\$ -	\$ -
\$ -	\$ 50,000.00	\$ 400,477.83	\$ 393,249.62	\$ -	\$ 7,228.21	\$ 427,759.66	\$ 427,759.66
\$ -	\$ -	\$ -	\$ -	\$ -	\$ -	\$ -	\$ -
\$ -	\$ -	\$ -	\$ -	\$ -	\$ -	\$ -	\$ -
\$ -	\$ -	\$ -	\$ -	\$ -	\$ -	\$ -	\$ -
\$ -	\$ -	\$ -	\$ -	\$ -	\$ -	\$ -	\$ -
\$ -	\$ -	\$ -	\$ -	\$ -	\$ -	\$ -	\$ -
\$ 190,000.00	\$ 50,000.00	\$ 1,491,433.48	\$ 1,479,017.87	\$ -	\$ 12,415.61	\$ 1,427,759.66	\$ 1,427,759.66
\$ -	\$ -	\$ -	\$ -	\$ -	\$ -	\$ -	\$ -
\$ -	\$ -	\$ -	\$ -	\$ -	\$ -	\$ -	\$ -
\$ -	\$ -	\$ -	\$ -	\$ -	\$ -	\$ -	\$ -
\$ -	\$ -	\$ -	\$ -	\$ -	\$ -	\$ -	\$ -
\$ -	\$ -	\$ -	\$ -	\$ -	\$ -	\$ -	\$ -
\$ -	\$ -	\$ -	\$ -	\$ -	\$ -	\$ -	\$ -
\$ -	\$ -	\$ -	\$ -	\$ -	\$ -	\$ -	\$ -
\$ -	\$ -	\$ -	\$ -	\$ -	\$ -	\$ -	\$ -
\$ -	\$ -	\$ -	\$ -	\$ -	\$ -	\$ -	\$ -
\$ -	\$ -	\$ 21,301.33	\$ 19,715.00	\$ -	\$ 1,586.33	\$ 19,391.39	\$ 19,391.39
\$ -	\$ -	\$ -	\$ -	\$ -	\$ -	\$ -	\$ -
\$ -	\$ -	\$ -	\$ -	\$ -	\$ -	\$ -	\$ -
\$ -	\$ -	\$ -	\$ -	\$ -	\$ -	\$ -	\$ -
\$ -	\$ -	\$ -	\$ -	\$ -	\$ -	\$ -	\$ -
\$ -	\$ -	\$ -	\$ -	\$ -	\$ -	\$ -	\$ -
\$ -	\$ -	\$ -	\$ -	\$ -	\$ -	\$ -	\$ -
\$ -	\$ -	\$ -	\$ -	\$ -	\$ -	\$ -	\$ -
\$ -	\$ -	\$ 21,301.33	\$ 19,715.00	\$ -	\$ 1,586.33	\$ 19,391.39	\$ 19,391.39
\$ -	\$ -	\$ -	\$ -	\$ -	\$ -	\$ -	\$ -
\$ -	\$ -	\$ -	\$ -	\$ -	\$ -	\$ -	\$ -
\$ 190,000.00	\$ 50,000.00	\$ 1,512,734.81	\$ 1,498,732.87	\$ -	\$ 14,001.94	\$ 1,447,151.05	\$ 1,447,151.05
\$ -	\$ -	\$ -	\$ -	\$ -	\$ -	\$ -	\$ -
\$ 190,000.00	\$ 50,000.00	\$ 1,512,734.81	\$ 1,498,732.87	\$ -	\$ 14,001.94	\$ 1,447,151.05	\$ 1,447,151.05

	Estimate of	Approved by
	Needs by	County
	Governing Board	Excise Board
	\$ 1,437,651.05	\$ 1,441,006.18
	\$ 9,500.00	\$ 6,144.87
	\$ 1,447,151.05	\$ 1,447,151.05

SINKING FUND ACCOUNTS COVERING THE PERIOD JULY 1, 2021, to JUNE 30, 2022
ESTIMATE OF NEEDS FOR 2022-2023

EXHIBIT "G"

Page 1.a

Schedule 1, Detail of Bond and Coupon Indebtedness as of June 30, 2022 - Not Affecting Homesteads (New)						
PURPOSE OF BOND ISSUE:						
						2017 GO Bonds
Date of Issue						6/1/2017
Date of Sale By Delivery						6/1/2017
HOW AND WHEN BONDS MATURE						6/1/2017
Uniform Maturities:						
Date Maturing Begins						6/1/2020
Amount of Each Uniform Maturity						\$ 315,000.00
Final Maturity Otherwise						
Date of Final Maturity						6/1/2022
Amount of Final Maturity						\$ 320,000.00
AMOUNT OF ORIGINAL ISSUE						\$ 950,000.00
Cancelled, In Judgement Or Delayed For Final Levy Year						\$ -
Basis of Accruals Contemplated on Net Collections or Better in Anticipation:						
Bond Issues Accruing By Tax Levy						\$ 950,000.00
Years to Run						5
Normal Annual Accrual						190,000.00
Tax Years Run						5
Accrual Liability To Date						\$ 950,000.00
Deductions From Total Accruals:						
Bonds Paid Prior To 6-30-2021						\$ 630,000.00
Bonds Paid During 2021-2022						\$ 320,000.00
Matured Bonds Unpaid						\$ -
Balance of Accrual Liability						\$ -
TOTAL BONDS OUTSTANDING 6-30-2022:						
Matured						\$ -
Unmatured						\$ -
Coupon Computation:	Coupon Date	Unmatured Amount	% Int.	Months	Interest Amount	
Bonds and Coupons	06/01/22	\$ -	0.00%	12	\$ -	
Bonds and Coupons	06/01/23	\$ -	0.00%	12	\$ -	
Bonds and Coupons	06/01/24	\$ -	0.00%	12	\$ -	
Bonds and Coupons	06/01/25	\$ -	0.00%	12	\$ -	
Bonds and Coupons	06/01/26	\$ -	0.00%	12	\$ -	
Bonds and Coupons	06/01/27	\$ -	0.00%	12	\$ -	
Bonds and Coupons	06/01/28	\$ -	0.00%	12	\$ -	
Bonds and Coupons	06/01/29	\$ -	0.00%	12	\$ -	
Bonds and Coupons	06/01/30	\$ -	0.00%	12	\$ -	
Bonds and Coupons	06/01/31	\$ -	0.00%	12	\$ -	
Requirement for Interest Earnings After Last Tax-Levy Year:						
Terminal Interest To Accrue						\$ -
Years to Run						1
Accrue Each Year						\$ -
Tax Years Run						0
Total Accrual To Date						\$ -
Current Interest Earnings Through 2022-2023						\$ -
Total Interest To Levy For 2022-2023						\$ -
INTEREST COUPON ACCOUNT:						
Interest Earned But Unpaid 6-30-2021:						
Matured						\$ -
Unmatured						\$ -
Interest Earnings 2021-2022						\$ 5,600.00
Coupons Paid Through 2021-2022						\$ 5,600.00
Interest Earned But Unpaid 6-30-2022:						
Matured						\$ -
Unmatured						\$ -

SINKING FUND ACCOUNTS COVERING THE PERIOD JULY 1, 2021, to JUNE 30, 2022
ESTIMATE OF NEEDS FOR 2022-2023

EXHIBIT "G"

Page 1.b

Schedule 1, Detail of Bond and Coupon Indebtedness as of June 30, 2022 - Not Affecting Homesteads (New)						
PURPOSE OF BOND ISSUE:						
						2021 GO Bonds
Date of Issue						7/1/2021
Date of Sale By Delivery						7/1/2021
HOW AND WHEN BONDS MATURE						
Uniform Maturities:						
Date Maturing Begins						7/1/2024
Amount of Each Uniform Maturity						\$ 235,000.00
Final Maturity Otherwise						
Date of Final Maturity						7/1/2027
Amount of Final Maturity						\$ 245,000.00
AMOUNT OF ORIGINAL ISSUE						\$ 950,000.00
Cancelled, In Judgement Or Delayed For Final Levy Year						\$ -
Basis of Accruals Contemplated on Net Collections or Better in Anticipation:						
Bond Issues Accruing By Tax Levy						\$ 950,000.00
Years to Run						5
Normal Annual Accrual						190,000.00
Tax Years Run						0
Accrual Liability To Date						\$ -
Deductions From Total Accruals:						
Bonds Paid Prior To 6-30-2021						\$ -
Bonds Paid During 2021-2022						\$ -
Matured Bonds Unpaid						\$ -
Balance of Accrual Liability						\$ -
TOTAL BONDS OUTSTANDING 6-30-2022:						
Matured						\$ -
Unmatured						\$ 950,000.00
Coupon Computation:						
	Coupon Date	Unmatured Amoun	% Int.	Months	Interest Amount	
Bonds and Coupons	07/01/24	\$ 235,000.00	0.88%	24	\$ 4,112.50	
Bonds and Coupons	07/01/25	\$ 235,000.00	0.50%	24	\$ 2,350.00	
Bonds and Coupons	07/01/26	\$ 235,000.00	0.63%	24	\$ 2,937.50	
Bonds and Coupons	07/01/27	\$ 245,000.00	0.75%	24	\$ 3,675.00	
Bonds and Coupons		\$ -	0.00%	0	\$ -	
Bonds and Coupons		\$ -	0.00%	0	\$ -	
Bonds and Coupons		\$ -	0.00%	0	\$ -	
Bonds and Coupons		\$ -	0.00%	0	\$ -	
Bonds and Coupons		\$ -	0.00%	0	\$ -	
Bonds and Coupons		\$ -	0.00%	0	\$ -	
Requirement for Interest Earnings After Last Tax-Levy Year:						
Terminal Interest To Accrue						\$ -
Years to Run						1
Accrue Each Year						\$ -
Tax Years Run						0
Total Accrual To Date						\$ -
Current Interest Earnings Through 2022-2023						\$ 13,075.00
Total Interest To Levy For 2022-2023						\$ 13,075.00
INTEREST COUPON ACCOUNT:						
Interest Earned But Unpaid 6-30-2021:						
Matured						\$ -
Unmatured						\$ -
Interest Earnings 2021-2022						\$ -
Coupons Paid Through 2021-2022						\$ -
Interest Earned But Unpaid 6-30-2022:						
Matured						\$ -
Unmatured						\$ -

SINKING FUND ACCOUNTS COVERING THE PERIOD JULY 1, 2021, to JUNE 30, 2022

ESTIMATE OF NEEDS FOR 2022-2023

EXHIBIT "G"

Page 1.x

Schedule 1, Detail of Bond and Coupon Indebtedness as of June 30, 2022 - Not Affecting Homesteads (New)	
PURPOSE OF BOND ISSUE:	Total All Bonds
Date of Issue	
Date of Sale By Delivery	
HOW AND WHEN BONDS MATURE:	
Uniform Maturities:	
Date Maturing Begins	
Amount of Each Uniform Maturity	\$ 550,000.00
Final Maturity Otherwise:	
Date of Final Maturity	
Amount of Final Maturity	\$ 565,000.00
AMOUNT OF ORIGINAL ISSUE	\$ 1,900,000.00
Cancelled, In Judgement Or Delayed For Final Levy Year	\$ -
Basis of Accruals Contemplated on Net Collections or Better in Anticipation	
Bond Issues Accruing By Tax Levy	\$ 1,900,000.00
Years to Run	
Normal Annual Accrual	\$ 380,000.00
Tax Years Run	
Accrual Liability To Date	\$ 950,000.00
Deductions From Total Accruals:	
Bonds Paid Prior To 6-30-2021	\$ 630,000.00
Bonds Paid During 2021-2022	\$ 320,000.00
Matured Bonds Unpaid	\$ -
Balance of Accrual Liability	\$ -
TOTAL BONDS OUTSTANDING 6-30-2022:	
Matured	\$ -
Unmatured	\$ 950,000.00

Requirement for Interest Earnings After Last Tax-Levy Year:	
Terminal Interest To Accrue	\$ -
Years to Run	
Accrue Each Year	\$ -
Tax Years Run	
Total Accrual To Date	\$ -
Current Interest Earnings Through 2022-2023	\$ 13,075.00
Total Interest To Levy For 2022-2023	\$ 13,075.00
INTEREST COUPON ACCOUNT:	
Interest Earned But Unpaid 6-30-2021:	
Matured	\$ -
Unmatured	\$ -
Interest Earnings 2021-2022	\$ 5,600.00
Coupons Paid Through 2021-2022	\$ 5,600.00
Interest Earned But Unpaid 6-30-2022:	
Matured	\$ -
Unmatured	\$ -

SINKING FUND ACCOUNTS COVERING THE PERIOD JULY 1, 2021, to JUNE 30, 2022

ESTIMATE OF NEEDS FOR 2022-2023

EXHIBIT "G"

2

Schedule 2, Detail of Judgement Indebtedness as of June 30, 2022 - Not Affecting Homesteads (New)				
Judgements For Indebtedness Originally Incurred After 1 - 8 - 37 (New)				
IN FAVOR OF				
BY WHOM OWNED				
PURPOSE OF JUDGEMENT				
Case Number				
NAME OF COURT				
Date of Judgement				
Principal Amount of Judgement	\$ -	\$ -	\$ -	\$ -
Tax Levies Made				
Principal Amount Provided for to June 30, 2021	\$ -	\$ -	\$ -	\$ -
Principal Amount Provided for In 2021-2022	\$ -	\$ -	\$ -	\$ -
PRINCIPAL AMOUNT NOT PROVIDED FOR	\$ -	\$ -	\$ -	\$ -
AMOUNT TO PROVIDE BY TAX LEVY FISCAL YEAR 2022-2023				
Principal 1/3	\$ -	\$ -	\$ -	\$ -
Interest	\$ -	\$ -	\$ -	\$ -
FOR ALL JUDGEMENTS REPORTED: LEVIED FOR BUT UNPAID JUDGEMENT OBLIGATION OUTSTANDING JUNE 30, 2021:				
Principal	\$ -	\$ -	\$ -	\$ -
Interest	\$ -	\$ -	\$ -	\$ -
JUDGEMENT OBLIGATIONS SINCE LEVIED FOR:				
Principal	\$ -	\$ -	\$ -	\$ -
Interest	\$ -	\$ -	\$ -	\$ -
JUDGEMENT OBLIGATIONS SINCE PAID:				
Principal	\$ -	\$ -	\$ -	\$ -
Interest	\$ -	\$ -	\$ -	\$ -
LEVIED BUT UNPAID JUDGEMENT OBLIGATIONS OUTSTANDING JUNE 30, 2022:				
Principal	\$ -	\$ -	\$ -	\$ -
Interest	\$ -	\$ -	\$ -	\$ -
Total	\$ -	\$ -	\$ -	\$ -

Schedule 3, Prepaid Judgements as of June 30, 2022			
Prepaid Judgements On Indebtedness Originating After January 8, 1937.			
NAME OF JUDGEMENT			
CASE NUMBER			
NAME OF COURT			
Principal Amount Of Judgement	\$ -	\$ -	\$ -
Tax Levies Made			
Unreimbursed Balance At June 30, 2021	\$ -	\$ -	\$ -
Reimbursement By 2021 Tax Levy	\$ -	\$ -	\$ -
Annual Accrual On Prepaid Judgements	\$ -	\$ -	\$ -
Stricken By Court Order	\$ -	\$ -	\$ -
Asset Balance June 30, 2022	\$ -	\$ -	\$ -

SINKING FUND ACCOUNTS COVERING THE PERIOD JULY 1, 2021, to JUNE 30, 2022

ESTIMATE OF NEEDS FOR 2022-2023

EXHIBIT "G"

Page 2

Schedule 2, Detail of Judgement Indebtedness as of June 30, 2022 - Not Affecting Homesteads (New) (Continued)

						TOTAL ALL JUDGEMENTS
\$ -	\$ -	\$ -	\$ -	\$ -	\$ -	\$ -
\$ -	\$ -	\$ -	\$ -	\$ -	\$ -	\$ -
\$ -	\$ -	\$ -	\$ -	\$ -	\$ -	\$ -
\$ -	\$ -	\$ -	\$ -	\$ -	\$ -	\$ -
\$ -	\$ -	\$ -	\$ -	\$ -	\$ -	\$ -
\$ -	\$ -	\$ -	\$ -	\$ -	\$ -	\$ -
\$ -	\$ -	\$ -	\$ -	\$ -	\$ -	\$ -
\$ -	\$ -	\$ -	\$ -	\$ -	\$ -	\$ -
\$ -	\$ -	\$ -	\$ -	\$ -	\$ -	\$ -
\$ -	\$ -	\$ -	\$ -	\$ -	\$ -	\$ -
\$ -	\$ -	\$ -	\$ -	\$ -	\$ -	\$ -
\$ -	\$ -	\$ -	\$ -	\$ -	\$ -	\$ -
\$ -	\$ -	\$ -	\$ -	\$ -	\$ -	\$ -
\$ -	\$ -	\$ -	\$ -	\$ -	\$ -	\$ -
\$ -	\$ -	\$ -	\$ -	\$ -	\$ -	\$ -

Schedule 3, Prepaid Judgements as of June 30, 2022 (Continued)

						TOTAL ALL PREPAID JUDGEMENTS
\$ -	\$ -	\$ -	\$ -	\$ -	\$ -	\$ -
\$ -	\$ -	\$ -	\$ -	\$ -	\$ -	\$ -
\$ -	\$ -	\$ -	\$ -	\$ -	\$ -	\$ -
\$ -	\$ -	\$ -	\$ -	\$ -	\$ -	\$ -
\$ -	\$ -	\$ -	\$ -	\$ -	\$ -	\$ -
\$ -	\$ -	\$ -	\$ -	\$ -	\$ -	\$ -

SINKING FUND ACCOUNTS COVERING THE PERIOD JULY 1, 2021, to JUNE 30, 2022

ESTIMATE OF NEEDS FOR 2022-2023

EXHIBIT "G"

Page 3

Schedule 4, Sinking Fund Cash Statement		
Revenue Receipts and Disbursements	SINKING FUND	
	Detail	Extension
Cash on Hand June 30, 2021		\$ 137,344.14
Investments Since Liquidated	\$ -	
COLLECTED AND APPORTIONED:		
2020 and Prior Ad Valorem Tax	\$ 27,237.46	
2021 Ad Valorem Tax	\$ 165,311.39	
Protest Tax Refunds	\$ -	
Miscellaneous Receipts	\$ 132.43	
TOTAL RECEIPTS		\$ 192,681.28
TOTAL RECEIPTS AND BALANCE		\$ 330,025.42
DISBURSEMENTS:		
Coupons Paid	\$ 5,600.00	
Interest Paid on Past-Due Coupons	\$ -	
Bonds Paid	\$ 320,000.00	
Interest Paid on Past-Due Bonds	\$ -	
Commission Paid to Fiscal Agency	\$ -	
Judgements Paid	\$ -	
Interest Paid on Such Judgements	\$ -	
Investments Purchased	\$ -	
Judgements Paid Under 62 O.S. 1981, § 435	\$ -	
TOTAL DISBURSEMENTS		\$ 325,600.00
CASH BALANCE ON HAND JUNE 30, 2022		\$ 4,425.42

Schedule 5, Sinking Fund Balance Sheet		
	SINKING FUND	
	Detail	Extension
Cash Balance on Hand June 30, 2022		\$ 4,425.42
Legal Investments Properly Maturing	\$ -	
Judgements Paid to Recover By Tax Levy	\$ -	
TOTAL LIQUID ASSETS (In Extension Column)		\$ 4,425.42
DEDUCT MATURED INDEBTEDNESS:		
a. Past-Due Coupons	\$ -	
b. Interest Accrued Thereon	\$ -	
c. Past-Due Bonds	\$ -	
d. Interest Thereon After Last Coupon	\$ -	
e. Fiscal Agency Commission on Above	\$ -	
f. Judgements and Interest Levied for But Unpaid	\$ -	
TOTAL Items a. Through f. (To Extension Column)		\$ -
BALANCE OF ASSETS SUBJECT TO ACCRUALS		\$ 4,425.42
DEDUCT ACCRUAL RESERVES IF ASSETS SUFFICIENT:		
g. Earned Unmatured Interest	\$ -	
h. Accrual on Final Coupons	\$ -	
i. Accrued on Unmatured Bonds	\$ -	
TOTAL Items g. Through i. (To Extension Column)		\$ -
EXCESS OF ASSETS OVER ACCRUAL RESERVES		\$ 4,425.42

SINKING FUND ACCOUNTS COVERING THE PERIOD JULY 1, 2021, to JUNE 30, 2022

ESTIMATE OF NEEDS FOR 2022-2023

EXHIBIT "G"

Page 4

Schedule 6, Estimate of Sinking Fund Needs

	SINKING FUND	
	Computed By Governing Board	Provided By Excise Board
Interest Earnings On Bonds	\$ 13,075.00	\$ 13,075.00
Accrual on Unmatured Bonds	\$ 190,000.00	\$ 190,000.00
Annual Accrual on "Prepaid" Judgements	\$ -	\$ -
Annual Accrual on Unpaid Judgements	\$ -	\$ -
Interest on Unpaid Judgements	\$ -	\$ -
Annual Accrual From Exhibit KK	\$ -	\$ -
TOTAL SINKING FUND PROVISION	\$ 203,075.00	\$ 203,075.00

Schedule 7, 2021 Ad Valorem Tax Account - Sinking Funds

Gross Value \$	-			
Net Value \$	179,977,980.00	1.100	Mills	Amount
Total Proceeds of Levy as Certified				\$ 197,668.65
Additions:				\$ -
Deductions:				\$ -
Gross Balance Tax				\$ 197,668.65
Less Reserve for Delinquent Tax				\$ 9,412.79
Reserve for Protest Pending				\$ -
Balance Available Tax				\$ 188,255.86
Deduct 2021 Tax Apportioned				\$ 165,311.39
Net Balance 2021 Tax in Process of Collection or				\$ 22,944.47
Excess Collections				\$ -

Schedule 9, Sinking Fund Investments

INVESTED IN	Investments on Hand June 30, 2021	Since Purchased	LIQUIDATIONS		Barred by Court Order	Investments on Hand June 30, 2021
			By Collections of Cost	Amortized Premium		
	\$ -	\$ -	\$ -	\$ -	\$ -	\$ -
	\$ -	\$ -	\$ -	\$ -	\$ -	\$ -
	\$ -	\$ -	\$ -	\$ -	\$ -	\$ -
	\$ -	\$ -	\$ -	\$ -	\$ -	\$ -
	\$ -	\$ -	\$ -	\$ -	\$ -	\$ -
	\$ -	\$ -	\$ -	\$ -	\$ -	\$ -
	\$ -	\$ -	\$ -	\$ -	\$ -	\$ -
	\$ -	\$ -	\$ -	\$ -	\$ -	\$ -
	\$ -	\$ -	\$ -	\$ -	\$ -	\$ -
	\$ -	\$ -	\$ -	\$ -	\$ -	\$ -
	\$ -	\$ -	\$ -	\$ -	\$ -	\$ -
TOTAL INVESTMENTS	\$ -	\$ -	\$ -	\$ -	\$ -	\$ -

SINKING FUND ACCOUNTS COVERING THE PERIOD JULY 1, 2021, to JUNE 30, 2022

ESTIMATE OF NEEDS FOR 2022-2023

EXHIBIT "G"

Page 5

Schedule 10, Miscellaneous Revenue	
Source	2021-2022 ACCOUNT ACTUALLY COLLECTED
1000 CHARGES FOR SERVICES:	
1111 Fees	\$ -
1112 Other -	\$ -
Total Charges For Services	\$ -
INTERGOVERNMENTAL REVENUES:	
2000 INTERGOVERNMENTAL REVENUES: - LOCAL SOURCES:	
2111 Premium on Bonds Sold	\$ -
2112 Proceeds From Sale of Original Bonds	\$ -
2113 Payments In Lieu of Tax Revenue	\$ -
2114 Revaluation of Real Property Reimbursements	\$ -
2115 Other - Interest on Bonds	\$ 132.43
2116 Other -	\$ -
Total - Local Sources	\$ 132.43
3000 INTERGOVERNMENTAL REVENUES - STATE SOURCES:	
3111 County Sales Tax - OTC	\$ -
3112 Other - OTC	\$ -
Sub-Total - OTC	\$ -
3211 State Payments in Lieu of Tax Revenue	\$ -
3212 Homestead Exemption Reimbursement	\$ -
3213 Additional Homestead Exemption Reimbursement	\$ -
3214 State Grant	\$ -
3215 Other -	\$ -
3216 Other -	\$ -
Total - State Sources	\$ -
4000 INTERGOVERNMENTAL REVENUES - FEDERAL SOURCES:	
4111 Flood Control	\$ -
4112 Federal Payments in Lieu of Tax Revenue	\$ -
4113 Bureau of Land Management	\$ -
4114 Other -	\$ -
4115 Other -	\$ -
Total - Federal Sources	\$ -
Grand Total Intergovernmental Revenues	\$ 132.43
5000 MISCELLANEOUS REVENUE:	
5111 Interest on Investments	\$ -
5112 Rental or Lease of County Property	\$ -
5113 Sale of County Property	\$ -
5114 Insurance Recoveries	\$ -
5115 Insurance Reimbursements	\$ -
5116 Utility Reimbursements	\$ -
5117 Resale Property Fund Distribution	\$ -
5118 Accrued Interest on Bond Sales	\$ -
5119 Dividends on Insurance Policies	\$ -
5120 Interest on Taxes	\$ -
5121 Other -	\$ -
5122 Other -	\$ -
Total Miscellaneous Revenue	\$ -
6000 NON-REVENUE RECEIPTS:	
6111 Contributions From Other Funds	\$ -
Grand Total Sinking Fund	\$ 132.43

CAPITAL PROJECT FUND ACCOUNTS COVERING THE PERIOD JULY 1, 2021, to JUNE 30, 2022
ESTIMATE OF NEEDS FOR 2022-2023

EXHIBIT "J"

Page 1

Capital Project Fund Accounts:	2017 Bond Fund	2021 Bond Fund	Fund
Schedule 1, Current Balance Sheet - June 30, 2022	2021-2022	2021-2022	2021-2022
CURRENT YEAR	Amount	Amount	Amount
ASSETS:			
Cash Balance June 30, 2022	\$ -	\$ 688,608.54	\$ -
Investments	\$ -	\$ -	\$ -
TOTAL ASSETS	\$ -	\$ 688,608.54	\$ -
LIABILITIES AND RESERVES:			
Warrants Outstanding	\$ -	\$ -	\$ -
Reserve for Interest on Warrants	\$ -	\$ -	\$ -
Reserves From Schedule 8	\$ -	\$ -	\$ -
TOTAL LIABILITIES AND RESERVES	\$ -	\$ -	\$ -
CASH FUND BALANCE JUNE 30, 2022	\$ -	\$ 688,608.54	\$ -
TOTAL LIABILITIES, RESERVES AND CASH FUND BALANCE	\$ -	\$ 688,608.54	\$ -

Schedule 5, Expenditures Capital Project Fund Accounts of Current Year	2021-2022	2021-2022	2021-2022
CURRENT YEAR	Amount	Amount	Amount
Cash Balance Reported to Excise Board 6-30-2021	\$ 5,073.41	\$ 19,000.00	\$ -
Cash Fund Balance Transferred Out	\$ -	\$ -	\$ -
Cash Fund Balance Transferred In	\$ -	\$ -	\$ -
Adjusted Cash Balance	\$ 5,073.41	\$ 19,000.00	\$ -
Miscellaneous Revenue (Schedule 4)	\$ -	\$ 931,000.00	\$ -
Cash Fund Balance Forward From Preceding Year	\$ -	\$ -	\$ -
Prior Expenditures Recovered	\$ -	\$ -	\$ -
TOTAL RECEIPTS	\$ -	\$ 931,000.00	\$ -
TOTAL RECEIPTS AND BALANCE	\$ 5,073.41	\$ 950,000.00	\$ -
Warrants of Year in Caption	\$ 5,073.41	\$ 261,391.46	\$ -
Interest Paid Thereon	\$ -	\$ -	\$ -
TOTAL DISBURSEMENTS	\$ 5,073.41	\$ 261,391.46	\$ -
CASH BALANCE JUNE 30, 2022	\$ -	\$ 688,608.54	\$ -
Reserve for Warrants Outstanding	\$ -	\$ -	\$ -
Reserve for Interest on Warrants	\$ -	\$ -	\$ -
Reserves From Schedule 8	\$ -	\$ -	\$ -
TOTAL LIABILITIES AND RESERVE	\$ -	\$ -	\$ -
DEFICIT: (Red Figure)	\$ -	\$ -	\$ -
CASH FUND BALANCE FORWARD TO SUCCEEDING YEAR	\$ -	\$ 688,608.54	\$ -

Schedule 6, Special Revenue Fund Warrant Accounts of Current Year	2021-2022	2021-2022	2021-2022
CURRENT YEAR	Amount	Amount	Amount
Warrants Outstanding 6-30-2021 of Year in Caption	\$ 3,253.90	\$ -	\$ -
Warrants Registered During Year	\$ 1,819.51	\$ 261,391.46	\$ -
TOTAL	\$ 5,073.41	\$ 261,391.46	\$ -
Warrants Paid During Year	\$ 5,073.41	\$ 261,391.46	\$ -
Warrants Converted to Bonds or Judgements	\$ -	\$ -	\$ -
Warrants Cancelled	\$ -	\$ -	\$ -
Warrants Estopped by Statute	\$ -	\$ -	\$ -
TOTAL WARRANTS RETIRED	\$ 5,073.41	\$ 261,391.46	\$ -
BALANCE WARRANTS OUTSTANDING JUNE 30, 2022	\$ -	\$ -	\$ -

CAPITAL PROJECT FUND ACCOUNTS COVERING THE PERIOD JULY 1, 2021, to JUNE 30, 2022
ESTIMATE OF NEEDS FOR 2022-2023

EXHIBIT "J"

1

Fund	Fund	Fund	Fund	Fund	Fund	
2021-2022	2021-2022	2021-2022	2021-2022	2021-2022	2021-2022	
Amount	Amount	Amount	Amount	Amount	Amount	Total
\$ -	\$ -	\$ -	\$ -	\$ -	\$ -	\$ 688,608.54
\$ -	\$ -	\$ -	\$ -	\$ -	\$ -	\$ -
\$ -	\$ -	\$ -	\$ -	\$ -	\$ -	\$ 688,608.54
\$ -	\$ -	\$ -	\$ -	\$ -	\$ -	\$ -
\$ -	\$ -	\$ -	\$ -	\$ -	\$ -	\$ -
\$ -	\$ -	\$ -	\$ -	\$ -	\$ -	\$ -
\$ -	\$ -	\$ -	\$ -	\$ -	\$ -	\$ -
\$ -	\$ -	\$ -	\$ -	\$ -	\$ -	\$ 688,608.54
\$ -	\$ -	\$ -	\$ -	\$ -	\$ -	\$ 688,608.54

2021-2022	2021-2022	2021-2022	2021-2022	2021-2022	2021-2022	
Amount	Amount	Amount	Amount	Amount	Amount	TOTAL
\$ -	\$ -	\$ -	\$ -	\$ -	\$ -	\$ 24,073.41
\$ -	\$ -	\$ -	\$ -	\$ -	\$ -	\$ -
\$ -	\$ -	\$ -	\$ -	\$ -	\$ -	\$ -
\$ -	\$ -	\$ -	\$ -	\$ -	\$ -	\$ 24,073.41
\$ -	\$ -	\$ -	\$ -	\$ -	\$ -	\$ 931,000.00
\$ -	\$ -	\$ -	\$ -	\$ -	\$ -	\$ -
\$ -	\$ -	\$ -	\$ -	\$ -	\$ -	\$ -
\$ -	\$ -	\$ -	\$ -	\$ -	\$ -	\$ 931,000.00
\$ -	\$ -	\$ -	\$ -	\$ -	\$ -	\$ 955,073.41
\$ -	\$ -	\$ -	\$ -	\$ -	\$ -	\$ 266,464.87
\$ -	\$ -	\$ -	\$ -	\$ -	\$ -	\$ -
\$ -	\$ -	\$ -	\$ -	\$ -	\$ -	\$ 266,464.87
\$ -	\$ -	\$ -	\$ -	\$ -	\$ -	\$ 688,608.54
\$ -	\$ -	\$ -	\$ -	\$ -	\$ -	\$ -
\$ -	\$ -	\$ -	\$ -	\$ -	\$ -	\$ -
\$ -	\$ -	\$ -	\$ -	\$ -	\$ -	\$ -
\$ -	\$ -	\$ -	\$ -	\$ -	\$ -	\$ -
\$ -	\$ -	\$ -	\$ -	\$ -	\$ -	\$ 688,608.54

2021-2022	2021-2022	2021-2022	2021-2022	2021-2022	2021-2022	
Amount	Amount	Amount	Amount	Amount	Amount	TOTAL
\$ -	\$ -	\$ -	\$ -	\$ -	\$ -	\$ 3,253.90
\$ -	\$ -	\$ -	\$ -	\$ -	\$ -	\$ 263,210.97
\$ -	\$ -	\$ -	\$ -	\$ -	\$ -	\$ 266,464.87
\$ -	\$ -	\$ -	\$ -	\$ -	\$ -	\$ 266,464.87
\$ -	\$ -	\$ -	\$ -	\$ -	\$ -	\$ -
\$ -	\$ -	\$ -	\$ -	\$ -	\$ -	\$ -
\$ -	\$ -	\$ -	\$ -	\$ -	\$ -	\$ -
\$ -	\$ -	\$ -	\$ -	\$ -	\$ -	\$ 266,464.87
\$ -	\$ -	\$ -	\$ -	\$ -	\$ -	\$ -

CERTIFICATE OF EXCISE BOARD
ESTIMATE OF NEEDS FOR 2022-2023

COUNTY OF HUGHES, STATE OF OKLAHOMA

We, the members of the Excise Board of said County and State, do hereby certify that we have examined the foregoing estimates of proposed current expenses for the ensuing fiscal year as filed with the Emergency Medical Service Board, and those directly under, or in contractual relationship with, the Emergency Medical Service Board; we have ascertained from the Financial Statements submitted therewith the amount of Surplus Balances of Cash on Hand; we have considered the uncollected ad valorem taxes of the previous year or years; and we have ascertained that the probable Income estimated to be collected from all sources other than ad valorem taxation may reasonably be expected as a revenue for the ensuing fiscal year, and that the same does not exceed 90% of the actual collection from such sources for the previous fiscal year.

In so doing, we have diligently performed the duties imposed upon the Excise Board by 68 O.S. 1991 Section 3007, (1) ascertaining that the financial statements, as to statistics therein contained reflect the true fiscal condition at the close of the fiscal year, or caused the same to be corrected so to show; (2) struck from the estimate of needs so submitted any items not authorized by law and reduced to the sum authorized by law any items restricted by statute as to the amount lawfully expendable therefore; (3) supplemented such estimate, after proper publication, by an estimate of needs prepared by this Excise Board to make provision for mandatory governmental functions where the estimate submitted wholly failed or was deemed inadequate to fulfill the mandate of the Constitutions or of the Legislature; (4) computed the total means available to each fund in the manner provided; and (5) then and only thereafter. -

Accordingly, we have and do hereby appropriate the Surplus Balances of Cash on Hand, and the Revenues and Levies hereinafter set forth for each Fund to the several and specific purposes named in such estimates, by each, to the intent and purpose that CONSTITUTIONAL GOVERNMENTAL FUNCTIONS shall be first assured and provided for, and subsequently to provide for Legislative Governmental Functions insofar as to the available Surpluses, Revenues and Levies will permit; and we have provided also that the Levies are in excess of the amount appropriated to needs after deducting the surplus cash balance on hand, and Estimated Revenues other than tax, by the percentage and amount or reserve for delinquent tax as hereinafter set forth, which we have determined in the manner provided by law.

We further certify that we have examined the within statements of account and estimated needs or requirements of the Governing Board of 2021 County, in relation to the Sinking Fund or Funds thereof, and after finding the same correct or having caused the same to be corrected pursuant to 68 O. S. 1991 Section 3009, have approved the requirements therefor to fulfill the conditions of Section 26 and 28 of Article 10, Oklahoma Constitution, and have made and certified a tax levy therefor to the extent of the excess of said total requirements over the total of items 2, 3, 6, and 12 of Exhibit "Y" (Page 2) and any other legal deduction, including a reserve of 10% for delinquent taxes.

See Accountant's Report

CERTIFICATE OF EXCISE BOARD
ESTIMATE OF NEEDS FOR 2022-2023

Page 2

EXHIBIT "Y"		
County Excise Board's Appropriation of Income and Revenue	E.M.S Fund	Sinking Fund (Exc. Homesteads)
Appropriation Approved & Provision Made	\$ 1,447,151.05	\$ 203,075.00
Appropriation of Revenues	\$ -	\$ -
Excess of Assets Over Liabilities	\$ 58,351.29	\$ 4,425.42
Unclaimed Protest Tax Refunds	\$ -	\$ -
Miscellaneous Estimated Revenues	\$ 840,552.31	\$ -
Est. Value of Surplus Tax in Process	\$ -	\$ -
Sinking Fund Contributions	\$ -	\$ -
Surplus Building Fund Cash	\$ -	\$ -
Total Other Than 2021 Tax	\$ 898,903.60	\$ 4,425.42
Balance Required	\$ 548,247.45	\$ 198,649.58
Add 10% for Delinquency	\$ 54,824.74	\$ 19,878.20
Total Required for 2021 Tax	\$ 603,072.19	\$ 218,527.78
Rate of Levy Required and Certified (in Mills)	3.11	1.13

We further certify that the net assessed valuation of the Property, subject to ad valorem taxes, after the amount of all Homestead Exemptions have been deducted in the said County as finally equalized and certified by the State Board of Equalization for the current year 2022-2023 is as follows:

VALUATION AND LEVIES EXCLUDING HOMESTEADS				
County	Real	Personal	Public Service	Total
Total Valuation,	\$ 53,988,314.00	\$ 93,821,465.00	\$ 46,104,109.00	\$ 193,913,888.00


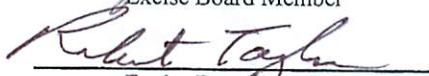
and that the assessed valuations herein certified have been used in computing the rates of mill levies and the proceeds thereof appropriated as aforesaid; and that having ascertained as aforesaid, the aggregate amount to be raised by ad valorem taxation, we thereupon made the levies therefor as provided by law as follows:

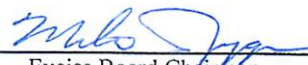
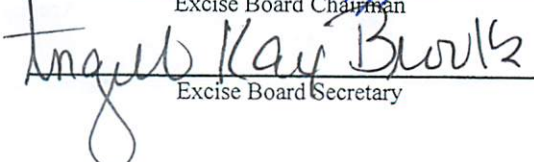
EMS Fund 3.11 Mills; Building Fund 0.00 Mills; Sinking Fund 1.13 Mills; Sub-Total 4.24 Mills;

Free Fair Budget Account (Levy Per Applicable Statute)	0.00 Mills;
Free Fair Improvement Budget Account (Net Proceeds of 1.00 Mill)	0.00 Mills;
Free Fair Additional Improvement Budget Account (Net Proceeds of 1.00 Mill)	0.00 Mills;
Library Budget Account (Net Proceeds of 1/2 of 1.00 Mill)	0.00 Mills;
Cooperative County/City-County Library Budget Account (1.00 to 4.00 Mills)	0.00 Mills;
County Cemetery (Prior To Aug. 15, 1933) Budget Account (Net Proceeds of 1/5 of 1.00 Mill)	0.00 Mills;
Public Buildings Budget Account (Not To Exceed 5.00 Mills)	0.00 Mills;
County Health Fund (Not To Exceed 2.50 Mills)	0.00 Mills;
Emergency Medical Service (Not To Exceed 3.00 Mills)	0.00 Mills;
Total County Levies	4.24 Mills;
County Wide Levy For Schools (4.00 Mills)	0.00 Mills;
Total County Wide Levy	4.24 Mills;

and we do hereby order the above levies to be certified forthwith by the Secretary of this Board to the County Assessor of said County, in order that the Assessor may immediately extend said levies upon the Tax Rolls for the year 2023 without regard to any protest that may be filed against

any levies, as required by 68 O. S. 1991, Section 2869
Dated at Holdenville Oklahoma, this 14 day of November, 2022.


Excise Board Member

Excise Board Member


Excise Board Chairman

Excise Board Secretary

HUGHES COUNTY, 39
STATISTICAL DATA
FISCAL YEAR 2021-2022

Total Valuation

Total Gross Valuation Real Property	\$	58,050,809.00
Homestead Exemption	\$	(2,784,779.00)
Other Exemptions	\$	<u>(1,277,716.00)</u>
Total Real Property	\$	53,988,314.00

Total Personal Property	\$	93,821,465.00
Total Public Service Property	\$	<u>46,104,109.00</u>

Total Valuation of Property	\$	<u><u>193,913,888.00</u></u>
-----------------------------	----	------------------------------

See Accountant's Report

EXHIBIT "Z"

Page 1

STATEMENT OF FINANCIAL CONDITION		Page 1
AS OF JUNE 30, 2022		
	E.M.S.	
	Detail	
ASSETS:		
Cash Balance June 30, 2022	\$	58,351.29
Investments	\$	-
TOTAL ASSETS	\$	58,351.29
LIABILITIES AND RESERVES:		
Warrants Outstanding	\$	-
Reserve for Interest on Warrants	\$	-
Reserves From Schedule 8	\$	-
TOTAL LIABILITIES AND RESERVES	\$	-
CASH FUND BALANCE (Deficit) JUNE 30, 2022	\$	58,351.29

ESTIMATED NEEDS FOR FISCAL YEAR ENDING JUNE 30, 2022

ESTIMATED NEEDS FOR FISCAL YEAR ENDING JUNE 30, 2022			
GENERAL FUND	GENERAL FUND	SINKING FUND BALANCE SHEET	SINKING FUND
Current Expense	\$ 1,441,006.18	1. Cash Balance on Hand June 30, 2022	\$ 4,425.42
Reserve for Int. on Warrants & Revaluation	\$ 6,144.87	2. Legal Investments Properly Maturing	\$ -
Total Required	\$ 1,447,151.05	3. Judgements Paid to Recover by Tax Levy	\$ -
FINANCED		4. Total Liquid Assets	\$ 4,425.42
Cash Fund Balance	\$ 58,351.29	Deduct Matured Indebtedness:	
Estimated Miscellaneous Revenue	\$ 840,552.31	5. a. Past-Due Coupons	\$ -
Total Deductions	\$ 898,903.60	6. b. Interest Accrued Thereon	\$ -
Balance to Raise from Ad Valorem Tax	\$ 548,247.45	7. c. Past-Due Bonds	\$ -
ESTIMATED MISCELLANEOUS REVENUE:		8. d. Interest Thereon After Last Coupon	\$ -
1000 Charges for Services	\$ 719,756.96	9. e. Fiscal Agency Commissions on Above	\$ -
2000 Local Sources of Revenue	\$ -	10. f. Judgements and Int. Levied for/Unpaid	\$ -
3000 State Sources of Revenue	\$ -	11. Total Items a. Through f.	\$ -
4000 Federal Sources of Revenue	\$ -	12. Balance of Assets Subject to Accruals	\$ 4,425.42
5000 Miscellaneous Revenue	\$ 120,795.35	Deduct Accrual Reserve If Assets Sufficient:	
6111 Contributions from Other Funds	\$ -	13. g. Earned Unmatured Interest	\$ -
Total Estimated Revenue	\$ 840,552.31	14. h. Accrual on Final Coupons	\$ -
		15. i. Accrued on Unmatured Bonds	\$ -
		16. Total Items g. Through i.	\$ -
		17. Excess of Assets Over Accrual Reserves **	\$ 4,425.42
		SINKING FUND REQUIREMENTS FOR 2022-2023	
		1. Interest Earnings on Bonds	\$ 13,075.00
		2. Accrual on Unmatured Bonds	\$ 190,000.00
		3. Annual Accrual on "Prepaid" Judgements	\$ -
		4. Annual Accrual on "Unpaid" Judgements	\$ -
		5. Interest on Unpaid Judgements	\$ -
		6. Annual Accrual From Exhibit KK	\$ -
		Total Sinking Fund Requirements	\$ 203,075.00
		Deduct:	
		1. Exces of Assets Over Liabilities	\$ -
		2. Surplus Building Fund Cash	\$ -
		Balance to Raise By Tax Levy	\$ -

EMERGENCY MEDICAL SERVICE BOARD PUBLICATION SHEET - HUGHES COUNTY, OKLAHOMA
FINANCIAL STATEMENT OF THE VARIOUS FUNDS FOR THE FISCAL YEAR ENDING JUNE 30, 2022, AND ESTIMATE OF NEEDS
FOR THE FISCAL YEAR ENDING JUNE 30, 2023, OF THE EMERGENCY MEDICAL SERVICE BOARD OF
HUGHES COUNTY, OKLAHOMA


EXHIBIT "Z"

** If line 12 is less than line 16 after omitting "h" deduct the following each in turn from line 4, "Total Liquid Assets".	SINKING FUND
13d. j. Unmatured Coupons Due 4-1-2023	\$ -
14d. k. Unmatured Bonds So Due	
15d. l. Whatever Remains is for Exhibit KK Line E.	\$ -
16d. Deficit as Shown on Sinking Fund Balance Sheet.	\$ -
17d. Less Cash Requirements for Current Fiscal Year in Excess of Cash on Hand (From Line 15d Above).	
18d. Remaining Deficit is for Exhibit KK Line F.	\$ -


CERTIFICATE - GOVERNING BOARD

STATE OF OKLAHOMA, COUNTY OF HUGHES, ss:

We, the undersigned Emergency Medical Service Board of Hughes County Oklahoma, do hereby certify that at a meeting of the Emergency Medical Service Board of the said County, begun at the time provided by law for Counties and pursuant to the provisions of 68 O. S. 1991 Sec. 3002, the foregoing statement was prepared and is a true and correct condition of the Financial Affairs of said Emergency Medical Board as reflected by the record of the Clerk and Treasurer. We further certify that the foregoing estimate for current expenses for the fiscal year beginning July 1, 2022, and ending June 30, 2023, as shown are reasonably necessary for the proper conduct of the affairs of the said Emergency Medical Service Board, that the Estimated Income to be derived from sources other than ad valorem taxation does not exceed the lawfully authorized portion of the revenue derived from the same sources during the preceding fiscal year.



Chairman of Board


Member


Member

Member


Member


Member

Attest 
County Clerk

 Seal

Subscribed and sworn to before me this 10th November day of June, 2022.



Notary Public



Required to be published in a legally-qualified newspaper printed in the County, or one issue published in a legally-qualified newspaper of general circulation in the County.