

STATISTICAL AUDIT

**OKLAHOMA HORSE RACING COMMISSION
STATISTICAL REPORT OF GAMING
OPERATIONS - WILL ROGERS DOWNS AND
REMINGTON PARK**

January 2012



*Independently serving the citizens of
Oklahoma by promoting the
accountability and fiscal integrity of
governmental funds.*



Oklahoma State
Auditor & Inspector
Gary A. Jones, CPA, CFE

**OKLAHOMA HORSE RACING COMMISSION
STATISTICAL REPORT OF GAMING OPERATIONS
WILL ROGERS DOWNS AND REMINGTON PARK
JANUARY 2012**

This publication, issued by the Oklahoma State Auditor and Inspector's Office as authorized by 74 O.S. § 212, has not been printed, but is available on the agency's website (www.sai.ok.gov) and in the Oklahoma Department of Libraries Publications Clearinghouse Digital Collection, pursuant to 74 O.S. § 3105.B.



Oklahoma State Auditor & Inspector

2300 N. Lincoln Blvd. • State Capitol, Room 100 • Oklahoma City, OK 73105 • Phone: 405.521.3495 • Fax: 405.521.3426

February 9, 2012

**TO THE MEMBERS OF THE OKLAHOMA
HORSE RACING COMMISSION**

Transmitted herewith is the Statistical Report of Gaming Operations for Will Rogers Downs and Remington Park for the month of January 2012. The report is the result of our monitoring and data accumulation in accordance with the State Auditor and Inspector's contract with the Oklahoma Horse Racing Commission.

The goal of the State Auditor and Inspector is to promote accountability and fiscal integrity in state and local government. Maintaining our independence as we provide this service to the taxpayers of Oklahoma is of utmost importance.

We wish to take this opportunity to express our appreciation for the assistance and cooperation extended to our Office during our engagement.

Sincerely,

A handwritten signature in blue ink that reads "Gary A. Jones". The signature is fluid and cursive, with a long horizontal stroke at the end.

GARY A. JONES, CPA, CFE
OKLAHOMA STATE AUDITOR & INSPECTOR

**OKLAHOMA HORSE RACING COMMISSION
STATISTICAL REPORT OF GAMING OPERATIONS
WILL ROGERS DOWNS AND REMINGTON PARK
FOR THE MONTH OF JANUARY 2012**

TABLE OF CONTENTS

	<u>PAGE</u>
STATE AUDITOR AND INSPECTOR LETTER	4
STATISTICAL REPORT OF GAMING OPERATIONS	5



Oklahoma State Auditor & Inspector

2300 N. Lincoln Blvd. • State Capitol, Room 100 • Oklahoma City, OK 73105 • Phone: 405.521.3495 • Fax: 405.521.3426

TO THE MEMBERS OF THE OKLAHOMA HORSE RACING COMMISSION

We compiled the information presented in this report from the statistical data obtained from the gaming vendors and licensees located at Will Rogers Downs and Remington Park for the month of January 2012.

We were not engaged to perform an audit in accordance with generally accepted auditing standards, the objective of which would be the expression of an opinion on specified elements or accounts. Accordingly, we do not express such an opinion. This report relates only to the procedures specified above and does not extend to any financial statements of the racetracks or racinos taken as a whole.

In planning and performing these procedures, we considered the internal control structure of the gaming departments; however, our procedures were substantially less in scope than the procedures we would have applied if we had been engaged to express an opinion on the internal controls. Accordingly, we do not express an opinion on their internal control structure.

Sincerely,

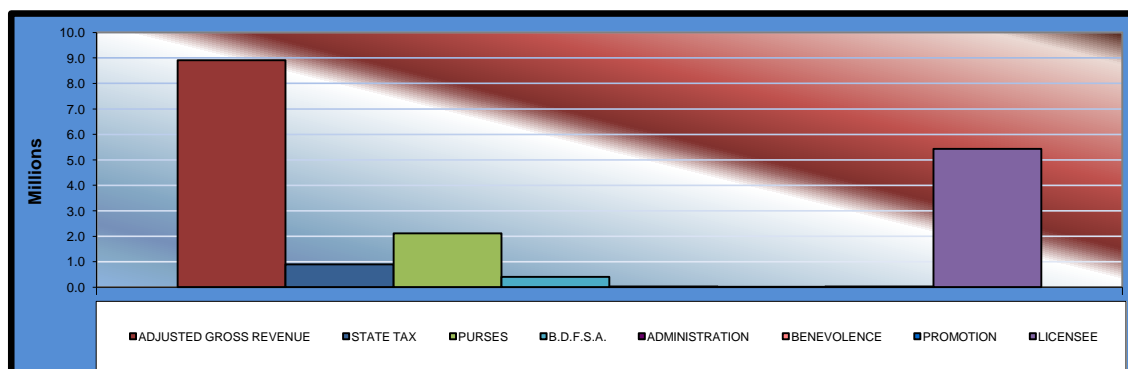
A handwritten signature in blue ink that reads "Gary A. Jones". The signature is fluid and cursive, with a long horizontal stroke at the end.

GARY A. JONES, CPA, CFE
OKLAHOMA STATE AUDITOR & INSPECTOR

February 9, 2012

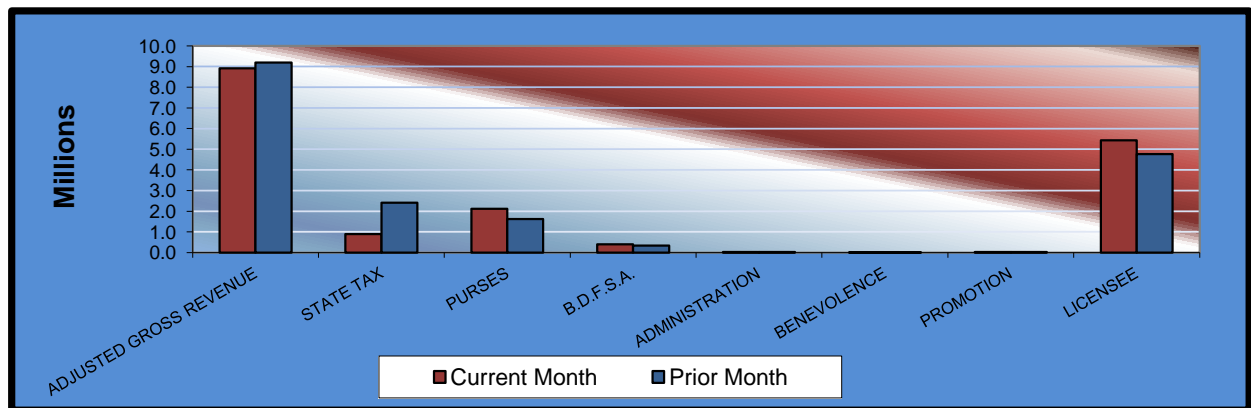
**OKLAHOMA STATE AUDITOR & INSPECTOR
GAMING AT OKLAHOMA HORSE RACING TRACKS
JANUARY 2012**

	<u>TOTAL</u>	<u>WILL ROGERS DOWNS</u>	<u>REMINGTON PARK</u>
Gaming Days This Month	62	31	31
Opening Date		12/09/05	11/21/05
Adjusted Gross Revenue	<u>\$8,908,352.12</u>	<u>\$1,804,240.46</u>	<u>\$7,104,111.66</u>
State Tax			
Higher Education Trust Fund	106,900.23	21,650.89	85,249.34
Education Reform	783,934.99	158,773.16	625,161.83
Purse Fund			
<u>Purses</u>			
Thoroughbred	1,075,344.97	196,211.15	879,133.82
Quarterhorse	922,902.37	179,634.69	743,267.68
Paint & Appaloosa	114,266.49	19,959.41	94,307.08
Breeding Development Fund			
<u>Special Account</u>			
Thoroughbred	183,523.17	23,680.66	159,842.51
Quarterhorse	210,078.94	18,267.93	191,811.01
Paint & Appaloosa	11,620.32	2,029.77	9,590.55
<u>Administration</u>			
Thoroughbred	12,911.47	2,255.30	10,656.17
Quarterhorse	11,620.32	2,029.77	9,590.55
Paint & Appaloosa	1,291.15	225.53	1,065.62
<u>Benevolence</u>			
Thoroughbred	6,455.73	1,127.65	5,328.08
Quarterhorse	5,810.17	1,014.89	4,795.28
Paint & Appaloosa	645.58	112.77	532.81
<u>Promotions</u>			
Thoroughbred	12,911.47	2,255.30	10,656.17
Quarterhorse	11,620.32	2,029.77	9,590.55
Paint & Appaloosa	1,291.15	225.53	1,065.62
Licensee	\$5,435,223.28	\$1,172,756.29	\$4,262,466.99



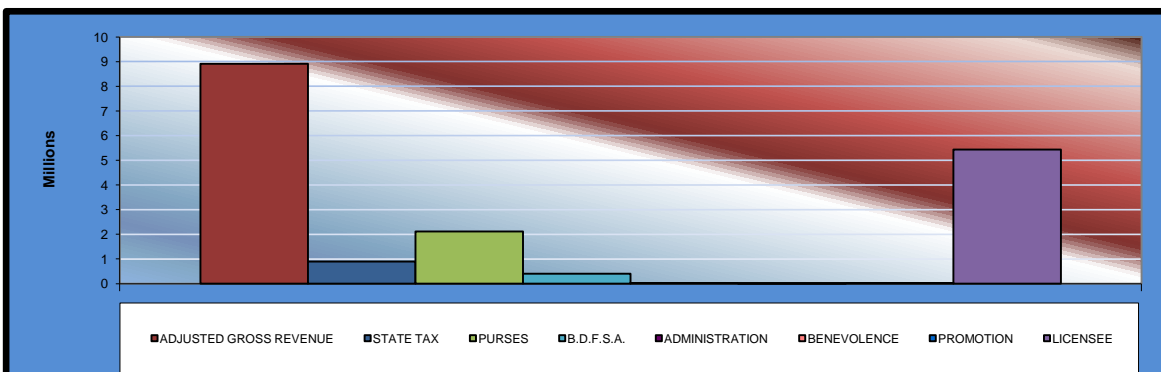
**OKLAHOMA STATE AUDITOR & INSPECTOR
GAMING AT OKLAHOMA HORSE RACING TRACKS
JANUARY 2012**

	<u>TOTAL</u>	<u>PRIOR MONTH</u>	<u>% CHANGE</u>	<u>PRIOR YEAR</u>	<u>% CHANGE</u>
Gaming Days	62	62	0.00%	62	0.00%
Opening Date					
Adjusted Gross Revenue	\$8,908,352.12	\$9,191,397.12	-3.08%	\$8,422,589.89	5.77%
State Tax					
Higher Education Trust Fund	106,900.23	290,247.62	-63.17%	101,071.08	5.77%
Education Reform	783,934.99	2,128,482.60	-63.17%	741,187.91	5.77%
Purse Fund					
<u>Purses</u>					
Thoroughbred	1,075,344.97	817,081.73	31.61%	1,020,190.70	5.41%
Quarterhorse	922,902.37	711,810.16	29.66%	873,753.10	5.63%
Paint & Appaloosa	114,266.49	88,837.34	28.62%	108,549.42	5.27%
Breeding Development Fund					
<u>Special Account</u>					
Thoroughbred	183,523.17	161,634.90	13.54%	175,692.78	4.46%
Quarterhorse	210,078.94	169,034.81	24.28%	202,542.04	3.72%
Paint & Appaloosa	11,620.32	9,034.31	28.62%	11,038.93	5.27%
<u>Administration</u>					
Thoroughbred	12,911.47	10,038.12	28.62%	12,265.48	5.27%
Quarterhorse	11,620.32	9,034.31	28.62%	11,038.93	5.27%
Paint & Appaloosa	1,291.15	1,003.82	28.62%	1,226.55	5.27%
<u>Benevolence</u>					
Thoroughbred	6,455.73	5,019.06	28.62%	6,132.73	5.27%
Quarterhorse	5,810.17	4,517.16	28.62%	5,519.46	5.27%
Paint & Appaloosa	645.58	501.91	28.62%	613.27	5.27%
<u>Promotions</u>					
Thoroughbred	12,911.47	10,038.12	28.62%	12,265.48	5.27%
Quarterhorse	11,620.32	9,034.31	28.62%	11,038.93	5.27%
Paint & Appaloosa	1,291.15	1,003.82	28.62%	1,226.55	5.27%
Licensee	\$5,435,223.28	\$4,765,043.02	14.06%	\$5,127,236.55	6.01%



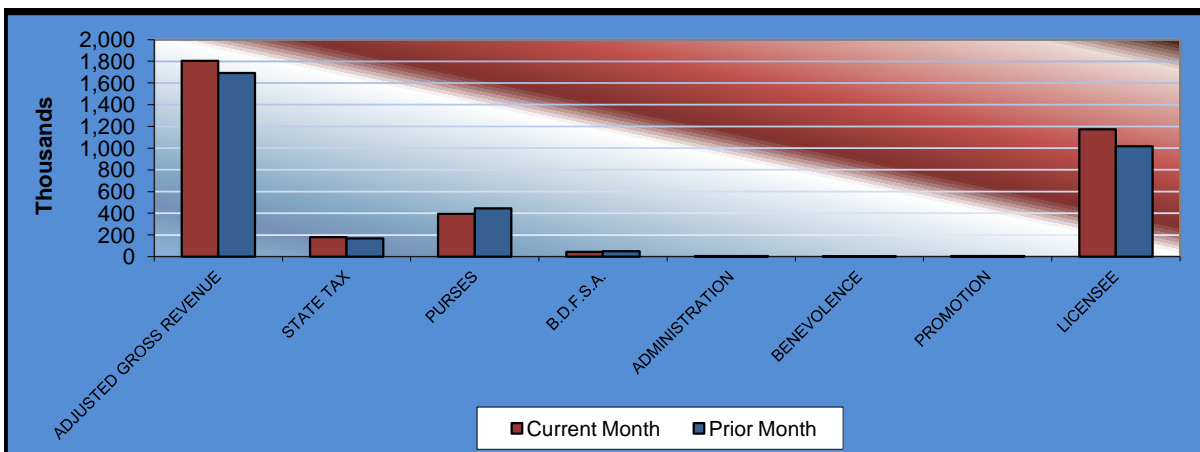
**OKLAHOMA STATE AUDITOR & INSPECTOR
GAMING AT OKLAHOMA HORSE RACING TRACKS
JANUARY 2012**

	<u>TOTAL</u>	<u>WILL ROGERS DOWNS</u>	<u>REMINGTON PARK</u>
Gaming Days This Year	62	31	31
Opening Date		12/09/05	11/21/05
 Adjusted Gross Revenue	<u>\$8,908,352.12</u>	<u>\$1,804,240.46</u>	<u>\$7,104,111.66</u>
State Tax			
Higher Education Trust Fund	106,900.23	21,650.89	85,249.34
Education Reform	783,934.99	158,773.16	625,161.83
Purse Fund			
<u>Purses</u>			
Thoroughbred	1,075,344.97	196,211.15	879,133.82
Quarterhorse	922,902.37	179,634.69	743,267.68
Paint & Appaloosa	114,266.49	19,959.41	94,307.08
Breeding Development Fund			
<u>Special Account</u>			
Thoroughbred	183,523.17	23,680.66	159,842.51
Quarterhorse	210,078.94	18,267.93	191,811.01
Paint & Appaloosa	11,620.32	2,029.77	9,590.55
<u>Administration</u>			
Thoroughbred	12,911.47	2,255.30	10,656.17
Quarterhorse	11,620.32	2,029.77	9,590.55
Paint & Appaloosa	1,291.15	225.53	1,065.62
<u>Benevolence</u>			
Thoroughbred	6,455.73	1,127.65	5,328.08
Quarterhorse	5,810.17	1,014.89	4,795.28
Paint & Appaloosa	645.58	112.77	532.81
<u>Promotions</u>			
Thoroughbred	12,911.47	2,255.30	10,656.17
Quarterhorse	11,620.32	2,029.77	9,590.55
Paint & Appaloosa	1,291.15	225.53	1,065.62
 Licensee	 \$5,435,223.28	 \$1,172,756.29	 \$4,262,466.99



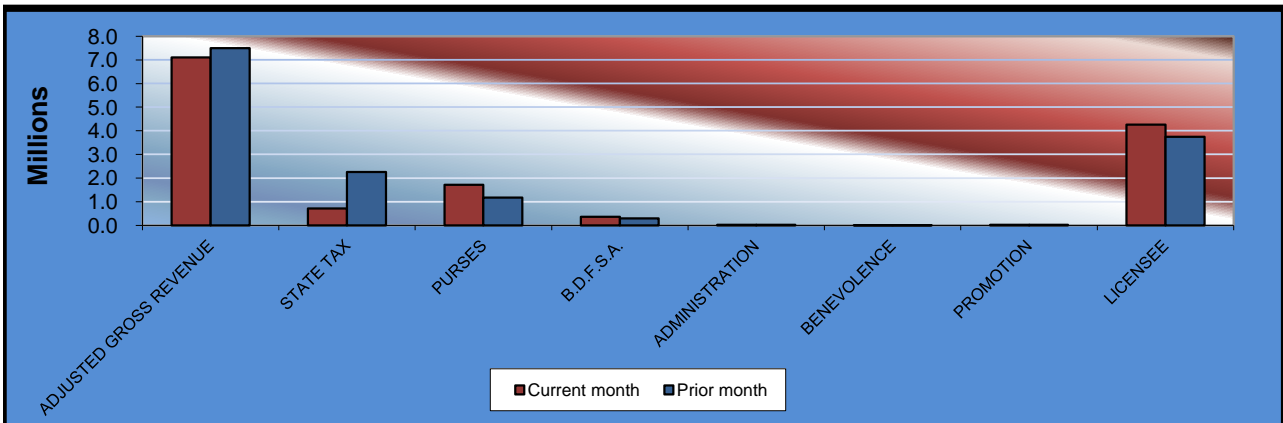
**OKLAHOMA STATE AUDITOR & INSPECTOR
GAMING AT OKLAHOMA HORSE RACING TRACKS
JANUARY 2012**

<u>Will Rogers Downs</u>	<u>CURRENT MONTH</u>	<u>PRIOR MONTH</u>	<u>% CHANGE</u>	<u>JANUARY 2011</u>	<u>% CHANGE</u>
Gaming Days	31	31	0.00%	31	0.00%
Opening Date	12/09/05				
Adjusted Gross Revenue	\$1,804,240.46	\$1,693,444.55	6.54%	\$1,473,652.35	22.43%
State Tax					
Higher Education Trust Fund	21,650.89	20,321.33	6.54%	17,683.83	22.43%
Education Reform	158,773.16	149,023.12	6.54%	129,681.41	22.43%
Purse Fund					
<u>Purses</u>					
Thoroughbred	196,211.15	220,994.51	-11.21%	160,259.68	22.43%
Quarterhorse	179,634.69	202,324.29	-11.21%	146,720.51	22.43%
Paint & Appaloosa	19,959.41	22,480.47	-11.21%	16,302.27	22.43%
<u>Breeding Development Fund</u>					
<u>Special Account</u>					
Thoroughbred	23,680.66	26,671.75	-11.21%	19,341.69	22.43%
Quarterhorse	18,267.93	20,575.35	-11.21%	14,920.73	22.43%
Paint & Appaloosa	2,029.77	2,286.15	-11.21%	1,657.86	22.43%
<u>Administration</u>					
Thoroughbred	2,255.30	2,540.17	-11.21%	1,842.07	22.43%
Quarterhorse	2,029.77	2,286.15	-11.21%	1,657.86	22.43%
Paint & Appaloosa	225.53	254.02	-11.22%	184.21	22.43%
<u>Benevolence</u>					
Thoroughbred	1,127.65	1,270.08	-11.21%	921.03	22.43%
Quarterhorse	1,014.89	1,143.08	-11.21%	828.93	22.43%
Paint & Appaloosa	112.77	127.01	-11.21%	92.10	22.44%
<u>Promotions</u>					
Thoroughbred	2,255.30	2,540.17	-11.21%	1,842.07	22.43%
Quarterhorse	2,029.77	2,286.15	-11.21%	1,657.86	22.43%
Paint & Appaloosa	225.53	254.02	-11.22%	184.21	22.43%
Licensee	\$1,172,756.29	\$1,016,066.73	15.42%	\$957,874.03	22.43%



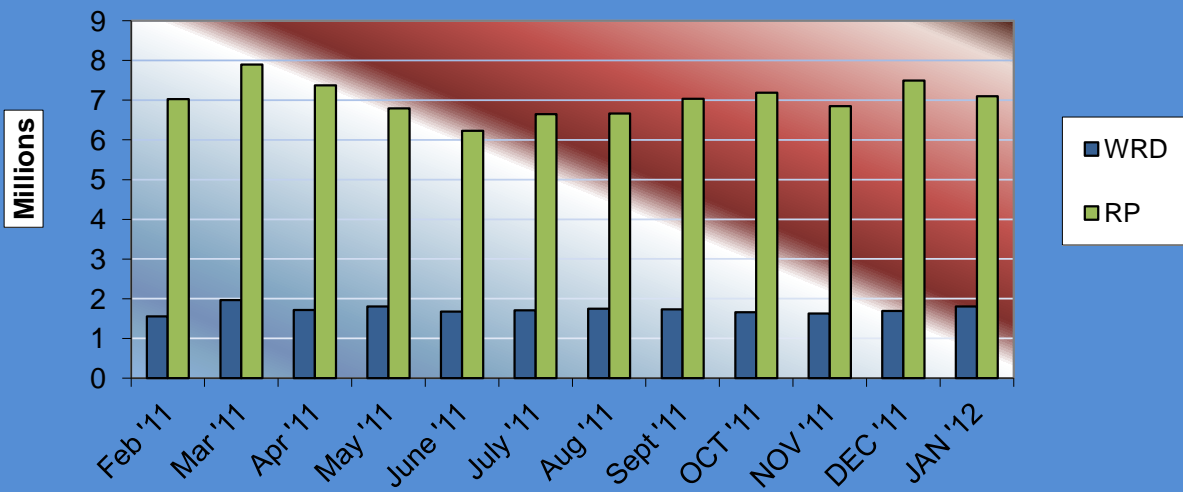
OKLAHOMA STATE AUDITOR & INSPECTOR GAMING AT OKLAHOMA HORSE RACING TRACKS JANUARY 2012

<u>Remington Park</u>	<u>CURRENT MONTH</u>	<u>PRIOR MONTH</u>	<u>% CHANGE</u>	<u>JANUARY 2010</u>	<u>% CHANGE</u>
Gaming Days	31	31	0.00%	31	0.00%
Opening Date	11/21/05				
Adjusted Gross Revenue	\$7,104,111.66	\$7,497,952.57	-5.25%	\$6,948,937.54	2.23%
State Tax					
Higher Education Trust Fund	85,249.34	269,926.29	-68.42%	83,387.25	2.23%
Education Reform	625,161.83	1,979,459.48	-68.42%	611,506.50	2.23%
Purse Fund					
<u>Purses</u>					
Thoroughbred	879,133.82	596,087.22	47.48%	859,931.02	2.23%
Quarterhorse	743,267.68	509,485.87	45.89%	727,032.59	2.23%
Paint & Appaloosa	94,307.08	66,356.87	42.12%	92,247.15	2.23%
Breeding Development Fund					
<u>Special Account</u>					
Thoroughbred	159,842.51	134,963.15	18.43%	156,351.09	2.23%
Quarterhorse	191,811.01	148,459.46	29.20%	187,621.31	2.23%
Paint & Appaloosa	9,590.55	6,748.16	42.12%	9,381.07	2.23%
<u>Administration</u>					
Thoroughbred	10,656.17	7,497.95	42.12%	10,423.41	2.23%
Quarterhorse	9,590.55	6,748.16	42.12%	9,381.07	2.23%
Paint & Appaloosa	1,065.62	749.80	42.12%	1,042.34	2.23%
<u>Benevolence</u>					
Thoroughbred	5,328.08	3,748.98	42.12%	5,211.70	2.23%
Quarterhorse	4,795.28	3,374.08	42.12%	4,690.53	2.23%
Paint & Appaloosa	532.81	374.90	42.12%	521.17	2.23%
<u>Promotions</u>					
Thoroughbred	10,656.17	7,497.95	42.12%	10,423.41	2.23%
Quarterhorse	9,590.55	6,748.16	42.12%	9,381.07	2.23%
Paint & Appaloosa	1,065.62	749.80	42.12%	1,042.34	2.23%
Licensee	\$4,262,466.99	\$3,748,976.29	13.70%	\$4,169,362.52	2.23%



**OKLAHOMA STATE AUDITOR & INSPECTOR
GAMING AT OKLAHOMA HORSE RACING TRACKS
JANUARY 2012**

**ADJUSTED GROSS REVENUE
PREVIOUS TWELVE MONTHS**





OFFICE OF THE STATE AUDITOR AND INSPECTOR

2300 N. LINCOLN BOULEVARD, ROOM 100

OKLAHOMA CITY, OK 73105-4896

WWW.SAI.OK.GOV