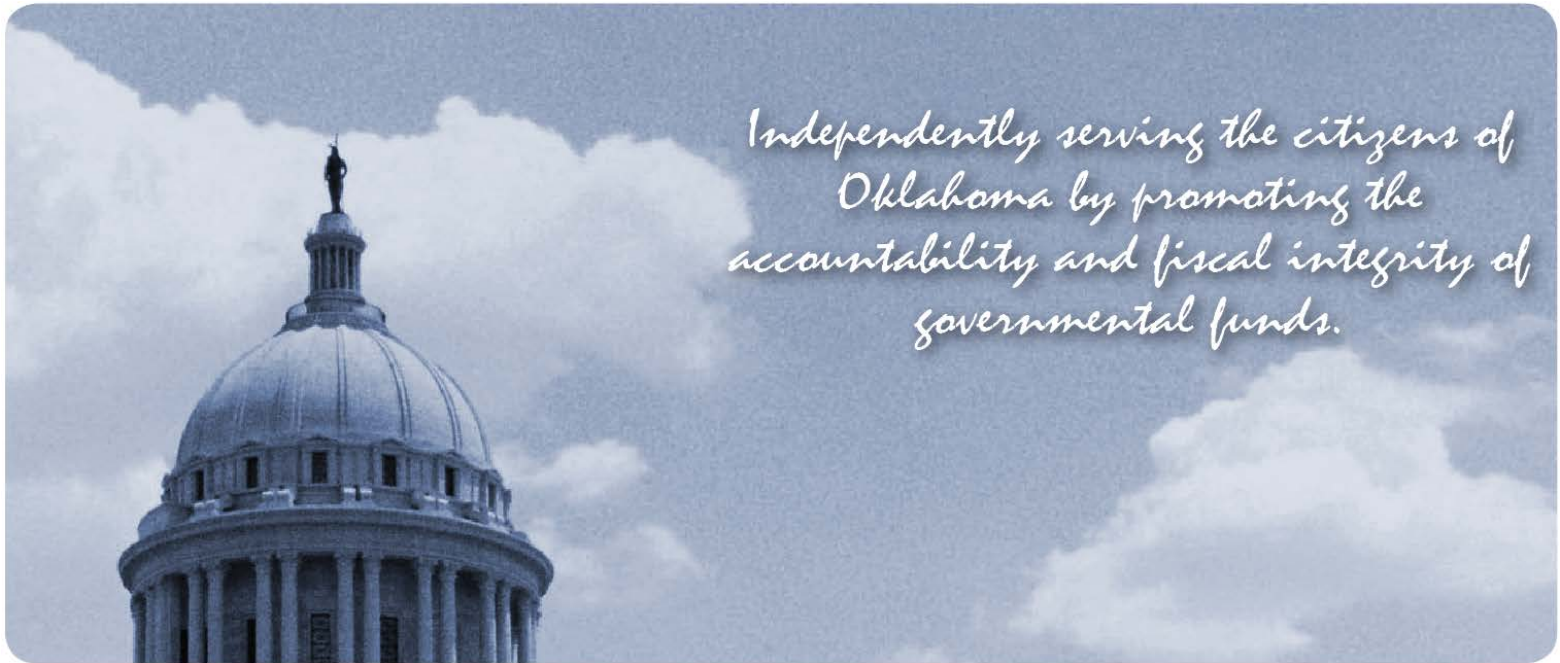


CONTRACT AUDIT

OKLAHOMA HORSE RACING COMMISSION AUDIT REPORT OF GAMING OPERATIONS WILL ROGERS DOWNS AND REMINGTON PARK

January 2018



*Independently serving the citizens of
Oklahoma by promoting the
accountability and fiscal integrity of
governmental funds.*



Oklahoma State
Auditor & Inspector
Gary A. Jones, CPA, CFE

**OKLAHOMA HORSE RACING COMMISSION
AUDIT REPORT OF GAMING OPERATIONS
WILL ROGERS DOWNS AND REMINGTON PARK
JANUARY 2018**

This publication, issued by the Oklahoma State Auditor and Inspector's Office as authorized by 74 O.S. § 212, has not been printed, but is available on the agency's website (www.sai.ok.gov) and in the Oklahoma Department of Libraries Publications Clearinghouse Digital Collection (<http://digitalprairie.ok.gov/cdm/search/collection/audits/>) pursuant to 65 O.S. § 3-114.



Oklahoma State Auditor & Inspector

2300 N. Lincoln Blvd. • State Capitol, Room 100 • Oklahoma City, OK 73105 • Phone: 405.521.3495 • Fax: 405.521.3426

February 12, 2018

**TO THE MEMBERS OF THE OKLAHOMA
HORSE RACING COMMISSION**

Transmitted herewith is the Audit Report of Gaming Operations for Will Rogers Downs and Remington Park for the month of January 2018. The report is the result of our monitoring and data accumulation in accordance with the State Auditor and Inspector's contract with the Oklahoma Horse Racing Commission (OHRC) and Title 3A of the Oklahoma Statutes for Gaming.

The goal of the State Auditor and Inspector is to promote accountability and fiscal integrity in state and local government. Maintaining our independence as we provide this service to the taxpayers of Oklahoma is of utmost importance.

We wish to take this opportunity to express our appreciation for the assistance and cooperation extended to our Office during our engagement.

Sincerely,

A handwritten signature in blue ink that reads "Gary A. Jones".

GARY A. JONES, CPA, CFE
OKLAHOMA STATE AUDITOR & INSPECTOR

**OKLAHOMA HORSE RACING COMMISSION
Audit Report of Gaming Operations
Will Rogers Downs and Remington Park
For the Month of January 2018**

TABLE OF CONTENTS

	<u>PAGE</u>
STATE AUDITOR AND INSPECTOR LETTER	4
TOTAL GAMING REVENUE	5
COMPARISON OF PRIOR MONTH AND PRIOR YEAR.....	6
YEAR TO DATE GAMING TOTALS.....	7
WILL ROGERS DOWNS REVENUE.....	8
REMINGTON PARK REVENUE.....	9
PRIOR TWELVE MONTH GRAPH.....	10



Oklahoma State Auditor & Inspector

2300 N. Lincoln Blvd. • State Capitol, Room 100 • Oklahoma City, OK 73105 • Phone: 405.521.3495 • Fax: 405.521.3426

TO THE MEMBERS OF THE OKLAHOMA HORSE RACING COMMISSION

We performed an audit in accordance with the OHRC Gaming Contract and Title 3A of the Oklahoma Statutes for Gaming. The information presented in this report is derived from gaming data obtained from the gaming vendors and licensees located at Will Rogers Downs and Remington Park for the month of January 2018.

Because our procedures do not constitute an audit conducted in accordance with generally accepted auditing standards, we do not express such an opinion on the information. This report relates only to this information and does not extend to any financial statements of the racetracks or racinos.

In planning and performing these procedures, we considered the internal control structure of the gaming departments; however, our procedures were substantially less in scope than the procedures we would have applied if we had been engaged to express an opinion on the internal controls. Accordingly, we do not express an opinion on their internal control structure.

Sincerely,

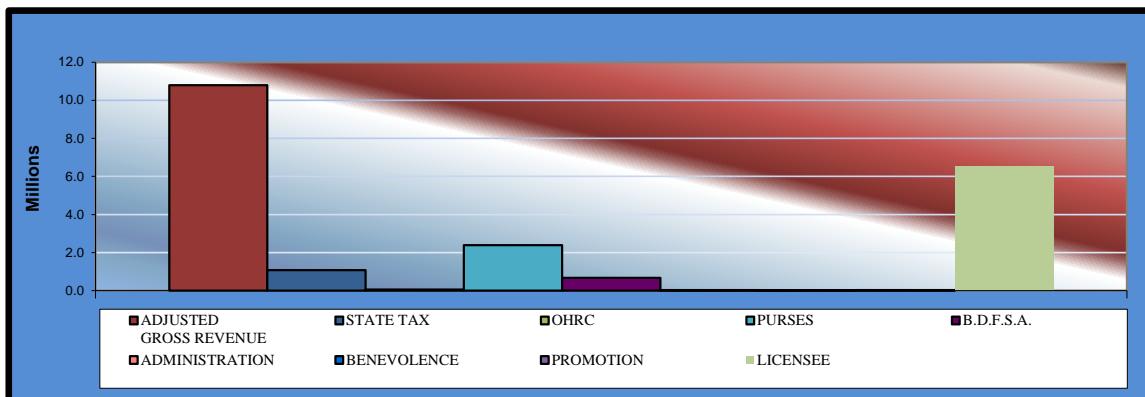
A handwritten signature in blue ink that reads "Gary A. Jones". The signature is fluid and cursive, with a long horizontal stroke at the end.

GARY A. JONES, CPA, CFE
OKLAHOMA STATE AUDITOR & INSPECTOR

February 12, 2018

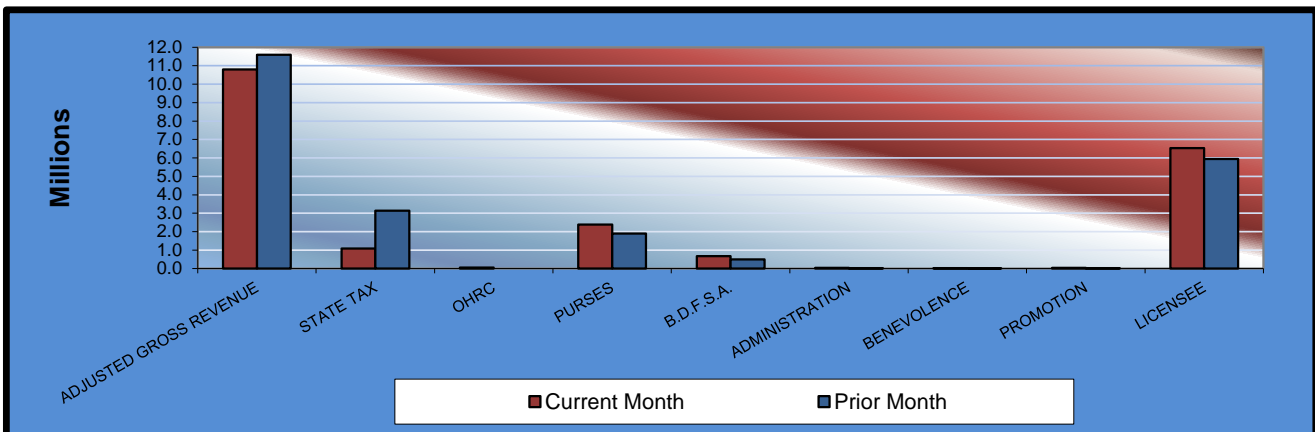
Gaming at Oklahoma Horse Racing Tracks Will Rogers Downs and Remington Park Total Gaming Revenue January 2018

	<u>TOTAL</u>	<u>WILL ROGERS DOWNS</u>	<u>REMINGTON PARK</u>
Gaming Days This Month	62	31	31
Adjusted Gross Revenue	<u>\$10,799,639.07</u>	<u>\$1,584,601.37</u>	<u>\$9,215,037.70</u>
State Tax			
General Revenue Fund	129,595.68	19,015.23	110,580.45
Education Reform	950,368.24	139,444.92	810,923.32
Oklahoma Horse Racing Commission	53,998.20	7,923.01	46,075.19
Purse Fund			
<u>Purses</u>			
Thoroughbred	1,232,923.20	170,602.14	1,062,321.06
Quarterhorse	1,025,921.75	156,189.21	869,732.54
Paint & Appaloosa	130,440.15	17,354.36	113,085.79
<u>Breeding Development Fund</u>			
<u>Special Account</u>			
Thoroughbred	294,737.28	20,589.91	274,147.37
Quarterhorse	348,972.71	15,883.65	333,089.06
Paint & Appaloosa	22,325.90	1,764.85	20,561.05
<u>Administration</u>			
Thoroughbred	15,668.31	1,960.94	13,707.37
Quarterhorse	14,101.48	1,764.85	12,336.63
Paint & Appaloosa	1,566.83	196.09	1,370.74
<u>Benevolence</u>			
Thoroughbred	7,834.15	980.47	6,853.68
Quarterhorse	7,050.74	882.42	6,168.32
Paint & Appaloosa	783.42	98.05	685.37
<u>Promotions</u>			
Thoroughbred	15,668.30	1,960.94	13,707.36
Quarterhorse	14,101.48	1,764.85	12,336.63
Paint & Appaloosa	1,566.83	196.09	1,370.74
Licensee	\$6,532,014.42	\$1,026,029.39	\$5,505,985.03



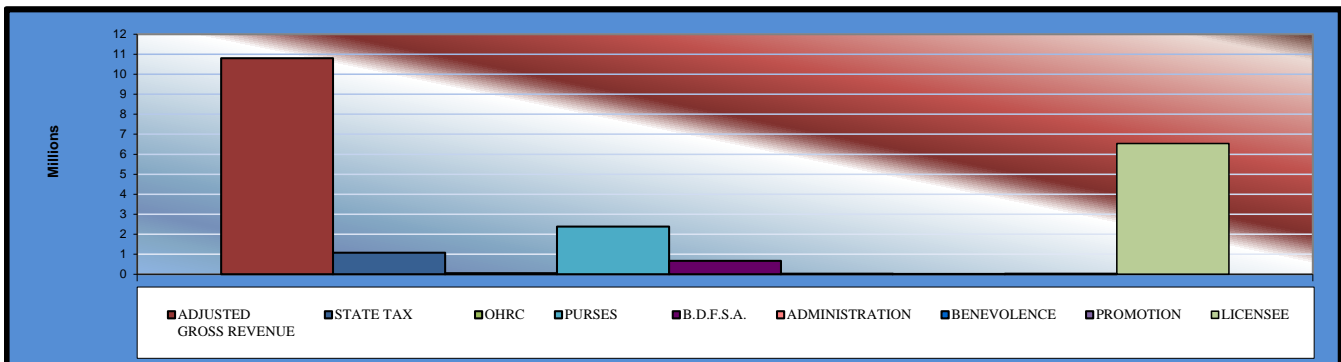
Gaming at Oklahoma Horse Racing Tracks Will Rogers Downs and Remington Park Comparison of Prior Month and Prior Year January 2018

	<u>TOTAL</u>	<u>PRIOR MONTH</u>	<u>% CHANGE</u>	<u>January 2017</u>	<u>% CHANGE</u>
Gaming Days	62	60	3.33%	62	0.00%
Adjusted Gross Revenue	\$10,799,639.07	\$11,591,998.96	-6.84%	\$8,696,817.88	24.18%
State Tax					
General Revenue Fund	129,595.68	376,917.49	-65.62%	104,361.82	24.18%
Education Reform	950,368.24	2,764,061.63	-65.62%	765,319.97	24.18%
Oklahoma Horse Racing Commission	53,998.20	57,959.99	-6.84%	0.00	100.00%
Purse Fund					
<u>Purses</u>					
Thoroughbred	1,232,923.20	976,154.76	26.30%	999,769.43	23.32%
Quarterhorse	1,025,921.75	820,273.43	25.07%	735,534.46	39.48%
Paint & Appaloosa	130,440.15	102,883.54	26.78%	81,726.05	59.61%
<u>Breeding Development Fund</u>					
<u>Special Account</u>					
Thoroughbred	294,737.28	221,988.66	32.77%	235,624.35	25.09%
Quarterhorse	348,972.71	258,055.64	35.23%	376,319.96	-7.27%
Paint & Appaloosa	22,325.90	16,930.80	31.87%	41,813.33	-46.61%
<u>Administration</u>					
Thoroughbred	15,668.31	12,288.66	27.50%	12,670.72	23.66%
Quarterhorse	14,101.48	11,059.78	27.50%	11,403.64	23.66%
Paint & Appaloosa	1,566.83	1,228.86	27.50%	1,267.07	23.66%
<u>Benevolence</u>					
Thoroughbred	7,834.15	6,144.33	27.50%	6,335.35	23.66%
Quarterhorse	7,050.74	5,529.90	27.50%	5,701.81	23.66%
Paint & Appaloosa	783.42	614.43	27.50%	633.53	23.66%
<u>Promotions</u>					
Thoroughbred	15,668.30	12,288.66	27.50%	12,670.71	23.66%
Quarterhorse	14,101.48	11,059.78	27.50%	11,403.64	23.66%
Paint & Appaloosa	1,566.83	1,228.86	27.50%	1,267.07	23.66%
Licensee	\$6,532,014.42	\$5,935,329.76	10.05%	\$5,292,994.97	23.41%



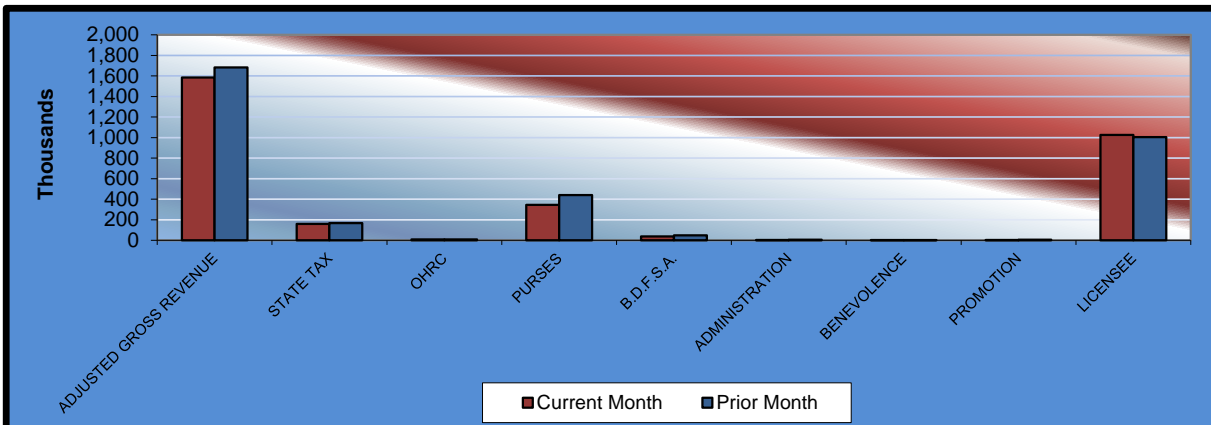
Gaming at Oklahoma Horse Racing Tracks Will Rogers Downs and Remington Park Year to Date Gaming Totals Comparison January 2018

	WILL ROGERS DOWNS	REMINGTON PARK	2018 TOTAL	2017 TOTAL	% CHANGE
Gaming Days This Year	31	31	62	62	0.00%
Adjusted Gross Revenue	<u>\$1,584,601.37</u>	<u>\$9,215,037.70</u>	<u>\$10,799,639.07</u>	<u>\$8,696,817.88</u>	24.18%
State Tax					
General Revenue Fund	19,015.23	\$110,580.45	129,595.68	104,361.82	24.18%
Education Reform	139,444.92	\$810,923.32	950,368.24	765,319.97	24.18%
Oklahoma Horse Racing Commission	7,923.01	\$46,075.19	53,998.20	0.00	100.00%
Purse Fund					
<u>Purses</u>					
Thoroughbred	170,602.14	\$1,062,321.06	1,232,923.20	999,769.43	23.32%
Quarterhorse	156,189.21	\$869,732.54	1,025,921.75	735,534.46	39.48%
Paint & Appaloosa	17,354.36	\$113,085.79	130,440.15	81,726.05	59.61%
<u>Breeding Development Fund</u>					
<u>Special Account</u>					
Thoroughbred	20,589.91	\$274,147.37	294,737.28	235,624.35	25.09%
Quarterhorse	15,883.65	\$333,089.06	348,972.71	376,319.96	-7.27%
Paint & Appaloosa	1,764.85	\$20,561.05	22,325.90	41,813.33	-46.61%
<u>Administration</u>					
Thoroughbred	1,960.94	\$13,707.37	15,668.31	12,670.72	23.66%
Quarterhorse	1,764.85	\$12,336.63	14,101.48	11,403.64	23.66%
Paint & Appaloosa	196.09	\$1,370.74	1,566.83	1,267.07	23.66%
<u>Benevolence</u>					
Thoroughbred	980.47	\$6,853.68	7,834.15	6,335.35	23.66%
Quarterhorse	882.42	\$6,168.32	7,050.74	5,701.81	23.66%
Paint & Appaloosa	98.05	\$685.37	783.42	633.53	23.66%
<u>Promotions</u>					
Thoroughbred	1,960.94	\$13,707.36	15,668.30	12,670.71	23.66%
Quarterhorse	1,764.85	\$12,336.63	14,101.48	11,403.64	23.66%
Paint & Appaloosa	196.09	\$1,370.74	1,566.83	1,267.07	23.66%
Licensee	\$1,026,029.39	\$5,505,985.03	6,532,014.42	\$5,292,994.97	23.41%



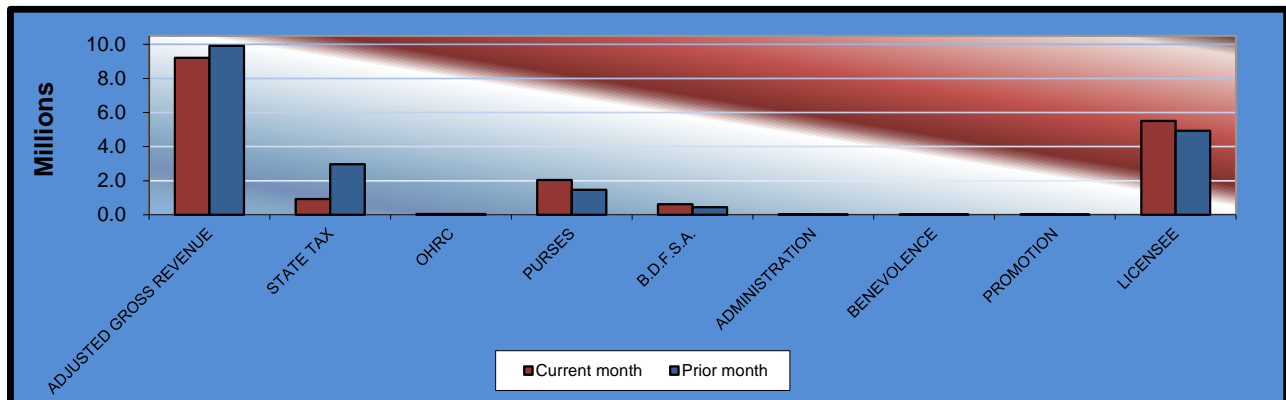
**Gaming at Oklahoma Horse Racing Tracks
Will Rogers Downs and Remington Park
Will Rogers Downs Revenue
January 2018**

<u>Will Rogers Downs</u>	<u>CURRENT MONTH</u>	<u>PRIOR MONTH</u>	<u>% CHANGE</u>	<u>January 2017</u>	<u>% CHANGE</u>
Gaming Days	31	31	0.00%	31	0.00%
Adjusted Gross Revenue	\$1,584,601.37	\$1,683,102.85	-5.85%	\$1,498,084.77	5.78%
State Tax					
General Revenue Fund	19,015.23	20,197.23	-5.85%	17,977.02	5.78%
Education Reform	139,444.92	148,113.06	-5.85%	131,831.46	5.78%
Oklahoma Horse Racing Commission	7,923.01	8,415.51	-5.85%	0.00	100.00%
Purse Fund					
<u>Purses</u>					
Thoroughbred	170,602.14	217,814.55	-21.68%	162,916.71	4.72%
Quarterhorse	156,189.21	199,412.97	-21.68%	108,704.77	43.68%
Paint & Appaloosa	17,354.36	22,157.00	-21.68%	12,078.31	43.68%
Breeding Development Fund					
<u>Special Account</u>					
Thoroughbred	20,589.91	26,287.96	-21.68%	19,662.36	4.72%
Quarterhorse	15,883.65	20,279.29	-21.68%	55,616.40	-71.44%
Paint & Appaloosa	1,764.85	2,253.25	-21.68%	6,179.60	-71.44%
<u>Administration</u>					
Thoroughbred	1,960.94	2,503.62	-21.68%	1,872.61	4.72%
Quarterhorse	1,764.85	2,253.25	-21.68%	1,685.35	4.72%
Paint & Appaloosa	196.09	250.36	-21.68%	187.26	4.72%
<u>Benevolence</u>					
Thoroughbred	980.47	1,251.81	-21.68%	936.30	4.72%
Quarterhorse	882.42	1,126.63	-21.68%	842.67	4.72%
Paint & Appaloosa	98.05	125.18	-21.67%	93.63	4.72%
<u>Promotions</u>					
Thoroughbred	1,960.94	2,503.62	-21.68%	1,872.61	4.72%
Quarterhorse	1,764.85	2,253.25	-21.68%	1,685.35	4.72%
Paint & Appaloosa	196.09	250.36	-21.68%	187.26	4.72%
Licensee	\$1,026,029.39	\$1,005,653.95	2.03%	\$973,755.10	5.37%

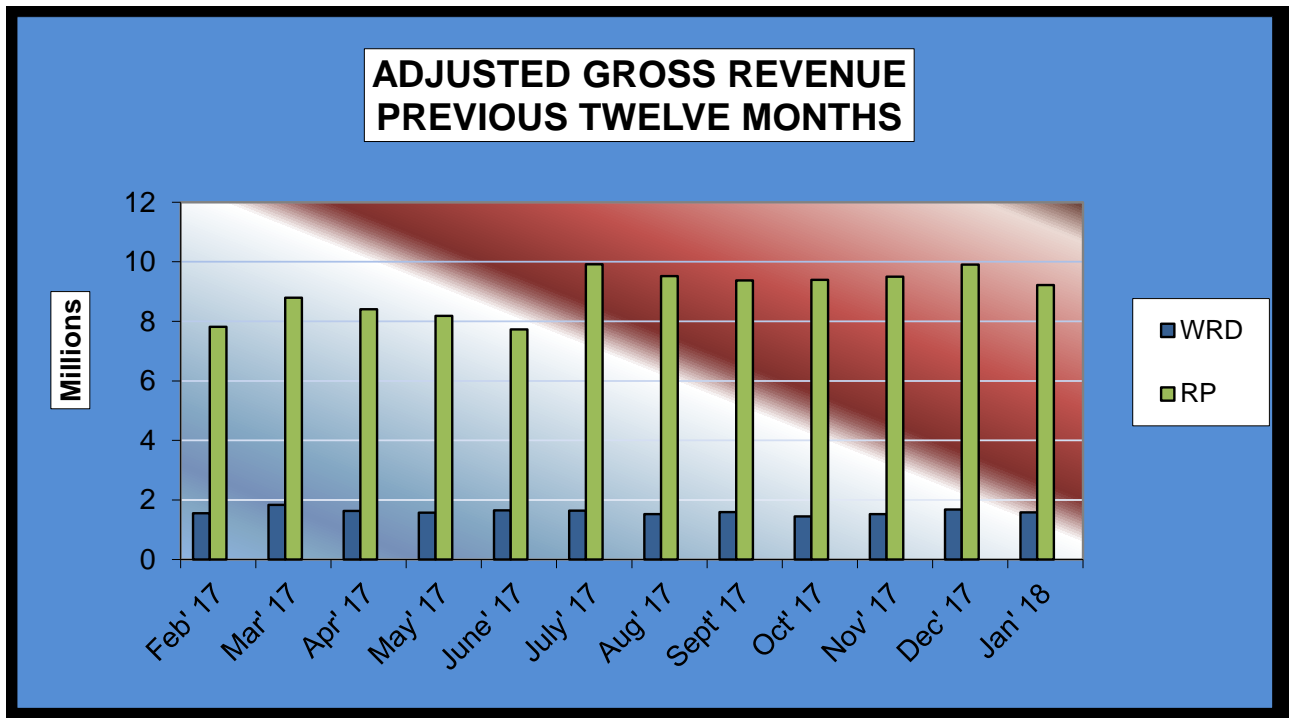


Gaming at Oklahoma Horse Racing Tracks Will Rogers Downs and Remington Park Remington Park Revenue January 2018

<u>Remington Park</u>	<u>CURRENT MONTH</u>	<u>PRIOR MONTH</u>	<u>% CHANGE</u>	<u>January 2017</u>	<u>% CHANGE</u>
Gaming Days	31	31	0.00%	31	0.00%
Adjusted Gross Revenue	\$ 9,215,037.70	\$ 9,908,896.11	-7.00%	\$7,198,733.11	28.01%
State Tax					
General Revenue Fund	110,580.45	356,720.26	-69.00%	86,384.80	28.01%
Education Reform	810,923.32	2,615,948.57	-69.00%	633,488.51	28.01%
Oklahoma Horse Racing Commission	46,075.19	49,544.48	-7.00%	0.00	100.00%
Purse Fund					
<u>Purses</u>					
Thoroughbred	1,062,321.06	758,340.21	40.09%	836,852.72	26.94%
Quarterhorse	869,732.54	620,860.46	40.09%	626,829.69	38.75%
Paint & Appaloosa	113,085.79	80,726.54	40.09%	69,647.74	62.37%
Breeding Development Fund					
<u>Special Account</u>					
Thoroughbred	274,147.37	195,700.70	40.09%	215,961.99	26.94%
Quarterhorse	333,089.06	237,776.35	40.09%	320,703.56	3.86%
Paint & Appaloosa	20,561.05	14,677.55	40.09%	35,633.73	-42.30%
<u>Administration</u>					
Thoroughbred	13,707.37	9,785.04	40.08%	10,798.11	26.94%
Quarterhorse	12,336.63	8,806.53	40.09%	9,718.29	26.94%
Paint & Appaloosa	1,370.74	978.50	40.09%	1,079.81	26.94%
<u>Benevolence</u>					
Thoroughbred	6,853.68	4,892.52	40.08%	5,399.05	26.94%
Quarterhorse	6,168.32	4,403.27	40.08%	4,859.14	26.94%
Paint & Appaloosa	685.37	489.25	40.09%	539.90	26.94%
<u>Promotions</u>					
Thoroughbred	13,707.36	9,785.04	40.08%	10,798.10	26.94%
Quarterhorse	12,336.63	8,806.53	40.09%	9,718.29	26.94%
Paint & Appaloosa	1,370.74	978.50	40.09%	1,079.81	26.94%
Licensee	\$ 5,505,985.03	\$ 4,929,675.81	11.69%	\$4,319,239.87	27.48%



Gaming at Oklahoma Horse Racing Tracks
Will Rogers Downs and Remington Park
Prior Twelve Month Graph
January 2018





OFFICE OF THE STATE AUDITOR & INSPECTOR
2300 N. LINCOLN BOULEVARD, ROOM 100
OKLAHOMA CITY, OK 73105-4896

WWW.SAI.OK.GOV