

CONTRACT AUDIT

**OKLAHOMA HORSE RACING COMMISSION
AUDIT REPORT OF GAMING OPERATIONS
WILL ROGERS DOWNS AND REMINGTON PARK**

January 2015



Oklahoma State
Auditor & Inspector
Gary A. Jones, CPA, CFE

**OKLAHOMA HORSE RACING COMMISSION
AUDIT REPORT OF GAMING OPERATIONS
WILL ROGERS DOWNS AND REMINGTON PARK
JANUARY 2015**

This publication, issued by the Oklahoma State Auditor and Inspector's Office as authorized by 74 O.S. § 212, has not been printed, but is available on the agency's website (www.sai.ok.gov) and in the Oklahoma Department of Libraries Publications Clearinghouse Digital Collection, pursuant to 74 O.S. § 3105.B.



Oklahoma State Auditor & Inspector

2300 N. Lincoln Blvd. • State Capitol, Room 100 • Oklahoma City, OK 73105 • Phone: 405.521.3495 • Fax: 405.521.3426

February 17, 2015

**TO THE MEMBERS OF THE OKLAHOMA
HORSE RACING COMMISSION**

Transmitted herewith is the Audit Report of Gaming Operations for Will Rogers Downs and Remington Park for the month of January 2015. The report is the result of our monitoring and data accumulation in accordance with the State Auditor and Inspector's contract with the Oklahoma Horse Racing Commission (OHRC) and Title 3A of the Oklahoma Statutes for Gaming.

The goal of the State Auditor and Inspector is to promote accountability and fiscal integrity in state and local government. Maintaining our independence as we provide this service to the taxpayers of Oklahoma is of utmost importance.

We wish to take this opportunity to express our appreciation for the assistance and cooperation extended to our Office during our engagement.

Sincerely,

A handwritten signature in blue ink that reads "Gary A. Jones".

GARY A. JONES, CPA, CFE
OKLAHOMA STATE AUDITOR & INSPECTOR

**OKLAHOMA HORSE RACING COMMISSION
Audit Report of Gaming Operations
Will Rogers Downs and Remington Park
For the Month of January 2015**

TABLE OF CONTENTS

	<u>PAGE</u>
STATE AUDITOR AND INSPECTOR LETTER	4
TOTAL GAMING REVENUE	5
COMPARISON OF PRIOR MONTH AND PRIOR YEAR MONTH.....	6
YEAR TO DATE GAMING TOTALS.....	7
WILL ROGERS DOWNS REVENUE.....	8
REMINGTON PARK REVENUE.....	9
PRIOR TWELVE MONTH GRAPH.....	10



Oklahoma State Auditor & Inspector

2300 N. Lincoln Blvd. • State Capitol, Room 100 • Oklahoma City, OK 73105 • Phone: 405.521.3495 • Fax: 405.521.3426

TO THE MEMBERS OF THE OKLAHOMA HORSE RACING COMMISSION

We performed an audit in accordance with the OHRC Gaming Contract and Title 3A of the Oklahoma Statutes for Gaming. The information presented in this report is derived from gaming data obtained from the gaming vendors and licensees located at Will Rogers Downs and Remington Park for the month of January 2015.

Because our procedures do not constitute an audit conducted in accordance with generally accepted auditing standards, we do not express such an opinion on the information. This report relates only to this information and does not extend to any financial statements of the racetracks or racinos.

In planning and performing these procedures, we considered the internal control structure of the gaming departments; however, our procedures were substantially less in scope than the procedures we would have applied if we had been engaged to express an opinion on the internal controls. Accordingly, we do not express an opinion on their internal control structure.

Sincerely,

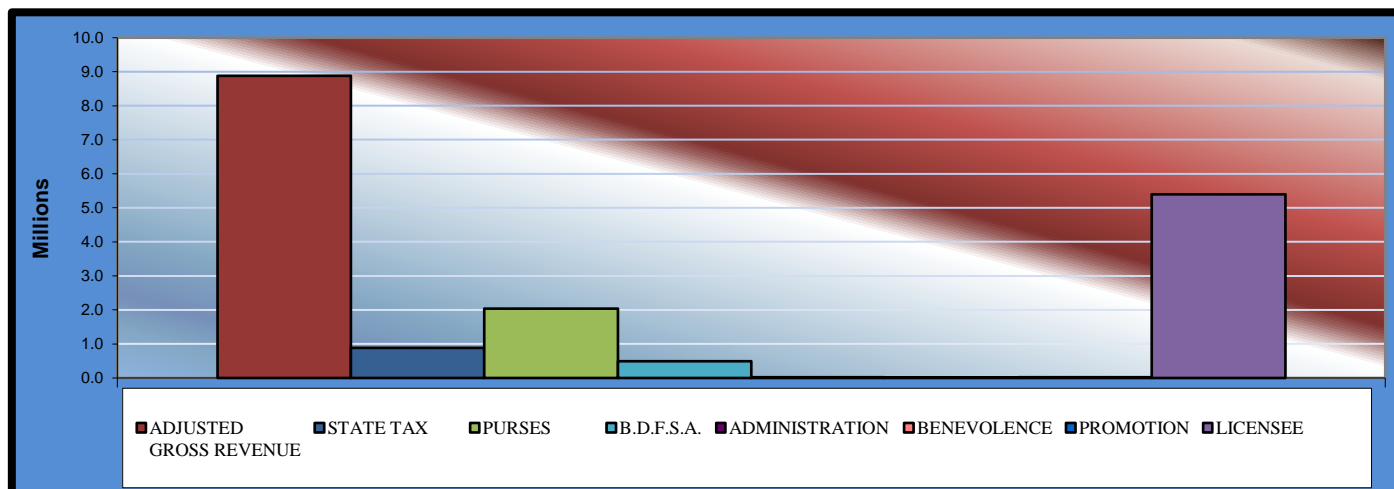
A handwritten signature in blue ink, appearing to read "Gary A. Jones".

**GARY A. JONES, CPA, CFE
OKLAHOMA STATE AUDITOR & INSPECTOR**

February 17, 2015

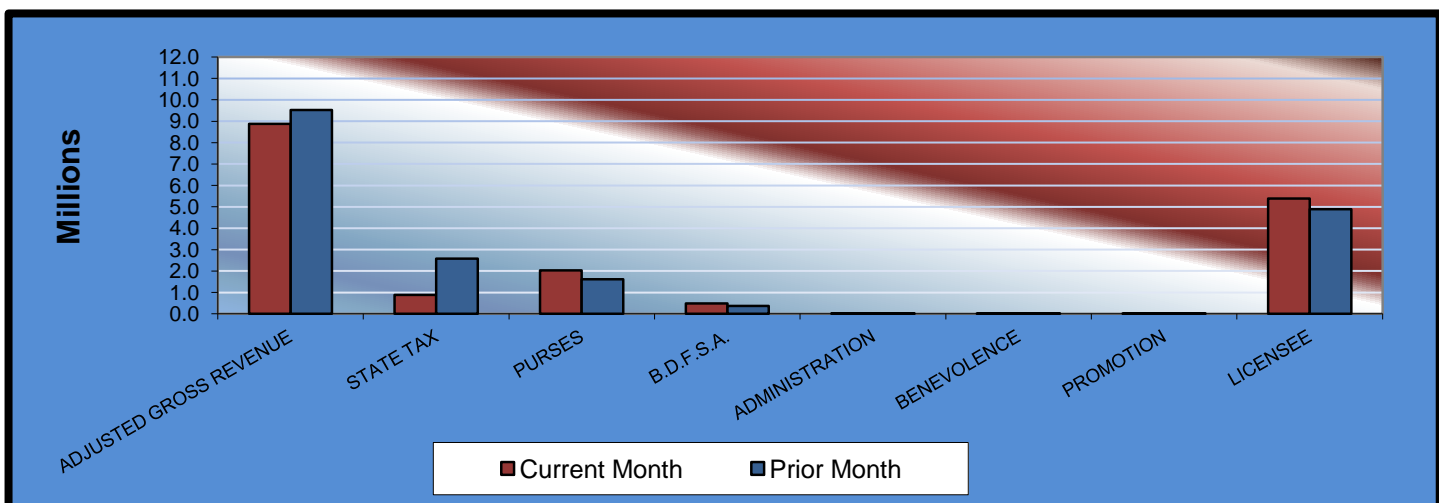
Gaming at Oklahoma Horse Racing Tracks Will Rogers Downs and Remington Park Total Gaming Revenue January 2015

	<u>TOTAL</u>	<u>WILL ROGERS DOWNS</u>	<u>REMINGTON PARK</u>
Gaming Days This Month	62	31	31
Adjusted Gross Revenue	<u>\$8,877,922.07</u>	<u>\$1,334,021.96</u>	<u>\$7,543,900.11</u>
State Tax			
Higher Education Trust Fund	106,535.06	16,008.26	90,526.80
Education Reform	781,257.14	117,393.93	663,863.21
Purse Fund			
<u>Purses</u>			
Thoroughbred	1,022,053.28	145,074.89	876,978.39
Quarterhorse	901,730.58	132,818.56	768,912.02
Paint & Appaloosa	114,902.89	14,757.62	100,145.27
<u>Breeding Development Fund</u>			
<u>Special Account</u>			
Thoroughbred	243,826.04	17,509.04	226,317.00
Quarterhorse	237,560.80	13,506.97	224,053.83
Paint & Appaloosa	11,685.04	1,500.77	10,184.27
<u>Administration</u>			
Thoroughbred	12,983.37	1,667.53	11,315.84
Quarterhorse	11,685.04	1,500.77	10,184.27
Paint & Appaloosa	1,298.34	166.75	1,131.59
<u>Benevolence</u>			
Thoroughbred	6,491.69	833.76	5,657.93
Quarterhorse	5,842.52	750.39	5,092.13
Paint & Appaloosa	649.18	83.39	565.79
<u>Promotions</u>			
Thoroughbred	12,983.37	1,667.53	11,315.84
Quarterhorse	11,685.04	1,500.77	10,184.27
Paint & Appaloosa	1,298.34	166.75	1,131.59
Licensee	\$5,393,454.35	\$867,114.28	\$4,526,340.07



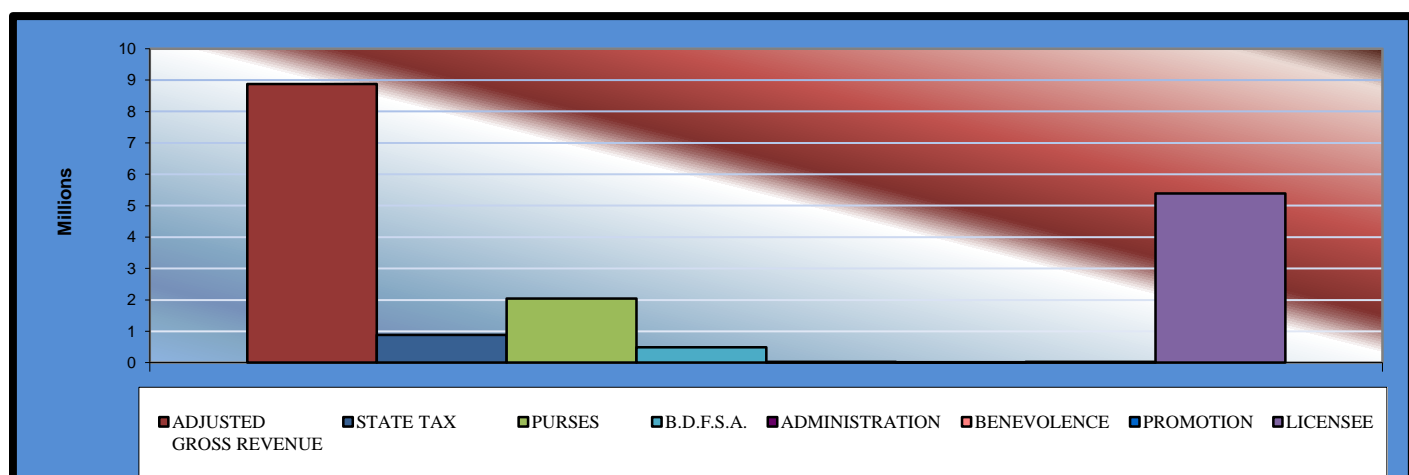
**Gaming at Oklahoma Horse Racing Tracks
Will Rogers Downs and Remington Park
Comparison of Prior Month and Prior Year Month
January 2015**

	<u>TOTAL</u>	<u>PRIOR MONTH</u>	<u>% CHANGE</u>	<u>PRIOR YEAR</u>	<u>% CHANGE</u>
Gaming Days	62	62	0.00%	62	0.00%
Adjusted Gross Revenue	\$8,877,922.07	\$9,517,134.60	-6.72%	\$8,781,630.67	1.10%
State Tax					
Higher Education Trust Fund	106,535.06	309,271.72	-65.55%	105,379.57	1.10%
Education Reform	781,257.14	2,267,992.57	-65.55%	772,783.50	1.10%
Purse Fund					
<u>Purses</u>					
Thoroughbred	1,022,053.28	811,215.10	25.99%	1,011,888.94	1.00%
Quarterhorse	901,730.58	718,277.12	25.54%	892,240.39	1.06%
Paint & Appaloosa	114,902.89	90,374.65	27.14%	113,928.35	0.86%
<u>Breeding Development Fund</u>					
<u>Special Account</u>					
Thoroughbred	243,826.04	184,437.82	32.20%	243,253.79	0.24%
Quarterhorse	237,560.80	177,810.50	33.60%	237,388.07	0.07%
Paint & Appaloosa	11,685.04	9,190.64	27.14%	11,585.93	0.86%
<u>Administration</u>					
Thoroughbred	12,983.37	10,211.82	27.14%	12,873.26	0.86%
Quarterhorse	11,685.04	9,190.64	27.14%	11,585.93	0.86%
Paint & Appaloosa	1,298.34	1,021.19	27.14%	1,287.32	0.86%
<u>Benevolence</u>					
Thoroughbred	6,491.69	5,105.92	27.14%	6,436.63	0.86%
Quarterhorse	5,842.52	4,595.32	27.14%	5,792.97	0.86%
Paint & Appaloosa	649.18	510.59	27.14%	643.67	0.86%
<u>Promotions</u>					
Thoroughbred	12,983.37	10,211.82	27.14%	12,873.26	0.86%
Quarterhorse	11,685.04	9,190.64	27.14%	11,585.93	0.86%
Paint & Appaloosa	1,298.34	1,021.19	27.14%	1,287.32	0.86%
Licensee	\$5,393,454.35	\$4,897,505.35	10.13%	\$5,328,815.84	1.21%



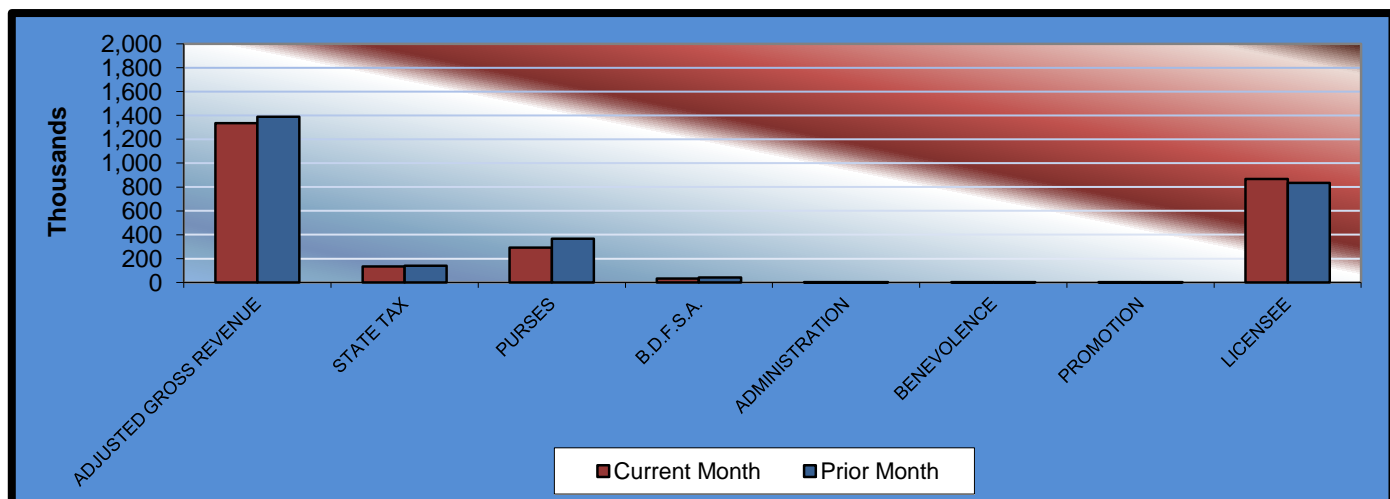
Gaming at Oklahoma Horse Racing Tracks Will Rogers Downs and Remington Park Year to Date Gaming Totals January 2015

	<u>TOTAL</u>	<u>WILL ROGERS DOWNS</u>	<u>REMINGTON PARK</u>
Gaming Days This Year	730	365	365
Adjusted Gross Revenue	<u>\$8,877,922.07</u>	<u>\$1,334,021.96</u>	<u>\$7,543,900.11</u>
State Tax			
Higher Education Trust Fund	106,535.06	16,008.26	90,526.80
Education Reform	781,257.14	117,393.93	663,863.21
Purse Fund			
<u>Purses</u>			
Thoroughbred	1,022,053.28	145,074.89	876,978.39
Quarterhorse	901,730.58	132,818.56	768,912.02
Paint & Appaloosa	114,902.89	14,757.62	100,145.27
<u>Breeding Development Fund</u>			
<u>Special Account</u>			
Thoroughbred	243,826.04	17,509.04	226,317.00
Quarterhorse	237,560.80	13,506.97	224,053.83
Paint & Appaloosa	11,685.04	1,500.77	10,184.27
<u>Administration</u>			
Thoroughbred	12,983.37	1,667.53	11,315.84
Quarterhorse	11,685.04	1,500.77	10,184.27
Paint & Appaloosa	1,298.34	166.75	1,131.59
<u>Benevolence</u>			
Thoroughbred	6,491.69	833.76	5,657.93
Quarterhorse	5,842.52	750.39	5,092.13
Paint & Appaloosa	649.18	83.39	565.79
<u>Promotions</u>			
Thoroughbred	12,983.37	1,667.53	11,315.84
Quarterhorse	11,685.04	1,500.77	10,184.27
Paint & Appaloosa	1,298.34	166.75	1,131.59
Licensee	\$5,393,454.35	\$867,114.28	\$4,526,340.07



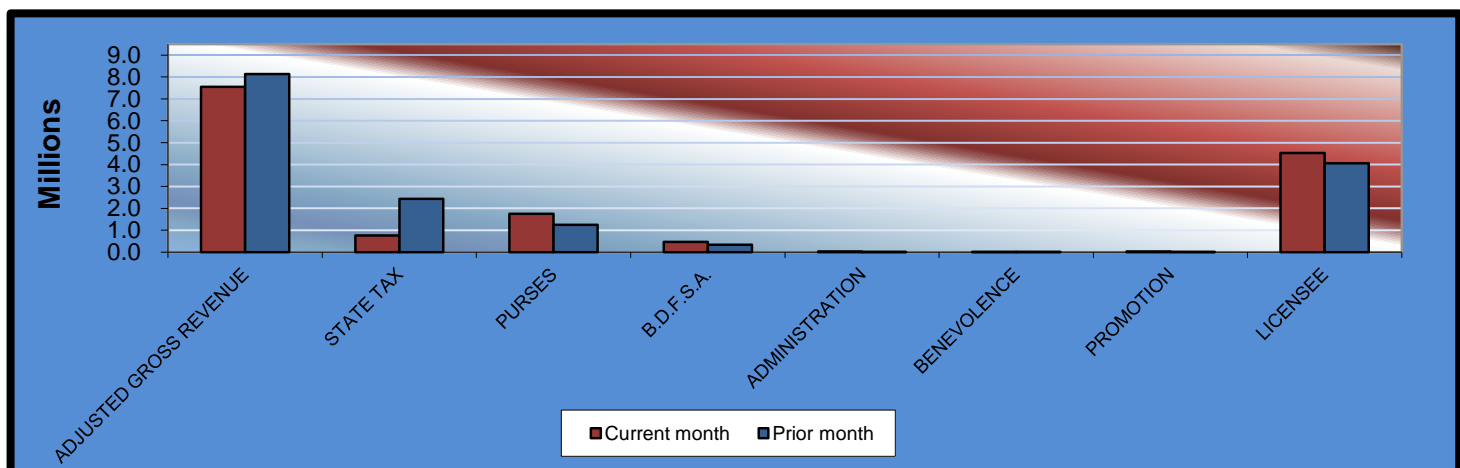
**Gaming at Oklahoma Horse Racing Tracks
Will Rogers Downs and Remington Park
Will Rogers Downs Revenue
January 2015**

<u>Will Rogers Downs</u>	<u>CURRENT MONTH</u>	<u>PRIOR MONTH</u>	<u>% CHANGE</u>	<u>January 2014</u>	<u>% CHANGE</u>
Gaming Days	31	31	0.00%	31	0.00%
Adjusted Gross Revenue	\$1,334,021.96	\$1,389,380.46	-3.98%	\$1,196,748.76	11.47%
State Tax					
Higher Education Trust Fund	16,008.26	16,672.57	-3.98%	14,360.99	11.47%
Education Reform	117,393.93	122,265.48	-3.98%	105,313.89	11.47%
Purse Fund					
<u>Purses</u>					
Thoroughbred	145,074.89	181,314.15	-19.99%	130,146.42	11.47%
Quarterhorse	132,818.56	165,996.23	-19.99%	119,151.30	11.47%
Paint & Appaloosa	14,757.62	18,444.03	-19.99%	13,239.04	11.47%
<u>Breeding Development Fund</u>					
<u>Special Account</u>					
Thoroughbred	17,509.04	21,882.74	-19.99%	15,707.33	11.47%
Quarterhorse	13,506.97	16,880.97	-19.99%	12,117.08	11.47%
Paint & Appaloosa	1,500.77	1,875.66	-19.99%	1,346.34	11.47%
<u>Administration</u>					
Thoroughbred	1,667.53	2,084.07	-19.99%	1,495.94	11.47%
Quarterhorse	1,500.77	1,875.66	-19.99%	1,346.34	11.47%
Paint & Appaloosa	166.75	208.41	-19.99%	149.59	11.47%
<u>Benevolence</u>					
Thoroughbred	833.76	1,042.04	-19.99%	747.97	11.47%
Quarterhorse	750.39	937.83	-19.99%	673.17	11.47%
Paint & Appaloosa	83.39	104.20	-19.97%	74.80	11.48%
<u>Promotions</u>					
Thoroughbred	1,667.53	2,084.07	-19.99%	1,495.94	11.47%
Quarterhorse	1,500.77	1,875.66	-19.99%	1,346.34	11.47%
Paint & Appaloosa	166.75	208.41	-19.99%	149.59	11.47%
Licensee	\$867,114.28	\$833,628.28	4.02%	\$777,886.69	11.47%

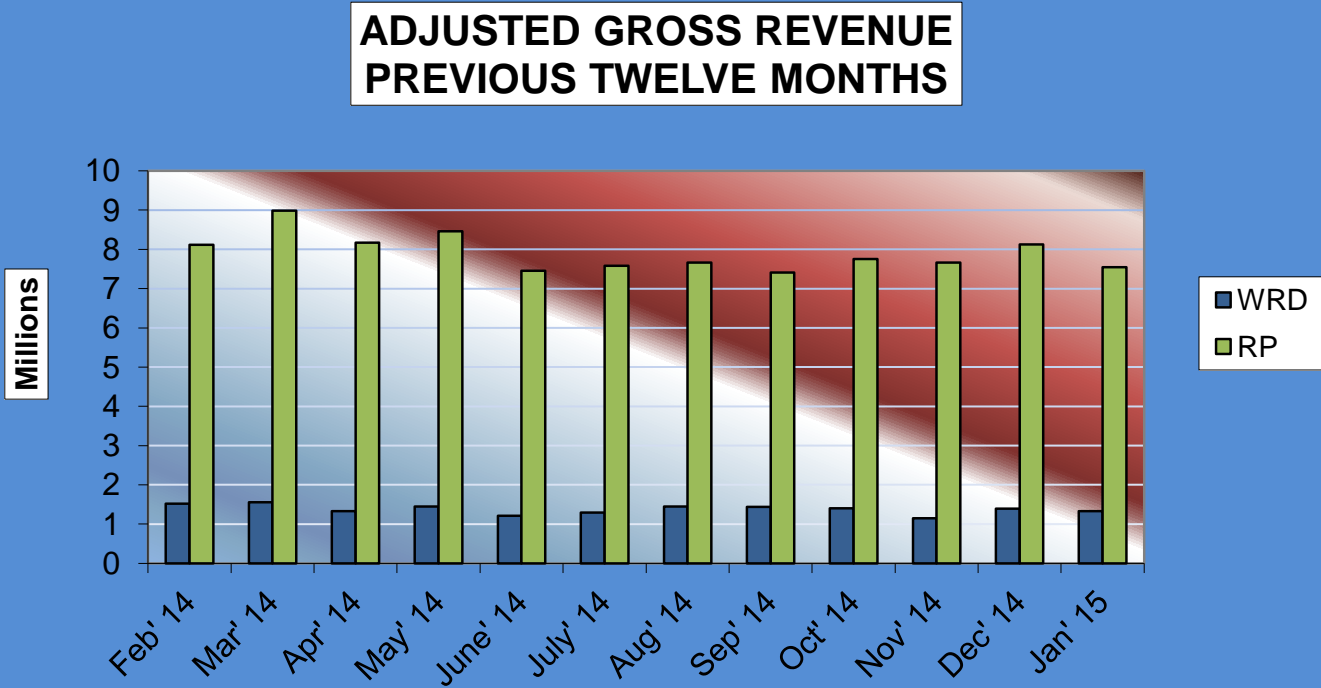


**Gaming at Oklahoma Horse Racing Tracks
Will Rogers Downs and Remington Park
Remington Park Revenue
January 2015**

<u>Remington Park</u>	<u>CURRENT MONTH</u>	<u>PRIOR MONTH</u>	<u>% CHANGE</u>	<u>January 2014</u>	<u>% CHANGE</u>
Gaming Days	31	31	0.00%	31	0.00%
Adjusted Gross Revenue	\$7,543,900.11	\$8,127,754.14	-7.18%	\$7,584,881.91	-0.54%
State Tax					
Higher Education Trust Fund	90,526.80	292,599.15	-69.06%	91,018.58	-0.54%
Education Reform	663,863.21	2,145,727.09	-69.06%	667,469.61	-0.54%
Purse Fund					
<u>Purses</u>					
Thoroughbred	876,978.39	629,900.95	39.22%	881,742.52	-0.54%
Quarterhorse	768,912.02	552,280.89	39.22%	773,089.09	-0.54%
Paint & Appaloosa	100,145.27	71,930.62	39.22%	100,689.31	-0.54%
<u>Breeding Development Fund</u>					
<u>Special Account</u>					
Thoroughbred	226,317.00	162,555.08	39.22%	227,546.46	-0.54%
Quarterhorse	224,053.83	160,929.53	39.22%	225,270.99	-0.54%
Paint & Appaloosa	10,184.27	7,314.98	39.22%	10,239.59	-0.54%
<u>Administration</u>					
Thoroughbred	11,315.84	8,127.75	39.22%	11,377.32	-0.54%
Quarterhorse	10,184.27	7,314.98	39.22%	10,239.59	-0.54%
Paint & Appaloosa	1,131.59	812.78	39.22%	1,137.73	-0.54%
<u>Benevolence</u>					
Thoroughbred	5,657.93	4,063.88	39.22%	5,688.66	-0.54%
Quarterhorse	5,092.13	3,657.49	39.22%	5,119.80	-0.54%
Paint & Appaloosa	565.79	406.39	39.22%	568.87	-0.54%
<u>Promotions</u>					
Thoroughbred	11,315.84	8,127.75	39.22%	11,377.32	-0.54%
Quarterhorse	10,184.27	7,314.98	39.22%	10,239.59	-0.54%
Paint & Appaloosa	1,131.59	812.78	39.22%	1,137.73	-0.54%
Licensee	\$4,526,340.07	\$4,063,877.07	11.38%	\$4,550,929.15	-0.54%



Gaming at Oklahoma Horse Racing Tracks
Will Rogers Downs and Remington Park
Prior Twelve Month Graph
January 2015





OFFICE OF THE STATE AUDITOR & INSPECTOR
2300 N. LINCOLN BOULEVARD, ROOM 100
OKLAHOMA CITY, OK 73105-4896

WWW.SAI.OK.GOV