

CONTRACT AUDIT

**OKLAHOMA HORSE RACING COMMISSION
AUDIT REPORT OF GAMING OPERATIONS
WILL ROGERS DOWNS AND REMINGTON PARK**

January 2016



Oklahoma State
Auditor & Inspector
Gary A. Jones, CPA, CFE

**OKLAHOMA HORSE RACING COMMISSION
AUDIT REPORT OF GAMING OPERATIONS
WILL ROGERS DOWNS AND REMINGTON PARK
JANUARY 2016**

This publication, issued by the Oklahoma State Auditor and Inspector's Office as authorized by 74 O.S. § 212, has not been printed, but is available on the agency's website (www.sai.ok.gov) and in the Oklahoma Department of Libraries Publications Clearinghouse Digital Collection, pursuant to 74 O.S. § 3105.B.



Oklahoma State Auditor & Inspector

2300 N. Lincoln Blvd. • State Capitol, Room 100 • Oklahoma City, OK 73105 • Phone: 405.521.3495 • Fax: 405.521.3426

February 10, 2016

**TO THE MEMBERS OF THE OKLAHOMA
HORSE RACING COMMISSION**

Transmitted herewith is the Audit Report of Gaming Operations for Will Rogers Downs and Remington Park for the month of January 2016. The report is the result of our monitoring and data accumulation in accordance with the State Auditor and Inspector's contract with the Oklahoma Horse Racing Commission (OHRC) and Title 3A of the Oklahoma Statutes for Gaming.

The goal of the State Auditor and Inspector is to promote accountability and fiscal integrity in state and local government. Maintaining our independence as we provide this service to the taxpayers of Oklahoma is of utmost importance.

We wish to take this opportunity to express our appreciation for the assistance and cooperation extended to our Office during our engagement.

Sincerely,

A handwritten signature in blue ink that reads "Gary A. Jones".

GARY A. JONES, CPA, CFE
OKLAHOMA STATE AUDITOR & INSPECTOR

**OKLAHOMA HORSE RACING COMMISSION
Audit Report of Gaming Operations
Will Rogers Downs and Remington Park
For the Month of January 2016**

TABLE OF CONTENTS

	<u>PAGE</u>
STATE AUDITOR AND INSPECTOR LETTER	4
TOTAL GAMING REVENUE	5
COMPARISON OF PRIOR MONTH AND PRIOR YEAR MONTH.....	6
YEAR TO DATE GAMING TOTALS.....	7
WILL ROGERS DOWNS REVENUE.....	8
REMINGTON PARK REVENUE.....	9
PRIOR TWELVE MONTH GRAPH.....	10



Oklahoma State Auditor & Inspector

2300 N. Lincoln Blvd. • State Capitol, Room 100 • Oklahoma City, OK 73105 • Phone: 405.521.3495 • Fax: 405.521.3426

TO THE MEMBERS OF THE OKLAHOMA HORSE RACING COMMISSION

We performed an audit in accordance with the OHRC Gaming Contract and Title 3A of the Oklahoma Statutes for Gaming. The information presented in this report is derived from gaming data obtained from the gaming vendors and licensees located at Will Rogers Downs and Remington Park for the month of January 2016.

Because our procedures do not constitute an audit conducted in accordance with generally accepted auditing standards, we do not express such an opinion on the information. This report relates only to this information and does not extend to any financial statements of the racetracks or racinos.

In planning and performing these procedures, we considered the internal control structure of the gaming departments; however, our procedures were substantially less in scope than the procedures we would have applied if we had been engaged to express an opinion on the internal controls. Accordingly, we do not express an opinion on their internal control structure.

Sincerely,

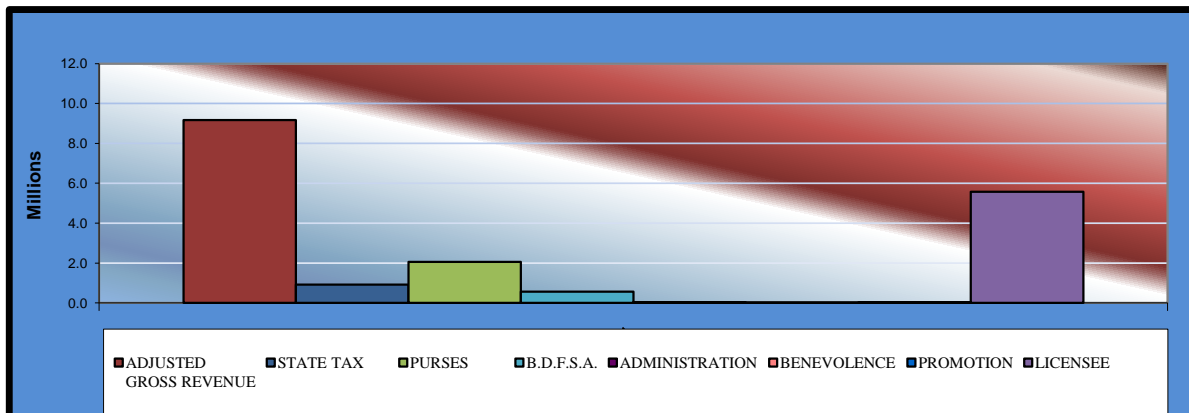
A handwritten signature in blue ink, appearing to read "Gary A. Jones".

**GARY A. JONES, CPA, CFE
OKLAHOMA STATE AUDITOR & INSPECTOR**

February 10, 2016

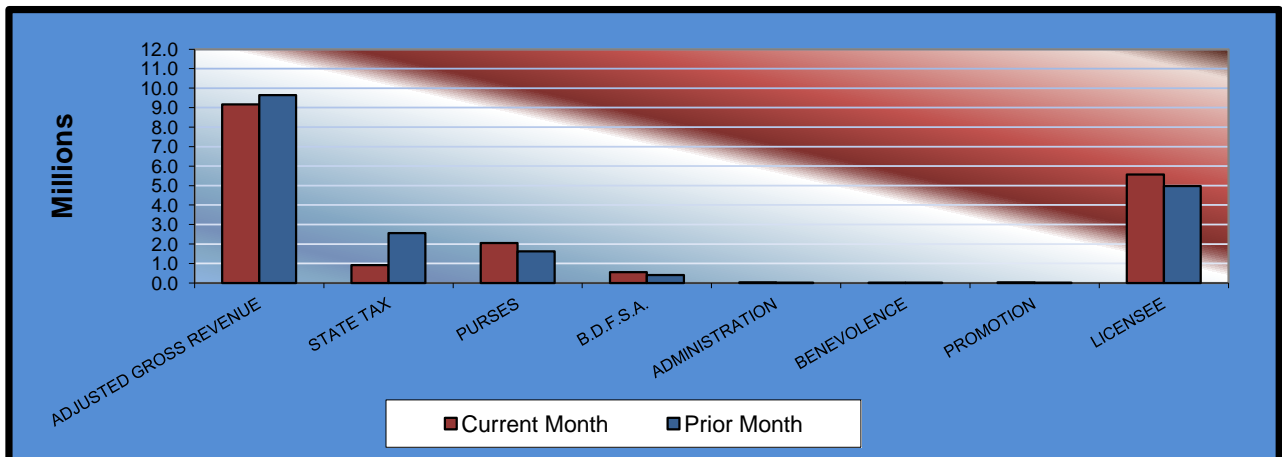
Gaming at Oklahoma Horse Racing Tracks Will Rogers Downs and Remington Park Total Gaming Revenue January 2016

	<u>TOTAL</u>	<u>WILL ROGERS DOWNS</u>	<u>REMINGTON PARK</u>
Gaming Days This Month	62	31	31
Adjusted Gross Revenue	<u>\$9,165,089.41</u>	<u>\$1,490,690.27</u>	<u>\$7,674,399.14</u>
State Tax			
Higher Education Trust Fund	109,993.07	17,900.28	92,092.79
Education Reform	806,615.86	131,268.74	675,347.12
Purse Fund			
<u>Purses</u>			
Thoroughbred	1,054,370.21	162,221.31	892,148.90
Quarterhorse	878,927.35	148,516.41	730,410.94
Paint & Appaloosa	118,379.47	16,501.82	101,877.65
<u>Breeding Development Fund</u>			
<u>Special Account</u>			
Thoroughbred	249,810.40	19,578.43	230,231.97
Quarterhorse	294,835.21	15,103.36	279,731.85
Paint & Appaloosa	12,038.58	1,678.14	10,360.44
<u>Administration</u>			
Thoroughbred	13,376.23	1,864.63	11,511.60
Quarterhorse	12,038.58	1,678.14	10,360.44
Paint & Appaloosa	1,337.64	186.48	1,151.16
<u>Benevolence</u>			
Thoroughbred	6,688.11	932.31	5,755.80
Quarterhorse	6,019.28	839.06	5,180.22
Paint & Appaloosa	668.81	93.23	575.58
<u>Promotions</u>			
Thoroughbred	13,376.23	1,864.63	11,511.60
Quarterhorse	12,038.58	1,678.14	10,360.44
Paint & Appaloosa	1,337.64	186.48	1,151.16
Licensee	\$5,574,238.16	\$969,598.68	\$4,604,639.48



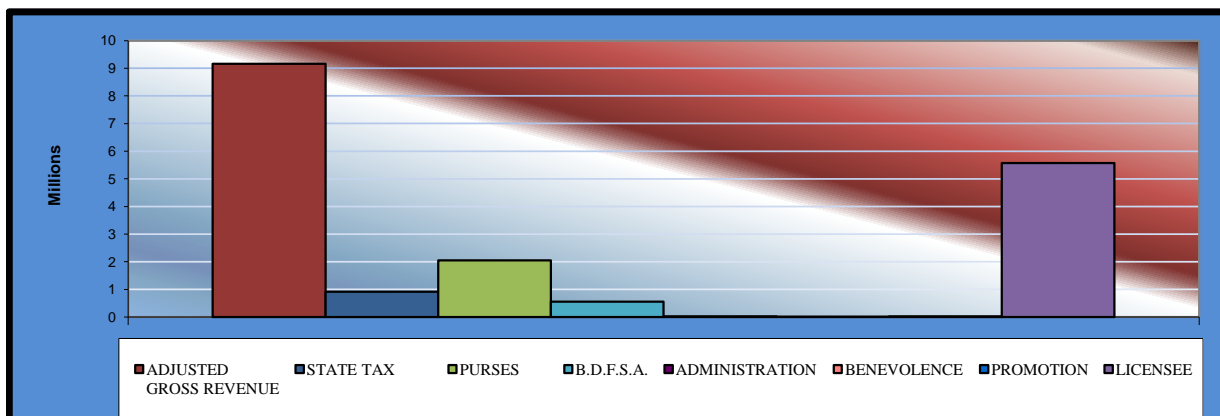
**Gaming at Oklahoma Horse Racing Tracks
Will Rogers Downs and Remington Park
Comparison of Prior Month and Prior Year Month
January 2016**

	<u>TOTAL</u>	<u>PRIOR MONTH</u>	<u>% CHANGE</u>	<u>PRIOR YEAR</u>	<u>% CHANGE</u>
Gaming Days	62	62	0.00%	62	0.00%
Adjusted Gross Revenue	\$9,165,089.41	\$9,636,282.13	-4.89%	\$8,877,922.07	3.23%
State Tax					
Higher Education Trust Fund	109,993.07	307,801.82	-64.26%	106,535.06	3.25%
Education Reform	806,615.86	2,257,213.45	-64.26%	781,257.14	3.25%
Purse Fund					
<u>Purses</u>					
Thoroughbred	1,054,370.21	833,167.25	26.55%	1,022,053.28	3.16%
Quarterhorse	878,927.35	702,706.29	25.08%	901,730.58	-2.53%
Paint & Appaloosa	118,379.47	92,490.95	27.99%	114,902.89	3.03%
<u>Breeding Development Fund</u>					
<u>Special Account</u>					
Thoroughbred	249,810.40	185,800.92	34.45%	243,826.04	2.45%
Quarterhorse	294,835.21	214,365.09	37.54%	237,560.80	24.11%
Paint & Appaloosa	12,038.58	9,405.86	27.99%	11,685.04	3.03%
<u>Administration</u>					
Thoroughbred	13,376.23	10,450.96	27.99%	12,983.37	3.03%
Quarterhorse	12,038.58	9,405.86	27.99%	11,685.04	3.03%
Paint & Appaloosa	1,337.64	1,045.09	27.99%	1,298.34	3.03%
<u>Benevolence</u>					
Thoroughbred	6,688.11	5,225.48	27.99%	6,491.69	3.03%
Quarterhorse	6,019.28	4,702.93	27.99%	5,842.52	3.03%
Paint & Appaloosa	668.81	522.53	27.99%	649.18	3.02%
<u>Promotions</u>					
Thoroughbred	13,376.23	10,450.96	27.99%	12,983.37	3.03%
Quarterhorse	12,038.58	9,405.86	27.99%	11,685.04	3.03%
Paint & Appaloosa	1,337.64	1,045.09	27.99%	1,298.34	3.03%
Licensee	\$5,574,238.16	\$4,981,075.74	11.91%	\$5,393,454.35	3.35%



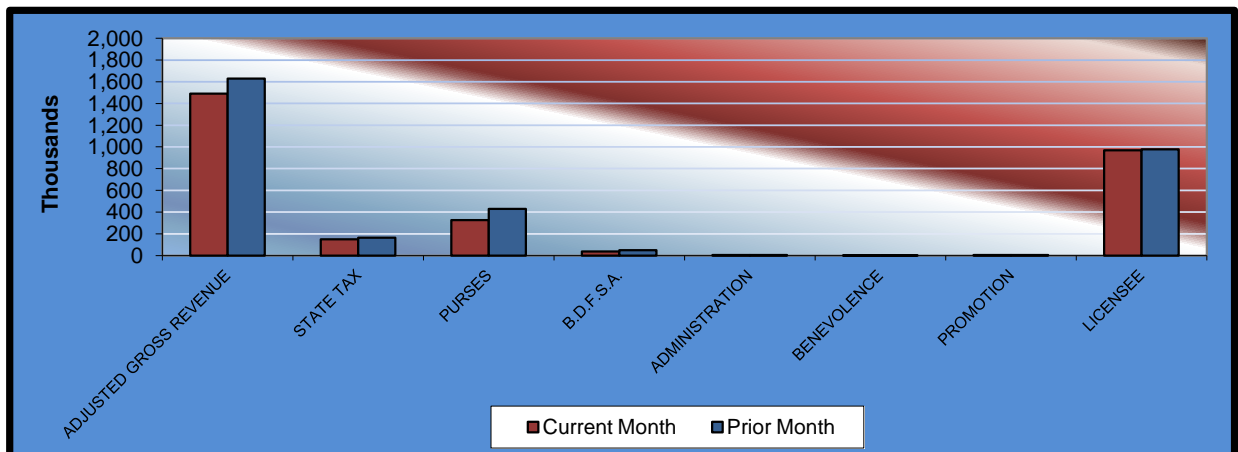
Gaming at Oklahoma Horse Racing Tracks Will Rogers Downs and Remington Park Year to Date Gaming Totals January 2016

	<u>TOTAL</u>	<u>WILL ROGERS DOWNS</u>	<u>REMINGTON PARK</u>
Gaming Days This Year	62	31	31
Adjusted Gross Revenue	<u>\$9,165,089.41</u>	<u>\$1,490,690.27</u>	<u>\$7,674,399.14</u>
State Tax			
Higher Education Trust Fund	109,993.07	17,900.28	92,092.79
Education Reform	806,615.86	131,268.74	675,347.12
Purse Fund			
<u>Purses</u>			
Thoroughbred	1,054,370.21	162,221.31	892,148.90
Quarterhorse	878,927.35	148,516.41	730,410.94
Paint & Appaloosa	118,379.47	16,501.82	101,877.65
<u>Breeding Development Fund</u>			
<u>Special Account</u>			
Thoroughbred	249,810.40	19,578.43	230,231.97
Quarterhorse	294,835.21	15,103.36	279,731.85
Paint & Appaloosa	12,038.58	1,678.14	10,360.44
<u>Administration</u>			
Thoroughbred	13,376.23	1,864.63	11,511.60
Quarterhorse	12,038.58	1,678.14	10,360.44
Paint & Appaloosa	1,337.64	186.48	1,151.16
<u>Benevolence</u>			
Thoroughbred	6,688.11	932.31	5,755.80
Quarterhorse	6,019.28	839.06	5,180.22
Paint & Appaloosa	668.81	93.23	575.58
<u>Promotions</u>			
Thoroughbred	13,376.23	1,864.63	11,511.60
Quarterhorse	12,038.58	1,678.14	10,360.44
Paint & Appaloosa	1,337.64	186.48	1,151.16
Licensee	\$5,574,238.16	\$969,598.68	\$4,604,639.48



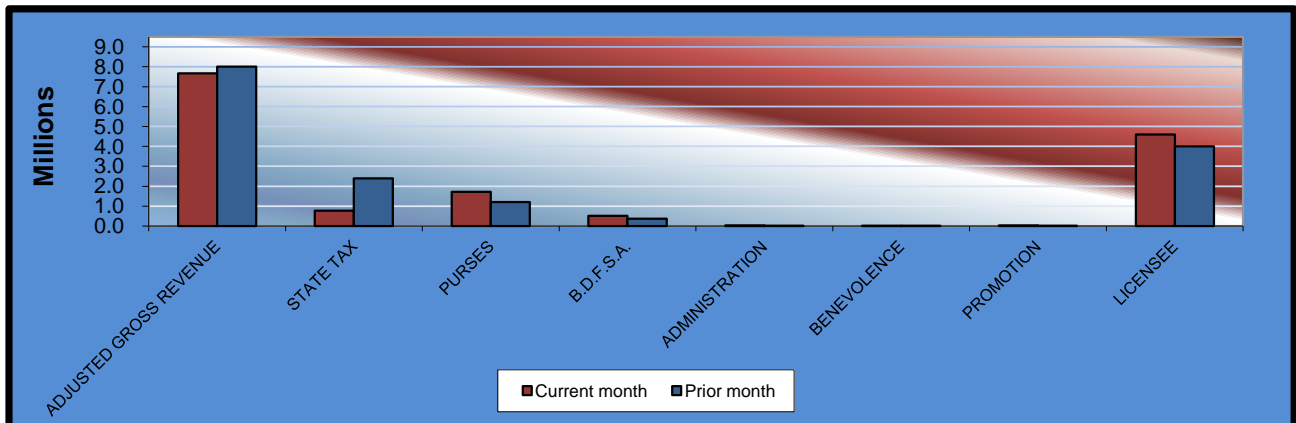
**Gaming at Oklahoma Horse Racing Tracks
Will Rogers Downs and Remington Park
Will Rogers Downs Revenue
January 2016**

<u>Will Rogers Downs</u>	<u>CURRENT MONTH</u>	<u>PRIOR MONTH</u>	<u>% CHANGE</u>	<u>January 2015</u>	<u>% CHANGE</u>
Gaming Days	31	31	0.00%	31	0.00%
Adjusted Gross Revenue	\$1,490,690.27	\$1,629,346.79	-8.51%	\$1,334,021.96	11.74%
State Tax					
Higher Education Trust Fund	17,900.28	19,552.16	-8.45%	16,008.26	11.82%
Education Reform	131,268.74	143,382.52	-8.45%	117,393.93	11.82%
Purse Fund					
<u>Purses</u>					
Thoroughbred	162,221.31	212,629.76	-23.71%	145,074.89	11.82%
Quarterhorse	148,516.41	194,666.24	-23.71%	132,818.56	11.82%
Paint & Appaloosa	16,501.82	21,629.57	-23.71%	14,757.62	11.82%
<u>Breeding Development Fund</u>					
<u>Special Account</u>					
Thoroughbred	19,578.43	25,662.21	-23.71%	17,509.04	11.82%
Quarterhorse	15,103.36	19,796.56	-23.71%	13,506.97	11.82%
Paint & Appaloosa	1,678.14	2,199.62	-23.71%	1,500.77	11.82%
<u>Administration</u>					
Thoroughbred	1,864.63	2,444.02	-23.71%	1,667.53	11.82%
Quarterhorse	1,678.14	2,199.62	-23.71%	1,500.77	11.82%
Paint & Appaloosa	186.48	244.40	-23.70%	166.75	11.83%
<u>Benevolence</u>					
Thoroughbred	932.31	1,222.01	-23.71%	833.76	11.82%
Quarterhorse	839.06	1,099.81	-23.71%	750.39	11.82%
Paint & Appaloosa	93.23	122.18	-23.69%	83.39	11.80%
<u>Promotions</u>					
Thoroughbred	1,864.63	2,444.02	-23.71%	1,667.53	11.82%
Quarterhorse	1,678.14	2,199.62	-23.71%	1,500.77	11.82%
Paint & Appaloosa	186.48	244.40	-23.70%	166.75	11.83%
Licensee	\$969,598.68	\$977,608.07	-0.82%	\$867,114.28	11.82%

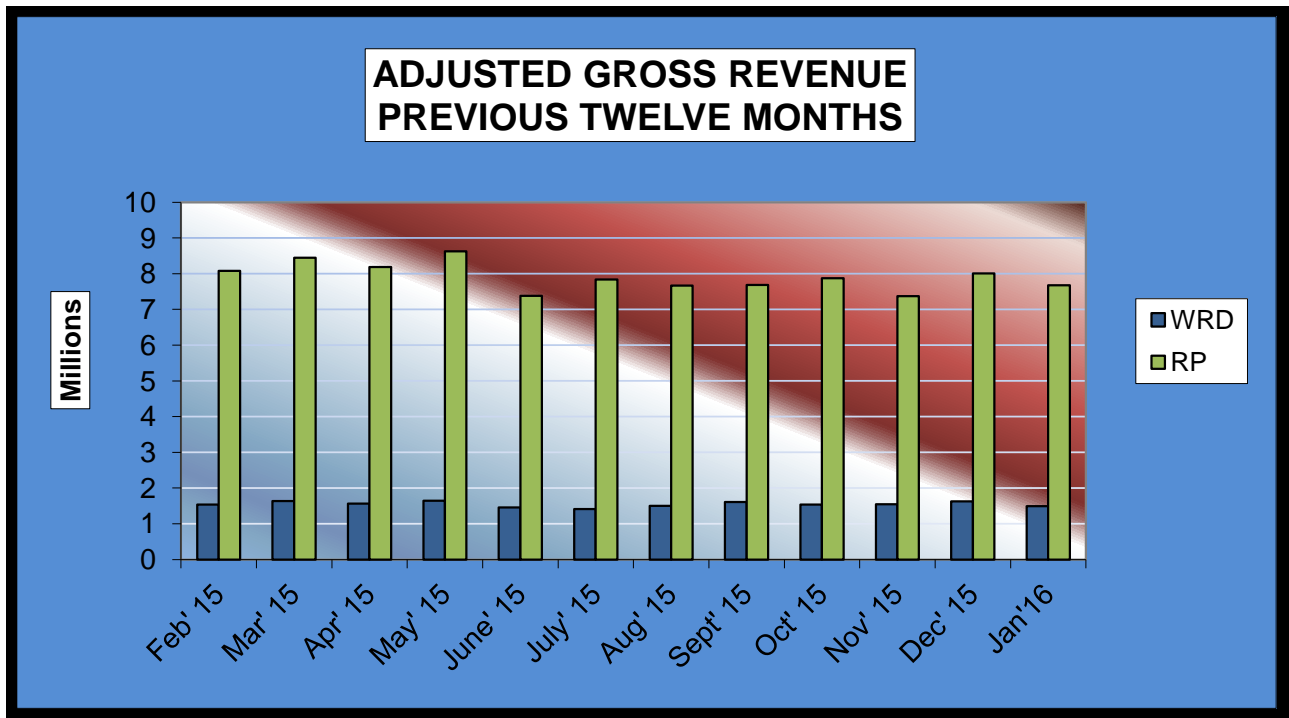


**Gaming at Oklahoma Horse Racing Tracks
Will Rogers Downs and Remington Park
Remington Park Revenue
January 2016**

<u>Remington Park</u>	<u>CURRENT MONTH</u>	<u>PRIOR MONTH</u>	<u>% CHANGE</u>	<u>January 2015</u>	<u>% CHANGE</u>
Gaming Days	31	31	0.00%	31	0.00%
Adjusted Gross Revenue	\$ 7,674,399.14	\$8,006,935.34	-4.15%	\$7,543,900.11	1.73%
State Tax					
Higher Education Trust Fund	92,092.79	288,249.66	-68.05%	90,526.80	1.73%
Education Reform	675,347.12	2,113,830.93	-68.05%	663,863.21	1.73%
Purse Fund					
<u>Purses</u>					
Thoroughbred	892,148.90	620,537.49	43.77%	876,978.39	1.73%
Quarterhorse	730,410.94	508,040.05	43.77%	768,912.02	-5.01%
Paint & Appaloosa	101,877.65	70,861.38	43.77%	100,145.27	1.73%
<u>Breeding Development Fund</u>					
<u>Special Account</u>					
Thoroughbred	230,231.97	160,138.71	43.77%	226,317.00	1.73%
Quarterhorse	279,731.85	194,568.53	43.77%	224,053.83	24.85%
Paint & Appaloosa	10,360.44	7,206.24	43.77%	10,184.27	1.73%
<u>Administration</u>					
Thoroughbred	11,511.60	8,006.94	43.77%	11,315.84	1.73%
Quarterhorse	10,360.44	7,206.24	43.77%	10,184.27	1.73%
Paint & Appaloosa	1,151.16	800.69	43.77%	1,131.59	1.73%
<u>Benevolence</u>					
Thoroughbred	5,755.80	4,003.47	43.77%	5,657.93	1.73%
Quarterhorse	5,180.22	3,603.12	43.77%	5,092.13	1.73%
Paint & Appaloosa	575.58	400.35	43.77%	565.79	1.73%
<u>Promotions</u>					
Thoroughbred	11,511.60	8,006.94	43.77%	11,315.84	1.73%
Quarterhorse	10,360.44	7,206.24	43.77%	10,184.27	1.73%
Paint & Appaloosa	1,151.16	800.69	43.77%	1,131.59	1.73%
Licensee	\$ 4,604,639.48	\$4,003,467.67	15.02%	\$4,526,340.07	1.73%



Gaming at Oklahoma Horse Racing Tracks
Will Rogers Downs and Remington Park
Prior Twelve Month Graph
January 2016





OFFICE OF THE STATE AUDITOR & INSPECTOR
2300 N. LINCOLN BOULEVARD, ROOM 100
OKLAHOMA CITY, OK 73105-4896

WWW.SAI.OK.GOV