



OKLAHOMA HORSE RACING COMMISSION AUDIT REPORT OF GAMING OPERATIONS WILL ROGERS DOWNS AND REMINGTON PARK

Contract Audit

January 2020

Cindy Byrd, CPA
State Auditor & Inspector

**OKLAHOMA HORSE RACING COMMISSION
AUDIT REPORT OF GAMING OPERATIONS
WILL ROGERS DOWNS AND REMINGTON PARK
JANUARY 2020**

This publication, issued by the Oklahoma State Auditor and Inspector's Office as authorized by 74 O.S. § 212, has not been printed, but is available on the agency's website (www.sai.ok.gov) and in the Oklahoma Department of Libraries Publications Clearinghouse Digital Collection (<http://digitalprairie.ok.gov/cdm/search/collection/audits/>) pursuant to 65 O.S. § 3-114.



Cindy Byrd, CPA | State Auditor & Inspector

2300 N. Lincoln Blvd., Room 123, Oklahoma City, OK 73105 | 405.521.3495 | www.sai.ok.gov

February 11, 2020

**TO THE MEMBERS OF THE OKLAHOMA
HORSE RACING COMMISSION**

Transmitted herewith is the Audit Report of Gaming Operations for Will Rogers Downs and Remington Park for the month of January 2020. The report is the result of our monitoring and data accumulation in accordance with the State Auditor and Inspector's contract with the Oklahoma Horse Racing Commission (OHRC) and Title 3A of the Oklahoma Statutes for Gaming.

The goal of the State Auditor and Inspector is to promote accountability and fiscal integrity in state and local government. Maintaining our independence as we provide this service to the taxpayers of Oklahoma is of utmost importance.

We wish to take this opportunity to express our appreciation for the assistance and cooperation extended to our Office during our engagement.

Sincerely,

A handwritten signature in blue ink that reads "Cindy Byrd".

CINDY BYRD, CPA
OKLAHOMA STATE AUDITOR & INSPECTOR



**OKLAHOMA HORSE RACING COMMISSION
Audit Report of Gaming Operations
Will Rogers Downs and Remington Park
For the Month of January 2020**

TABLE OF CONTENTS

	<u>PAGE</u>
STATE AUDITOR AND INSPECTOR LETTER.....	4
TOTAL GAMING REVENUE.....	5
COMPARISON OF PRIOR MONTH AND PRIOR YEAR.....	6
YEAR TO DATE GAMING TOTALS.....	7
WILL ROGERS DOWNS REVENUE.....	8
REMINGTON PARK REVENUE.....	9
PRIOR TWELVE MONTH GRAPH.....	10

**TO THE MEMBERS OF THE OKLAHOMA
HORSE RACING COMMISSION**

We performed an audit in accordance with the OHRC Gaming Contract and Title 3A of the Oklahoma Statutes for Gaming. The information presented in this report is derived from gaming data obtained from the gaming vendors and licensees located at Will Rogers Downs and Remington Park for the month of January 2020.

Because our procedures do not constitute an audit conducted in accordance with generally accepted auditing standards, we do not express such an opinion on the information. This report relates only to this information and does not extend to any financial statements of the racetracks or racinos.

In planning and performing these procedures, we considered the internal control structure of the gaming departments; however, our procedures were substantially less in scope than the procedures we would have applied if we had been engaged to express an opinion on the internal controls. Accordingly, we do not express an opinion on their internal control structure.

Sincerely,



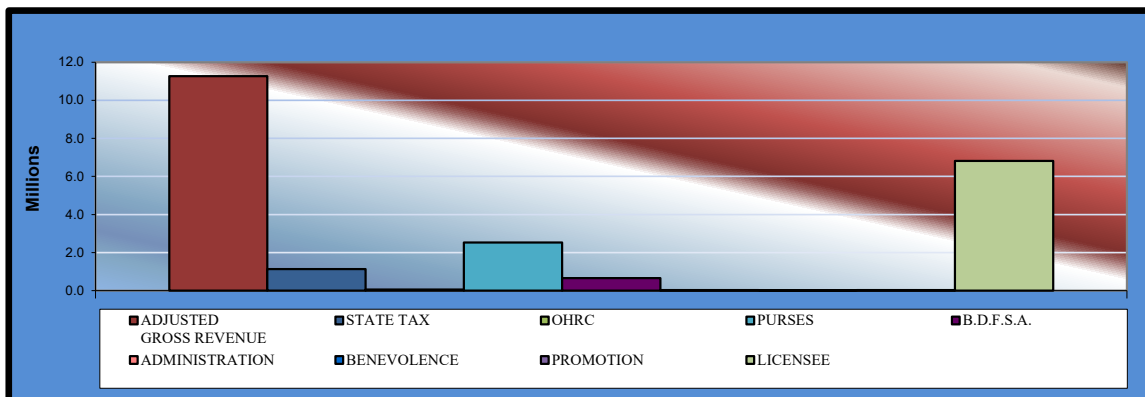
CINDY BYRD, CPA
OKLAHOMA STATE AUDITOR & INSPECTOR

February 11, 2020



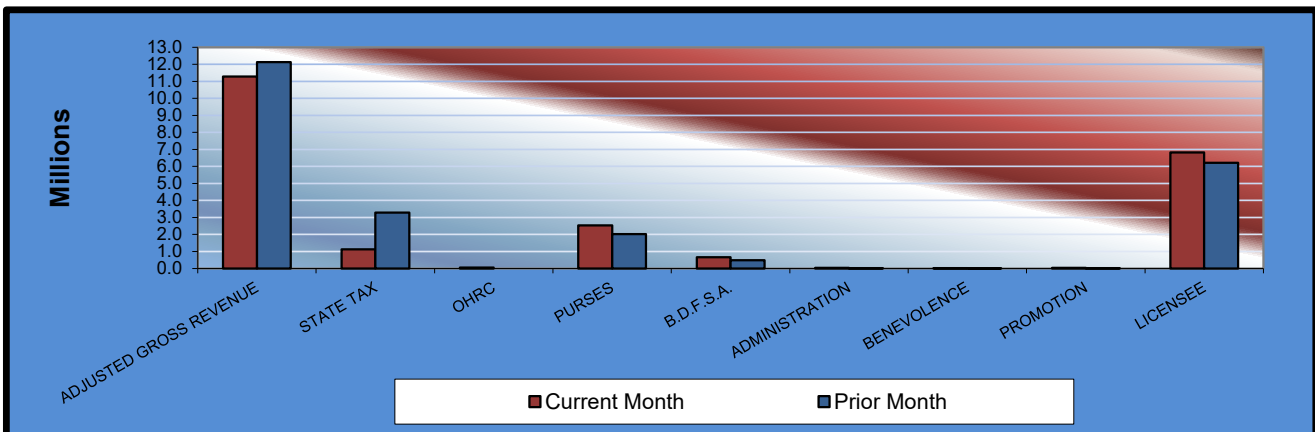
Gaming at Oklahoma Horse Racing Tracks Will Rogers Downs and Remington Park Total Gaming Revenue January 2020

	<u>TOTAL</u>	<u>WILL ROGERS DOWNS</u>	<u>REMINGTON PARK</u>
Gaming Days This Month	62	31	31
Adjusted Gross Revenue	<u>\$11,275,859.85</u>	<u>\$1,594,182.19</u>	<u>\$9,681,677.66</u>
State Tax			
General Revenue Fund	135,310.32	19,130.19	116,180.13
Education Reform	992,275.67	140,288.03	851,987.64
Oklahoma Horse Racing Commission	56,379.30	7,970.92	48,408.38
Purse Fund			
<u>Purses</u>			
Thoroughbred	1,330,954.02	171,633.64	1,159,320.38
Quarterhorse	1,070,908.45	157,133.56	913,774.89
Paint & Appaloosa	129,070.89	17,459.29	111,611.60
<u>Breeding Development Fund</u>			
<u>Special Account</u>			
Thoroughbred	265,539.82	20,714.40	244,825.42
Quarterhorse	365,936.02	15,979.68	349,956.34
Paint & Appaloosa	30,578.51	1,775.52	28,802.99
<u>Administration</u>			
Thoroughbred	16,374.30	1,972.80	14,401.50
Quarterhorse	14,736.87	1,775.52	12,961.35
Paint & Appaloosa	1,637.43	197.28	1,440.15
<u>Benevolence</u>			
Thoroughbred	8,187.15	986.40	7,200.75
Quarterhorse	7,368.43	887.76	6,480.67
Paint & Appaloosa	818.71	98.64	720.07
<u>Promotions</u>			
Thoroughbred	16,374.30	1,972.80	14,401.50
Quarterhorse	14,736.87	1,775.52	12,961.35
Paint & Appaloosa	1,637.43	197.28	1,440.15
Licensee	\$6,817,035.36	\$1,032,232.96	\$5,784,802.40



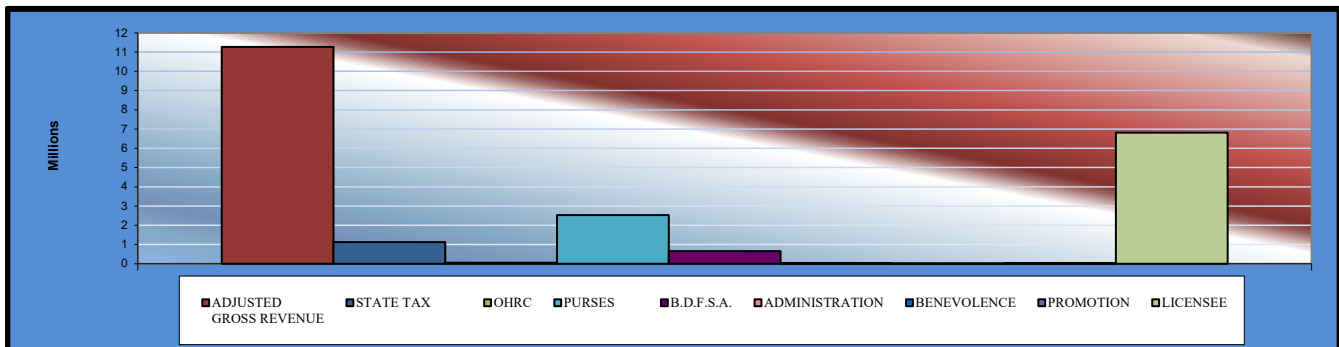
Gaming at Oklahoma Horse Racing Tracks Will Rogers Downs and Remington Park Comparison of Prior Month and Prior Year January 2020

	<u>TOTAL</u>	<u>PRIOR</u> <u>MONTH</u>	<u>%</u> <u>CHANGE</u>	<u>January</u> <u>2019</u>	<u>%</u> <u>CHANGE</u>
Gaming Days	62	62	0.00%	62	0.00%
Adjusted Gross Revenue	\$11,275,859.85	\$12,136,583.28	-7.09%	\$11,032,062.07	2.21%
State Tax					
General Revenue Fund	135,310.32	394,116.63	-65.67%	132,384.75	2.21%
Education Reform	992,275.67	2,890,188.58	-65.67%	970,821.47	2.21%
Oklahoma Horse Racing Commission	56,379.30	60,682.91	-7.09%	55,160.31	2.21%
Purse Fund					
<u>Purses</u>					
Thoroughbred	1,330,954.02	1,053,805.05	26.30%	1,259,917.26	5.64%
Quarterhorse	1,070,908.45	859,991.38	24.53%	1,047,748.38	2.21%
Paint & Appaloosa	129,070.89	102,711.27	25.66%	126,280.99	2.21%
Breeding Development Fund					
<u>Special Account</u>					
Thoroughbred	265,539.82	201,658.60	31.68%	302,091.81	-12.10%
Quarterhorse	365,936.02	269,925.92	35.57%	358,059.79	2.20%
Paint & Appaloosa	30,578.51	22,835.10	33.91%	29,919.90	2.20%
<u>Administration</u>					
Thoroughbred	16,374.30	12,876.55	27.16%	16,020.60	2.21%
Quarterhorse	14,736.87	11,588.90	27.16%	14,418.55	2.21%
Paint & Appaloosa	1,637.43	1,287.65	27.16%	1,602.07	2.21%
<u>Benevolence</u>					
Thoroughbred	8,187.15	6,438.28	27.16%	8,010.31	2.21%
Quarterhorse	7,368.43	5,794.45	27.16%	7,209.27	2.21%
Paint & Appaloosa	818.71	643.84	27.16%	801.03	2.21%
<u>Promotions</u>					
Thoroughbred	16,374.30	12,876.55	27.16%	16,020.60	2.21%
Quarterhorse	14,736.87	11,588.90	27.16%	14,418.55	2.21%
Paint & Appaloosa	1,637.43	1,287.65	27.16%	1,602.07	2.21%
Licensee	\$6,817,035.36	\$6,216,285.07	9.66%	\$6,669,574.36	2.21%



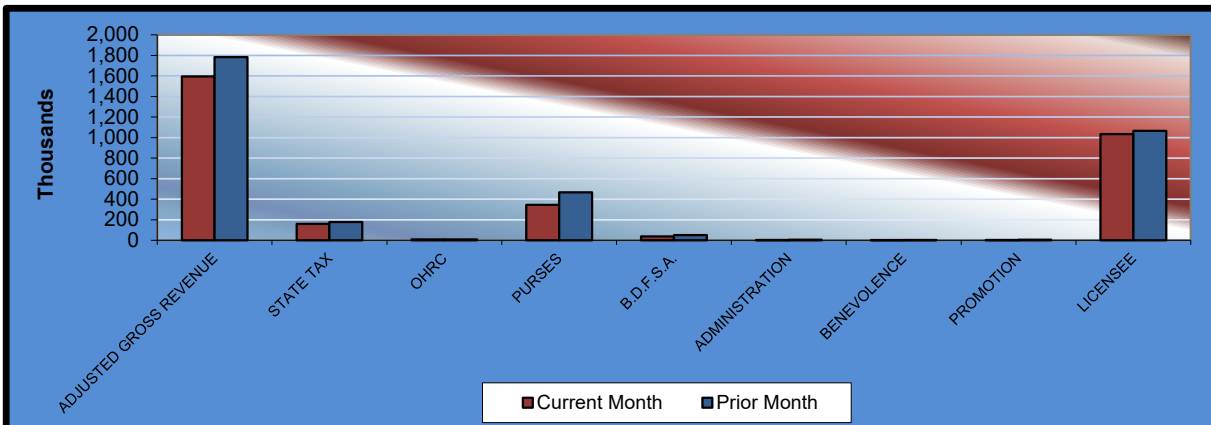
Gaming at Oklahoma Horse Racing Tracks Will Rogers Downs and Remington Park Year to Date Gaming Totals Comparison January 2020

	WILL ROGERS DOWNS	REMINGTON PARK	2020 TOTAL	2019 TOTAL	% CHANGE
Gaming Days This Year	31	31	62	62	0.00%
Adjusted Gross Revenue	<u>\$1,594,182.19</u>	<u>\$9,681,677.66</u>	<u>\$11,275,859.85</u>	<u>\$11,032,062.07</u>	2.21%
State Tax					
General Revenue Fund	19,130.19	116,180.13	135,310.32	132,384.75	2.21%
Education Reform	140,288.03	851,987.64	992,275.67	970,821.47	2.21%
Oklahoma Horse Racing Commission	7,970.92	48,408.38	56,379.30	55,160.31	2.21%
Purse Fund					
<u>Purses</u>					
Thoroughbred	171,633.64	1,159,320.38	1,330,954.02	1,259,917.26	5.64%
Quarterhorse	157,133.56	913,774.89	1,070,908.45	1,047,748.38	2.21%
Paint & Appaloosa	17,459.29	111,611.60	129,070.89	126,280.99	2.21%
Breeding Development Fund					
<u>Special Account</u>					
Thoroughbred	20,714.40	244,825.42	265,539.82	302,091.81	-12.10%
Quarterhorse	15,979.68	349,956.34	365,936.02	358,059.79	2.20%
Paint & Appaloosa	1,775.52	28,802.99	30,578.51	29,919.90	2.20%
<u>Administration</u>					
Thoroughbred	1,972.80	14,401.50	16,374.30	16,020.60	2.21%
Quarterhorse	1,775.52	12,961.35	14,736.87	14,418.55	2.21%
Paint & Appaloosa	197.28	1,440.15	1,637.43	1,602.07	2.21%
<u>Benevolence</u>					
Thoroughbred	986.40	7,200.75	8,187.15	8,010.31	2.21%
Quarterhorse	887.76	6,480.67	7,368.43	7,209.27	2.21%
Paint & Appaloosa	98.64	720.07	818.71	801.03	2.21%
<u>Promotions</u>					
Thoroughbred	1,972.80	14,401.50	16,374.30	16,020.60	2.21%
Quarterhorse	1,775.52	12,961.35	14,736.87	14,418.55	2.21%
Paint & Appaloosa	197.28	1,440.15	1,637.43	1,602.07	2.21%
Licensee	\$1,032,232.96	\$5,784,802.40	6,817,035.36	\$6,669,574.36	2.21%



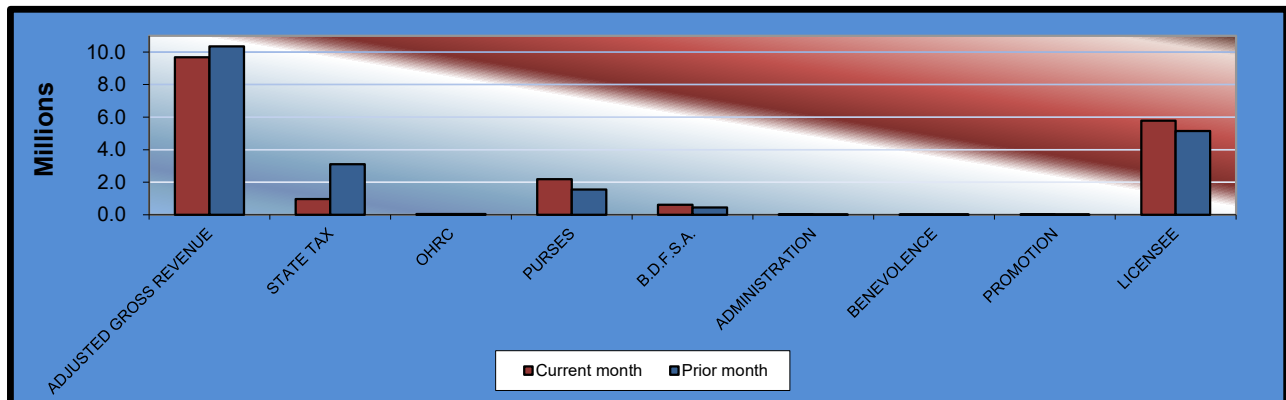
**Gaming at Oklahoma Horse Racing Tracks
Will Rogers Downs and Remington Park
Will Rogers Downs Revenue
January 2020**

<u>Will Rogers Downs</u>	<u>CURRENT MONTH</u>	<u>PRIOR MONTH</u>	<u>% CHANGE</u>	<u>January 2019</u>	<u>% CHANGE</u>
Gaming Days	31	31	0.00%	31	0.00%
Adjusted Gross Revenue	\$1,594,182.19	\$1,783,348.83	-10.61%	\$1,558,345.45	2.30%
State Tax					
General Revenue Fund	19,130.19	21,400.19	-10.61%	18,700.15	2.30%
Education Reform	140,288.03	156,934.69	-10.61%	137,134.42	2.30%
Oklahoma Horse Racing Commission					
	7,970.92	8,916.74	-10.61%	7,791.73	2.30%
Purse Fund					
<u>Purses</u>					
Thoroughbred	171,633.64	230,787.62	-25.63%	167,775.37	2.30%
Quarterhorse	157,133.56	211,290.06	-25.63%	153,601.24	2.30%
Paint & Appaloosa	17,459.29	23,476.67	-25.63%	17,066.80	2.30%
<u>Breeding Development Fund</u>					
<u>Special Account</u>					
Thoroughbred	20,714.40	27,853.68	-25.63%	20,248.74	2.30%
Quarterhorse	15,979.68	21,487.12	-25.63%	15,620.46	2.30%
Paint & Appaloosa	1,775.52	2,387.46	-25.63%	1,735.59	2.30%
<u>Administration</u>					
Thoroughbred	1,972.80	2,652.73	-25.63%	1,928.45	2.30%
Quarterhorse	1,775.52	2,387.46	-25.63%	1,735.61	2.30%
Paint & Appaloosa	197.28	265.27	-25.63%	192.85	2.30%
<u>Benevolence</u>					
Thoroughbred	986.40	1,326.37	-25.63%	964.23	2.30%
Quarterhorse	887.76	1,193.73	-25.63%	867.80	2.30%
Paint & Appaloosa	98.64	132.65	-25.64%	96.42	2.30%
<u>Promotions</u>					
Thoroughbred	1,972.80	2,652.73	-25.63%	1,928.45	2.30%
Quarterhorse	1,775.52	2,387.46	-25.63%	1,735.61	2.30%
Paint & Appaloosa	197.28	265.27	-25.63%	192.85	2.30%
Licensee	\$1,032,232.96	\$1,065,550.93	-3.13%	\$1,009,028.68	2.30%

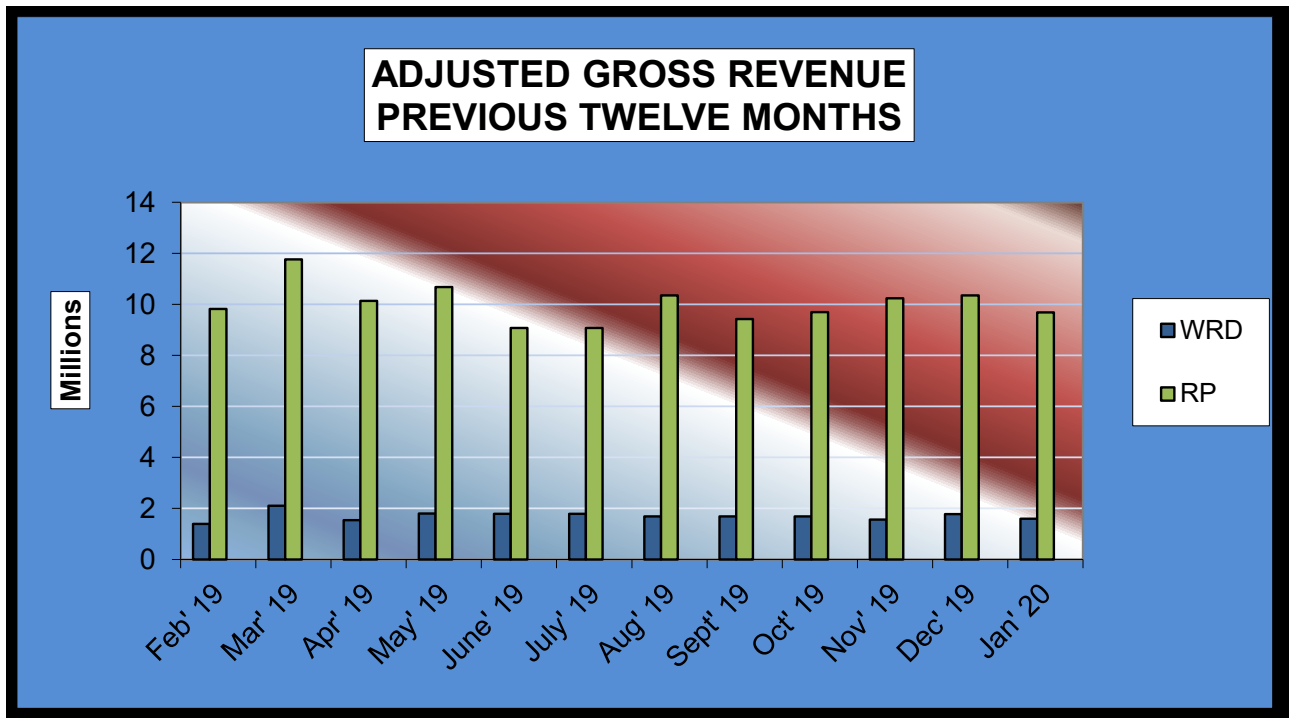


Gaming at Oklahoma Horse Racing Tracks Will Rogers Downs and Remington Park Remington Park Revenue January 2020

<u>Remington Park</u>	<u>CURRENT MONTH</u>	<u>PRIOR MONTH</u>	<u>% CHANGE</u>	<u>January 2019</u>	<u>% CHANGE</u>
Gaming Days	31	31	0.00%	31	0.00%
Adjusted Gross Revenue	\$9,681,677.66	\$10,353,234.45	-6.49%	\$9,473,716.62	2.20%
State Tax					
General Revenue Fund	116,180.13	372,716.44	-68.83%	113,684.60	2.20%
Education Reform	851,987.64	2,733,253.89	-68.83%	833,687.05	2.20%
Oklahoma Horse Racing Commission	48,408.38	51,766.17	-6.49%	47,368.58	2.20%
Purse Fund					
<u>Purses</u>					
Thoroughbred	1,159,320.38	823,017.43	40.86%	1,092,141.89	6.15%
Quarterhorse	913,774.89	648,701.32	40.86%	894,147.14	2.20%
Paint & Appaloosa	111,611.60	79,234.60	40.86%	109,214.19	2.20%
Breeding Development Fund					
<u>Special Account</u>					
Thoroughbred	244,825.42	173,804.92	40.86%	281,843.07	-13.13%
Quarterhorse	349,956.34	248,438.80	40.86%	342,439.33	2.20%
Paint & Appaloosa	28,802.99	20,447.64	40.86%	28,184.31	2.20%
<u>Administration</u>					
Thoroughbred	14,401.50	10,223.82	40.86%	14,092.15	2.20%
Quarterhorse	12,961.35	9,201.44	40.86%	12,682.94	2.20%
Paint & Appaloosa	1,440.15	1,022.38	40.86%	1,409.22	2.19%
<u>Benevolence</u>					
Thoroughbred	7,200.75	5,111.91	40.86%	7,046.08	2.20%
Quarterhorse	6,480.67	4,600.72	40.86%	6,341.47	2.20%
Paint & Appaloosa	720.07	511.19	40.86%	704.61	2.19%
<u>Promotions</u>					
Thoroughbred	14,401.50	10,223.82	40.86%	14,092.15	2.20%
Quarterhorse	12,961.35	9,201.44	40.86%	12,682.94	2.20%
Paint & Appaloosa	1,440.15	1,022.38	40.86%	1,409.22	2.19%
Licensee	\$5,784,802.40	\$5,150,734.14	12.31%	\$5,660,545.68	2.20%



Gaming at Oklahoma Horse Racing Tracks
Will Rogers Downs and Remington Park
Prior Twelve Month Graph
January 2020



O·K·L·A·H·O·M·A
S·A·I
STATE AUDITOR & INSPECTOR



Cindy Byrd, CPA | State Auditor & Inspector

2300 N. Lincoln Blvd., Room 123, Oklahoma City, OK 73105 | 405.521.3495 | www.sai.ok.gov