

FILED
OCT 29 2018
State Auditor & Inspector

COUNTY
2018-2019
ESTIMATE OF NEEDS
AND FINANCIAL STATEMENT OF THE
FISCAL YEAR 2017-2018

BOARD OF COUNTY COMMISSIONERS OF
THE COUNTY OF JEFFERSON COUNTY
STATE OF OKLAHOMA

Two copies of this Financial Statement and Estimate of Needs should be filed with the County Clerk not later than August 17 for all Counties. After approval by the Excise Board and the levies are made, both statements should be signed by the appropriate Board Members. One complete signed copy must be sent to the State Auditor and Inspector, 2300 N. Lincoln Blvd., State Capitol, Room 100, Oklahoma City, OK 73105. If publication may not be had by date required for filing, affidavit and proof of publication are required to be attached within five days after date of filing.

THE 2018-2019 ESTIMATE OF NEEDS AND FINANCIAL
STATEMENT OF THE FISCAL YEAR 2017-2018

PREPARED BY J. David Schumpert, CPA
SUBMITTED TO THE JEFFERSON COUNTY COUNTY
EXCISE BOARD THIS 10th DAY OF September 2018

BOARD OF COUNTY COMMISSIONERS

Chairman D. L. Hillier

County Clerk Isaac Strat

Commissioner B. B.

County Sheriff James White

Commissioner Rory Nunn

Court Clerk Jim Berry

County Treasurer Emily Feller

County Assessor Sandra Watkins

JEFFERSON COUNTY
2018-2019
ESTIMATE OF NEEDS
AND FINANCIAL STATEMENT OF THE
FISCAL YEAR 2017-2018

INDEX

Letters and Certifications:	Page
Letter To Excise Board	1
Affidavit of Publication	2
Accountant's Letter	3
Certificate of Excise Board	Exhibit "Y" - Page 1
Exhibits:	Filed
Exhibit "A" General Fund	Yes
Exhibit "B" Building Fund	No
Exhibit "C" Co-op Fund	No
Exhibit "D" Highway Fund	Yes
Exhibit "E" Health Fund	No
Exhibit "F" Emergency Medical Service Fund	No
Exhibit "G" Sinking Fund	No
Exhibit "H" Industrial Development Bond Fund	No
Exhibit "I" Special Revenue Funds	Yes
Exhibit "J" Capital Project Funds	No
Exhibit "K" Enterprise Funds	No
Exhibit "L" Internal Service Funds	No
Exhibit "Y" Certificate of Excise Board Estimate of Needs	Yes
Exhibit "Z" Publication Sheet	Yes

JEFFERSON COUNTY COUNTY
2018-2019
ESTIMATE OF NEEDS
AND FINANCIAL STATEMENT OF THE
FISCAL YEAR 2017-2018

JEFFERSON COUNTY COUNTY, STATE OF OKLAHOMA
STATE OF OKLAHOMA, COUNTY OF JEFFERSON COUNTY, ss:

To the County Excise Board of said County and State, Greeting:-

Pursuant to the requirements of 68 O.S. 1991 Section 3002, we submit herewith for your consideration, the within statement of the fiscal condition of the County of Jefferson County, State of Oklahoma, for the fiscal year beginning July 1, 2017 and ending June 30, 2018, together with an itemized statement of the estimated needs thereof for the fiscal year beginning July 1, 2018 and ending June 30, 2019. The same have been prepared in conformity to Statute, in relation to which be it further noted that:

1. We, the members of the Board of County Commissioners of said County and State, do hereby certify that the statements herein submitted show the true and correct conditions of the fiscal affairs of said County for the fiscal year ending June 30, 2018, that said statements comprise a "full and accurate statement of the assessments, receipts and expenditures of the preceding year, made out in detail under separate heads" as required by 19 O.S. 1991 Section 345; that said preparation was had at an official session of said Board, begun on the first Monday in July, 2018 pursuant to the provisions of 68 O.S. 1991 Section 3002.
2. And we further certify that the estimates of the several amounts necessary for current expenses for the fiscal year beginning July 1, 2018 and ending June 30, 2019 as shown under "Schedule 8" were prepared and filed with the Board of County Commissioners as of the first Monday in July 2018, that the same have been correctly entered, and that all estimates made are entered as certified by Department Heads for the respective purposes herein set out. We further certify that the sums requested for salaries of county officers and the deputies are calculated and based upon authority of salary statutes currently effective and applicable in this county.
3. We further certify that the estimated income from sources other than ad valorem tax, shown on "Schedule 4", may reasonably be expected to be collected as a revenue during the ensuing fiscal year, and is not in excess of the 90% of the amounts collected for the same sources during the fiscal year ending June 30, 2018.

Dated at the office of the County Clerk, at , Oklahoma, this 10th day of September, 2018.


Chairman


Commissioner


Commissioner


County Treasurer


County Clerk


County Sheriff


County Clerk


County Assessor

Filed this 10th day of September 2018 Secretary and Clerk of Excise Board, Jefferson County County, Oklahoma.

AFFIDAVIT OF PUBLICATION

STATE OF OKLAHOMA)

) §

COUNTY OF JEFFERSON)

Melissa Grace of lawful age, being duly sworn and authorized,
says that she is Editor and Publisher of

The Ringling Eagle

a newspaper printed in the Town of Ringling, Jefferson County, Oklahoma, a newspaper qualified to publish legal notices, advertisements and publications as provided in Section 106 of Title 25, Oklahoma Statutes 1961; as amended, and complies with all other requirements of the laws of Oklahoma with reference to legal publications.

That said notice, a true copy of which is attached hereto, was published in the regular edition of said newspaper during the period and time of publication and not in a supplement, on the following dates:

1st Insertion Sept. 20 2018

2nd Insertion _____ 2018

3rd Insertion _____ 2018

4th Insertion _____ 2018

5th Insertion _____ 2018

6th Insertion _____ 2018

PUBLICATION FEE: \$ 106.88

Melissa Grace

Editor/Publisher


Subscribed and sworn to before me this 20th day of

September 2018

Giohna Price

Notary Public

My commission expires:



RECEIVED
NOTARY PUBLIC
STATE OF OKLAHOMA
GIOHNA PRICE
14005653
0-20-22

Publication Sheet - Jefferson County, Oklahoma
Financial Statement of the Various Funds for the Fiscal Year Ending
June 30, 2018, and Estimate of Needs for the Fiscal Year Ending June
30, 2019, of the Governing Board of Jefferson County, Oklahoma

STATEMENT OF FINANCIAL CONDITION AS OF JUNE 30, 2018	GENERAL FUND	BUILDING FUND	CO-OP FUND	HEALTH FUND
ASSETS:	Detail	Detail	Detail	Detail
Cash Balance June 30, 2018	\$ 313,847.63	\$ -	\$ -	\$ -
Investments	\$ -	\$ -	\$ -	\$ -
TOTAL ASSETS	\$ 313,847.63	\$ -	\$ -	\$ -
LIABILITIES AND RESERVES:				
Warrants Outstanding	\$ 50,130.22	\$ -	\$ -	\$ -
Reserve for Interest on Warrants	\$ -	\$ -	\$ -	\$ -
Reserves From Schedule 8	\$ 25,064.42	\$ -	\$ -	\$ -
TOTAL LIABILITIES AND RESERVES	\$ 75,194.64	\$ -	\$ -	\$ -
CASH FUND BALANCE (Deficit) JUNE 30, 2018	\$ 238,652.99	\$ -	\$ -	\$ -

ESTIMATED NEEDS FOR FISCAL YEAR ENDING JUNE 30, 2019			
GENERAL FUND	GENERAL FUND	SINKING FUND BALANCE SHEET	SINKING FUND
Current Expense	\$ 1,249,139.39	1. Cash Balance on Hand June 30, 2018	\$ -
Reserve for Int. on Warrants & Revaluation	\$ -	2. Legal Investments Properly Maturing	\$ -
Total Required	\$ 1,249,139.39	3. Judgements Paid to Recover by Tax Levy	\$ -
FINANCED:		4. Total Liquid Assets	\$ -
Cash Fund Balance	\$ 238,652.99	Deduct Matured Indebtedness:	
Estimated Miscellaneous Revenue	\$ 578,265.34	5. a. Past-Due Coupons	\$ -
Total Deductions	\$ 816,918.33	6. b. Interest Accrued Thereon	\$ -
Balance to Raise from Ad Valorem Tax	\$ 432,221.06	7. c. Past-Due Bonds	\$ -
ESTIMATED MISCELLANEOUS REVENUE:		8. d. Interest Thereon After Last Coupon	\$ -
1000 Charges for Services	\$ 41,247.23	9. e. Fiscal Agency Commissions on Above	\$ -
2000 Local Sources of Revenue	\$ 98,576.91	10. f. Judgements and Int. Levied for Unpaid	\$ -
3000 State Sources of Revenue	\$ 401,049.85	11. Total Items a. Through f.	\$ -
4000 Federal Sources of Revenue	\$ 25,918.20	12. Balance of Assets Subject to Accruals	\$ -
5000 Miscellaneous Revenue	\$ 11,473.65	Deduct Accrual Reserve If Assets Sufficient:	
6111 Contributions from Other Funds	\$ -	13. g. Earned Unmatured Interest	\$ -
Total Estimated Revenue	\$ 578,265.34	14. h. Accrual on Final Coupons	\$ -
INDUSTRIAL DEVELOPMENT BONDS	INDUSTRIAL BONDS	15. i. Accrued on Unmatured Bonds	\$ -
1. Cash Balance on Hand June 30, 2018	\$ -	16. Total Items g. Through i.	\$ -
2. Legal Investments Properly Maturing	\$ -	17. Excess of Assets Over Accrual Reserves **	\$ -
3. Total Liquid Assets	\$ -	SINKING FUND REQUIREMENTS FOR 2018-2019	
Deduct Matured Indebtedness		1. Interest Earnings on Bonds	\$ -
4. a. Past-Due Coupons	\$ -	2. Accrual on Unmatured Bonds	\$ -
5. b. Interest Accrued Thereon	\$ -	3. Annual Accrual on "Prepaid" Judgements	\$ -
6. c. Past-Due Bonds	\$ -	4. Annual Accrual on "Unpaid" Judgements	\$ -
7. d. Interest Thereon After Last Coupon	\$ -	5. Interest on Unpaid Judgements	\$ -
8. e. Fiscal Agency Commissions on Above	\$ -	6. Annual Accrual From Exhibit KK	\$ -
9. Balance of Assets Subject to Accruals	\$ -		
10. Deduct: g. Earned Unmatured Interest	\$ -		
11. h. Accrual on Final Coupons	\$ -		
12. i. Accrued on Unmatured Bonds	\$ -		
13. Excess of Assets Over Accrual Reserves*	\$ -		
INDUSTRIAL BOND REQUIREMENTS FOR 2018-2019			
1. Interest Earnings on Bonds	\$ -		
2. Accrual on Unmatured Bonds	\$ -		
Total Sinking Fund Requirements	\$ -	Total Sinking Fund Requirements	\$ -
Deduct:		Deduct:	
1. Excess of Assets Over Liabilities	\$ -	1. Excess of Assets Over Liabilities	\$ -
2. Surplus Building Fund Cash	\$ -	2. Surplus Building Fund Cash	\$ -
Balance Required	\$ -	Balance to Raise By Tax Levy	\$ -

EXHIBIT "Z"

** If line 12 is less than line 16 after omitting "h" deduct the following each in turn from line 4, "Total Liquid Assets".	SINKING FUND
13d. j. Unmatured Coupons Due 4-1-2019	\$ -
14d. k. Unmatured Bonds So Due	\$ -
15d. l. Whatever Remains is for Exhibit KK Line E	\$ -
16d. Deficit as Shown on Sinking Fund Balance Sheet	\$ -
17d. Less Cash Requirements for Current Fiscal Year in Excess of Cash on Hand (From Line 13d Above)	\$ -
18d. Remaining Deficit is for Exhibit KK Line F	\$ -

	BUILDING FUND	CO-OP FUND	HEALTH FUND
Current Expense	\$ -	\$ -	\$ -
Reserve for Int. on Warrants & Revaluation	\$ -	\$ -	\$ -
Total Required	\$ -	\$ -	\$ -
FINANCED:			
Cash Fund Balance	\$ -	\$ -	\$ -
Estimated Miscellaneous Revenue	\$ -	\$ -	\$ -
Total Deductions	\$ -	\$ -	\$ -
Balance to Raise from Ad Valorem Tax and Co-op Fund Balance	\$ -	\$ -	\$ -

* If line 14 is less than the sum of lines g. h. i. after omitting "h" deduct the following each in turn from line 4, "Total Liquid Assets"	INDUSTRIAL BOND FUND
13d. j. Unmatured Coupons Due Before 4-1-2019	\$ -
14d. k. Unmatured Bonds So Due	\$ -
15d. l. Whatever Remains is for Exhibit KK Line E	\$ -
16d. Deficit as Shown on Industrial Bonds Balance Sheet	\$ -
17d. Less Cash Requirements for Current Fiscal Year in Excess of Cash on Hand (From Line 15d Above)	\$ -
18d. Remaining Deficit is for Exhibit KK Line F	\$ -

CERTIFICATE - GOVERNING BOARD

STATE OF OKLAHOMA, COUNTY OF JEFFERSON, ss:

We, the undersigned duly elected, qualified Governing Officers of Jefferson County Oklahoma, do hereby certify that at a meeting of the Governing Body of the said County, begun at the time provided by law for Counties and pursuant to the provisions of 58 O. S. 1991 Sec. 3002, the foregoing statement was prepared and is a true and correct condition of the Financial Affairs of said County as reflected by the record of the County Clerk and Treasurer. We further certify that the foregoing estimate for current expenses for the fiscal year beginning July 1, 2018, and ending June 30, 2019, as shown are reasonably necessary for the proper conduct of the affairs of the said County, that the Estimated Income to be derived from sources other than ad valorem taxation does not exceed the lawfully authorized ration of the revenue derived from the same sources during the preceding fiscal year.

CLERK

CLERK

CLERK

JDS
J. DAVID SCHUMPERT, CPA

A PROFESSIONAL CORPORATION
110 EAST KANSAS • P.O. BOX 405 • WALTERS, OKLAHOMA 73572
(580) 875-3378 • FAX (580) 875-3407
jdavidschumpertcpa@sbcglobal.net

Management is responsible for the accompanying financial statements of Jefferson County which comprise the 2017-2018 financial statements as of and for the fiscal year ended June 30, 2018, 2018-2019 Estimate of Needs (S.A.&I. Form 2631R97) and Publication Sheet (S.A.&I. Form 2631R97, Exhibit "Z") of Jefferson County included in the accompanying prescribed form. I have performed a compilation engagement in accordance with Statements on Standards for Accounting and Review Services promulgated by the Accounting and Review Committee of the AICPA. I did not audit or review the financial statements, Estimate of Needs and Publication Sheet included in the accompanying prescribed form, nor was I required to perform any procedures to verify the accuracy or completeness of the information provided by management. Accordingly, I do not express an opinion, a conclusion, nor provide any form of assurance on the financial statements, Estimate of Needs and Publication Sheet included in the accompanying prescribed form.

These financial statements, Estimate of Needs and Publication Sheet included in the accompanying prescribed form are presented in accordance with the requirements of the Office of the Oklahoma State Auditor and Inspector per 68 OS § 3003.B and by 63 OS § 1-218 as promulgated by 68 OS § 1-126 and 68 OS § 3009-3011 and are not intended to be a complete presentation of the assets and liabilities of Jefferson County.

This report is intended solely for the information and use of the management of Jefferson County, the Jefferson County Excise Board, and for filing with the State Auditor and Inspector and is not intended to be and should not be used by anyone other than these specified parties.


J. David Schumpert, CPA

Walters, OK

September 5, 2018

AFFIDAVIT OF PUBLICATION

STATE OF OKLAHOMA, COUNTY OF JEFFERSON COUNTY

Personally appeared before me, the undersigned Notary Public, Trace Smith County Clerk of the County and State aforesaid, who being first duly sworn according to law, deposes and says: That she complied with the law by having the financial statement for the fiscal year ending June 30, 2018, and the estimated needs and the estimated income from sources other than ad valorem taxes, for the fiscal year beginning July 1, 2018 and ending June 30, 2019 published in one issue of the Ringling Eagle a legally-qualified newspaper published - of general circulation, in said county a copy of which together with proof of publication is herewith attached marked Exhibit "Z" and made a part of hereof.

Trace Smith
County Clerk

Subscribed and sworn to before me this 10 day of Sept, 2018.

Jennifer Aldridge
Notary Public

8/04/2019
My Commission Expires



EXHIBIT "A"

PAGE 1

Schedule 1, Current Balance Sheet - June 30, 2018	
	Amount
ASSETS:	
Cash Balance June 30, 2018	\$ 313,847.63
Investments	\$ -
TOTAL ASSETS	\$ 313,847.63
LIABILITIES AND RESERVES:	
Warrants Outstanding	\$ 50,130.22
Reserve for Interest on Warrants	\$ -
Reserves From Schedule 8	\$ 25,064.42
TOTAL LIABILITIES AND RESERVES	\$ 75,194.64
CASH FUND BALANCE JUNE 30, 2018	\$ 238,652.99
TOTAL LIABILITIES, RESERVES AND CASH FUND BALANCE	\$ 313,847.63

Schedule 2, Revenue and Requirements - 2018-2019		
	Detail	Total
REVENUE:		
Cash Balance June 30, 2017	\$ 183,342.59	
Cash Fund Balance Transferred From Prior Years	\$ 16,881.78	
Current Ad Valorem Tax Apportioned	\$ 392,227.26	
Miscellaneous Revenue Apportioned	\$ 636,371.31	
TOTAL REVENUE		\$ 1,228,822.94
REQUIREMENTS:		
Claims Paid by Warrants Issued	\$ 965,105.53	
Reserves From Schedule 8	\$ 25,064.42	
Interest Paid on Warrants	\$ -	
Reserve for Interest on Warrants	\$ -	
TOTAL REQUIREMENTS		\$ 990,169.95
ADD: CASH FUND BALANCE AS PER BALANCE SHEET 6-30-2018		\$ 238,652.99
TOTAL REQUIREMENTS AND CASH FUND BALANCE		\$ 1,228,822.94

Schedule 3, Cash Fund Balance Analysis - June 30, 2018		Amount
ADDITIONS:		
Miscellaneous Revenue Collected in Excess of Estimates-Net	\$	143,003.94
Warrants Estopped, Cancelled or Converted	\$	-
Fiscal Year 2017-2018 Lapsed Appropriations	\$	74,000.82
Fiscal Year 2016-2017 Lapsed Appropriations	\$	1,721.99
Ad Valorem Tax Collections in Excess of Estimate	\$	9,741.52
Prior Years Ad Valorem Tax	\$	15,159.79
TOTAL ADDITIONS	\$	243,628.06
DEDUCTIONS:		
Supplemental Appropriations	\$	4,975.07
Current Tax in Process of Collection	\$	-
TOTAL DEDUCTIONS	\$	4,975.07
Cash Fund Balance as per Balance Sheet 6-30-2018	\$	238,652.99
Composition of Cash Fund Balance:		
Cash	\$	238,652.99
Cash Fund Balance as per Balance Sheet 6-30-2018	\$	238,652.99

GENERAL FUND ACCOUNTS COVERING THE PERIOD JULY 1, 2017, to JUNE 30, 2018
ESTIMATE OF NEEDS FOR 2018-2019

EXHIBIT "A"

2a

Schedule 4, Miscellaneous Revenue		
SOURCE	2017-2018 ACCOUNT	
	AMOUNT	ACTUALLY
	ESTIMATED	COLLECTED
1000 CHARGES FOR SERVICES		
1111 County Clerk Fees	\$ 26,083.13	\$ 45,830.26
1112 Sheriff Fees	\$ -	\$ -
1113 County Treasurer Fees	\$ -	\$ -
1114 Court Clerk Costs and Fees	\$ -	\$ 541.98
1115 District Attorney Fees	\$ -	\$ -
1116 County Engineer Fees (Ref. Planning Commission)	\$ -	\$ -
1117 County Health Fees	\$ -	\$ -
1118 Other-	\$ -	\$ -
1119 Other-	\$ -	\$ -
1120 Other-	\$ -	\$ -
Total Charges For Services	\$ 26,083.13	\$ 46,372.24
INTERGOVERNMENTAL REVENUES		
2000 INTERGOVERNMENTAL REVENUES - LOCAL SOURCES:		
2111 Court Fund Fees	\$ -	\$ -
2112 Housing Authority Payments in Lieu of Tax Revenue	\$ -	\$ -
2113 Revaluation of Real Property Reimbursements	\$ 96,171.38	\$ 96,187.06
2114 Visual Inspection	\$ -	\$ -
2115 M & M Lien Fees	\$ -	\$ -
2116 Assignment Fees	\$ -	\$ -
2117 School Deputy Reimbursement	\$ -	\$ -
2118 O.S.U Extension Reimbursement	\$ -	\$ -
2119 County Library Fines	\$ -	\$ -
2120 Public Health Contributions	\$ -	\$ -
2121 Highway Budget Account Miscellaneous	\$ -	\$ -
2122 Other -	\$ -	\$ -
2123 Other -	\$ -	\$ -
2124 Other -	\$ -	\$ -
Total - Local Sources	\$ 96,171.38	\$ 96,187.06
3000 INTERGOVERNMENTAL REVENUES - STATE SOURCES:		
3111 County Sales Tax - OTC	\$ 260,850.79	\$ 353,127.87
3112 Motor Vehicle Collections for Counties - OTC Code 0815	\$ 8,728.16	\$ 9,692.61
3113 Boat & Motor License - OTC Code 6415	\$ -	\$ -
3114 Vehicle Registration (Title Fees) - OTC Code 6815	\$ -	\$ -
3115 Aircraft License and Registration - OTC Code 6615	\$ -	\$ -
3116 Motor Vehicle Stamps - OTC	\$ 30.87	\$ 17.15
3117 Other - OTC - Cigarette Tax	\$ 6,365.87	\$ 7,876.53
3118 Other - OTC - Use Tax	\$ 23,217.91	\$ 31,734.30
3119 Other - OTC - County Lodging	\$ 5,919.40	\$ 8,600.36
Sub-Total - OTC	\$ 305,113.00	\$ 411,048.82
3211 Fish and Game Fines	\$ -	\$ -
3212 State Election Reimbursement	\$ 30,601.44	\$ 30,601.44
3213 State Payments in Lieu of Tax Revenue	\$ 40.40	\$ 44.08
3214 Homestead Exemption Reimbursement	\$ -	\$ -
3215 Additional Homestead Exemption Reimbursement	\$ -	\$ -
3216 Transportation of Juveniles	\$ -	\$ -
3217 Documentary Stamps	\$ -	\$ -
3218 Farm Implement Tax Stamps	\$ -	\$ -
3219 State Grants	\$ -	\$ -

Continued on page 2b

S.A.&I. Form 2631R97 Entity: Jefferson County, 34

GENERAL FUND ACCOUNTS COVERING THE PERIOD JULY 1, 2017, to JUNE 30, 2018
ESTIMATE OF NEEDS FOR 2018-2019

Page 2a

2017-2018 ACCOUNT OVER (UNDER)	BASIS AND LIMIT OF ENSUING ESTIMATE	2018-2019 ACCOUNT		
		CHARGEABLE INCOME	ESTIMATED BY GOVERNING BOARD	APPROVED BY EXCISE BOARD
\$ 19,747.13	90.00%	\$ -	\$ 41,247.23	\$ 41,247.23
\$ -	90.00%	\$ -	\$ -	\$ -
\$ -	90.00%	\$ -	\$ -	\$ -
\$ 541.98	0.00%	\$ -	\$ -	\$ -
\$ -	90.00%	\$ -	\$ -	\$ -
\$ -	90.00%	\$ -	\$ -	\$ -
\$ -	90.00%	\$ -	\$ -	\$ -
\$ -	90.00%	\$ -	\$ -	\$ -
\$ -	90.00%	\$ -	\$ -	\$ -
\$ -	90.00%	\$ -	\$ -	\$ -
\$ 20,289.11		\$ -	\$ 41,247.23	\$ 41,247.23
\$ -	90.00%	\$ -	\$ -	\$ -
\$ -	90.00%	\$ -	\$ -	\$ -
\$ 15.68	102.48%	\$ -	\$ 98,576.91	\$ 98,576.91
\$ -	90.00%	\$ -	\$ -	\$ -
\$ -	90.00%	\$ -	\$ -	\$ -
\$ -	90.00%	\$ -	\$ -	\$ -
\$ -	90.00%	\$ -	\$ -	\$ -
\$ -	90.00%	\$ -	\$ -	\$ -
\$ -	90.00%	\$ -	\$ -	\$ -
\$ -	90.00%	\$ -	\$ -	\$ -
\$ -	90.00%	\$ -	\$ -	\$ -
\$ -	90.00%	\$ -	\$ -	\$ -
\$ 15.68		\$ -	\$ 98,576.91	\$ 98,576.91
\$ 92,277.08	90.00%	\$ -	\$ 317,815.08	\$ 317,815.08
\$ 964.45	90.00%	\$ -	\$ 8,723.35	\$ 8,723.35
\$ -	90.00%	\$ -	\$ -	\$ -
\$ -	90.00%	\$ -	\$ -	\$ -
\$ -	90.00%	\$ -	\$ -	\$ -
\$ (13.72)	89.97%	\$ -	\$ 15.43	\$ 15.43
\$ 1,510.66	90.00%	\$ -	\$ 7,088.88	\$ 7,088.88
\$ 8,516.39	90.00%	\$ -	\$ 28,560.87	\$ 28,560.87
\$ 2,680.96	90.00%	\$ -	\$ 7,740.32	\$ 7,740.32
\$ 105,935.82		\$ -	\$ 369,943.93	\$ 369,943.93
\$ -	90.00%	\$ -	\$ -	\$ -
\$ -	100.00%	\$ -	\$ 30,601.44	\$ 30,601.44
\$ 3.68	90.00%	\$ -	\$ 39.67	\$ 39.67
\$ -	90.00%	\$ -	\$ -	\$ -
\$ -	90.00%	\$ -	\$ -	\$ -
\$ -	90.00%	\$ -	\$ -	\$ -
\$ -	90.00%	\$ -	\$ -	\$ -
\$ -	90.00%	\$ -	\$ -	\$ -
\$ -	90.00%	\$ -	\$ -	\$ -

GENERAL FUND ACCOUNTS COVERING THE PERIOD JULY 1, 2017, to JUNE 30, 2018
ESTIMATE OF NEEDS FOR 2018-2019

EXHIBIT "A"

2b

Schedule 4, Miscellaneous Revenue		
SOURCE	2017-2018 ACCOUNT	
	AMOUNT ESTIMATED	ACTUALLY COLLECTED
Continued from page 2a		
3220 District Attorney Reimbursement - State	\$ -	\$ -
3221 Civil Defense Reimbursement	\$ -	\$ -
3222 Emergency Management Reimbursement	\$ -	\$ -
3223 Food Stamp Reimbursement	\$ -	\$ -
3224 Tick Eradication Reimbursement	\$ -	\$ -
3225 Welfare Agencies Miscellaneous	\$ -	\$ -
3226 Other - In Lieu of Tax - Chickasaw Housing	\$ 1,179.56	\$ 515.90
3227 Other -	\$ -	\$ -
3228 Other -	\$ -	\$ -
Total State Sources	\$ 336,934.40	\$ 442,210.24
4000 INTERGOVERNMENTAL REVENUES - FEDERAL SOURCES:		
4111 Flood Control	\$ -	\$ 1,148.31
4112 Federal Grants	\$ -	\$ -
4113 Federal Payments in Lieu of Tax Revenues	\$ -	\$ -
4114 Bureau of Land Management	\$ 28,387.20	\$ 28,798.00
4115 District Attorney Reimbursement - Federal	\$ -	\$ -
4116 J.T.P.A. Salary Reimbursement	\$ -	\$ -
4117 Other -	\$ -	\$ -
4118 Other -	\$ -	\$ -
4119 Other -	\$ -	\$ -
Total Federal Sources	\$ 28,387.20	\$ 29,946.31
Grand Total Intergovernmental Revenues	\$ 458,492.98	\$ 568,343.61
5000 MISCELLANEOUS REVENUE:		
5111 Interest on Investments	\$ 6,578.80	\$ 7,810.34
5112 Rental or Lease of County Property	\$ -	\$ -
5113 Sale of County Property	\$ -	\$ -
5114 Royalty	\$ -	\$ -
5115 Individual Redemption	\$ -	\$ -
5116 Insurance Recoveries	\$ -	\$ -
5117 Insurance Reimbursements	\$ -	\$ -
5118 Public Finance Authority Reimbursement	\$ -	\$ -
5119 Rural Fire Runs	\$ -	\$ -
5120 Copies	\$ -	\$ -
5121 Return Check Charges	\$ -	\$ -
5122 Mowing & Trash Reimbursement	\$ -	\$ -
5123 Utility Reimbursements - Court Clerk	\$ -	\$ 8,000.00
5124 Resale Property Fund Distribution	\$ -	\$ -
5125 Estry - Sales	\$ -	\$ -
5126 Vending Machine Commissions	\$ 54.00	\$ 60.00
5127 Other Concessions	\$ -	\$ -
5128 Indian Deputy Salary Reimbursement	\$ -	\$ -
5129 Other - Miscellaneous	\$ 2,158.46	\$ 5,785.12
5130 Other -	\$ -	\$ -
5131 Other -	\$ -	\$ -
Total Miscellaneous Revenue	\$ 8,791.26	\$ 21,655.46
6000 NON-REVENUE RECEIPTS:		
6111 Contributions from Other Funds	\$ -	\$ -
Grand Total General Fund	\$ 493,367.37	\$ 636,371.31

GENERAL FUND ACCOUNTS COVERING THE PERIOD JULY 1, 2017, to JUNE 30, 2018
ESTIMATE OF NEEDS FOR 2018-2019

Page 2b

2017-2018 ACCOUNT OVER (UNDER)	BASIS AND LIMIT OF ENSUING ESTIMATE	2018-2019 ACCOUNT		
		CHARGEABLE INCOME	ESTIMATED BY GOVERNING BOARD	APPROVED BY EXCISE BOARD
\$ -	90.00%	\$ -	\$ -	\$ -
\$ -	90.00%	\$ -	\$ -	\$ -
\$ -	90.00%	\$ -	\$ -	\$ -
\$ -	90.00%	\$ -	\$ -	\$ -
\$ -	90.00%	\$ -	\$ -	\$ -
\$ -	90.00%	\$ -	\$ -	\$ -
\$ (663.66)	90.00%	\$ -	\$ 464.31	\$ 464.31
\$ -	90.00%	\$ -	\$ -	\$ -
\$ -	90.00%	\$ -	\$ -	\$ -
\$ 105,275.84		\$ -	\$ 401,049.35	\$ 401,049.35
\$ 1,148.31	0.00%	\$ -	\$ -	\$ -
\$ -	90.00%	\$ -	\$ -	\$ -
\$ -	90.00%	\$ -	\$ -	\$ -
\$ 3,410.80	90.00%	\$ -	\$ 25,918.20	\$ 25,918.20
\$ -	90.00%	\$ -	\$ -	\$ -
\$ -	90.00%	\$ -	\$ -	\$ -
\$ -	90.00%	\$ -	\$ -	\$ -
\$ -	90.00%	\$ -	\$ -	\$ -
\$ -	90.00%	\$ -	\$ -	\$ -
\$ 4,559.11		\$ -	\$ 25,918.20	\$ 25,918.20
\$ 109,850.63		\$ -	\$ 525,544.46	\$ 525,544.46
\$ 1,231.54	80.00%	\$ -	\$ 6,248.27	\$ 6,248.27
\$ -	90.00%	\$ -	\$ -	\$ -
\$ -	90.00%	\$ -	\$ -	\$ -
\$ -	90.00%	\$ -	\$ -	\$ -
\$ -	90.00%	\$ -	\$ -	\$ -
\$ -	90.00%	\$ -	\$ -	\$ -
\$ -	90.00%	\$ -	\$ -	\$ -
\$ -	90.00%	\$ -	\$ -	\$ -
\$ -	90.00%	\$ -	\$ -	\$ -
\$ -	90.00%	\$ -	\$ -	\$ -
\$ -	90.00%	\$ -	\$ -	\$ -
\$ -	90.00%	\$ -	\$ -	\$ -
\$ 8,000.00	0.00%	\$ -	\$ -	\$ -
\$ -	90.00%	\$ -	\$ -	\$ -
\$ -	90.00%	\$ -	\$ -	\$ -
\$ 6.00	90.00%	\$ -	\$ 54.00	\$ 54.00
\$ -	90.00%	\$ -	\$ -	\$ -
\$ -	90.00%	\$ -	\$ -	\$ -
\$ 3,626.66	89.39%	\$ -	\$ 5,171.38	\$ 5,171.38
\$ -	90.00%	\$ -	\$ -	\$ -
\$ -	90.00%	\$ -	\$ -	\$ -
\$ 12,864.20		\$ -	\$ 11,473.65	\$ 11,473.65
\$ -	90.00%	\$ -	\$ -	\$ -
\$ 143,003.94		\$ -	\$ 578,265.34	\$ 578,265.34

GENERAL FUND ACCOUNTS COVERING THE PERIOD JULY 1, 2017, to JUNE 30, 2018
ESTIMATE OF NEEDS FOR 2018-2019

EXHIBIT "A"

3

Schedule 5, Expenditures General Fund Cash Accounts of Current and All Prior Years	
CURRENT AND ALL PRIOR YEARS	2017-2018
Cash Balance Reported to Excise Board 6-30-2017	\$ -
Cash Fund Balance Transferred Out	\$ -
Cash Fund Balance Transferred In	\$ 183,342.59
Adjusted Cash Balance	\$ 183,342.59
Ad Valorem Tax Apportioned To Year In Caption	\$ 392,227.26
Miscellaneous Revenue (Schedule 4)	\$ 636,371.31
Cash Fund Balance Forward From Preceding Year	\$ 16,881.78
Prior Expenditures Recovered	\$ -
TOTAL RECEIPTS	\$ 1,045,480.35
TOTAL RECEIPTS AND BALANCE	\$ 1,228,822.94
Warrants of Year in Caption	\$ 914,975.31
Interest Paid Thereon	\$ -
TOTAL DISBURSEMENTS	\$ 914,975.31
CASH BALANCE JUNE 30, 2018	\$ 313,847.63
Reserve for Warrants Outstanding	\$ 50,130.22
Reserve for Interest on Warrants	\$ -
Reserves From Schedule 8	\$ 25,064.42
TOTAL LIABILITIES AND RESERVE	\$ 75,194.64
DEFICIT: (Red Figure)	\$ -
CASH BALANCE FORWARD TO SUCCEEDING YEAR	\$ 238,652.99

Schedule 6, General Fund Warrant Account of Current and All Prior Years	
CURRENT AND ALL PRIOR YEARS	TOTAL
Warrants Outstanding 6-30-2017 of Year in Caption	\$ 47,896.27
Warrants Registered During Year	\$ 985,598.52
TOTAL	\$ 1,033,494.79
Warrants Paid During Year	\$ 983,364.57
Warrants Converted to Bonds or Judgements	\$ -
Warrants Cancelled	\$ -
Warrants Estopped by Statute	\$ -
TOTAL WARRANTS RETIRED	\$ 983,364.57
BALANCE WARRANTS OUTSTANDING JUNE 30, 2018	\$ 50,130.22

Schedule 7, 2017 Ad Valorem Tax Account			
2017 Net Valuation Certified To County Excise Board	39,917,866.00	10.540 Mills	Amount
Total Proceeds of Levy as Certified			\$ 420,734.31
Additions:			\$ -
Deductions:			\$ -
Gross Balance Tax			\$ 420,734.31
Less Reserve for Delinquent Tax			\$ 38,248.57
Reserve for Protest Pending			\$ -
Balance Available Tax			\$ 382,485.74
Deduct 2017 Tax Apportioned			\$ 392,227.26
Net Balance 2017 Tax in Process of Collection or			\$ -
Excess Collections			\$ 9,741.52

GENERAL FUND ACCOUNTS COVERING THE PERIOD JULY 1, 2017, to JUNE 30, 2018
ESTIMATE OF NEEDS FOR 2018-2019

Page 3

Schedule 5, (Continued)						
2016-2017	2015-2016	2014-2015	2013-2014	2012-2013	2011-2012	TOTAL
\$ 253,453.84	\$ -	\$ -	\$ -	\$ -	\$ -	\$ 253,453.84
\$ 183,342.59	\$ -	\$ -	\$ -	\$ -	\$ -	\$ 183,342.59
\$ -	\$ -	\$ -	\$ -	\$ -	\$ -	\$ 183,342.59
\$ 70,111.25	\$ -	\$ -	\$ -	\$ -	\$ -	\$ 253,453.84
\$ 15,159.79	\$ -	\$ -	\$ -	\$ -	\$ -	\$ 407,387.05
\$ -	\$ -	\$ -	\$ -	\$ -	\$ -	\$ 636,371.31
\$ -	\$ -	\$ -	\$ -	\$ -	\$ -	\$ 16,881.78
\$ -	\$ -	\$ -	\$ -	\$ -	\$ -	\$ -
\$ 15,159.79	\$ -	\$ -	\$ -	\$ -	\$ -	\$ 1,060,640.14
\$ 85,271.04	\$ -	\$ -	\$ -	\$ -	\$ -	\$ 1,314,093.98
\$ 68,389.26	\$ -	\$ -	\$ -	\$ -	\$ -	\$ 983,364.57
\$ -	\$ -	\$ -	\$ -	\$ -	\$ -	\$ -
\$ 68,389.26	\$ -	\$ -	\$ -	\$ -	\$ -	\$ 983,364.57
\$ 16,881.78	\$ -	\$ -	\$ -	\$ -	\$ -	\$ 330,729.41
\$ -	\$ -	\$ -	\$ -	\$ -	\$ -	\$ 50,130.22
\$ -	\$ -	\$ -	\$ -	\$ -	\$ -	\$ -
\$ -	\$ -	\$ -	\$ -	\$ -	\$ -	\$ 25,064.42
\$ -	\$ -	\$ -	\$ -	\$ -	\$ -	\$ 75,194.64
\$ -	\$ -	\$ -	\$ -	\$ -	\$ -	\$ -
\$ 16,881.78	\$ -	\$ -	\$ -	\$ -	\$ -	\$ 255,534.77

Schedule 6, (Continued)						
2017-2018	2016-2017	2015-2016	2014-2015	2013-2014	2012-2013	2011-2012
\$ -	\$ 47,896.27	\$ -	\$ -	\$ -	\$ -	\$ -
\$ 965,105.53	\$ 20,492.99	\$ -	\$ -	\$ -	\$ -	\$ -
\$ 965,105.53	\$ 68,389.26	\$ -	\$ -	\$ -	\$ -	\$ -
\$ 914,975.31	\$ 68,389.26	\$ -	\$ -	\$ -	\$ -	\$ -
\$ -	\$ -	\$ -	\$ -	\$ -	\$ -	\$ -
\$ -	\$ -	\$ -	\$ -	\$ -	\$ -	\$ -
\$ -	\$ -	\$ -	\$ -	\$ -	\$ -	\$ -
\$ 914,975.31	\$ 68,389.26	\$ -	\$ -	\$ -	\$ -	\$ -
\$ 50,130.22	\$ -	\$ -	\$ -	\$ -	\$ -	\$ -

Schedule 9, General Fund Investments						
INVESTED IN	Investments on Hand June 30, 2017	Since Purchased	LIQUIDATIONS		Barred by Court Order	Investments on Hand June 30, 2018
			By Collections of Cost	Amortized Premium		
	\$ -	\$ -	\$ -	\$ -	\$ -	\$ -
	\$ -	\$ -	\$ -	\$ -	\$ -	\$ -
	\$ -	\$ -	\$ -	\$ -	\$ -	\$ -
	\$ -	\$ -	\$ -	\$ -	\$ -	\$ -
	\$ -	\$ -	\$ -	\$ -	\$ -	\$ -
	\$ -	\$ -	\$ -	\$ -	\$ -	\$ -
	\$ -	\$ -	\$ -	\$ -	\$ -	\$ -
	\$ -	\$ -	\$ -	\$ -	\$ -	\$ -
	\$ -	\$ -	\$ -	\$ -	\$ -	\$ -
	\$ -	\$ -	\$ -	\$ -	\$ -	\$ -
TOTAL INVESTMENTS	\$ -	\$ -	\$ -	\$ -	\$ -	\$ -

GENERAL FUND ACCOUNTS COVERING THE PERIOD JULY 1, 2017, to JUNE 30, 2018
ESTIMATE OF NEEDS FOR 2018-2019

EXHIBIT "A"

4a

4a

Schedule 8(a), Report Of Prior Year's Expenditures				
	FISCAL YEAR ENDING JUNE 30, 2017			
DEPARTMENTS OF GOVERNMENT	RESERVES	WARRANTS	BALANCE	ORIGINAL
APPROPRIATED ACCOUNTS	6-30-2017	SINCE	LAPSED	APPROPRIATIONS
		ISSUED	APPROPRIATIONS	
01 DISTRICT ATTORNEY - STATE:				
01a Personal Services	\$ -	\$ -	\$ -	\$ -
01b Part Time Help	\$ -	\$ -	\$ -	\$ -
01c Travel	\$ -	\$ -	\$ -	\$ -
01d Maintenance and Operation	\$ -	\$ -	\$ -	\$ 1.00
01e Capital Outlay	\$ -	\$ -	\$ -	\$ 1.00
01f Intergovernmental	\$ -	\$ -	\$ -	\$ -
01g Other-	\$ -	\$ -	\$ -	\$ -
01 Total	\$ -	\$ -	\$ -	\$ 2.00
02 DISTRICT ATTORNEY - COUNTY:				
02a Personal Services	\$ -	\$ -	\$ -	\$ -
02b Part Time Help	\$ -	\$ -	\$ -	\$ -
02c Travel	\$ -	\$ -	\$ -	\$ -
02d Maintenance and Operation	\$ -	\$ -	\$ -	\$ -
02e Capital Outlay	\$ -	\$ -	\$ -	\$ -
02f Intergovernmental	\$ -	\$ -	\$ -	\$ -
02g Law Library	\$ -	\$ -	\$ -	\$ -
02h Other-	\$ -	\$ -	\$ -	\$ -
02 Total	\$ -	\$ -	\$ -	\$ -
04 COUNTY SHERIFF:				
04a Personal Services	\$ -	\$ -	\$ -	\$ 72,255.24
04b Part Time Help	\$ -	\$ -	\$ -	\$ -
04c Travel	\$ -	\$ -	\$ -	\$ -
04d Maintenance and Operation	\$ -	\$ -	\$ -	\$ -
04e Capital Outlay	\$ -	\$ -	\$ -	\$ -
04-B-4 Medical	\$ -	\$ -	\$ -	\$ 2,400.00
04-B-5A Jail Personal Service	\$ -	\$ -	\$ -	\$ 102,796.32
04-B-6 Jail Maintenance & Operations	\$ -	\$ -	\$ -	\$ 9,600.00
04-B-7 Jail Inmate Food Service	\$ -	\$ -	\$ -	\$ 96,000.00
04 Total	\$ -	\$ -	\$ -	\$ 283,051.56
06 COUNTY TREASURER:				
06a Personal Services	\$ -	\$ -	\$ -	\$ 72,255.60
06b Part Time Help	\$ -	\$ -	\$ -	\$ -
06c Travel	\$ -	\$ -	\$ -	\$ 650.00
06d Maintenance and Operation	\$ 141.95	\$ 134.65	\$ 7.30	\$ 3,000.00
06e Capital Outlay	\$ -	\$ -	\$ -	\$ 1.00
06f Intergovernmental	\$ -	\$ -	\$ -	\$ -
06g Other -	\$ -	\$ -	\$ -	\$ -
06 Total	\$ 141.95	\$ 134.65	\$ 7.30	\$ 75,906.60
08 COUNTY COMMISSIONERS:				
08a Personal Services	\$ -	\$ -	\$ -	\$ -
08b Part Time Help	\$ -	\$ -	\$ -	\$ -
08c Travel	\$ -	\$ -	\$ -	\$ -
08d Maintenance and Operation	\$ -	\$ -	\$ -	\$ -
08e Capital Outlay	\$ -	\$ -	\$ -	\$ -
08f Intergovernmental	\$ -	\$ -	\$ -	\$ -
08g Other -	\$ -	\$ -	\$ -	\$ -
08 Total	\$ -	\$ -	\$ -	\$ -

ESTIMATE OF NEEDS FOR 2018-2019

Page 4a

[illegible]

GENERAL FUND ACCOUNTS COVERING THE PERIOD JULY 1, 2017, to JUNE 30, 2018
ESTIMATE OF NEEDS FOR 2018-2019

EXHIBIT "A"

4b

EXHIBIT A				
Schedule 8(b), Report Of Prior Year's Expenditures				
	FISCAL YEAR ENDING JUNE 30, 2017			
DEPARTMENTS OF GOVERNMENT	RESERVES	WARRANTS	BALANCE	ORIGINAL
APPROPRIATED ACCOUNTS	6-30-2017	SINCE	LAPSED	APPROPRIATIONS
		ISSUED	APPROPRIATIONS	
09 COUNTY COMMISSIONERS O.S.U. EXTENSION:				
09a Personal Services	\$ -	\$ -	\$ -	\$ 4,621.00
09b Part Time Help	\$ -	\$ -	\$ -	\$ -
09c Travel	\$ 750.00	\$ 627.96	\$ 122.04	\$ 8,400.00
09d Maintenance and Operation	\$ 9,185.63	\$ 9,182.63	\$ 3.00	\$ 8,099.00
09e Capital Outlay	\$ -	\$ -	\$ -	\$ 1.00
09f Intergovernmental	\$ -	\$ -	\$ -	\$ -
09g Other -	\$ -	\$ -	\$ -	\$ -
09 Total	\$ 9,935.63	\$ 9,810.59	\$ 125.04	\$ 21,121.00
10 COUNTY CLERK:				
10a Personal Services	\$ -	\$ -	\$ -	\$ 99,072.00
10b Part Time Help	\$ -	\$ -	\$ -	\$ -
10c Travel	\$ -	\$ -	\$ -	\$ 1.00
10d Maintenance and Operation	\$ 482.09	\$ 477.61	\$ 4.48	\$ 3,600.00
10e Capital Outlay	\$ -	\$ -	\$ -	\$ 1.00
10f Intergovernmental	\$ -	\$ -	\$ -	\$ -
10g Lien Fees	\$ -	\$ -	\$ -	\$ -
010h Other -	\$ -	\$ -	\$ -	\$ -
10 Total	\$ 482.09	\$ 477.61	\$ 4.48	\$ 102,674.00
14 COURT CLERK:				
14a Personal Services	\$ -	\$ -	\$ -	\$ 73,745.04
14b Part Time Help	\$ -	\$ -	\$ -	\$ -
14c Travel	\$ -	\$ -	\$ -	\$ 1.00
14d Maintenance and Operation	\$ -	\$ -	\$ -	\$ -
14e Capital Outlay	\$ -	\$ -	\$ -	\$ 1.00
14f Intergovernmental	\$ -	\$ -	\$ -	\$ -
14g Other -	\$ -	\$ -	\$ -	\$ -
14 Total	\$ -	\$ -	\$ -	\$ 73,747.04
16 COUNTY ASSESSOR:				
16a Personal Services	\$ -	\$ -	\$ -	\$ 57,001.00
16b Part Time Help	\$ -	\$ -	\$ -	\$ -
16c Travel	\$ -	\$ -	\$ -	\$ 1.00
16d Maintenance and Operation	\$ 279.63	\$ 279.63	\$ -	\$ 2,997.00
16e Capital Outlay	\$ -	\$ -	\$ -	\$ 1.00
16f Intergovernmental	\$ -	\$ -	\$ -	\$ -
16g Other - Assessor Administration Program	\$ -	\$ -	\$ -	\$ -
16h Other -	\$ -	\$ -	\$ -	\$ -
16 Total	\$ 279.63	\$ 279.63	\$ -	\$ 60,000.00
17 REVALUATION OF REAL PROPERTY:				
17a Personal Services	\$ -	\$ -	\$ -	\$ 73,745.00
17b Part Time Help	\$ -	\$ -	\$ -	\$ 1.00
17c Travel	\$ 1,500.00	\$ 460.11	\$ 1,039.89	\$ 9,000.00
17d Maintenance and Operation	\$ 2,875.95	\$ 3,072.24	\$ (196.29)	\$ 16,600.00
17e Capital Outlay	\$ -	\$ -	\$ -	\$ 1.00
17f Intergovernmental	\$ -	\$ -	\$ -	\$ -
17g Other - Health Insurance & Workmans Comp	\$ -	\$ -	\$ -	\$ 14,426.00
17h Other - TASC	\$ -	\$ -	\$ -	\$ 8,000.00
17 Total	\$ 4,375.95	\$ 3,532.35	\$ 843.60	\$ 121,773.00

S.A.&I. Form 2631R97 Entity: Jefferson County, 34

GENERAL FUND ACCOUNTS COVERING THE PERIOD JULY 1, 2017, to JUNE 30, 2018
ESTIMATE OF NEEDS FOR 2018-2019

Page 4b

FISCAL YEAR ENDING JUNE 30, 2018						Governmental Budget Accounts	
						FISCAL YEAR 2018-2019	
SUPPLEMENTAL		NET AMOUNT	WARRANTS	RESERVES	LAPSED	NEEDS AS	APPROVED BY
ADJUSTMENTS		OF	ISSUED		BALANCE	ESTIMATED BY	COUNTY
		APPROPRIATIONS			KNOWN TO BE	GOVERNING	EXCISE BOARD
ADDED	CANCELLED				UNENCUMBERED	BOARD	
\$ -	\$ -	\$ 4,621.00	\$ 4,620.00	\$ -	\$ 1.00	\$ 4,621.00	\$ 4,621.00
\$ -	\$ -	\$ -	\$ -	\$ -	\$ -	\$ -	\$ -
\$ 800.00	\$ -	\$ 9,200.00	\$ 7,869.41	\$ 1,100.00	\$ 230.59	\$ 10,400.00	\$ 8,400.00
\$ -	\$ 800.00	\$ 7,299.00	\$ 5,118.16	\$ 1,890.73	\$ 290.11	\$ 6,099.00	\$ 8,099.00
\$ -	\$ -	\$ 1.00	\$ -	\$ -	\$ 1.00	\$ 1.00	\$ 1.00
\$ -	\$ -	\$ -	\$ -	\$ -	\$ -	\$ -	\$ -
\$ -	\$ -	\$ -	\$ -	\$ -	\$ -	\$ -	\$ -
\$ 800.00	\$ 800.00	\$ 21,121.00	\$ 17,607.57	\$ 2,990.73	\$ 522.70	\$ 21,121.00	\$ 21,121.00
\$ -	\$ -	\$ 99,072.00	\$ 98,662.26	\$ -	\$ 409.74	\$ 106,520.76	\$ 106,520.76
\$ -	\$ -	\$ -	\$ -	\$ -	\$ -	\$ -	\$ -
\$ 500.00	\$ -	\$ 501.00	\$ 457.38	\$ -	\$ 43.62	\$ 5,167.20	\$ 1.00
\$ -	\$ 500.00	\$ 3,100.00	\$ 2,712.22	\$ 375.08	\$ 12.70	\$ 3,600.00	\$ 1,800.00
\$ -	\$ -	\$ 1.00	\$ -	\$ -	\$ 1.00	\$ 1.00	\$ 1.00
\$ -	\$ -	\$ -	\$ -	\$ -	\$ -	\$ -	\$ -
\$ -	\$ -	\$ -	\$ -	\$ -	\$ -	\$ -	\$ -
\$ -	\$ -	\$ -	\$ -	\$ -	\$ -	\$ -	\$ -
\$ 500.00	\$ 500.00	\$ 102,674.00	\$ 101,831.86	\$ 375.08	\$ 467.06	\$ 115,288.96	\$ 108,322.76
\$ -	\$ -	\$ 73,745.04	\$ 73,380.36	\$ -	\$ 364.68	\$ 79,704.36	\$ 81,196.50
\$ -	\$ -	\$ -	\$ -	\$ -	\$ -	\$ 1.00	\$ -
\$ -	\$ -	\$ 1.00	\$ -	\$ -	\$ 1.00	\$ 5,167.20	\$ 1.00
\$ -	\$ -	\$ -	\$ -	\$ -	\$ -	\$ 3,002.00	\$ -
\$ -	\$ -	\$ 1.00	\$ -	\$ -	\$ 1.00	\$ 2.00	\$ 1.00
\$ -	\$ -	\$ -	\$ -	\$ -	\$ -	\$ -	\$ -
\$ -	\$ -	\$ -	\$ -	\$ -	\$ -	\$ -	\$ -
\$ -	\$ -	\$ 73,747.04	\$ 73,380.36	\$ -	\$ 366.68	\$ 87,876.56	\$ 81,198.50
\$ -	\$ 100.00	\$ 56,901.00	\$ 56,789.45	\$ -	\$ 111.55	\$ 61,081.80	\$ 62,571.60
\$ -	\$ -	\$ -	\$ -	\$ -	\$ -	\$ 1.00	\$ -
\$ 100.00	\$ -	\$ 101.00	\$ 100.00	\$ -	\$ 1.00	\$ 6,459.00	\$ 1.00
\$ -	\$ -	\$ 2,997.00	\$ 2,603.39	\$ 139.55	\$ 254.06	\$ 3,000.00	\$ 2,198.50
\$ -	\$ -	\$ 1.00	\$ -	\$ -	\$ 1.00	\$ 1.00	\$ 1.00
\$ -	\$ -	\$ -	\$ -	\$ -	\$ -	\$ -	\$ -
\$ -	\$ -	\$ -	\$ -	\$ -	\$ -	\$ 1,500.00	\$ -
\$ -	\$ -	\$ -	\$ -	\$ -	\$ -	\$ -	\$ -
\$ 100.00	\$ 100.00	\$ 60,000.00	\$ 59,492.84	\$ 139.55	\$ 367.61	\$ 72,042.80	\$ 64,772.10
\$ -	\$ -	\$ 73,745.00	\$ 67,520.36	\$ -	\$ 6,224.64	\$ 70,765.50	\$ 70,765.50
\$ -	\$ -	\$ 1.00	\$ -	\$ -	\$ 1.00	\$ 1.00	\$ 1.00
\$ -	\$ -	\$ 9,000.00	\$ 4,378.60	\$ 1,894.57	\$ 2,726.83	\$ 17,500.00	\$ 17,500.00
\$ 2,000.00	\$ -	\$ 18,600.00	\$ 16,740.27	\$ 1,363.04	\$ 496.69	\$ 14,100.00	\$ 14,100.00
\$ -	\$ -	\$ 1.00	\$ -	\$ -	\$ 1.00	\$ 1.00	\$ 1.00
\$ -	\$ -	\$ -	\$ -	\$ -	\$ -	\$ -	\$ -
\$ -	\$ 14,426.00	\$ -	\$ -	\$ -	\$ -	\$ 14,103.00	\$ 14,103.00
\$ -	\$ 2,000.00	\$ 6,000.00	\$ 4,000.00	\$ -	\$ 2,000.00	\$ 8,000.00	\$ 8,000.00
\$ 2,000.00	\$ 16,426.00	\$ 107,347.00	\$ 92,639.23	\$ 3,257.61	\$ 11,450.16	\$ 124,470.50	\$ 124,470.50

GENERAL FUND ACCOUNTS COVERING THE PERIOD JULY 1, 2017, to JUNE 30, 2018
ESTIMATE OF NEEDS FOR 2018-2019

EXHIBIT "A"

4c

Schedule 8(c), Report Of Prior Year's Expenditures				
	FISCAL YEAR ENDING JUNE 30, 2017			
DEPARTMENTS OF GOVERNMENT	RESERVES	WARRANTS	BALANCE	ORIGINAL
APPROPRIATED ACCOUNTS	6-30-2017	SINCE	LAPSED	APPROPRIATIONS
		ISSUED	APPROPRIATIONS	
18 JUVENILE SHELTER BUREAU:				
18a Personal Services	\$ -	\$ -	\$ -	\$ -
18b Part Time Help	\$ -	\$ -	\$ -	\$ -
18c Travel	\$ -	\$ -	\$ -	\$ -
18d Maintenance and Operation	\$ -	\$ -	\$ -	\$ -
18e Capital Outlay	\$ -	\$ -	\$ -	\$ -
18f Intergovernmental	\$ -	\$ -	\$ -	\$ -
18g Other -	\$ -	\$ -	\$ -	\$ -
18 Total	\$ -	\$ -	\$ -	\$ -
19 DISTRICT COURT:				
19a Personal Services	\$ -	\$ -	\$ -	\$ -
19b Part Time Help	\$ -	\$ -	\$ -	\$ -
19c Travel	\$ -	\$ -	\$ -	\$ -
19d Maintenance and Operation	\$ -	\$ -	\$ -	\$ -
19e Capital Outlay	\$ -	\$ -	\$ -	\$ -
19f Intergovernmental	\$ -	\$ -	\$ -	\$ -
19g Other -	\$ -	\$ -	\$ -	\$ -
19 Total	\$ -	\$ -	\$ -	\$ -
20 GENERAL GOVERNMENT				
20a Personal Services	\$ -	\$ -	\$ -	\$ -
20b Part Time Help	\$ -	\$ -	\$ -	\$ -
20c Travel	\$ -	\$ -	\$ -	\$ -
20d Maintenance and Operation	\$ 218.50	\$ 190.76	\$ 27.74	\$ 50,000.00
20e Capital Outlay	\$ -	\$ -	\$ -	\$ 1.00
20f Intergovernmental	\$ -	\$ -	\$ -	\$ -
20g Other - Budget Preparation	\$ -	\$ -	\$ -	\$ 2,000.00
20h Other - General Emergency Fund	\$ -	\$ -	\$ -	\$ 23,601.02
20i Other -	\$ -	\$ -	\$ -	\$ -
20j Other -	\$ -	\$ -	\$ -	\$ -
20 Total	\$ 218.50	\$ 190.76	\$ 27.74	\$ 75,602.02
21 EXCISE - EQUALIZATION BOARD:				
21a Personal Services	\$ -	\$ -	\$ -	\$ 3,500.00
21b Part Time Help	\$ -	\$ -	\$ -	\$ -
21c Travel	\$ -	\$ -	\$ -	\$ 1,000.00
21d Maintenance and Operation	\$ -	\$ -	\$ -	\$ -
21e Capital Outlay	\$ -	\$ -	\$ -	\$ -
21f Intergovernmental	\$ -	\$ -	\$ -	\$ -
21g Other - Budget Forms	\$ -	\$ -	\$ -	\$ 1.00
21 Total	\$ -	\$ -	\$ -	\$ 4,501.00
22 COUNTY ELECTION EXPENSE:				
22a Personal Services	\$ -	\$ -	\$ -	\$ 52,157.52
22b Part Time Help	\$ -	\$ -	\$ -	\$ 350.00
22c Travel	\$ -	\$ -	\$ -	\$ 600.00
22d Maintenance and Operation	\$ 639.86	\$ 640.88	\$ (1.02)	\$ 4,000.00
22e Capital Outlay	\$ -	\$ -	\$ -	\$ 1.00
22f Intergovernmental	\$ -	\$ -	\$ -	\$ -
22g Other -	\$ -	\$ -	\$ -	\$ -
22 Total	\$ 639.86	\$ 640.88	\$ (1.02)	\$ 57,108.52

ESTIMATE OF NEEDS FOR 2018-2019

Page 4c

FISCAL YEAR ENDING JUNE 30, 2018						Governmental Budget Accounts	
		NET AMOUNT	WARRANTS	RESERVES	LAPSED	NEEDS AS	APPROVED BY
		OF	ISSUED		BALANCE	ESTIMATED BY	COUNTY
ADJUSTMENTS		APPROPRIATIONS			KNOWN TO BE	GOVERNING	EXCISE BOARD
ADDED	CANCELLED				UNENCUMBERED	BOARD	
\$ -	\$ -	\$ -	\$ -	\$ -	\$ -	\$ -	\$ -
\$ -	\$ -	\$ -	\$ -	\$ -	\$ -	\$ -	\$ -
\$ -	\$ -	\$ -	\$ -	\$ -	\$ -	\$ -	\$ -
\$ -	\$ -	\$ -	\$ -	\$ -	\$ -	\$ -	\$ -
\$ -	\$ -	\$ -	\$ -	\$ -	\$ -	\$ -	\$ -
\$ -	\$ -	\$ -	\$ -	\$ -	\$ -	\$ -	\$ -
\$ -	\$ -	\$ -	\$ -	\$ -	\$ -	\$ -	\$ -
\$ -	\$ -	\$ -	\$ -	\$ -	\$ -	\$ -	\$ -
\$ -	\$ -	\$ -	\$ -	\$ -	\$ -	\$ -	\$ -
\$ -	\$ -	\$ -	\$ -	\$ -	\$ -	\$ -	\$ -
\$ -	\$ -	\$ -	\$ -	\$ -	\$ -	\$ -	\$ -
\$ -	\$ -	\$ -	\$ -	\$ -	\$ -	\$ -	\$ -
\$ -	\$ -	\$ -	\$ -	\$ -	\$ -	\$ -	\$ -
\$ -	\$ -	\$ -	\$ -	\$ -	\$ -	\$ -	\$ -
\$ -	\$ -	\$ -	\$ -	\$ -	\$ -	\$ -	\$ -
\$ -	\$ -	\$ -	\$ -	\$ -	\$ -	\$ -	\$ -
\$ -	\$ -	\$ -	\$ -	\$ -	\$ -	\$ -	\$ -
\$ -	\$ -	\$ -	\$ -	\$ -	\$ -	\$ -	\$ -
\$ -	\$ -	\$ -	\$ -	\$ -	\$ -	\$ -	\$ -
\$ -	\$ -	\$ -	\$ -	\$ -	\$ -	\$ -	\$ -
\$ -	\$ -	\$ -	\$ -	\$ -	\$ -	\$ -	\$ -
\$ -	\$ -	\$ -	\$ -	\$ -	\$ -	\$ -	\$ -
\$ -	\$ -	\$ -	\$ -	\$ -	\$ -	\$ -	\$ -
\$ -	\$ -	\$ -	\$ -	\$ -	\$ -	\$ -	\$ -
\$ -	\$ -	\$ -	\$ -	\$ -	\$ -	\$ -	\$ -
\$ -	\$ -	\$ 50,000.00	\$ 39,449.09	\$ 3,345.77	\$ 7,205.14	\$ 50,000.00	\$ 100,000.00
\$ -	\$ -	\$ 1.00	\$ -	\$ -	\$ 1.00	\$ 1.00	\$ 1.00
\$ -	\$ -	\$ -	\$ -	\$ -	\$ -	\$ -	\$ -
\$ -	\$ -	\$ 2,000.00	\$ 1,400.00	\$ -	\$ 600.00	\$ 2,000.00	\$ 2,000.00
\$ -	\$ 1,297.00	\$ 22,304.02	\$ 5,142.86	\$ -	\$ 17,161.16	\$ 20,000.00	\$ 106,189.55
\$ -	\$ -	\$ -	\$ -	\$ -	\$ -	\$ -	\$ -
\$ -	\$ -	\$ -	\$ -	\$ -	\$ -	\$ -	\$ -
\$ -	\$ 1,297.00	\$ 74,305.02	\$ 45,991.95	\$ 3,345.77	\$ 24,967.30	\$ 72,001.00	\$ 208,190.55
\$ -	\$ -	\$ 3,500.00	\$ 1,937.83	\$ -	\$ 1,562.17	\$ 3,100.00	\$ 3,500.00
\$ -	\$ -	\$ -	\$ -	\$ -	\$ -	\$ -	\$ -
\$ -	\$ -	\$ 1,000.00	\$ 689.62	\$ -	\$ 310.38	\$ 1,000.00	\$ 1,000.00
\$ -	\$ -	\$ -	\$ -	\$ -	\$ -	\$ 400.00	\$ -
\$ -	\$ -	\$ -	\$ -	\$ -	\$ -	\$ -	\$ -
\$ -	\$ -	\$ -	\$ -	\$ -	\$ -	\$ -	\$ -
\$ -	\$ -	\$ 1.00	\$ -	\$ -	\$ 1.00	\$ -	\$ 1.00
\$ -	\$ -	\$ 4,501.00	\$ 2,627.45	\$ -	\$ 1,873.55	\$ 4,500.00	\$ 4,501.00
\$ 699.53	\$ -	\$ 52,857.05	\$ 52,826.22	\$ -	\$ 30.83	\$ 58,248.53	\$ 58,468.86
\$ 3,475.13	\$ -	\$ 3,825.13	\$ 3,809.55	\$ -	\$ 15.58	\$ 748.17	\$ 350.00
\$ -	\$ 300.00	\$ 300.00	\$ 295.16	\$ -	\$ 4.84	\$ 300.80	\$ 475.00
\$ 1,100.41	\$ -	\$ 5,100.41	\$ 3,454.09	\$ 102.85	\$ 1,543.47	\$ 5,899.00	\$ 2,000.00
\$ -	\$ -	\$ 1.00	\$ -	\$ -	\$ 1.00	\$ 1.00	\$ 1.00
\$ -	\$ -	\$ -	\$ -	\$ -	\$ -	\$ -	\$ -
\$ -	\$ -	\$ -	\$ -	\$ -	\$ -	\$ -	\$ -
\$ 5,275.07	\$ 300.00	\$ 62,083.59	\$ 60,385.02	\$ 102.85	\$ 1,595.72	\$ 65,197.50	\$ 61,294.86

GENERAL FUND ACCOUNTS COVERING THE PERIOD JULY 1, 2017, to JUNE 30, 2018
ESTIMATE OF NEEDS FOR 2018-2019

EXHIBIT "A"

4d

Schedule 8(d), Report Of Prior Year's Expenditures				
DEPARTMENTS OF GOVERNMENT APPROPRIATED ACCOUNTS	FISCAL YEAR ENDING JUNE 30, 2017			
	RESERVES	WARRANTS	BALANCE	ORIGINAL
	6-30-2017	SINCE ISSUED	LAPSED APPROPRIATIONS	APPROPRIATIONS
23 INSURANCE - BENEFITS:				
23a Hospital	\$ -	\$ -	\$ -	\$ 114,339.96
23b Accident	\$ -	\$ -	\$ -	\$ -
23c Life	\$ -	\$ -	\$ -	\$ -
23d Property	\$ -	\$ -	\$ -	\$ 29,000.00
23e Workmans Compensation	\$ -	\$ -	\$ -	\$ 9,868.00
23f Unemployment	\$ 3,000.00	\$ 2,389.61	\$ 610.39	\$ 12,000.00
23g Retirement	\$ -	\$ -	\$ -	\$ -
23h Self Insured	\$ -	\$ -	\$ -	\$ -
23i FICA	\$ -	\$ -	\$ -	\$ -
23j Other -	\$ -	\$ -	\$ -	\$ -
23 Total	\$ 3,000.00	\$ 2,389.61	\$ 610.39	\$ 165,207.96
24 COUNTY PURCHASING AGENT:				
24a Personal Services	\$ -	\$ -	\$ -	\$ -
24b Part Time Help	\$ -	\$ -	\$ -	\$ -
24c Travel	\$ -	\$ -	\$ -	\$ -
24d Maintenance and Operation	\$ -	\$ -	\$ -	\$ -
24e Capital Outlay	\$ -	\$ -	\$ -	\$ -
24f Intergovernmental	\$ -	\$ -	\$ -	\$ -
24g Other -	\$ -	\$ -	\$ -	\$ -
24 Total	\$ -	\$ -	\$ -	\$ -
25 DATA PROCESSING:				
25a Personal Services	\$ -	\$ -	\$ -	\$ -
25b Part Time Help	\$ -	\$ -	\$ -	\$ -
25c Travel	\$ -	\$ -	\$ -	\$ -
25d Maintenance and Operation	\$ -	\$ -	\$ -	\$ -
25e Capital Outlay	\$ -	\$ -	\$ -	\$ -
25f Intergovernmental	\$ -	\$ -	\$ -	\$ -
25g Other -	\$ -	\$ -	\$ -	\$ -
25 Total	\$ -	\$ -	\$ -	\$ -
26 COUNTY SUPT. OF HEALTH				
26a Personal Services	\$ -	\$ -	\$ -	\$ -
26b Part Time Help	\$ -	\$ -	\$ -	\$ -
26c Travel	\$ -	\$ -	\$ -	\$ -
26d Maintenance and Operation	\$ -	\$ -	\$ -	\$ -
26e Capital Outlay	\$ -	\$ -	\$ -	\$ -
26f Intergovernmental	\$ -	\$ -	\$ -	\$ -
26g Other -	\$ -	\$ -	\$ -	\$ -
26 Total	\$ -	\$ -	\$ -	\$ -
27 WELFARE AGENCIES:				
27a Personal Services	\$ -	\$ -	\$ -	\$ -
27b Part Time Help	\$ -	\$ -	\$ -	\$ -
27c Travel	\$ -	\$ -	\$ -	\$ -
27d Maintenance and Operation	\$ -	\$ -	\$ -	\$ -
27e Capital Outlay	\$ -	\$ -	\$ -	\$ -
27f Intergovernmental	\$ -	\$ -	\$ -	\$ -
27g Other -	\$ -	\$ -	\$ -	\$ -
27 Total	\$ -	\$ -	\$ -	\$ -

ESTIMATE OF NEEDS FOR 2018-2019

Page 4d

[illegible]

GENERAL FUND ACCOUNTS COVERING THE PERIOD JULY 1, 2017, to JUNE 30, 2018
ESTIMATE OF NEEDS FOR 2018-2019

EXHIBIT "A"

4e

Schedule 8(e), Report Of Prior Year's Expenditures				
DEPARTMENTS OF GOVERNMENT APPROPRIATED ACCOUNTS	FISCAL YEAR ENDING JUNE 30, 2017			ORIGINAL APPROPRIATIONS
	RESERVES 6-30-2017	WARRANTS SINCE ISSUED	BALANCE LAPSED APPROPRIATIONS	
28 CHARITY:				
28a Personal Services	\$ -	\$ -	\$ -	\$ -
28b Part Time Help	\$ -	\$ -	\$ -	\$ -
28c Travel	\$ -	\$ -	\$ -	\$ -
28d Maintenance and Operation	\$ -	\$ -	\$ -	\$ -
28e Capital Outlay	\$ -	\$ -	\$ -	\$ -
28f Intergovernmental	\$ -	\$ -	\$ -	\$ -
28g Other -	\$ -	\$ -	\$ -	\$ -
28 Total	\$ -	\$ -	\$ -	\$ -
29 FIRE FIGHTING SERVICES:				
29a Personal Services	\$ -	\$ -	\$ -	\$ -
29b Part Time Help	\$ -	\$ -	\$ -	\$ -
29c Travel	\$ -	\$ -	\$ -	\$ -
29d Maintenance and Operation	\$ -	\$ -	\$ -	\$ 1.00
29e Capital Outlay	\$ -	\$ -	\$ -	\$ -
29f Intergovernmental	\$ -	\$ -	\$ -	\$ -
29g Equipment Lease Rentals	\$ -	\$ -	\$ -	\$ -
29h Other -	\$ -	\$ -	\$ -	\$ -
29i Other -	\$ -	\$ -	\$ -	\$ -
29 Total	\$ -	\$ -	\$ -	\$ 1.00
30 RECORDING ACCOUNT:				
30a Personal Services	\$ -	\$ -	\$ -	\$ -
30b Part Time Help	\$ -	\$ -	\$ -	\$ -
30c Travel	\$ -	\$ -	\$ -	\$ -
30d Maintenance and Operation	\$ 179.94	\$ 179.94	\$ -	\$ 3,500.00
30e Capital Outlay	\$ -	\$ -	\$ -	\$ -
30f Intergovernmental	\$ -	\$ -	\$ -	\$ -
30g Other -	\$ -	\$ -	\$ -	\$ -
30 Total	\$ 179.94	\$ 179.94	\$ -	\$ 3,500.00
31 COUNTY ENGINEER:				
31a Personal Services	\$ -	\$ -	\$ -	\$ -
31b Part Time Help	\$ -	\$ -	\$ -	\$ -
31c Travel	\$ -	\$ -	\$ -	\$ -
31d Maintenance and Operation	\$ -	\$ -	\$ -	\$ -
31e Capital Outlay	\$ -	\$ -	\$ -	\$ -
31f Intergovernmental	\$ -	\$ -	\$ -	\$ -
31g Other -	\$ -	\$ -	\$ -	\$ -
31h Other -	\$ -	\$ -	\$ -	\$ -
31 Total	\$ -	\$ -	\$ -	\$ -
32 LIBRARY:				
32a Personal Services	\$ -	\$ -	\$ -	\$ -
32b Part Time Help	\$ -	\$ -	\$ -	\$ -
32c Travel	\$ -	\$ -	\$ -	\$ -
32d Maintenance and Operation	\$ -	\$ -	\$ -	\$ -
32e Capital Outlay	\$ -	\$ -	\$ -	\$ -
32f Intergovernmental	\$ -	\$ -	\$ -	\$ -
32g Other -	\$ -	\$ -	\$ -	\$ -
32 Total	\$ -	\$ -	\$ -	\$ -

ESTIMATE OF NEEDS FOR 2018-2019

Page 4e

[illegible]

EXHIBIT "A"

4f

Schedule 8(f), Report Of Prior Year's Expenditures				
DEPARTMENTS OF GOVERNMENT APPROPRIATED ACCOUNTS	FISCAL YEAR ENDING JUNE 30, 2017			ORIGINAL APPROPRIATIONS
	RESERVES	WARRANTS	BALANCE	
	6-30-2017	SINCE ISSUED	LAPSED APPROPRIATIONS	
33 PUBLIC DEFENDER:				
33a Personal Services	\$ -	\$ -	\$ -	\$ -
33b Part Time Help	\$ -	\$ -	\$ -	\$ -
33c Travel	\$ -	\$ -	\$ -	\$ -
33d Maintenance and Operation	\$ -	\$ -	\$ -	\$ -
33e Capital Outlay	\$ -	\$ -	\$ -	\$ -
33f Intergovernmental	\$ -	\$ -	\$ -	\$ -
33g Other -	\$ -	\$ -	\$ -	\$ -
33h Other -	\$ -	\$ -	\$ -	\$ -
33 Total	\$ -	\$ -	\$ -	\$ -
34 CIVIL DEFENSE:				
34a Personal Services	\$ -	\$ -	\$ -	\$ -
34b Part Time Help	\$ -	\$ -	\$ -	\$ -
34c Travel	\$ -	\$ -	\$ -	\$ -
34d Maintenance and Operation	\$ -	\$ -	\$ -	\$ 500.00
34e Capital Outlay	\$ -	\$ -	\$ -	\$ -
34f Intergovernmental	\$ -	\$ -	\$ -	\$ -
34g Other -	\$ -	\$ -	\$ -	\$ -
34 Total	\$ -	\$ -	\$ -	\$ 500.00
36 SOLID WASTE:				
36a Personal Services	\$ -	\$ -	\$ -	\$ -
36b Part Time Help	\$ -	\$ -	\$ -	\$ -
36c Travel	\$ -	\$ -	\$ -	\$ -
36d Maintenance and Operation	\$ -	\$ -	\$ -	\$ -
36e Capital Outlay	\$ -	\$ -	\$ -	\$ -
36f Intergovernmental	\$ -	\$ -	\$ -	\$ -
36g Other -	\$ -	\$ -	\$ -	\$ -
36h Other -	\$ -	\$ -	\$ -	\$ -
36 Total	\$ -	\$ -	\$ -	\$ -
38 SOIL CONSERVATION DISTRICT:				
38a Personal Services	\$ -	\$ -	\$ -	\$ -
38b Part Time Help	\$ -	\$ -	\$ -	\$ -
38c Travel	\$ -	\$ -	\$ -	\$ -
38d Maintenance and Operation	\$ -	\$ -	\$ -	\$ -
38e Capital Outlay	\$ -	\$ -	\$ -	\$ -
38f Intergovernmental	\$ -	\$ -	\$ -	\$ -
38g Other -	\$ -	\$ -	\$ -	\$ -
38h Other -	\$ -	\$ -	\$ -	\$ -
38 Total	\$ -	\$ -	\$ -	\$ -
40 REWARD FUND:				
40a Personal Services	\$ -	\$ -	\$ -	\$ -
40b Part Time Help	\$ -	\$ -	\$ -	\$ -
40c Travel	\$ -	\$ -	\$ -	\$ -
40d Maintenance and Operation	\$ -	\$ -	\$ -	\$ -
40e Capital Outlay	\$ -	\$ -	\$ -	\$ -
40f Intergovernmental	\$ -	\$ -	\$ -	\$ -
40g Other -	\$ -	\$ -	\$ -	\$ -
40 Total	\$ -	\$ -	\$ -	\$ -

ESTIMATE OF NEEDS FOR 2018-2019

Page 4f

[illegible]

GENERAL FUND ACCOUNTS COVERING THE PERIOD JULY 1, 2017, to JUNE 30, 2018
ESTIMATE OF NEEDS FOR 2018-2019

EXHIBIT "A"

4g

Schedule 8(g), Report Of Prior Year's Expenditures				
DEPARTMENTS OF GOVERNMENT APPROPRIATED ACCOUNTS	FISCAL YEAR ENDING JUNE 30, 2017			ORIGINAL APPROPRIATIONS
	RESERVES	WARRANTS	BALANCE	
	6-30-2017	SINCE ISSUED	LAPSED APPROPRIATIONS	
60				
60a Personal Services	\$ -	\$ -	\$ -	\$ -
60b Part Time Help	\$ -	\$ -	\$ -	\$ -
60c Travel	\$ -	\$ -	\$ -	\$ -
60d Maintenance and Operation	\$ -	\$ -	\$ -	\$ -
60e Capital Outlay	\$ -	\$ -	\$ -	\$ -
60f Intergovernmental	\$ -	\$ -	\$ -	\$ -
60g Other -	\$ -	\$ -	\$ -	\$ -
60h Other -	\$ -	\$ -	\$ -	\$ -
60 Total	\$ -	\$ -	\$ -	\$ -
61				
61a Personal Services	\$ -	\$ -	\$ -	\$ -
61b Part Time Help	\$ -	\$ -	\$ -	\$ -
61c Travel	\$ -	\$ -	\$ -	\$ -
61d Maintenance and Operation	\$ -	\$ -	\$ -	\$ -
61e Capital Outlay	\$ -	\$ -	\$ -	\$ -
61f Intergovernmental	\$ -	\$ -	\$ -	\$ -
61g Other -	\$ -	\$ -	\$ -	\$ -
61h Other -	\$ -	\$ -	\$ -	\$ -
61 Total	\$ -	\$ -	\$ -	\$ -
62				
62a Personal Services	\$ -	\$ -	\$ -	\$ -
62b Part Time Help	\$ -	\$ -	\$ -	\$ -
62c Travel	\$ -	\$ -	\$ -	\$ -
62d Maintenance and Operation	\$ -	\$ -	\$ -	\$ -
62e Capital Outlay	\$ -	\$ -	\$ -	\$ -
62f Intergovernmental	\$ -	\$ -	\$ -	\$ -
62g Other -	\$ -	\$ -	\$ -	\$ -
62h Other -	\$ -	\$ -	\$ -	\$ -
62 Total	\$ -	\$ -	\$ -	\$ -
63				
63a Personal Services	\$ -	\$ -	\$ -	\$ -
63b Part Time Help	\$ -	\$ -	\$ -	\$ -
63c Travel	\$ -	\$ -	\$ -	\$ -
63d Maintenance and Operation	\$ -	\$ -	\$ -	\$ -
63e Capital Outlay	\$ -	\$ -	\$ -	\$ -
63f Intergovernmental	\$ -	\$ -	\$ -	\$ -
63g Other -	\$ -	\$ -	\$ -	\$ -
63 Total	\$ -	\$ -	\$ -	\$ -
64				
64a Personal Services	\$ -	\$ -	\$ -	\$ -
64b Part Time Help	\$ -	\$ -	\$ -	\$ -
64c Travel	\$ -	\$ -	\$ -	\$ -
64d Maintenance and Operation	\$ -	\$ -	\$ -	\$ -
64e Capital Outlay	\$ -	\$ -	\$ -	\$ -
64f Intergovernmental	\$ -	\$ -	\$ -	\$ -
64g Other -	\$ -	\$ -	\$ -	\$ -
64 Total	\$ -	\$ -	\$ -	\$ -

ESTIMATE OF NEEDS FOR 2018-2019

Page 4g

[illegible]

GENERAL FUND ACCOUNTS COVERING THE PERIOD JULY 1, 2017, to JUNE 30, 2018
ESTIMATE OF NEEDS FOR 2018-2019

EXHIBIT "A"

4b

Schedule 8(h), Report Of Prior Year's Expenditures				
DEPARTMENTS OF GOVERNMENT APPROPRIATED ACCOUNTS	FISCAL YEAR ENDING JUNE 30, 2017			ORIGINAL APPROPRIATIONS
	RESERVES	WARRANTS	BALANCE	
	6-30-2017	SINCE ISSUED	LAPSED APPROPRIATIONS	
65				
65a Personal Services	\$ -	\$ -	\$ -	\$ -
65b Part Time Help	\$ -	\$ -	\$ -	\$ -
65c Travel	\$ -	\$ -	\$ -	\$ -
65d Maintenance and Operation	\$ -	\$ -	\$ -	\$ -
65e Capital Outlay	\$ -	\$ -	\$ -	\$ -
65f Intergovernmental	\$ -	\$ -	\$ -	\$ -
65g Other -	\$ -	\$ -	\$ -	\$ -
65h Other -	\$ -	\$ -	\$ -	\$ -
65 Total	\$ -	\$ -	\$ -	\$ -
66				
66a Personal Services	\$ -	\$ -	\$ -	\$ -
66b Part Time Help	\$ -	\$ -	\$ -	\$ -
66c Travel	\$ -	\$ -	\$ -	\$ -
66d Maintenance and Operation	\$ -	\$ -	\$ -	\$ -
66e Capital Outlay	\$ -	\$ -	\$ -	\$ -
66f Intergovernmental	\$ -	\$ -	\$ -	\$ -
66g Other -	\$ -	\$ -	\$ -	\$ -
66h Other -	\$ -	\$ -	\$ -	\$ -
66 Total	\$ -	\$ -	\$ -	\$ -
67				
67a Personal Services	\$ -	\$ -	\$ -	\$ -
67b Part Time Help	\$ -	\$ -	\$ -	\$ -
67c Travel	\$ -	\$ -	\$ -	\$ -
67d Maintenance and Operation	\$ -	\$ -	\$ -	\$ -
67e Capital Outlay	\$ -	\$ -	\$ -	\$ -
67f Intergovernmental	\$ -	\$ -	\$ -	\$ -
67g Other -	\$ -	\$ -	\$ -	\$ -
67h Other -	\$ -	\$ -	\$ -	\$ -
67 Total	\$ -	\$ -	\$ -	\$ -
68				
68a Personal Services	\$ -	\$ -	\$ -	\$ -
68b Part Time Help	\$ -	\$ -	\$ -	\$ -
68c Travel	\$ -	\$ -	\$ -	\$ -
68d Maintenance and Operation	\$ -	\$ -	\$ -	\$ -
68e Capital Outlay	\$ -	\$ -	\$ -	\$ -
68f Intergovernmental	\$ -	\$ -	\$ -	\$ -
68g Other -	\$ -	\$ -	\$ -	\$ -
68 Total	\$ -	\$ -	\$ -	\$ -
69				
69a Personal Services	\$ -	\$ -	\$ -	\$ -
69b Part Time Help	\$ -	\$ -	\$ -	\$ -
69c Travel	\$ -	\$ -	\$ -	\$ -
69d Maintenance and Operation	\$ -	\$ -	\$ -	\$ -
69e Capital Outlay	\$ -	\$ -	\$ -	\$ -
69f Intergovernmental	\$ -	\$ -	\$ -	\$ -
69g Other -	\$ -	\$ -	\$ -	\$ -
69 Total	\$ -	\$ -	\$ -	\$ -

ESTIMATE OF NEEDS FOR 2018-2019

Page 4h

[illegible]

GENERAL FUND ACCOUNTS COVERING THE PERIOD JULY 1, 2017, to JUNE 30, 2018
ESTIMATE OF NEEDS FOR 2018-2019

EXHIBIT "A"

4i

Schedule 8(i), Report Of Prior Year's Expenditures				
	FISCAL YEAR ENDING JUNE 30, 2017			
DEPARTMENTS OF GOVERNMENT	RESERVES	WARRANTS	BALANCE	ORIGINAL
APPROPRIATED ACCOUNTS	6-30-2017	SINCE	LAPSED	APPROPRIATIONS
		ISSUED	APPROPRIATIONS	
80 HIGHWAY BUDGET ACCOUNT:				
80a Personal Services	\$ -	\$ -	\$ -	\$ -
80b Part Time Help	\$ -	\$ -	\$ -	\$ -
80c Travel	\$ -	\$ -	\$ -	\$ -
80d Maintenance and Operation	\$ -	\$ -	\$ -	\$ -
80e Capital Outlay	\$ -	\$ -	\$ -	\$ -
80f Intergovernmental	\$ -	\$ -	\$ -	\$ -
80g Other -	\$ -	\$ -	\$ -	\$ -
80h Other -	\$ -	\$ -	\$ -	\$ -
80j Other -	\$ -	\$ -	\$ -	\$ -
80 Total	\$ -	\$ -	\$ -	\$ -
82 COUNTY AUDIT BUDGET ACCOUNT:				
82a Salaries and Expense of Audit and Report	\$ -	\$ -	\$ -	\$ 8,000.00
82b Intergovernmental	\$ -	\$ -	\$ -	\$ -
82c Other -	\$ -	\$ -	\$ -	\$ -
82 Total	\$ -	\$ -	\$ -	\$ 8,000.00
83 COUNTY CEMETARY ACCOUNT:				
83a Personal Services	\$ -	\$ -	\$ -	\$ -
83b Part Time Help	\$ -	\$ -	\$ -	\$ -
83c Travel	\$ -	\$ -	\$ -	\$ -
83d Maintenance and Operation	\$ -	\$ -	\$ -	\$ -
83e Capital Outlay	\$ -	\$ -	\$ -	\$ -
83f Intergovernmental	\$ -	\$ -	\$ -	\$ -
83g Other -	\$ -	\$ -	\$ -	\$ -
83h Other -	\$ -	\$ -	\$ -	\$ -
83 Total	\$ -	\$ -	\$ -	\$ -
84 FREE FAIR BUDGET ACCOUNT:				
84a Personal Services	\$ -	\$ -	\$ -	\$ -
84b Part Time Help	\$ -	\$ -	\$ -	\$ -
84c Travel	\$ -	\$ -	\$ -	\$ -
84d Maintenance and Operation	\$ 2,961.43	\$ 2,856.97	\$ 104.46	\$ 6,000.00
84e Capital Outlay	\$ -	\$ -	\$ -	\$ -
84f Intergovernmental	\$ -	\$ -	\$ -	\$ -
84g Premiums and Awards	\$ -	\$ -	\$ -	\$ 500.00
84h Other -	\$ -	\$ -	\$ -	\$ -
84i Other -	\$ -	\$ -	\$ -	\$ -
84 Total	\$ 2,961.43	\$ 2,856.97	\$ 104.46	\$ 6,500.00
86 FREE FAIR IMPROVEMENT ACCOUNT:				
86a Personal Services	\$ -	\$ -	\$ -	\$ -
86b Part Time Help	\$ -	\$ -	\$ -	\$ -
86c Travel	\$ -	\$ -	\$ -	\$ -
86d Maintenance and Operation	\$ -	\$ -	\$ -	\$ -
86e Capital Outlay	\$ -	\$ -	\$ -	\$ -
86f Intergovernmental	\$ -	\$ -	\$ -	\$ -
86g Other -	\$ -	\$ -	\$ -	\$ -
86h Other -	\$ -	\$ -	\$ -	\$ -
86 Total	\$ -	\$ -	\$ -	\$ -

Page 4i

Tuesday, June 03, 2008

GENERAL FUND ACCOUNTS COVERING THE PERIOD JULY 1, 2017, to JUNE 30, 2018
ESTIMATE OF NEEDS FOR 2018-2019

EXHIBIT "A"

4j

Schedule 8(j), Report Of Prior Year's Expenditures				
	FISCAL YEAR ENDING JUNE 30, 2017			
DEPARTMENTS OF GOVERNMENT	RESERVES	WARRANTS	BALANCE	ORIGINAL
APPROPRIATED ACCOUNTS	6-30-2017	SINCE	LAPSED	APPROPRIATIONS
		ISSUED	APPROPRIATIONS	
87 LIBRARY BUDGET ACCOUNT:				
87a Personal Services	\$ -	\$ -	\$ -	\$ -
87b Part Time Help	\$ -	\$ -	\$ -	\$ -
87c Travel	\$ -	\$ -	\$ -	\$ -
87d Maintenance and Operation	\$ -	\$ -	\$ -	\$ -
87e Capital Outlay	\$ -	\$ -	\$ -	\$ -
87f Intergovernmental	\$ -	\$ -	\$ -	\$ -
87g Other -	\$ -	\$ -	\$ -	\$ -
87 Total	\$ -	\$ -	\$ -	\$ -
88 PUBLIC HEALTH BUDGET ACCOUNT:				
88a Personal Services	\$ -	\$ -	\$ -	\$ -
88b Part Time Help	\$ -	\$ -	\$ -	\$ -
88c Travel	\$ -	\$ -	\$ -	\$ -
88d Maintenance and Operation	\$ -	\$ -	\$ -	\$ -
88e Capital Outlay	\$ -	\$ -	\$ -	\$ -
88f Intergovernmental	\$ -	\$ -	\$ -	\$ -
88g Other -	\$ -	\$ -	\$ -	\$ -
88h Other -	\$ -	\$ -	\$ -	\$ -
88 Total	\$ -	\$ -	\$ -	\$ -
89 COUNTY HOSPITAL BUDGET ACCOUNT:				
89a Personal Services	\$ -	\$ -	\$ -	\$ -
89b Part Time Help	\$ -	\$ -	\$ -	\$ -
89c Travel	\$ -	\$ -	\$ -	\$ -
89d Maintenance and Operation	\$ -	\$ -	\$ -	\$ -
89e Capital Outlay	\$ -	\$ -	\$ -	\$ -
89f Intergovernmental	\$ -	\$ -	\$ -	\$ -
89g Other -	\$ -	\$ -	\$ -	\$ -
89h Other -	\$ -	\$ -	\$ -	\$ -
89 Total	\$ -	\$ -	\$ -	\$ -
90 CHILD GUIDANCE CLINIC				
90a Personal Services	\$ -	\$ -	\$ -	\$ -
90b Part Time Help	\$ -	\$ -	\$ -	\$ -
90c Travel	\$ -	\$ -	\$ -	\$ -
90d Maintenance and Operation	\$ -	\$ -	\$ -	\$ -
90e Capital Outlay	\$ -	\$ -	\$ -	\$ -
90f Intergovernmental	\$ -	\$ -	\$ -	\$ -
90g Other -	\$ -	\$ -	\$ -	\$ -
90 Total	\$ -	\$ -	\$ -	\$ -
91 TICK ERADICATION ACCOUNT:				
91a Personal Services	\$ -	\$ -	\$ -	\$ -
91b Part Time Help	\$ -	\$ -	\$ -	\$ -
91c Travel	\$ -	\$ -	\$ -	\$ -
91d Maintenance and Operation	\$ -	\$ -	\$ -	\$ -
91e Capital Outlay	\$ -	\$ -	\$ -	\$ -
91f Intergovernmental	\$ -	\$ -	\$ -	\$ -
91g Other -	\$ -	\$ -	\$ -	\$ -
91h Other -	\$ -	\$ -	\$ -	\$ -
91 Total	\$ -	\$ -	\$ -	\$ -

ESTIMATE OF NEEDS FOR 2018-2019

Page 4j

[illegible]

GENERAL FUND ACCOUNTS COVERING THE PERIOD JULY 1, 2017, to JUNE 30, 2018
ESTIMATE OF NEEDS FOR 2018-2019

EXHIBIT "A"

4k

Schedule 8(k), Report Of Prior Year's Expenditures				
DEPARTMENTS OF GOVERNMENT APPROPRIATED ACCOUNTS	FISCAL YEAR ENDING JUNE 30, 2017			ORIGINAL APPROPRIATIONS
	RESERVES	WARRANTS	BALANCE	
	6-30-2017	SINCE ISSUED	LAPSED APPROPRIATIONS	
92 BUILDING MAINTENANCE ACCOUNT:				
92a Personal Services	\$ -	\$ -	\$ -	\$ -
92b Part Time Help	\$ -	\$ -	\$ -	\$ -
92c Travel	\$ -	\$ -	\$ -	\$ -
92d Maintenance and Operation	\$ -	\$ -	\$ -	\$ -
92e Capital Outlay	\$ -	\$ -	\$ -	\$ -
92f Intergovernmental	\$ -	\$ -	\$ -	\$ -
92g Other -	\$ -	\$ -	\$ -	\$ -
92h Other -	\$ -	\$ -	\$ -	\$ -
92j Other -	\$ -	\$ -	\$ -	\$ -
92 Total	\$ -	\$ -	\$ -	\$ -
93				
93a Personal Services	\$ -	\$ -	\$ -	\$ -
93b Part Time Help	\$ -	\$ -	\$ -	\$ -
93c Travel	\$ -	\$ -	\$ -	\$ -
93d Maintenance and Operation	\$ -	\$ -	\$ -	\$ -
93e Capital Outlay	\$ -	\$ -	\$ -	\$ -
93f Intergovernmental	\$ -	\$ -	\$ -	\$ -
93g Other -	\$ -	\$ -	\$ -	\$ -
93h Other -	\$ -	\$ -	\$ -	\$ -
93 Total	\$ -	\$ -	\$ -	\$ -
94				
94a Personal Services	\$ -	\$ -	\$ -	\$ -
94b Part Time Help	\$ -	\$ -	\$ -	\$ -
94c Travel	\$ -	\$ -	\$ -	\$ -
94d Maintenance and Operation	\$ -	\$ -	\$ -	\$ -
94e Capital Outlay	\$ -	\$ -	\$ -	\$ -
94f Intergovernmental	\$ -	\$ -	\$ -	\$ -
94g Other -	\$ -	\$ -	\$ -	\$ -
94h Other -	\$ -	\$ -	\$ -	\$ -
94 Total	\$ -	\$ -	\$ -	\$ -
98 OTHER USE:				
98a Other Deductions	\$ -	\$ -	\$ -	\$ -
98 Total	\$ -	\$ -	\$ -	\$ -
TOTAL GENERAL FUND ACCOUNT	\$ 22,214.98	\$ 20,492.99	\$ 1,721.99	\$ 1,059,195.70
SUBJECT TO WARRANT ISSUE:				
99 Provision for Interest on Warrants	\$ -	\$ -	\$ -	\$ -
GRAND TOTAL GENERAL FUND	\$ 22,214.98	\$ 20,492.99	\$ 1,721.99	\$ 1,059,195.70

ESTIMATE OF NEEDS FOR THE FISCAL YEAR
PURPOSE:
Current Expense
Pro rata share of County Assessor's Budget as determined by County Excise Board
(This amount is included in the appropriated account "17 Revaluation of Real Property".)
GRAND TOTAL - General Fund

Page 4k

	Estimate of	Approved by
	Needs by	County
	Governing Board	Excise Board
	\$ 1,629,744.54	\$ 1,249,139.39
	\$ -	\$ -
	\$ 1,629,744.54	\$ 1,249,139.39

HIGHWAY FUND ACCOUNTS COVERING THE PERIOD JULY 1, 2017, to JUNE 30, 2018
ESTIMATE OF NEEDS FOR 2018-2019

EXHIBIT "D"

1

Schedule 1, Current Balance Sheet - June 30, 2018	
	Amount
ASSETS:	
Cash Balance June 30, 2018	\$ 1,569,294.29
Investments	\$ -
TOTAL ASSETS	\$ 1,569,294.29
LIABILITIES AND RESERVES:	
Warrants Outstanding	\$ 58,195.05
Reserve for Interest on Warrants	\$ -
Reserves From Schedule 8	\$ 58,328.51
TOTAL LIABILITIES AND RESERVES	\$ 116,523.56
CASH FUND BALANCE JUNE 30, 2018	\$ 1,452,770.73
TOTAL LIABILITIES, RESERVES AND CASH FUND BALANCE	\$ 1,569,294.29

Schedule 5, Expenditures Highway Fund Cash Accounts of Current and All Prior Years	
CURRENT AND ALL PRIOR YEARS	2017-2018
Cash Balance Reported to Excise Board 6-30-2017	\$ -
Cash Fund Balance Transferred Out	\$ -
Cash Fund Balance Transferred In	\$ 1,582,833.05
Adjusted Cash Balance	\$ 1,582,833.05
Miscellaneous Revenue (Schedule 4)	\$ 1,912,280.49
Cash Fund Balance Forward From Preceding Year	\$ 16,168.22
Prior Expenditures Recovered	\$ -
TOTAL RECEIPTS	\$ 1,928,448.71
TOTAL RECEIPTS AND BALANCE	\$ 3,511,281.76
Warrants of Year in Caption	\$ 1,941,987.47
Interest Paid Thereon	\$ -
TOTAL DISBURSEMENTS	\$ 1,941,987.47
CASH BALANCE JUNE 30, 2018	\$ 1,569,294.29
Reserve for Warrants Outstanding	\$ 58,195.05
Reserve for Interest on Warrants	\$ -
Reserves From Schedule 8	\$ 58,328.51
TOTAL LIABILITIES AND RESERVE	\$ 116,523.56
DEFICIT: (Red Figure)	\$ -
CASH BALANCE FORWARD TO SUCCEEDING YEAR	\$ 1,452,770.73

Schedule 6, General Fund Warrant Account of Current and All Prior Years	
CURRENT AND ALL PRIOR YEARS	TOTAL
Warrants Outstanding 6-30-2017 of Year in Caption	\$ 46,164.37
Warrants Registered During Year	\$ 2,038,117.38
TOTAL	\$ 2,084,281.75
Warrants Paid During Year	\$ 2,026,086.70
Warrants Converted to Bonds or Judgements	\$ -
Warrants Cancelled	\$ -
Warrants Estopped by Statute	\$ -
TOTAL WARRANTS RETIRED	\$ 2,026,086.70
BALANCE WARRANTS OUTSTANDING JUNE 30, 2018	\$ 58,195.05

HIGHWAY FUND ACCOUNTS COVERING THE PERIOD JULY 1, 2017, to JUNE 30, 2018
ESTIMATE OF NEEDS FOR 2018-2019

Page 1

Schedule 2, Revenue and Requirements - 2018-2019		
	Detail	Total
REVENUE:		
Cash Balance June 30, 2017	\$ 1,582,833.05	
Cash Fund Balance Transferred From Prior Years	\$ 16,168.22	
Miscellaneous Revenue Apportioned	\$ 1,912,280.49	
TOTAL REVENUE		\$ 3,511,281.76
REQUIREMENTS:		
Claims Paid by Warrants Issued & Transfer Fees Apportioned	\$ 2,000,182.52	
Reserves From Schedule 8	\$ 58,328.51	
Interest Paid on Warrants	\$ -	
Reserve for Interest on Warrants	\$ -	
TOTAL REQUIREMENTS		\$ 2,058,511.03
ADD: CASH FUND BALANCE AS PER BALANCE SHEET 6-30-2018		\$ 1,452,770.73
TOTAL REQUIREMENTS AND CASH FUND BALANCE		\$ 3,511,281.76

Schedule 5, (Continued)						
2016-2017	2015-2016	2014-2015	2013-2014	2012-2013	2011-2012	TOTAL
\$ 1,683,100.50	\$ -	\$ -	\$ -	\$ -	\$ -	\$ 1,683,100.50
\$ 1,582,833.05	\$ -	\$ -	\$ -	\$ -	\$ -	\$ 1,582,833.05
\$ -	\$ -	\$ -	\$ -	\$ -	\$ -	\$ 1,582,833.05
\$ 100,267.45	\$ -	\$ -	\$ -	\$ -	\$ -	\$ 1,683,100.50
\$ -	\$ -	\$ -	\$ -	\$ -	\$ -	\$ 1,912,280.49
\$ -	\$ -	\$ -	\$ -	\$ -	\$ -	\$ 16,168.22
\$ -	\$ -	\$ -	\$ -	\$ -	\$ -	\$ -
\$ -	\$ -	\$ -	\$ -	\$ -	\$ -	\$ 1,928,448.71
\$ 100,267.45	\$ -	\$ -	\$ -	\$ -	\$ -	\$ 3,611,549.21
\$ 84,099.23	\$ -	\$ -	\$ -	\$ -	\$ -	\$ 2,026,086.70
\$ -	\$ -	\$ -	\$ -	\$ -	\$ -	\$ -
\$ 84,099.23	\$ -	\$ -	\$ -	\$ -	\$ -	\$ 2,026,086.70
\$ 16,168.22	\$ -	\$ -	\$ -	\$ -	\$ -	\$ 1,585,462.51
\$ -	\$ -	\$ -	\$ -	\$ -	\$ -	\$ 58,195.05
\$ -	\$ -	\$ -	\$ -	\$ -	\$ -	\$ -
\$ -	\$ -	\$ -	\$ -	\$ -	\$ -	\$ 58,328.51
\$ -	\$ -	\$ -	\$ -	\$ -	\$ -	\$ 116,523.56
\$ -	\$ -	\$ -	\$ -	\$ -	\$ -	\$ -
\$ 16,168.22	\$ -	\$ -	\$ -	\$ -	\$ -	\$ 1,468,938.95

Schedule 6, (Continued)						
2017-2018	2016-2017	2015-2016	2014-2015	2013-2014	2012-2013	2011-2012
\$ -	\$ 46,164.37	\$ -	\$ -	\$ -	\$ -	\$ -
\$ 2,000,182.52	\$ 87,934.86	\$ -	\$ -	\$ -	\$ -	\$ -
\$ 2,000,182.52	\$ 84,099.23	\$ -	\$ -	\$ -	\$ -	\$ -
\$ 1,941,987.47	\$ 84,099.23	\$ -	\$ -	\$ -	\$ -	\$ -
\$ -	\$ -	\$ -	\$ -	\$ -	\$ -	\$ -
\$ -	\$ -	\$ -	\$ -	\$ -	\$ -	\$ -
\$ -	\$ -	\$ -	\$ -	\$ -	\$ -	\$ -
\$ 1,941,987.47	\$ 84,099.23	\$ -	\$ -	\$ -	\$ -	\$ -
\$ 58,195.05	\$ -	\$ -	\$ -	\$ -	\$ -	\$ -

HIGHWAY FUND ACCOUNTS COVERING THE PERIOD JULY 1, 2017, to JUNE 30, 2018
ESTIMATE OF NEEDS FOR 2018-2019

EXHIBIT "D"

2a

Schedule 4, Miscellaneous Revenue		
SOURCE	2017-2018 ACCOUNT	
	AMOUNT	ACTUALLY
	ESTIMATED	COLLECTED
1000 CHARGES FOR SERVICES		
1116 County Engineer Fees	\$ -	\$ -
1118 Other -	\$ -	\$ -
1119 Other -	\$ -	\$ -
1120 Other -	\$ -	\$ -
Total Charges For Services	\$ -	\$ -
INTERGOVERNMENTAL REVENUES:		
2000 INTERGOVERNMENTAL REVENUES - LOCAL SOURCES:		
2118 O.S.U. Extension Reimbursement	\$ -	\$ -
2121 Highway Budget Account Miscellaneous	\$ -	\$ -
2122 Local Participation (Project)	\$ -	\$ -
2123 Other -	\$ -	\$ -
2124 Other -	\$ -	\$ -
Total - Local Sources	\$ -	\$ -
3000 INTERGOVERNMENTAL REVENUES - STATE SOURCES:		
3120 County Sales Tax - OTC	\$ -	\$ -
3121 OTC- (0912) Gross Production Tax For Roads - Unrestricted	\$ -	\$ 105,556.73
3122 OTC- (1212) Diesel Fuel T68 Sec 500.7 4B For Roads - Unrestricted	\$ -	\$ -
3123 OTC- (2012) Diesel Fuel T68 Sec 500.7 4D For Roads - Unrestricted	\$ -	\$ -
3124 OTC- (1612) Diesel Fuel - Restricted Road Maintenance - Primary	\$ -	\$ -
3125 OTC- (1112) Diesel Fuel T68 Sec 500.7 4C For Roads - Restricted	\$ -	\$ -
3126 OTC- (1012) Diesel Fuel T68 Sec 500.7 4A For Roads - Unrestricted	\$ -	\$ 289,012.26
3127 OTC- (0312) Gas Excise T68 Sec 500.6 4D For Roads - Unrestricted	\$ -	\$ -
3128 OTC- (1412) Gas Excise T68 Sec 500.6 4B For Roads - Unrestricted	\$ -	\$ -
3129 OTC- (2112) Gas Excise T68 Sec 500.6 4E For Roads - Unrestricted	\$ -	\$ -
3130 OTC- (1712) Gas Excise - Restricted Road Maintenance - Primary	\$ -	\$ -
3131 OTC- (0212) Gas Excise T68 Sec 500.6 4C For Roads - Restricted	\$ -	\$ -
3132 OTC- (0112) Gas Excise T68 Sec 500.6 4A For Roads - Unrestricted	\$ -	\$ -
3133 OTC- (0612) Special Fuel Use Tax 1/2¢ For Roads - Unrestricted	\$ -	\$ -
3134 OTC- (0712) Special Fuel .06¢ HB1061 For Roads -Unrestricted	\$ -	\$ -
3135 OTC- (0512) Special Fuel Tax 1¢ HB549 For Roads - Unrestricted	\$ -	\$ -
3136 OTC- (COR) Special Fuel 1/2¢ HB1450 For Roads - Unrestricted	\$ -	\$ -
3137 OTC- (1912) Special Fuel-Restricted Road Maintenance - Primary	\$ -	\$ -
3138 OTC- (0412) Special Fuel Use Tax .065¢ For Roads - Unrestricted	\$ -	\$ -
3139 OTC- (0812) Motor Vehicle Collections For Roads - Unrestricted	\$ -	\$ 728,314.02
3140 OTC- (1812) Motor Vehicle Collections / County Roads - Restricted	\$ -	\$ 126,315.60
3141 OTC- (1312) Motor Vehicle Collections / Roads CRIF - Unrestricted	\$ -	\$ 151,461.95
3142 OTC- () Other - Special Fuel	\$ -	\$ 10.44
3143 OTC- () Other -	\$ -	\$ 353,098.40
3143 OTC- () Other -	\$ -	\$ -
Sub-Total - OTC	\$ -	\$ 1,783,775.43
3219 State Grants	\$ -	\$ -
3221 Civil Defense Reimbursement	\$ -	\$ -
3222 Emergency Management Reimbursement	\$ -	\$ -
3224 Tick Et Total Miscellaneous Revenue	\$ -	\$ -
3226 State Participation (Project)	\$ -	\$ -
3227 Other -	\$ -	\$ -
3228 Other -	\$ -	\$ -
Total State Sources	\$ -	\$ 1,783,775.43

Continued on page 2b

Wednesday, September 05, 2018

HIGHWAY FUND ACCOUNTS COVERING THE PERIOD JULY 1, 2017, to JUNE 30, 2018
ESTIMATE OF NEEDS FOR 2018-2019

Page 2a

2017-2018 ACCOUNT OVER (UNDER)	BASIS AND LIMIT OF ENSUING ESTIMATE	2018-2019 ACCOUNT		
		CHARGEABLE INCOME	ESTIMATED BY GOVERNING BOARD	APPROVED BY EXCISE BOARD
\$ -	90.00%	\$ -	\$ -	\$ -
\$ -	90.00%	\$ -	\$ -	\$ -
\$ -	90.00%	\$ -	\$ -	\$ -
\$ -	90.00%	\$ -	\$ -	\$ -
\$ -		\$ -	\$ -	\$ -
\$ -	90.00%	\$ -	\$ -	\$ -
\$ -	90.00%	\$ -	\$ -	\$ -
\$ -	90.00%	\$ -	\$ -	\$ -
\$ -	90.00%	\$ -	\$ -	\$ -
\$ -	90.00%	\$ -	\$ -	\$ -
\$ -		\$ -	\$ -	\$ -
\$ -	90.00%	\$ -	\$ -	\$ -
\$ 105,556.73	0.00%	\$ -	\$ -	\$ -
\$ -	90.00%	\$ -	\$ -	\$ -
\$ -	90.00%	\$ -	\$ -	\$ -
\$ -	90.00%	\$ -	\$ -	\$ -
\$ -	90.00%	\$ -	\$ -	\$ -
\$ 289,018.26	0.00%	\$ -	\$ -	\$ -
\$ -	90.00%	\$ -	\$ -	\$ -
\$ -	90.00%	\$ -	\$ -	\$ -
\$ -	90.00%	\$ -	\$ -	\$ -
\$ -	90.00%	\$ -	\$ -	\$ -
\$ -	90.00%	\$ -	\$ -	\$ -
\$ -	90.00%	\$ -	\$ -	\$ -
\$ -	90.00%	\$ -	\$ -	\$ -
\$ -	90.00%	\$ -	\$ -	\$ -
\$ -	90.00%	\$ -	\$ -	\$ -
\$ -	90.00%	\$ -	\$ -	\$ -
\$ -	90.00%	\$ -	\$ -	\$ -
\$ -	90.00%	\$ -	\$ -	\$ -
\$ -	90.00%	\$ -	\$ -	\$ -
\$ -	90.00%	\$ -	\$ -	\$ -
\$ -	90.00%	\$ -	\$ -	\$ -
\$ 728,314.02	0.00%	\$ -	\$ -	\$ -
\$ 126,315.60	0.00%	\$ -	\$ -	\$ -
\$ 181,461.98	0.00%	\$ -	\$ -	\$ -
\$ 10.44	0.00%	\$ -	\$ -	\$ -
\$ 353,098.40	0.00%	\$ -	\$ -	\$ -
\$ -	90.00%	\$ -	\$ -	\$ -
\$ 1,783,775.43		\$ -	\$ -	\$ -
\$ -	90.00%	\$ -	\$ -	\$ -
\$ -	90.00%	\$ -	\$ -	\$ -
\$ -	90.00%	\$ -	\$ -	\$ -
\$ -	90.00%	\$ -	\$ -	\$ -
\$ -	90.00%	\$ -	\$ -	\$ -
\$ -	90.00%	\$ -	\$ -	\$ -
\$ -	90.00%	\$ -	\$ -	\$ -
\$ 1,783,775.43		\$ -	\$ -	\$ -

HIGHWAY FUND ACCOUNTS COVERING THE PERIOD JULY 1, 2017, to JUNE 30, 2018
ESTIMATE OF NEEDS FOR 2018-2019

EXHIBIT "D"

2b

Schedule 4, Miscellaneous Revenue

SOURCE	2017-2018 ACCOUNT	
	AMOUNT	ACTUALLY
	ESTIMATED	COLLECTED
Continued from page 2a		
4000 INTERGOVERNMENTAL REVENUES - FEDERAL SOURCES:		
4112 Federal Grants	\$ -	\$ -
4113 J.T.P.A. Salary Reimbursement	\$ -	\$ -
4114 Federal Emergency Management Agency (FEMA)	\$ -	\$ -
4115 Federal Participation (Project)	\$ -	\$ -
4116 Other -	\$ -	\$ -
4117 Other -	\$ -	\$ -
Total Federal Sources	\$ -	\$ -
Grand Total Intergovernmental Revenues	\$ -	\$ 1,783,775.43
5000 MISCELLANEOUS REVENUE:		
5111 Interest on Investments	\$ -	\$ 351.34
5112 Rental or Lease of County Property	\$ -	\$ -
5113 Sale of County Property	\$ -	\$ -
5114 Royalty	\$ -	\$ -
5116 Insurance Recoveries	\$ -	\$ -
5117 Insurance Reimbursement	\$ -	\$ -
5126 Vending Machine Commissions	\$ -	\$ -
5127 Other Concessions	\$ -	\$ -
5129 Refunds and Reimbursements	\$ -	\$ -
5130 Other -	\$ -	\$ 123,117.23
5131 Other - Transfer	\$ -	\$ 5,036.49
Total Miscellaneous Revenue	\$ -	\$ 128,505.06
6000 NON-REVENUE RECEIPTS:		
6111 Contributions from Other Funds	\$ -	\$ -
Grand Total Highway Fund	\$ -	\$ 1,912,280.49

Schedule 9, Highway Fund Investments

INVESTED IN	Investments on Hand June 30, 2017	Since Purchased	LIQUIDATIONS		Barred by Court Order	Investments on Hand June 30, 2018
			By Collections of Cost	Amortized Premium		
	\$ -	\$ -	\$ -	\$ -	\$ -	\$ -
	\$ -	\$ -	\$ -	\$ -	\$ -	\$ -
	\$ -	\$ -	\$ -	\$ -	\$ -	\$ -
	\$ -	\$ -	\$ -	\$ -	\$ -	\$ -
	\$ -	\$ -	\$ -	\$ -	\$ -	\$ -
	\$ -	\$ -	\$ -	\$ -	\$ -	\$ -
	\$ -	\$ -	\$ -	\$ -	\$ -	\$ -
	\$ -	\$ -	\$ -	\$ -	\$ -	\$ -
	\$ -	\$ -	\$ -	\$ -	\$ -	\$ -
	\$ -	\$ -	\$ -	\$ -	\$ -	\$ -
TOTAL INVESTMENTS	\$ -	\$ -	\$ -	\$ -	\$ -	\$ -

HIGHWAY FUND ACCOUNTS COVERING THE PERIOD JULY 1, 2017, to JUNE 30, 2018
ESTIMATE OF NEEDS FOR 2018-2019

Page 2b

2017-2018 ACCOUNT OVER (UNDER)	BASIS AND LIMIT OF ENSUING ESTIMATE	2018-2019 ACCOUNT		
		CHARGEABLE INCOME	ESTIMATED BY GOVERNING BOARD	APPROVED BY EXCISE BOARD
\$ -	90.00%	\$ -	\$ -	\$ -
\$ -	90.00%	\$ -	\$ -	\$ -
\$ -	90.00%	\$ -	\$ -	\$ -
\$ -	90.00%	\$ -	\$ -	\$ -
\$ -	90.00%	\$ -	\$ -	\$ -
\$ -	90.00%	\$ -	\$ -	\$ -
\$ -		\$ -	\$ -	\$ -
\$ 1,783,775.43		\$ -	\$ -	\$ -
\$ 351.34	0.00%	\$ -	\$ -	\$ -
\$ -	90.00%	\$ -	\$ -	\$ -
\$ -	90.00%	\$ -	\$ -	\$ -
\$ -	90.00%	\$ -	\$ -	\$ -
\$ -	90.00%	\$ -	\$ -	\$ -
\$ -	90.00%	\$ -	\$ -	\$ -
\$ -	90.00%	\$ -	\$ -	\$ -
\$ -	90.00%	\$ -	\$ -	\$ -
\$ -	90.00%	\$ -	\$ -	\$ -
\$ 123,117.23	0.00%	\$ -	\$ -	\$ -
\$ 5,036.49	0.00%	\$ -	\$ -	\$ -
\$ 128,505.06		\$ -	\$ -	\$ -
\$ -	90.00%	\$ -	\$ -	\$ -
\$ 1,912,280.49		\$ -	\$ -	\$ -

HIGHWAY FUND ACCOUNTS COVERING THE PERIOD JULY 1, 2017, to JUNE 30, 2018
ESTIMATE OF NEEDS FOR 2018-2019

EXHIBIT "D"

3a

Schedule 8(a), Report Of Prior Year's Expenditures

DEPARTMENTS OF GOVERNMENT APPROPRIATED ACCOUNTS	FISCAL YEAR ENDING JUNE 30, 2017			ORIGINAL APPROPRIATIONS
	RESERVES	WARRANTS	BALANCE	
	6-30-2017	SINCE	LAPSED	
		ISSUED	APPROPRIATIONS	
87 GENERAL GOVERNMENT ACCOUNT:				
87a Personal Services	\$ -	\$ -	\$ -	\$ -
87b Part Time Help	\$ -	\$ -	\$ -	\$ -
87c Travel	\$ -	\$ -	\$ -	\$ -
87d Maintenance and Operation	\$ -	\$ -	\$ -	\$ -
87e Capital Outlay	\$ -	\$ -	\$ -	\$ -
87f Intergovernmental	\$ -	\$ -	\$ -	\$ -
87g Other -	\$ -	\$ -	\$ -	\$ -
87 Total	\$ -	\$ -	\$ -	\$ -
88 PURCHASING ACCOUNT:				
88a Personal Services	\$ -	\$ -	\$ -	\$ -
88b Part Time Help	\$ -	\$ -	\$ -	\$ -
88c Travel	\$ -	\$ -	\$ -	\$ -
88d Maintenance and Operation	\$ -	\$ -	\$ -	\$ -
88e Capital Outlay	\$ -	\$ -	\$ -	\$ -
88f Intergovernmental	\$ -	\$ -	\$ -	\$ -
88g Other -	\$ -	\$ -	\$ -	\$ -
88h Other -	\$ -	\$ -	\$ -	\$ -
88 Total	\$ -	\$ -	\$ -	\$ -
89 LOCAL PROJECTS HIGHWAY BUDGET ACCOUNT:				
89a Personal Services	\$ -	\$ -	\$ -	\$ -
89b Part Time Help	\$ -	\$ -	\$ -	\$ -
89c Travel	\$ -	\$ -	\$ -	\$ -
89d Maintenance and Operation	\$ -	\$ -	\$ -	\$ -
89e Capital Outlay	\$ -	\$ -	\$ -	\$ -
89f Intergovernmental	\$ -	\$ -	\$ -	\$ -
89g Other -	\$ -	\$ -	\$ -	\$ -
89h Other -	\$ -	\$ -	\$ -	\$ -
89 Total	\$ -	\$ -	\$ -	\$ -
90 FEMA HIGHWAY BUDGET ACCOUNT:				
90a Personal Services	\$ -	\$ -	\$ -	\$ -
90b Part Time Help	\$ -	\$ -	\$ -	\$ -
90c Travel	\$ -	\$ -	\$ -	\$ -
90d Maintenance and Operation	\$ -	\$ -	\$ -	\$ -
90e Capital Outlay	\$ -	\$ -	\$ -	\$ -
90f Intergovernmental	\$ -	\$ -	\$ -	\$ -
90g Other -	\$ -	\$ -	\$ -	\$ -
90 Total	\$ -	\$ -	\$ -	\$ -
91 OTHER HIGHWAY BUDGET ACCOUNT:				
91a Personal Services	\$ -	\$ -	\$ -	\$ -
91b Part Time Help	\$ -	\$ -	\$ -	\$ -
91c Travel	\$ -	\$ -	\$ -	\$ -
91d Maintenance and Operation	\$ -	\$ -	\$ -	\$ -
91e Capital Outlay	\$ -	\$ -	\$ -	\$ -
91f Intergovernmental	\$ -	\$ -	\$ -	\$ -
91g Other -	\$ -	\$ -	\$ -	\$ -
91h Other -	\$ -	\$ -	\$ -	\$ -
91 Total	\$ -	\$ -	\$ -	\$ -

ESTIMATE OF NEEDS FOR 2018-2019

Page 3a

[illegible]

HIGHWAY FUND ACCOUNTS COVERING THE PERIOD JULY 1, 2017, to JUNE 30, 2018
ESTIMATE OF NEEDS FOR 2018-2019

EXHIBIT "D"

3b

Schedule 8(b), Report Of Prior Year's Expenditures				
	FISCAL YEAR ENDING JUNE 30, 2017			
DEPARTMENTS OF GOVERNMENT	RESERVES	WARRANTS	BALANCE	ORIGINAL
APPROPRIATED ACCOUNTS	6-30-2017	SINCE	LAPSED	APPROPRIATIONS
		ISSUED	APPROPRIATIONS	
92 UNRESTRICTED HIGHWAY BUDGET ACCOUNT:				
92a Personal Services	\$ -	\$ -	\$ -	\$ 1,012,153.24
92b Part Time Help	\$ -	\$ -	\$ -	\$ -
92c Travel	\$ 1,490.97	\$ 1,066.22	\$ 433.75	\$ 60,202.13
92d Maintenance and Operation	\$ 19,003.11	\$ 15,838.36	\$ 3,164.75	\$ 683,663.25
92e Capital Outlay	\$ -	\$ -	\$ -	\$ 405,848.13
92f Intergovernmental	\$ -	\$ -	\$ -	\$ -
92g Machinery and Equipment Lease Rental	\$ -	\$ -	\$ -	\$ 360,393.62
92h Other - Workers' Compensation	\$ -	\$ -	\$ -	\$ 229,884.88
92j Other - Highway Oil	\$ -	\$ -	\$ -	\$ 21,570.48
92 Total	\$ 20,503.08	\$ 16,904.58	\$ 3,598.50	\$ 2,773,715.73
93 RESTRICTED HIGHWAY BUDGET ACCOUNT:				
93a Personal Services	\$ -	\$ -	\$ -	\$ -
93b Part Time Help	\$ -	\$ -	\$ -	\$ -
93c Travel	\$ -	\$ -	\$ -	\$ -
93d Maintenance and Operation	\$ -	\$ -	\$ -	\$ -
93e Capital Outlay	\$ -	\$ -	\$ -	\$ -
93f Intergovernmental	\$ -	\$ -	\$ -	\$ -
93g Other - FEMA	\$ -	\$ -	\$ -	\$ 5,484.44
93h Other -	\$ -	\$ -	\$ -	\$ -
93 Total	\$ -	\$ -	\$ -	\$ 5,484.44
94 PRIMARY ROADS HIGHWAY BUDGET ACCOUNT:				
94a Personal Services	\$ -	\$ -	\$ -	\$ -
94b Part Time Help	\$ -	\$ -	\$ -	\$ -
94c Travel	\$ -	\$ -	\$ -	\$ -
94d Maintenance and Operation	\$ -	\$ -	\$ -	\$ -
94e Capital Outlay	\$ -	\$ -	\$ -	\$ -
94f Other - Highway Donation Fund	\$ -	\$ -	\$ -	\$ 7,204.36
94g Other - Highway Bridge & Road	\$ 33,600.00	\$ 21,030.28	\$ 12,569.72	\$ 530,390.61
94h Other - Highway Bridge	\$ -	\$ -	\$ -	\$ 23,944.93
94 Total	\$ 33,600.00	\$ 21,030.28	\$ 12,569.72	\$ 561,539.90
98 OTHER USE:				
98a Other Deductions	\$ -	\$ -	\$ -	\$ -
98 Total	\$ -	\$ -	\$ -	\$ -
TOTAL HIGHWAY FUND ACCOUNT				
	\$ 54,103.08	\$ 37,934.86	\$ 16,168.22	\$ 3,340,740.07
SUBJECT TO WARRANT ISSUE:				
99 Provision for Interest on Warrants	\$ -	\$ -	\$ -	\$ -
GRAND TOTAL HIGHWAY FUND	\$ 54,103.08	\$ 37,934.86	\$ 16,168.22	\$ 3,340,740.07

ESTIMATE OF NEEDS FOR THE FISCAL YEAR
PURPOSE:
Current Expense
Highway Funds are appropriated monthly. Funds cannot be encumbered until appropriations are made.
The "Governmental Budget Accounts" for Fiscal Year 2018-2019, are presented for financial forecasting purposes only!
GRAND TOTAL - CO-OP FUND

HIGHWAY FUND ACCOUNTS COVERING THE PERIOD JULY 1, 2017, to JUNE 30, 2018
ESTIMATE OF NEEDS FOR 2018-2019

Page 3b

FISCAL YEAR ENDING JUNE 30, 2018						Governmental Budget Accounts FISCAL YEAR 2018-2019	
SUPPLEMENTAL ADJUSTMENTS		NET AMOUNT OF APPROPRIATIONS	WARRANTS ISSUED	RESERVES	LAPSED BALANCE KNOWN TO BE UNENCUMBERED	NEEDS AS ESTIMATED BY GOVERNING BOARD	APPROVED BY COUNTY EXCISE BOARD
ADDED	CANCELLED						
\$ -	\$ -	\$ 1,012,153.24	\$ 842,554.49	\$ -	\$ 169,598.75	\$ -	\$ -
\$ -	\$ -	\$ -	\$ -	\$ -	\$ -	\$ -	\$ -
\$ -	\$ -	\$ 60,202.13	\$ 35,146.08	\$ 2,712.62	\$ 22,343.43	\$ -	\$ -
\$ -	\$ -	\$ 683,663.25	\$ 387,014.60	\$ 30,139.46	\$ 266,509.19	\$ -	\$ -
\$ -	\$ -	\$ 405,848.13	\$ 296,163.05	\$ -	\$ 109,685.08	\$ -	\$ -
\$ -	\$ -	\$ -	\$ -	\$ -	\$ -	\$ -	\$ -
\$ -	\$ -	\$ 360,393.62	\$ 171,988.50	\$ -	\$ 188,405.12	\$ -	\$ -
\$ -	\$ -	\$ 229,884.88	\$ 37,545.75	\$ -	\$ 192,339.10	\$ -	\$ -
\$ -	\$ -	\$ 21,570.48	\$ 5,473.02	\$ -	\$ 16,097.46	\$ -	\$ -
\$ -	\$ -	\$ 2,773,715.73	\$ 1,775,885.52	\$ 32,852.08	\$ 964,978.13	\$ -	\$ -
\$ -	\$ -	\$ -	\$ -	\$ -	\$ -	\$ -	\$ -
\$ -	\$ -	\$ -	\$ -	\$ -	\$ -	\$ -	\$ -
\$ -	\$ -	\$ -	\$ -	\$ -	\$ -	\$ -	\$ -
\$ -	\$ -	\$ -	\$ -	\$ -	\$ -	\$ -	\$ -
\$ -	\$ -	\$ -	\$ -	\$ -	\$ -	\$ -	\$ -
\$ -	\$ -	\$ -	\$ -	\$ -	\$ -	\$ -	\$ -
\$ -	\$ -	\$ 5,484.44	\$ -	\$ 5,484.18	\$ 0.26	\$ -	\$ -
\$ -	\$ -	\$ -	\$ -	\$ -	\$ -	\$ -	\$ -
\$ -	\$ -	\$ 5,484.44	\$ -	\$ 5,484.18	\$ 0.26	\$ -	\$ -
\$ -	\$ -	\$ -	\$ -	\$ -	\$ -	\$ -	\$ -
\$ -	\$ -	\$ -	\$ -	\$ -	\$ -	\$ -	\$ -
\$ -	\$ -	\$ -	\$ -	\$ -	\$ -	\$ -	\$ -
\$ -	\$ -	\$ -	\$ -	\$ -	\$ -	\$ -	\$ -
\$ -	\$ -	\$ -	\$ -	\$ -	\$ -	\$ -	\$ -
\$ -	\$ -	\$ 7,204.36	\$ -	\$ -	\$ 7,204.36	\$ -	\$ -
\$ -	\$ -	\$ 530,390.61	\$ 220,464.95	\$ 18,792.25	\$ 291,133.41	\$ -	\$ -
\$ -	\$ -	\$ 23,944.93	\$ 3,832.05	\$ 1,200.00	\$ 18,912.88	\$ -	\$ -
\$ -	\$ -	\$ 561,539.90	\$ 224,297.00	\$ 19,992.25	\$ 317,250.65	\$ -	\$ -
\$ -	\$ -	\$ -	\$ -	\$ -	\$ -	\$ -	\$ -
\$ -	\$ -	\$ -	\$ -	\$ -	\$ -	\$ -	\$ -
\$ -	\$ -	\$ 3,340,740.07	\$ 2,000,182.52	\$ 58,328.51	\$ 1,282,229.04	\$ -	\$ -
\$ -	\$ -	\$ -	\$ -	\$ -	\$ -	\$ -	\$ -
\$ -	\$ -	\$ 3,340,740.07	\$ 2,000,182.52	\$ 58,328.51	\$ 1,282,229.04	\$ -	\$ -

Estimate of Needs by Governing Board		Approved by County Excise Board
\$ -		\$ -
\$ -		\$ -
\$ -		\$ -

SPECIAL REVENUE FUND ACCOUNTS COVERING THE PERIOD JULY 1, 2017, to JUNE 30, 2018
ESTIMATE OF NEEDS FOR 2018-2019

EXHIBIT "I"

Page 1

Special Revenue Fund Accounts:	Excess Resale Fund	DA Evidence Cash Fund	911 Landline Fund
Schedule 1, Detail of Bond and Coupon Indebtedness as of June 30, 2018	2017-2018	2017-2018	2017-2018
CURRENT YEAR	Amount	Amount	Amount
ASSETS:			
Cash Balance June 30, 2018	\$ 730.97	\$ 2,477.00	\$ 44,084.64
Investments	\$ -	\$ -	\$ -
TOTAL ASSETS	\$ 730.97	\$ 2,477.00	\$ 44,084.64
LIABILITIES AND RESERVES:			
Warrants Outstanding	\$ -	\$ -	\$ 4,546.46
Reserve for Interest on Warrants	\$ -	\$ -	\$ -
Reserves From Schedule 8	\$ -	\$ -	\$ -
TOTAL LIABILITIES AND RESERVES	\$ -	\$ -	\$ 4,546.46
CASH FUND BALANCE JUNE 30, 2018	\$ 730.97	\$ 2,477.00	\$ 39,538.18
TOTAL LIABILITIES, RESERVES AND CASH FUND BALANCE	\$ 730.97	\$ 2,477.00	\$ 44,084.64

Schedule 5, Expenditures Special Revenue Fund Accounts of Current Year	2017-2018	2017-2018	2017-2018
CURRENT YEAR	Amount	Amount	Amount
Cash Balance Reported to Excise Board 6-30-2017	\$ -	\$ 2,477.00	\$ 36,989.69
Cash Fund Balance Transferred Out	\$ -	\$ -	\$ -
Cash Fund Balance Transferred In	\$ -	\$ -	\$ 15,000.00
Adjusted Cash Balance	\$ -	\$ 2,477.00	\$ 51,989.69
Ad Valorem Tax Apportioned To Year In Caption	\$ -	\$ -	\$ -
Miscellaneous Revenue (Schedule 4)	\$ 730.97	\$ -	\$ 30,068.97
Cash Fund Balance Forward From Preceding Year	\$ -	\$ -	\$ -
Prior Expenditures Recovered	\$ -	\$ -	\$ -
TOTAL RECEIPTS	\$ 730.97	\$ -	\$ 30,068.97
TOTAL RECEIPTS AND BALANCE	\$ 730.97	\$ 2,477.00	\$ 82,058.66
Warrants of Year in Caption	\$ -	\$ -	\$ 37,974.02
Interest Paid Thereon	\$ -	\$ -	\$ -
TOTAL DISBURSEMENTS	\$ -	\$ -	\$ 37,974.02
CASH BALANCE JUNE 30, 2018	\$ 730.97	\$ 2,477.00	\$ 44,084.64
Reserve for Warrants Outstanding	\$ -	\$ -	\$ 4,546.46
Reserve for Interest on Warrants	\$ -	\$ -	\$ -
Reserves From Schedule 8	\$ -	\$ -	\$ -
TOTAL LIABILITIES AND RESERVE	\$ -	\$ -	\$ 4,546.46
DEFICIT: (Red Figure)	\$ -	\$ -	\$ -
CASH FUND BALANCE FORWARD TO SUCCEEDING YEAR	\$ 730.97	\$ 2,477.00	\$ 39,538.18

Schedule 6, Special Revenue Fund Warrant Accounts of Current Year	2017-2018	2017-2018	2017-2018
CURRENT YEAR	Amount	Amount	Amount
Warrants Outstanding 6-30-2017 of Year in Caption	\$ -	\$ -	\$ -
Warrants Registered During Year	\$ -	\$ -	\$ 42,520.48
TOTAL	\$ -	\$ -	\$ 42,520.48
Warrants Paid During Year	\$ -	\$ -	\$ 37,974.02
Warrants Coverted to Bonds or Judgements	\$ -	\$ -	\$ -
Warrants Cancelled	\$ -	\$ -	\$ -
Warrants Estopped by Statute	\$ -	\$ -	\$ -
TOTAL WARRANTS RETIRED	\$ -	\$ -	\$ 37,974.02
BALANCE WARRANTS OUTSTANDING JUNE 30, 2018	\$ -	\$ -	\$ 4,546.46

**SPECIAL REVENUE FUND ACCOUNTS COVERING THE PERIOD JULY 1, 2017, to JUNE 30, 2018
ESTIMATE OF NEEDS FOR 2018-2019**

EXHIBIT "I"

1

OSU Special Fund	FEMA Fund	Jeff Co Emergency Fund	Co Clerk Preservation Fund	Free Fair Special Fund	DOC Fund	
2017-2018	2017-2018	2017-2018	2017-2018	2017-2018	2017-2018	
Amount	Amount	Amount	Amount	Amount	Amount	Total
\$ 50.00	\$ 165.91	\$ 33.22	\$ 19,090.24	\$ 6,306.23	\$ -	\$ 72,938.21
\$ -	\$ -	\$ -	\$ -	\$ -	\$ -	\$ -
\$ 50.00	\$ 165.91	\$ 33.22	\$ 19,090.24	\$ 6,306.23	\$ -	\$ 72,938.21
\$ -	\$ -	\$ -	\$ 384.55	\$ -	\$ -	\$ 4,931.01
\$ -	\$ -	\$ -	\$ -	\$ -	\$ -	\$ -
\$ -	\$ -	\$ -	\$ -	\$ -	\$ -	\$ -
\$ -	\$ -	\$ -	\$ 384.55	\$ -	\$ -	\$ 4,931.01
\$ 50.00	\$ 165.91	\$ 33.22	\$ 18,705.69	\$ 6,306.23	\$ -	\$ 68,007.20
\$ 50.00	\$ 165.91	\$ 33.22	\$ 19,090.24	\$ 6,306.23	\$ -	\$ 72,938.21

2017-2018	2017-2018	2017-2018	2017-2018	2017-2018	2017-2018	
Amount	Amount	Amount	Amount	Amount	Amount	TOTAL
\$ 50.00	\$ 165.91	\$ 33.22	\$ 18,249.72	\$ 4,796.23	\$ 42,153.14	\$ 104,914.91
\$ -	\$ -	\$ -	\$ -	\$ -	\$ (33,629.14)	\$ (33,629.14)
\$ -	\$ -	\$ -	\$ -	\$ -	\$ -	\$ 15,000.00
\$ 50.00	\$ 165.91	\$ 33.22	\$ 18,249.72	\$ 4,796.23	\$ 8,524.00	\$ 86,285.77
\$ -	\$ -	\$ -	\$ -	\$ -	\$ -	\$ -
\$ -	\$ -	\$ -	\$ 13,265.00	\$ 2,600.00	\$ 63.71	\$ 46,728.65
\$ -	\$ -	\$ -	\$ -	\$ -	\$ -	\$ -
\$ -	\$ -	\$ -	\$ -	\$ -	\$ -	\$ -
\$ -	\$ -	\$ -	\$ 13,265.00	\$ 2,600.00	\$ 63.71	\$ 46,728.65
\$ 50.00	\$ 165.91	\$ 33.22	\$ 31,514.72	\$ 7,396.23	\$ 8,587.71	\$ 133,014.42
\$ -	\$ -	\$ -	\$ 12,424.48	\$ 1,090.00	\$ 8,587.71	\$ 60,076.21
\$ -	\$ -	\$ -	\$ -	\$ -	\$ -	\$ -
\$ -	\$ -	\$ -	\$ 12,424.48	\$ 1,090.00	\$ 8,587.71	\$ 60,076.21
\$ 50.00	\$ 165.91	\$ 33.22	\$ 19,090.24	\$ 6,306.23	\$ -	\$ 72,938.21
\$ -	\$ -	\$ -	\$ 384.55	\$ -	\$ -	\$ 4,931.01
\$ -	\$ -	\$ -	\$ -	\$ -	\$ -	\$ -
\$ -	\$ -	\$ -	\$ -	\$ -	\$ -	\$ -
\$ -	\$ -	\$ -	\$ 384.55	\$ -	\$ -	\$ 4,931.01
\$ -	\$ -	\$ -	\$ -	\$ -	\$ -	\$ -
\$ 50.00	\$ 165.91	\$ 33.22	\$ 18,705.69	\$ 6,306.23	\$ -	\$ 68,007.20

2017-2018	2017-2018	2017-2018	2017-2018	2017-2018	2017-2018	
Amount	Amount	Amount	Amount	Amount	Amount	TOTAL
\$ -	\$ -	\$ -	\$ -	\$ 250.00	\$ 5,951.38	\$ 6,201.38
\$ -	\$ -	\$ -	\$ 12,809.03	\$ 840.00	\$ 2,636.33	\$ 58,805.84
\$ -	\$ -	\$ -	\$ 12,809.03	\$ 1,090.00	\$ 8,587.71	\$ 65,007.22
\$ -	\$ -	\$ -	\$ 12,424.48	\$ 1,090.00	\$ 8,587.71	\$ 60,076.21
\$ -	\$ -	\$ -	\$ -	\$ -	\$ -	\$ -
\$ -	\$ -	\$ -	\$ -	\$ -	\$ -	\$ -
\$ -	\$ -	\$ -	\$ -	\$ -	\$ -	\$ -
\$ -	\$ -	\$ -	\$ 12,424.48	\$ 1,090.00	\$ 8,587.71	\$ 60,076.21
\$ -	\$ -	\$ -	\$ 384.55	\$ -	\$ -	\$ 4,931.01

ESTIMATE OF NEEDS FOR 2018-2019

EXHIBIT "I"

Page 1

Special Revenue Fund Accounts:			
	Ins Annex Fund	Indigent Grant Fund	CSSP Fund
Schedule 1, Detail of Bond and Coupon Indebtedness as of June 30, 2018	2017-2018	2017-2018	2017-2018
CURRENT YEAR	Amount	Amount	Amount
ASSETS:			
Cash Balance June 30, 2018	\$ 85.67	\$ 800.00	\$ 365.22
Investments	\$ -	\$ -	\$ -
TOTAL ASSETS	\$ 85.67	\$ 800.00	\$ 365.22
LIABILITIES AND RESERVES:			
Warrants Outstanding	\$ -	\$ -	\$ -
Reserve for Interest on Warrants	\$ -	\$ -	\$ -
Reserves From Schedule 8	\$ -	\$ -	\$ -
TOTAL LIABILITIES AND RESERVES	\$ -	\$ -	\$ -
CASH FUND BALANCE JUNE 30, 2018	\$ 85.67	\$ 800.00	\$ 365.22
TOTAL LIABILITIES, RESERVES AND CASH FUND BALANCE	\$ 85.67	\$ 800.00	\$ 365.22

Schedule 5, Expenditures Special Revenue Fund Accounts of Current Year			
	2017-2018	2017-2018	2017-2018
CURRENT YEAR	Amount	Amount	Amount
Cash Balance Reported to Excise Board 6-30-2017	\$ 85.67	\$ 800.00	\$ 365.22
Cash Fund Balance Transferred Out	\$ -	\$ -	\$ -
Cash Fund Balance Transferred In	\$ -	\$ -	\$ -
Adjusted Cash Balance	\$ 85.67	\$ 800.00	\$ 365.22
Ad Valorem Tax Apportioned To Year In Caption	\$ -	\$ -	\$ -
Miscellaneous Revenue (Schedule 4)	\$ -	\$ -	\$ -
Cash Fund Balance Forward From Preceding Year	\$ -	\$ -	\$ -
Prior Expenditures Recovered	\$ -	\$ -	\$ -
TOTAL RECEIPTS	\$ -	\$ -	\$ -
TOTAL RECEIPTS AND BALANCE	\$ 85.67	\$ 800.00	\$ 365.22
Warrants of Year in Caption	\$ -	\$ -	\$ -
Interest Paid Thereon	\$ -	\$ -	\$ -
TOTAL DISBURSEMENTS	\$ -	\$ -	\$ -
CASH BALANCE JUNE 30, 2018	\$ 85.67	\$ 800.00	\$ 365.22
Reserve for Warrants Outstanding	\$ -	\$ -	\$ -
Reserve for Interest on Warrants	\$ -	\$ -	\$ -
Reserves From Schedule 8	\$ -	\$ -	\$ -
TOTAL LIABILITIES AND RESERVE	\$ -	\$ -	\$ -
DEFICIT: (Red Figure)	\$ -	\$ -	\$ -
CASH FUND BALANCE FORWARD TO SUCCEEDING YEAR	\$ 85.67	\$ 800.00	\$ 365.22

Schedule 6, Special Revenue Fund Warrant Accounts of Current Year			
	2017-2018	2017-2018	2017-2018
CURRENT YEAR	Amount	Amount	Amount
Warrants Outstanding 6-30-2017 of Year in Caption	\$ -	\$ -	\$ -
Warrants Registered During Year	\$ -	\$ -	\$ -
TOTAL	\$ -	\$ -	\$ -
Warrants Paid During Year	\$ -	\$ -	\$ -
Warrants Coverted to Bonds or Judgements	\$ -	\$ -	\$ -
Warrants Cancelled	\$ -	\$ -	\$ -
Warrants Estopped by Statute	\$ -	\$ -	\$ -
TOTAL WARRANTS RETIRED	\$ -	\$ -	\$ -
BALANCE WARRANTS OUTSTANDING JUNE 30, 2018	\$ -	\$ -	\$ -

Interest Earnings 2017-2018

Wednesday, September 05, 2018

SPECIAL REVENUE FUND ACCOUNTS COVERING THE PERIOD JULY 1, 2017, to JUNE 30, 2018
ESTIMATE OF NEEDS FOR 2018-2019

EXHIBIT "I"

1

911 Wireless Fund	Commissary Fund	K9-2 Fund	Safety Awards Fund	Sheriff Service Fees Fund	Treasurer Mortgage Certification Fund	
2017-2018	2017-2018	2017-2018	2017-2018	2017-2018	2017-2018	
Amount	Amount	Amount	Amount	Amount	Amount	Total
\$ 26,511.88	\$ 12,543.90	\$ 468.21	\$ 5.69	\$ 147,517.45	\$ 1,668.34	\$ 189,966.36
\$ -	\$ -	\$ -	\$ -	\$ -	\$ -	\$ -
\$ 26,511.88	\$ 12,543.90	\$ 468.21	\$ 5.69	\$ 147,517.45	\$ 1,668.34	\$ 189,966.36
\$ 3,760.06	\$ 112.09	\$ -	\$ -	\$ 6,595.78	\$ -	\$ 10,467.93
\$ -	\$ -	\$ -	\$ -	\$ -	\$ -	\$ -
\$ -	\$ 1,000.00	\$ -	\$ -	\$ 5,170.00	\$ -	\$ 6,170.00
\$ 3,760.06	\$ 1,112.09	\$ -	\$ -	\$ 11,765.78	\$ -	\$ 16,637.93
\$ 22,751.82	\$ 11,431.81	\$ 468.21	\$ 5.69	\$ 135,751.67	\$ 1,668.34	\$ 173,328.43
\$ 26,511.88	\$ 12,543.90	\$ 468.21	\$ 5.69	\$ 147,517.45	\$ 1,668.34	\$ 189,966.36

2017-2018	2017-2018	2017-2018	2017-2018	2017-2018	2017-2018	
Amount	Amount	Amount	Amount	Amount	Amount	TOTAL
\$ 37,036.33	\$ 34,636.97	\$ 468.21	\$ 5.69	\$ 169,969.32	\$ 2,515.74	\$ 245,883.15
\$ (15,000.00)	\$ -	\$ -	\$ -	\$ -	\$ -	\$ (15,000.00)
\$ -	\$ -	\$ -	\$ -	\$ 33,629.14	\$ -	\$ 33,629.14
\$ 22,036.33	\$ 34,636.97	\$ 468.21	\$ 5.69	\$ 203,598.46	\$ 2,515.74	\$ 264,512.29
\$ -	\$ -	\$ -	\$ -	\$ -	\$ -	\$ -
\$ 49,996.27	\$ 14,674.47	\$ -	\$ -	\$ 207,102.87	\$ 965.00	\$ 272,738.61
\$ -	\$ -	\$ -	\$ -	\$ -	\$ -	\$ -
\$ -	\$ -	\$ -	\$ -	\$ -	\$ -	\$ -
\$ 49,996.27	\$ 14,674.47	\$ -	\$ -	\$ 207,102.87	\$ 965.00	\$ 272,738.61
\$ 72,032.60	\$ 49,311.44	\$ 468.21	\$ 5.69	\$ 410,701.33	\$ 3,480.74	\$ 537,250.90
\$ 45,520.72	\$ 36,767.54	\$ -	\$ -	\$ 263,183.88	\$ 1,812.40	\$ 347,284.54
\$ -	\$ -	\$ -	\$ -	\$ -	\$ -	\$ -
\$ 45,520.72	\$ 36,767.54	\$ -	\$ -	\$ 263,183.88	\$ 1,812.40	\$ 347,284.54
\$ 26,511.88	\$ 12,543.90	\$ 468.21	\$ 5.69	\$ 147,517.45	\$ 1,668.34	\$ 189,966.36
\$ 3,760.06	\$ 112.09	\$ -	\$ -	\$ 6,595.78	\$ -	\$ 10,467.93
\$ -	\$ -	\$ -	\$ -	\$ -	\$ -	\$ -
\$ -	\$ 1,000.00	\$ -	\$ -	\$ 5,170.00	\$ -	\$ 6,170.00
\$ 3,760.06	\$ 1,112.09	\$ -	\$ -	\$ 11,765.78	\$ -	\$ 16,637.93
\$ -	\$ -	\$ -	\$ -	\$ -	\$ -	\$ -
\$ 22,751.82	\$ 11,431.81	\$ 468.21	\$ 5.69	\$ 135,751.67	\$ 1,668.34	\$ 173,328.43

2017-2018	2017-2018	2017-2018	2017-2018	2017-2018	2017-2018	
Amount	Amount	Amount	Amount	Amount	Amount	TOTAL
\$ 4,160.06	\$ 4,211.72	\$ -	\$ -	\$ 8,480.53	\$ -	\$ 16,852.31
\$ 45,120.72	\$ 32,667.91	\$ -	\$ -	\$ 261,299.13	\$ 1,812.40	\$ 340,900.16
\$ 49,280.78	\$ 36,879.63	\$ -	\$ -	\$ 269,779.66	\$ 1,812.40	\$ 357,752.47
\$ 45,520.72	\$ 36,767.54	\$ -	\$ -	\$ 263,183.88	\$ 1,812.40	\$ 347,284.54
\$ -	\$ -	\$ -	\$ -	\$ -	\$ -	\$ -
\$ -	\$ -	\$ -	\$ -	\$ -	\$ -	\$ -
\$ -	\$ -	\$ -	\$ -	\$ -	\$ -	\$ -
\$ 45,520.72	\$ 36,767.54	\$ -	\$ -	\$ 263,183.88	\$ 1,812.40	\$ 347,284.54
\$ 3,760.06	\$ 112.09	\$ -	\$ -	\$ 6,595.78	\$ -	\$ 10,467.93

Interest Earnings 2017-2018

Wednesday, September 05, 2018

SPECIAL REVENUE FUND ACCOUNTS COVERING THE PERIOD JULY 1, 2017, to JUNE 30, 2018
ESTIMATE OF NEEDS FOR 2018-2019

EXHIBIT "I"

Page 1

Special Revenue Fund Accounts:			
	County Clerk Lien Fund	Assessor Fee Fund	Visual Inspection Fund
Schedule 1, Detail of Bond and Coupon Indebtedness as of June 30, 2018	2017-2018	2017-2018	2017-2018
CURRENT YEAR	Amount	Amount	Amount
ASSETS:			
Cash Balance June 30, 2018	\$ 13,622.01	\$ 2,722.95	\$ 1,125.49
Investments	\$ -	\$ -	\$ -
TOTAL ASSETS	\$ 13,622.01	\$ 2,722.95	\$ 1,125.49
LIABILITIES AND RESERVES:			
Warrants Outstanding	\$ 251.76	\$ 489.00	\$ -
Reserve for Interest on Warrants	\$ -	\$ -	\$ -
Reserves From Schedule 8	\$ 60.00	\$ -	\$ -
TOTAL LIABILITIES AND RESERVES	\$ 311.76	\$ 489.00	\$ -
CASH FUND BALANCE JUNE 30, 2018	\$ 13,310.25	\$ 2,233.95	\$ 1,125.49
TOTAL LIABILITIES, RESERVES AND CASH FUND BALANCE	\$ 13,622.01	\$ 2,722.95	\$ 1,125.49

Schedule 5, Expenditures Special Revenue Fund Accounts of Current Year			
	2017-2018	2017-2018	2017-2018
CURRENT YEAR	Amount	Amount	Amount
Cash Balance Reported to Excise Board 6-30-2017	\$ 6,392.14	\$ 1,461.52	\$ 1,125.49
Cash Fund Balance Transferred Out	\$ -	\$ -	\$ -
Cash Fund Balance Transferred In	\$ -	\$ -	\$ -
Adjusted Cash Balance	\$ 6,392.14	\$ 1,461.52	\$ 1,125.49
Ad Valorem Tax Apportioned To Year In Caption	\$ -	\$ -	\$ -
Miscellaneous Revenue (Schedule 4)	\$ 4,978.72	\$ 2,708.43	\$ -
Cash Fund Balance Forward From Preceding Year	\$ -	\$ -	\$ -
Prior Expenditures Recovered	\$ -	\$ -	\$ -
TOTAL RECEIPTS	\$ 9,978.72	\$ 2,708.43	\$ -
TOTAL RECEIPTS AND BALANCE	\$ 16,370.86	\$ 4,169.95	\$ 1,125.49
Warrants of Year in Caption	\$ 2,748.85	\$ 1,447.00	\$ -
Interest Paid Thereon	\$ -	\$ -	\$ -
TOTAL DISBURSEMENTS	\$ 2,748.85	\$ 1,447.00	\$ -
CASH BALANCE JUNE 30, 2018	\$ 13,622.01	\$ 2,722.95	\$ 1,125.49
Reserve for Warrants Outstanding	\$ 251.76	\$ 489.00	\$ -
Reserve for Interest on Warrants	\$ -	\$ -	\$ -
Reserves From Schedule 8	\$ 60.00	\$ -	\$ -
TOTAL LIABILITIES AND RESERVE	\$ 311.76	\$ 489.00	\$ -
DEFICIT: (Red Figure)	\$ -	\$ -	\$ -
CASH FUND BALANCE FORWARD TO SUCCEEDING YEAR	\$ 13,310.25	\$ 2,233.95	\$ 1,125.49

Schedule 6, Special Revenue Fund Warrant Accounts of Current Year			
	2017-2018	2017-2018	2017-2018
CURRENT YEAR	Amount	Amount	Amount
Warrants Outstanding 6-30-2017 of Year in Caption	\$ -	\$ -	\$ -
Warrants Registered During Year	\$ 3,000.61	\$ 1,936.00	\$ -
TOTAL	\$ 3,000.61	\$ 1,936.00	\$ -
Warrants Paid During Year	\$ 2,748.85	\$ 1,447.00	\$ -
Warrants Covered to Bonds or Judgements	\$ -	\$ -	\$ -
Warrants Cancelled	\$ -	\$ -	\$ -
Warrants Estopped by Statute	\$ -	\$ -	\$ -
TOTAL WARRANTS RETIRED	\$ 2,748.85	\$ 1,447.00	\$ -
BALANCE WARRANTS OUTSTANDING JUNE 30, 2018	\$ 251.76	\$ 489.00	\$ -

SPECIAL REVENUE FUND ACCOUNTS COVERING THE PERIOD JULY 1, 2017, to JUNE 30, 2018
ESTIMATE OF NEEDS FOR 2018-2019

EXHIBIT "I"

1

Law Library Fund	Health Care Authority Fund	REAP Fund	Drug Abuse Cash Fund	Rewards Fund	Resale Fund	
2017-2018	2017-2018	2017-2018	2017-2018	2017-2018	2017-2018	
Amount	Amount	Amount	Amount	Amount	Amount	Total
\$ 2,307.83	\$ 45,683.67	\$ 2,373.73	\$ 5,150.00	\$ 612.99	\$ 113,926.40	\$ 187,525.07
\$ -	\$ -	\$ -	\$ -	\$ -	\$ -	\$ -
\$ 2,307.83	\$ 45,683.67	\$ 2,373.73	\$ 5,150.00	\$ 612.99	\$ 113,926.40	\$ 187,525.07
\$ -	\$ -	\$ -	\$ -	\$ -	\$ 1,785.84	\$ 2,526.60
\$ -	\$ -	\$ -	\$ -	\$ -	\$ -	\$ -
\$ -	\$ -	\$ -	\$ -	\$ -	\$ -	\$ 60.00
\$ -	\$ -	\$ -	\$ -	\$ -	\$ 1,785.84	\$ 2,586.60
\$ 2,307.83	\$ 45,683.67	\$ 2,373.73	\$ 5,150.00	\$ 612.99	\$ 112,140.56	\$ 184,938.47
\$ 2,307.83	\$ 45,683.67	\$ 2,373.73	\$ 5,150.00	\$ 612.99	\$ 113,926.40	\$ 187,525.07

2017-2018	2017-2018	2017-2018	2017-2018	2017-2018	2017-2018	
Amount	Amount	Amount	Amount	Amount	Amount	TOTAL
\$ 1,511.26	\$ 20,576.47	\$ 33,405.49	\$ 10,000.00	\$ 612.99	\$ 96,473.45	\$ 171,558.81
\$ -	\$ -	\$ (5,036.49)	\$ -	\$ -	\$ -	\$ (5,036.49)
\$ -	\$ -	\$ -	\$ -	\$ -	\$ -	\$ -
\$ 1,511.26	\$ 20,576.47	\$ 28,369.00	\$ 10,000.00	\$ 612.99	\$ 96,473.45	\$ 166,522.32
\$ -	\$ -	\$ -	\$ -	\$ -	\$ -	\$ -
\$ 6,037.17	\$ 384,862.07	\$ -	\$ -	\$ -	\$ 62,966.71	\$ 466,553.10
\$ -	\$ -	\$ -	\$ -	\$ -	\$ -	\$ -
\$ -	\$ -	\$ -	\$ -	\$ -	\$ -	\$ -
\$ 6,037.17	\$ 384,862.07	\$ -	\$ -	\$ -	\$ 62,966.71	\$ 466,553.10
\$ 7,548.43	\$ 405,438.54	\$ 28,369.00	\$ 10,000.00	\$ 612.99	\$ 159,440.16	\$ 633,075.42
\$ 5,240.60	\$ 359,754.87	\$ 25,995.27	\$ 4,850.00	\$ -	\$ 45,513.76	\$ 445,550.35
\$ -	\$ -	\$ -	\$ -	\$ -	\$ -	\$ -
\$ 5,240.60	\$ 359,754.87	\$ 25,995.27	\$ 4,850.00	\$ -	\$ 45,513.76	\$ 445,550.35
\$ 2,307.83	\$ 45,683.67	\$ 2,373.73	\$ 5,150.00	\$ 612.99	\$ 113,926.40	\$ 187,525.07
\$ -	\$ -	\$ -	\$ -	\$ -	\$ 1,785.84	\$ 2,526.60
\$ -	\$ -	\$ -	\$ -	\$ -	\$ -	\$ -
\$ -	\$ -	\$ -	\$ -	\$ -	\$ -	\$ 60.00
\$ -	\$ -	\$ -	\$ -	\$ -	\$ 1,785.84	\$ 2,586.60
\$ -	\$ -	\$ -	\$ -	\$ -	\$ -	\$ -
\$ 2,307.83	\$ 45,683.67	\$ 2,373.73	\$ 5,150.00	\$ 612.99	\$ 112,140.56	\$ 184,938.47

2017-2018	2017-2018	2017-2018	2017-2018	2017-2018	2017-2018	
Amount	Amount	Amount	Amount	Amount	Amount	TOTAL
\$ -	\$ -	\$ -	\$ -	\$ -	\$ 1,798.01	\$ 1,798.01
\$ 5,240.60	\$ 359,754.87	\$ 25,995.27	\$ 4,850.00	\$ -	\$ 45,501.59	\$ 446,278.94
\$ 5,240.60	\$ 359,754.87	\$ 25,995.27	\$ 4,850.00	\$ -	\$ 47,299.60	\$ 448,076.95
\$ 5,240.60	\$ 359,754.87	\$ 25,995.27	\$ 4,850.00	\$ -	\$ 45,513.76	\$ 445,550.35
\$ -	\$ -	\$ -	\$ -	\$ -	\$ -	\$ -
\$ -	\$ -	\$ -	\$ -	\$ -	\$ -	\$ -
\$ -	\$ -	\$ -	\$ -	\$ -	\$ -	\$ -
\$ 5,240.60	\$ 359,754.87	\$ 25,995.27	\$ 4,850.00	\$ -	\$ 45,513.76	\$ 445,550.35
\$ -	\$ -	\$ -	\$ -	\$ -	\$ 1,785.84	\$ 2,526.60

SPECIAL REVENUE FUND ACCOUNTS COVERING THE PERIOD JULY 1, 2017, to JUNE 30, 2018
ESTIMATE OF NEEDS FOR 2018-2019

EXHIBIT "I"

Page 1

Special Revenue Fund Accounts:			
	Cash Fund	Fund	Fund
Schedule 1, Detail of Bond and Coupon Indebtedness as of June 30, 2018	2017-2018	2017-2018	2017-2018
CURRENT YEAR	Amount	Amount	Amount
ASSETS:			
Cash Balance June 30, 2018	\$ 915.00	\$ -	\$ -
Investments	\$ -	\$ -	\$ -
TOTAL ASSETS	\$ 915.00	\$ -	\$ -
LIABILITIES AND RESERVES:			
Warrants Outstanding	\$ -	\$ -	\$ -
Reserve for Interest on Warrants	\$ -	\$ -	\$ -
Reserves From Schedule 8	\$ -	\$ -	\$ -
TOTAL LIABILITIES AND RESERVES	\$ -	\$ -	\$ -
CASH FUND BALANCE JUNE 30, 2018	\$ 915.00	\$ -	\$ -
TOTAL LIABILITIES, RESERVES AND CASH FUND BALANCE	\$ 915.00	\$ -	\$ -

Schedule 5, Expenditures Special Revenue Fund Accounts of Current Year			
	2017-2018	2017-2018	2017-2018
CURRENT YEAR	Amount	Amount	Amount
Cash Balance Reported to Excise Board 6-30-2017	\$ 915.00	\$ -	\$ -
Cash Fund Balance Transferred Out	\$ -	\$ -	\$ -
Cash Fund Balance Transferred In	\$ -	\$ -	\$ -
Adjusted Cash Balance	\$ 915.00	\$ -	\$ -
Ad Valorem Tax Apportioned To Year In Caption	\$ -	\$ -	\$ -
Miscellaneous Revenue (Schedule 4)	\$ -	\$ -	\$ -
Cash Fund Balance Forward From Preceding Year	\$ -	\$ -	\$ -
Prior Expenditures Recovered	\$ -	\$ -	\$ -
TOTAL RECEIPTS	\$ -	\$ -	\$ -
TOTAL RECEIPTS AND BALANCE	\$ 915.00	\$ -	\$ -
Warrants of Year in Caption	\$ -	\$ -	\$ -
Interest Paid Thereon	\$ -	\$ -	\$ -
TOTAL DISBURSEMENTS	\$ -	\$ -	\$ -
CASH BALANCE JUNE 30, 2018	\$ 915.00	\$ -	\$ -
Reserve for Warrants Outstanding	\$ -	\$ -	\$ -
Reserve for Interest on Warrants	\$ -	\$ -	\$ -
Reserves From Schedule 8	\$ -	\$ -	\$ -
TOTAL LIABILITIES AND RESERVE	\$ -	\$ -	\$ -
DEFICIT: (Red Figure)	\$ -	\$ -	\$ -
CASH FUND BALANCE FORWARD TO SUCCEEDING YEAR	\$ 915.00	\$ -	\$ -

Schedule 6, Special Revenue Fund Warrant Accounts of Current Year			
	2017-2018	2017-2018	2017-2018
CURRENT YEAR	Amount	Amount	Amount
Warrants Outstanding 6-30-2017 of Year in Caption	\$ -	\$ -	\$ -
Warrants Registered During Year	\$ -	\$ -	\$ -
TOTAL	\$ -	\$ -	\$ -
Warrants Paid During Year	\$ -	\$ -	\$ -
Warrants Covered to Bonds or Judgements	\$ -	\$ -	\$ -
Warrants Cancelled	\$ -	\$ -	\$ -
Warrants Estopped by Statute	\$ -	\$ -	\$ -
TOTAL WARRANTS RETIRED	\$ -	\$ -	\$ -
BALANCE WARRANTS OUTSTANDING JUNE 30, 2018	\$ -	\$ -	\$ -

CERTIFICATE OF EXCISE BOARD
ESTIMATE OF NEEDS FOR 2018-2019

STATE OF OKLAHOMA, COUNTY OF JEFFERSON

We, the members of the Excise Board of said County and State, do hereby certify that we have examined the foregoing estimates of proposed current expenses for the ensuing fiscal year as filed with the Board of County Commissioners, and those directly under, or in contractual relationship with, the Board of County Commissioners; we have ascertained from the Financial Statements submitted therewith the amount of Surplus Balances of Cash on Hand; we have considered the uncollected ad valorem taxes of the previous year or years; and we have ascertained that the probable Income estimated to be collected from all sources other than ad valorem taxation may reasonably be expected as a revenue for the ensuing fiscal year, and that the same does not exceed 90% of the actual collection from such sources for the previous fiscal year.

In so doing, we have diligently performed the duties imposed upon the Excise Board by 68 O.S. 1991 Section 3007, (1) ascertaining that the financial statements, as to statistics therein contained reflect the true fiscal condition at the close of the fiscal year, or caused the same to be corrected so to show; (2) struck from the estimate of needs so submitted any items not authorized by law and reduced to the sum authorized by law any items restricted by statute as to the amount lawfully expendable therefore; (3) supplemented such estimate, after proper publication, by an estimate of needs prepared by this Excise Board to make provision for mandatory governmental functions where the estimate submitted wholly failed or was deemed inadequate to fulfill the mandate of the Constitutions or of the Legislature; (4) computed the total means available to each fund in the manner provided; and (5) then and only thereafter. -

Accordingly, we have and do hereby appropriate the Surplus Balances of Cash on Hand, and the Revenues and Levies hereinafter set forth for each Fund to the several and specific purposes named in such estimates, by each, to the intent and purpose that CONSTITUTIONAL GOVERNMENTAL FUNCTIONS shall be first assured and provided for, and subsequently to provide for Legislative Governmental Functions insofar as to the available Surpluses, Revenues and Levies will permit; and we have provided also that the Levies are in excess of the amount appropriated to needs after deducting the surplus cash balance on hand, and Estimated Revenues other than tax, by the percentage and amount or reserve for delinquent tax as hereinafter set forth, which we have determined in the manner provided by law.

We further certify that we have examined the within statements of account and estimated needs or requirements of the Governing Board of 2017 County, in relation to the Sinking Fund or Funds thereof, and after finding the same correct or having caused the same to be corrected pursuant to 68 O. S. 1991 Section 3009, have approved the requirements therefor to fulfill the conditions of Section 26 and 28 of Article 10, Oklahoma Constitution, and have made and certified a tax levy therefor to the extent of the excess of said total requirements over the total of items 2, 3, 6, and 12 of Exhibit "Y" (Page 2) and any other legal deduction, including a reserve of 10% for delinquent taxes.

EXHIBIT "Y"

County Excise Board's Appropriation of Income and Revenue	General Fund	Building Fund	Co-op Fund	Industrial Bonds	Sinking Fund (Exc. Homesteads)
Appropriation Approved & Provision Made	\$ 1,249,139.39	\$ -	\$ -	\$ -	\$ -
Appropriation of Revenues	\$ -	\$ -	\$ -	\$ -	\$ -
Excess of Assets Over Liabilities	\$ 238,652.99	\$ -	\$ -	\$ -	\$ -
Unclaimed Protest Tax Refunds	\$ -	\$ -	\$ -	\$ -	\$ -
Miscellaneous Estimated Revenues	\$ 578,265.34	\$ -	\$ -	\$ -	\$ -
Est. Value of Surplus Tax in Process	\$ -	\$ -	\$ -	\$ -	\$ -
Sinking Fund Contributions	\$ -	\$ -	\$ -	\$ -	\$ -
Surplus Building Fund Cash	\$ -	\$ -	\$ -	\$ -	\$ -
Total Other Than 2017 Tax	\$ 816,918.33	\$ -	\$ -	\$ -	\$ -
Balance Required	\$ 432,221.06	\$ -	\$ -	\$ -	\$ -
Add 10% for Delinquency	\$ 43,222.11	\$ -	\$ -	\$ -	\$ -
Total Required for 2017 Tax	\$ 475,443.17	\$ -	\$ -	\$ -	\$ -
Rate of Levy Required and Certified (in Mills)	10.54	0.00	0.00	0.00	0.00

We further certify that the net assessed valuation of the Property, subject to ad valorem taxes, after the amount of all Homestead Exemptions have been deducted in the said County as finally equalized and certified by the State Board of Equalization for the current year 2018-2019 is as follows:

VALUATION AND LEVIES EXCLUDING HOMESTEADS

County	Real	Personal	Public Service	Total
Total Valuation,	\$ 24,956,057.00	\$ 7,337,116.00	\$ 12,815,287.00	\$ 45,108,460.00

and that the assessed valuations herein certified have been used in computing the rates of mill levies and the proceeds thereof appropriated as aforesaid; and that having ascertained as aforesaid, the aggregate amount to be raised by ad valorem taxation, we thereupon made the levies therefor as provided by law as follows:

General Fund 10.54 Mills; Building Fund 0.00 Mills; Sinking Fund 0.00 Mills; Sub-Total 10.54 Mills;

Free Fair Budget Account (Levy Per Applicable Statute)	0.00 Mills;
Free Fair Improvement Budget Account (Net Proceeds of 1.00 Mill)	0.00 Mills;
Free Fair Additional Improvement Budget Account (Net Proceeds of 1.00 Mill)	0.00 Mills;
Library Budget Account (Net Proceeds of 1/2 of 1.00 Mill)	0.00 Mills;
Cooperative County/City-County Library Budget Account (1.00 to 4.00 Mills)	0.00 Mills;
County Cemetery (Prior To Aug. 15, 1933) Budget Account (Net Proceeds of 1/5 of 1.00 Mill)	0.00 Mills;
Public Buildings Budget Account (Not To Exceed 5.00 Mills)	0.00 Mills;
County Health Fund (Not To Exceed 2.50 Mills)	2.63 Mills;
Emergency Medical Service (Not To Exceed 3.00 Mills)	0.00 Mills;
Total County Levies	13.17 Mills;
County Wide Levy For Schools (4.00 Mills)	4.21 Mills;
Total County Wide Levy	17.38 Mills;

and we do hereby order the above levies to be certified forthwith by the Secretary of this Board to the County Assessor of said County, in order that the County Assessor may immediately extend said levies upon the Tax Rolls for the year 2019 without regard to any protest that may be filed against

any levies, as required by 68 O. S. 1991, Section 2869

Dated at Waurika, Oklahoma, this 5TH day of November, 2018.

Excise Board Member

Calvin Wade
Excise Board Member



Excise Board Chairman

Spencer D. Smith
Excise Board Secretary

JEFFERSON COUNTY, 34
STATISTICAL DATA
FISCAL YEAR 2017-2018

Total Valuation

Total Gross Valuation Real Property	\$	26,395,000.00
Total Homestead Exemption	\$	1,439,933.00
Total Real Property	\$	24,956,057.00
Total Personal Property	\$	7,337,116.00
Total Public Service Property	\$	12,815,287.00
Total Valuation of Property	\$	45,108,460.00

PUBLICATION SHEET - JEFFERSON COUNTY, OKLAHOMA
FINANCIAL STATEMENT OF THE VARIOUS FUNDS FOR THE FISCAL YEAR ENDING JUNE 30, 2018, AND ESTIMATE OF NEEDS
FOR THE FISCAL YEAR ENDING JUNE 30, 2019, OF THE GOVERNING BOARD OF
JEFFERSON COUNTY, OKLAHOMA

EXHIBIT "Z"

** If line 12 is less than line 16 after omitting "h" deduct the following each in turn from line 4, "Total Liquid Assets".	SINKING FUND
13d. j. Unmatured Coupons Due 4-1-2019	\$ -
14d. k. Unmatured Bonds So Due	\$ -
15d. l. Whatever Remains is for Exhibit KK Line E.	\$ -
16d. Deficit as Shown on Sinking Fund Balance Sheet.	\$ -
17d. Less Cash Requirements for Current Fiscal Year in Excess of Cash on Hand (From Line 15d Above).	\$ -
18d. Remaining Deficit is for Exhibit KK Line F.	\$ -

	BUILDING FUND	CO-OP FUND	HEALTH FUND
Current Expense	\$ -	\$ -	\$ -
Reserve for Int. on Warrants & Revaluation	\$ -	\$ -	\$ -
Total Required	\$ -	\$ -	\$ -
FINANCED:			
Cash Fund Balance	\$ -	\$ -	\$ -
Estimated Miscellaneous Revenue	\$ -	\$ -	\$ -
Total Deductions	\$ -	\$ -	\$ -
Balance to Raise from Ad Valorem Tax and Co-op Fund Balance	\$ -	\$ -	\$ -

* If line 14 is less than the sum of lines g. h. i. after omitting "h" deduct the following each in turn from line 4, "Total Liquid Assets".	INDUSTRIAL BOND FUND
13d. j. Unmatured Coupons Due Before 4-1-2019	\$ -
14d. k. Unmatured Bonds So Due	\$ -
15d. l. Whatever Remains is for Exhibit KKI Line E.	\$ -
16d. Deficit as Shown on Industrial Bonds Balance Sheet.	\$ -
17d. Less Cash Requirements for Current Fiscal Year in Excess of Cash on Hand (From Line 15d Above).	\$ -
18d. Remaining Deficit is for Exhibit KKI Line F.	\$ -

CERTIFICATE - GOVERNING BOARD

STATE OF OKLAHOMA, COUNTY OF JEFFERSON, ss:

We, the undersigned duly elected, qualified Governing Officers of Jefferson County Oklahoma, do hereby certify that at a meeting of the Governing Body of the said County, begun at the time provided by law for Counties and pursuant to the provisions of 68 O. S. 1991 Sec. 3002, the foregoing statement was prepared and is a true and correct condition of the Financial Affairs of said County as reflected by the record of the County Clerk and Treasurer. We further certify that the foregoing estimate for current expenses for the fiscal year beginning July 1, 2018, and ending June 30, 2019, as shown are reasonably necessary for the proper conduct of the affairs of the said County, that the Estimated Income to be derived from sources other than ad valorem taxation does not exceed the lawfully authorized ration of the revenue derived from the same sources during the preceding fiscal year.

[Signature]
Chairman of Board

[Signature]
Commissioner

[Signature]
Commissioner

Attest


[Signature]
County Clerk

Seal

Subscribed and sworn to before me this 10th day of September, 2018.

[Signature]
Notary Public

Required to be published in a legally-qualified newspaper printed in the County, or one issue published in a legally-qualified newspaper of general circulation in the County.



PUBLICATION SHEET - JEFFERSON COUNTY, OKLAHOMA
 FINANCIAL STATEMENT OF THE VARIOUS FUNDS FOR THE FISCAL YEAR ENDING JUNE 30, 2018, AND ESTIMATE OF NEEDS
 FOR THE FISCAL YEAR ENDING JUNE 30, 2019, OF THE GOVERNING BOARD OF
 JEFFERSON COUNTY, OKLAHOMA

EXHIBIT "Z"

Page 1

STATEMENT OF FINANCIAL CONDITION AS OF JUNE 30, 2018				
	GENERAL FUND	BUILDING FUND	CO-OP FUND	HEALTH FUND
	Detail	Detail	Detail	Detail
ASSETS:				
Cash Balance June 30, 2018	\$ 313,847.63	\$ -	\$ -	\$ -
Investments	\$ -	\$ -	\$ -	\$ -
TOTAL ASSETS	\$ 313,847.63	\$ -	\$ -	\$ -
LIABILITIES AND RESERVES:				
Warrants Outstanding	\$ 50,130.22	\$ -	\$ -	\$ -
Reserve for Interest on Warrants	\$ -	\$ -	\$ -	\$ -
Reserves From Schedule 8	\$ 25,064.42	\$ -	\$ -	\$ -
TOTAL LIABILITIES AND RESERVES	\$ 75,194.64	\$ -	\$ -	\$ -
CASH FUND BALANCE (Deficit) JUNE 30, 2018	\$ 238,652.99	\$ -	\$ -	\$ -

ESTIMATED NEEDS FOR FISCAL YEAR ENDING JUNE 30, 2018

GENERAL FUND	GENERAL FUND	SINKING FUND BALANCE SHEET	SINKING FUND
Current Expense	\$ 1,249,139.39	1. Cash Balance on Hand June 30, 2018	\$ -
Reserve for Int. on Warrants & Revaluation	\$ -	2. Legal Investments Properly Maturing	\$ -
Total Required	\$ 1,249,139.39	3. Judgements Paid to Recover by Tax Levy	\$ -
FINANCED		4. Total Liquid Assets	\$ -
Cash Fund Balance	\$ 238,652.99	Deduct Matured Indebtedness:	
Estimated Miscellaneous Revenue	\$ 578,265.34	5. a. Past-Due Coupons	\$ -
Total Deductions	\$ 816,918.33	6. b. Interest Accrued Thereon	\$ -
Balance to Raise from Ad Valorem Tax	\$ 432,221.06	7. c. Past-Due Bonds	\$ -
ESTIMATED MISCELLANEOUS REVENUE:		8. d. Interest Thereon After Last Coupon	\$ -
1000 Charges for Services	\$ 41,247.23	9. e. Fiscal Agency Commissions on Above	\$ -
2000 Local Sources of Revenue	\$ 98,576.91	10. f. Judgements and Int. Levied for/Unpaid	\$ -
3000 State Sources of Revenue	\$ 401,049.35	11. Total Items a. Through f.	\$ -
4000 Federal Sources of Revenue	\$ 25,918.20	12. Balance of Assets Subject to Accruals	\$ -
5000 Miscellaneous Revenue	\$ 11,473.65	Deduct Accrual Reserve If Assets Sufficient:	
6111 Contributions from Other Funds	\$ -	13. g. Earned Unmatured Interest	\$ -
Total Estimated Revenue	\$ 578,265.34	14. h. Accrual on Final Coupons	\$ -
INDUSTRIAL DEVELOPMENT BONDS	INDUSTRIAL BONDS	15. i. Accrued on Unmatured Bonds	\$ -
1. Cash Balance on Hand June 30, 2018	\$ -	16. Total Items g. Through i.	\$ -
2. Legal Investments Properly Maturing	\$ -	17. Excess of Assets Over Accrual Reserves **	\$ -
3. Total Liquid Assets	\$ -	SINKING FUND REQUIREMENTS FOR 2018-2019	
Deduct Matured Indebtedness		1. Interest Earnings on Bonds	\$ -
4. a. Past-Due Coupons	\$ -	2. Accrual on Unmatured Bonds	\$ -
5. b. Interest Accrued Thereon	\$ -	3. Annual Accrual on "Prepaid" Judgements	\$ -
6. c. Past-Due Bonds	\$ -	4. Annual Accrual on "Unpaid" Judgements	\$ -
7. d. Interest Thereon After Last Coupon	\$ -	5. Interest on Unpaid Judgements	\$ -
8. e. Fiscal Agency Commissions on Above	\$ -	6. Annual Accrual From Exhibit KK	\$ -
9. Balance of Assets Subject to Accruals	\$ -		
10. Deduct: g. Earned Unmatured Interest	\$ -		
11. h. Accrual on Final Coupons	\$ -		
12. i. Accrued on Unmatured Bonds	\$ -		
13. Excess of Assets Over Accrual Reserves*	\$ -		
INDUSTRIAL BOND REQUIREMENTS FOR 2018-2019			
1. Interest Earnings on Bonds	\$ -		
2. Accrual on Unmatured Bonds	\$ -		
Total Sinking Fund Requirements	\$ -	Total Sinking Fund Requirements	\$ -
Deduct:		Deduct:	
1. Excess of Assets Over Liabilities	\$ -	1. Exces of Assets Over Liabilities	\$ -
2. Surplus Building Fund Cash	\$ -	2. Surplus Building Fund Cash	\$ -
Balance Required	\$ -	Balance to Raise By Tax Levy	\$ -

CURRENT FY 2018-2019

DATE CERTIFIED 10-29 -2018

TAXABLE YEAR 2018

JEFFERSON COUNTY TAX LEVIES 2018-2019

	SCHOOL	COUNTY				CITIES & TOWNS	EMS	SCHOOL DISTRICTS			VO-TECH 19		VOTECH 20		SINKING FUND	TOTAL
		GENERAL	SINKING	HEALTH	COMMON	SINKING	GENERAL	GENERAL	BUILDING	SINKING	GENERAL	BUILDING	GENERAL	BUILDING	SINKING	
UNIT OF TAXATION	DIST	FUND	FUND	FUND	FUND	FUND	FUND	FUND	FUND	FUND	FUND	FUND	FUND	FUND	FUND	
RYAN	SD 1	10.54		2.63	4.21		3.00	36.52	5.22	29.30	10.00	2.00				103.42
TERRAL	SD 3	10.54		2.63	4.21		3.00	36.34	5.19	0.00	10.45	2.09				74.45
RINGLING	I-14	10.54		2.63	4.21		3.25	37.87	5.41	7.16			10.65	4.56		86.28
RINGLING(STEPHENS)	I-14							36.42	5.20	7.16			10.32	4.60		63.70
RINGLING (LOVE)	I-14							37.36	5.34	7.16			10.22	4.55		64.63
WAURIKA	I-23	10.54		2.63	4.21	3.57	3.14	36.62	5.23	11.02	10.45	2.09				89.50
WAURIKA rural	I-23	10.54		2.63	4.21		3.14	36.62	5.23	11.02	10.45	2.09				85.93
WAURIKA (COTTON)	I-23							35.00	5.00	11.02	10.41	2.08				63.51
WAURIKA (STEPHENS)	I-23							35.00	5.00	11.02	10.22	2.04				63.28
COMANCHE (STEPHENS)	JT 2	10.54		2.63	4.21			36.05	5.15	25.80	10.45	2.09				96.92
HEALDTON (CARTER)	JT 55	10.54		2.63	4.21		3.25	35.00	5.00	18.87			10.65	4.56	0.00	94.71
GRANDVIEW (STEPHEN)	JT 82	10.54		2.63	4.21			35.00	5.00	0.00	10.45	2.09				69.92
TEMPLE (COTTON)	JT 101	10.54		2.63	4.21			37.12	5.30	13.34	10.45	2.09				85.68

STATE OF OKLAHOMA
COUNTY OF JEFFERSON

I, Traci Smith, County Clerk for Jefferson County, Oklahoma, do hereby certify that the above levies are true and correct for the taxable year 2018
witness my hand and seal this: 29th day of October 2018, at Waurika, Oklahoma


Traci Smith
Jefferson County Clerk



Date: 7/17/2018

Time: 1:38PM


Assessor's Report to Excise Board Jefferson

School District	Personal Property	Real Estate	Public Service	Total Valuation	Total Exemptions	Total Valuation Less Exemptions
1A Ryan	106,083	1,300,041	228,433	1,634,557	130,049	1,504,508
1B Grady	10	20,050	0	20,060	3,000	17,060
1B Ryan	491,654	3,590,829	2,254,412	6,336,895	76,963	6,259,932
1B Sugden	3,260	41,764	2,133	47,157	3,000	44,157
Totals for 1 Ryan	601,007	4,952,684	2,484,978	8,038,669	213,012	7,825,657
14A Ringling	266,024	2,078,870	248,308	2,593,202	192,792	2,400,410
14B Atlee	0	654	0	654	0	654
14B Co Cornish	83,479	197,309	0	280,788	9,500	271,288
14B Cornish	13,160	140,349	57,977	211,486	16,000	195,486
14B Ringling	2,255,861	5,229,545	3,819,407	11,304,813	179,783	11,125,030
Totals for 14 Ringling	2,618,524	7,646,727	4,125,692	14,390,943	398,075	13,992,868
23A Co Waurika	86,536	1,287,122	0	1,373,660	73,388	1,300,272
23A Waurika	571,710	3,870,317	986,613	5,428,640	367,500	5,061,140
23B Addington	113,545	121,625	35,463	270,633	15,058	255,575
23B Hastings	20,069	423,338	53,731	497,138	58,063	439,075
23B Kiowa Hills	0	0	0	0	0	0
23B Sugden	432	41,034	651	42,117	5,478	36,639
23B Wau Shores	0	38,155	0	38,155	1,000	37,155
23B Waurika	2,792,578	4,890,218	3,487,503	11,170,299	118,088	11,052,211
Totals for 23 Waurika	3,584,872	10,671,809	4,563,961	18,820,642	638,575	18,182,067
3A Terral	30,914	591,693	468,755	1,091,362	92,197	999,165
3B Bluff City	0	37,290	0	37,290	0	37,290
3B Terral	261,790	1,569,917	675,579	2,507,286	32,500	2,474,786
Totals for 3 Terral	292,704	2,198,900	1,144,334	3,635,938	124,697	3,511,241
JT 101 Hastings	0	164	0	164	0	164
JT 101 Temple	51,553	108,183	231,543	391,279	1,000	390,279
Totals for JT 101 Temple	51,553	108,347	231,543	391,443	1,000	390,443
JT 2 Addington	5,022	97,547	6,204	108,773	17,849	90,924
JT 2 Comanche	135,286	428,667	233,087	797,040	28,060	768,980
JT 2 E Shore	0	119,892	9,812	129,704	5,000	124,704
JT 2 IVY-Wood	18,168	141,064	0	159,232	12,665	146,567
Totals for JT 2 Comanche	158,476	787,170	249,103	1,194,749	63,574	1,131,175
JT 55 Healdton	29,716	19,435	15,520	64,671	0	64,671
Totals for JT 55 Healdton	29,716	19,435	15,520	64,671	0	64,671
JT 82 Grandview	264	10,918	156	11,338	1,000	10,338
Totals for JT 82 Grandview	264	10,918	156	11,338	1,000	10,338
Total Assessed Valuation:	7,337,116	26,395,990	12,815,287	46,548,393	1,439,933	45,108,460

I, Sandra Watkins County Assessor of Jefferson County, Oklahoma do certify that the values as set forth for the above School Districts of said County are true and correct for the year 2018 as certified by the State Board Of Equalization.

Given under my hand this 17th day of July, 2018

Sandra Watkins
Sandra Watkins, Jefferson County Assessor



C.W. RHC