

City/Village

DISTRICT	DESCRIPTION	PERSONAL PROPERTY	REAL PROPERTY	PUBLIC SERVICE	TOTAL VALUATION	HOMESTEAD EXEMPTIONS	OTHER EXEMPTIONS	NET VALUATION
T001	Tishomingo City	932,793	11,859,779	989,492	13,782,064	405,761	158,575	13,217,728
T002	Mannsville City	200,488	2,928,949	235,216	3,364,653	173,072	55,435	3,136,146
T003	Milburn City	20,784	841,079	76,498	938,361	60,000	14,275	864,086
CITY/VILLAGE TOTAL VALUATION		1,154,065	15,629,807	1,301,206	18,085,078	638,833	228,285	17,217,960

County

DISTRICT	DESCRIPTION	PERSONAL PROPERTY	REAL PROPERTY	PUBLIC SERVICE	TOTAL VALUATION	HOMESTEAD EXEMPTIONS	OTHER EXEMPTIONS	NET VALUATION
C001	Johnston County	66,956,323	56,050,152	54,480,814	177,487,289	2,121,380	1,198,669	174,167,240
COUNTY TOTAL VALUATION		66,956,323	56,050,152	54,480,814	177,487,289	2,121,380	1,198,669	174,167,240

School

DISTRICT	DESCRIPTION	PERSONAL PROPERTY	REAL PROPERTY	PUBLIC SERVICE	TOTAL VALUATION	HOMESTEAD EXEMPTIONS	OTHER EXEMPTIONS	NET VALUATION
J130	Stonewall JI-30	47,996	1,271,622	796,806	2,116,424	45,459	31,445	2,039,520
S0D7	Mannsville D-7	2,247,208	4,627,955	2,414,329	9,289,492	250,072	69,641	8,969,779
S0I2	Mill Creek I-2	49,602,177	5,380,980	4,497,990	59,481,147	185,980	84,345	59,210,822
SD10	Ravia D-10	1,800,742	5,413,718	6,664,425	13,878,885	232,014	142,002	13,504,869
SI20	Tish I-20	9,759,152	23,215,488	20,707,185	53,681,825	774,646	440,499	52,466,680
SI29	Milburn I-29	494,315	6,316,413	9,386,924	16,197,652	301,210	188,187	15,708,255
SI35	Coleman I-35	2,002,169	5,497,421	63,278	7,562,868	152,051	176,248	7,234,569
SI37	Wapanucka I-37	1,002,564	4,326,555	9,949,877	15,278,996	179,948	66,302	15,032,746
SCHOOL TOTAL VALUATION		66,956,323	56,050,152	54,480,814	177,487,289	2,121,380	1,198,669	174,167,240

Vo-Tech

DISTRICT	DESCRIPTION	PERSONAL PROPERTY	REAL PROPERTY	PUBLIC SERVICE	TOTAL VALUATION	HOMESTEAD EXEMPTIONS	OTHER EXEMPTIONS	NET VALUATION
VT07	Vo-Tech 7	1,002,564	4,326,555	9,949,877	15,278,996	179,948	66,302	15,032,746
VT14	Vo-Tech 14	47,996	1,271,622	796,806	2,116,424	45,459	31,445	2,039,520
VT20	Vo-Tech 20	2,247,208	4,627,955	2,414,329	9,289,492	250,072	69,641	8,969,779
VO-TECH TOTAL VALUATION		3,297,768	10,226,132	13,161,012	26,684,912	475,479	167,388	26,042,045

2022 JOHNSTON COUNTY ASSESSOR'S OFFICE REPORT TO THE EXCISE BOARD

07/28/2022

I, Guyla Hart, Assessor of Johnston County Oklahoma, do hereby certify that the foregoing is a true and correct statement of valuations for Real Estate, Personal Property, Public Service and Homestead Exemptions as certified by the State Board of Equalization and shown by the records in the County Assessor's office by my name and affixed the seal of the County Assessors office on this day of 07/28/2022.

State of Oklahoma )  
Johnston County ) SS

*Guyla Hart*

Guyla Hart  
County Assessor  
Johnston County



Seal


I, Kathy Ross, County Clerk of Johnston County Oklahoma, do hereby certify that the above is a true, correct and complete list of the valuations of Johnston County Oklahoma as certified by the Johnston County Assessor's office.

Excise Board:

*Ran Shaffer*

*Kathy Ross*

*Diane Kibbey*



Kathy Ross  
County Clerk  
Johnston County

Seal

7/28/22

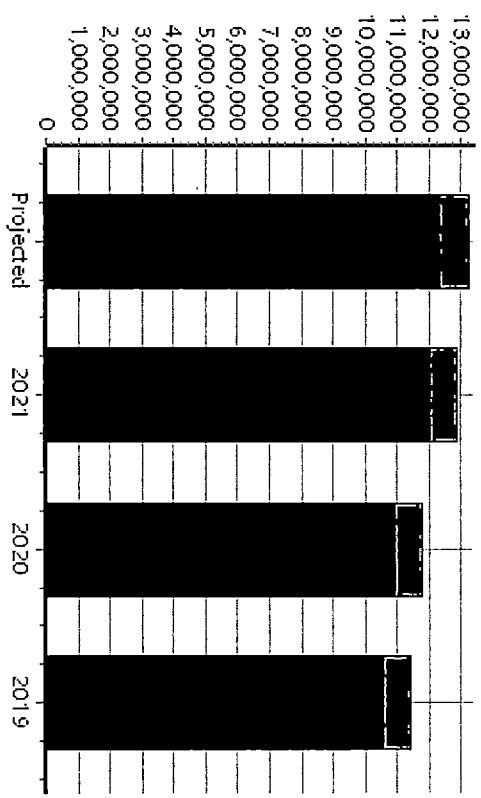
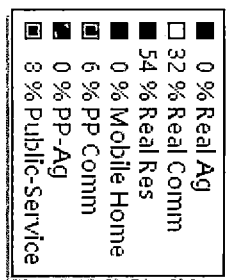
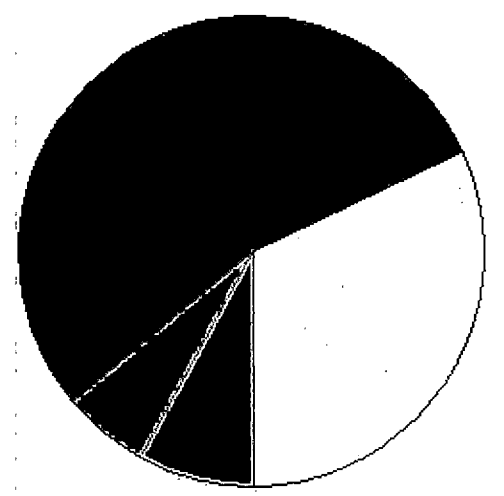
Date

Real	Count	Value
Agricultural	14	85,041
Commercial	176	4,283,170
Residential	1,449	7,491,568
<b>Total Real Value</b>	<b>1,639</b>	<b>11,859,779</b>
Homestead	368	405,761
Veteran	15	158,575
Other	0	0
<b>Total Exempt</b>	<b>421</b>	<b>564,336</b>
<b>TIF Increment Value</b>		
<b>Net Assessed</b>		<b>11,295,443</b>
<b>Net Assessed Under Protest</b>		
Senior Freeze	85	333,605
Capped Parcels	1,328	8,699,790

Personal	Count	Value
Agricultural	8	9,806
Commercial	157	894,609
Mobile Home	10	28,558
<b>Total Personal</b>	<b>175</b>	<b>932,973</b>
<b>Total Exempt</b>	<b>1</b>	<b>180</b>
<b>TIF Increment Value</b>		
<b>Net Assessed</b>		<b>932,793</b>
<b>Net Assessed Under Protest</b>		
<b>Public Service</b>	<b>Count</b>	<b>Value</b>
<b>Total PS Value</b>	<b>8</b>	<b>989,492</b>
<b>TIF Increment Value</b>		
<b>Net Assessed</b>		<b>989,492</b>

District Totals	Value
<b>Total Gross Value</b>	<b>13,782,244</b>
Homestead Loss	405,761
Other Exemption Loss	158,755
<b>TIF Increment Value</b>	
<b>Retained TIF Value</b>	
<b>Net Assessed Value</b>	<b>13,217,728</b>

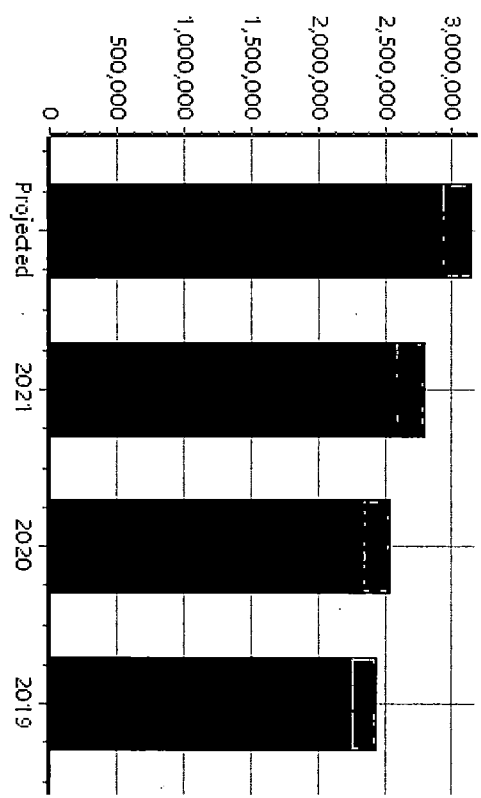
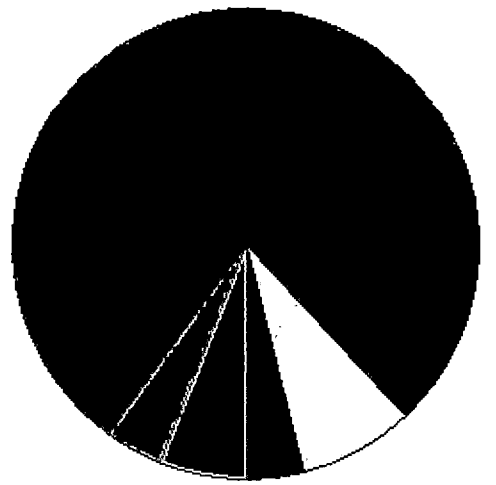
**Net Assessed Under Protest**  
 \* Public Service Protests Values are not included on this report.



Real	Count	Value
Agricultural	30	107,471
Commercial	34	284,242
Residential	555	2,537,236
<b>Total Real Value</b>	<b>619</b>	<b>2,928,949</b>
Homestead	158	173,072
Veteran	5	55,435
Other	0	0
<b>Total Exempt</b>	<b>179</b>	<b>228,507</b>
<b>TIF Increment Value</b>		
<b>Net Assessed</b>		<b>2,700,442</b>
<b>Net Assessed Under Protest</b>		
Senior Freeze	37	149,355
Capped Parcels	383	1,071,615

Personal	Count	Value
Agricultural	2	3,046
Commercial	16	163,586
Mobile Home	11	34,636
<b>Total Personal</b>	<b>29</b>	<b>201,268</b>
<b>Total Exempt</b>	<b>1</b>	<b>780</b>
<b>TIF Increment Value</b>		
<b>Net Assessed</b>		<b>200,488</b>
<b>Net Assessed Under Protest</b>		
Public Service	Count	Value
<b>Total PS Value</b>	<b>5</b>	<b>235,216</b>
<b>TIF Increment Value</b>		
<b>Net Assessed</b>		<b>235,216</b>

District Totals	
Total Gross Value	3,365,433
Homestead Loss	173,072
Other Exemption Loss	56,215
<b>TIF Increment Value</b>	
<b>Retained TIF Value</b>	
<b>Net Assessed Value</b>	<b>3,136,146</b>
<b>Net Assessed Under Protest</b>	
* Public Service Protest Values are not included on this report.	

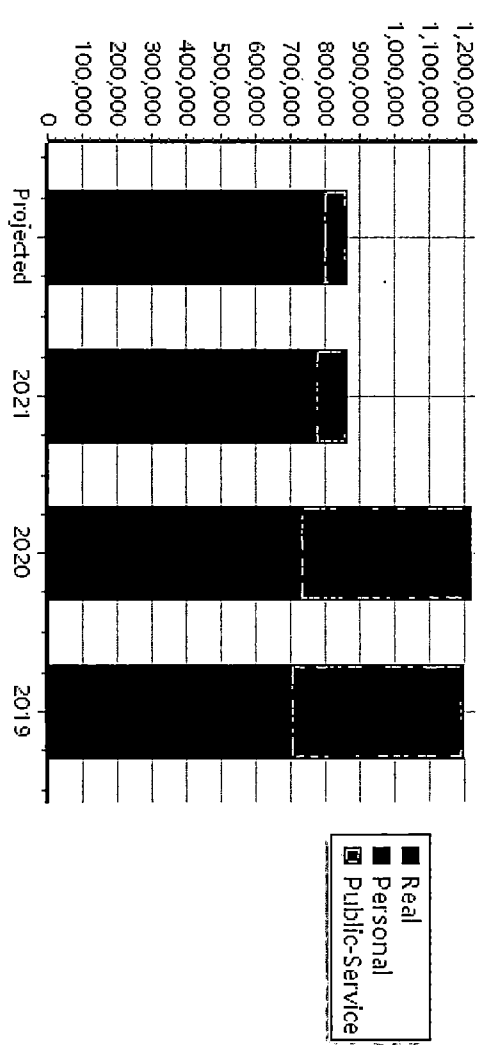
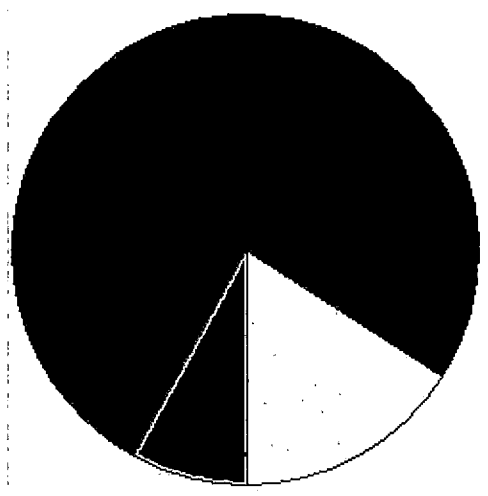


Real	Count	Value
Agricultural	1	405
Commercial	10	145,691
Residential	213	694,983
<b>Total Real Value</b>	<b>224</b>	<b>841,079</b>
Homestead	53	60,000
Veteran	1	14,275
Other	0	0
<b>Total Exempt</b>	<b>61</b>	<b>74,275</b>
<b>TIF Increment Value</b>		
<b>Net Assessed</b>		<b>766,804</b>
<b>Net Assessed Under Protest</b>		
Senior Freeze	11	24,892
Capped Parcels	143	276,082

Personal	Count	Value
Agricultural	2	4,204
Commercial	6	5,745
Mobile Home	4	10,835
<b>Total Personal</b>	<b>12</b>	<b>20,784</b>
<b>Total Exempt</b>	<b>0</b>	<b>0</b>
<b>TIF Increment Value</b>		
<b>Net Assessed</b>		<b>20,784</b>
<b>Net Assessed Under Protest</b>		
Public Service	Count	Value
<b>Total PS Value</b>	<b>2</b>	<b>76,498</b>
<b>TIF Increment Value</b>		
<b>Net Assessed</b>		<b>76,498</b>

District Totals	Value
Total Gross Value	938,361
Homestead Loss	60,000
Other Exemption Loss	14,275
TIF Increment Value	
Retained TIF Value	
Net Assessed Value	864,086

**Net Assessed Under Protest**  
 \* Public Service Protests Values are not included on this report.

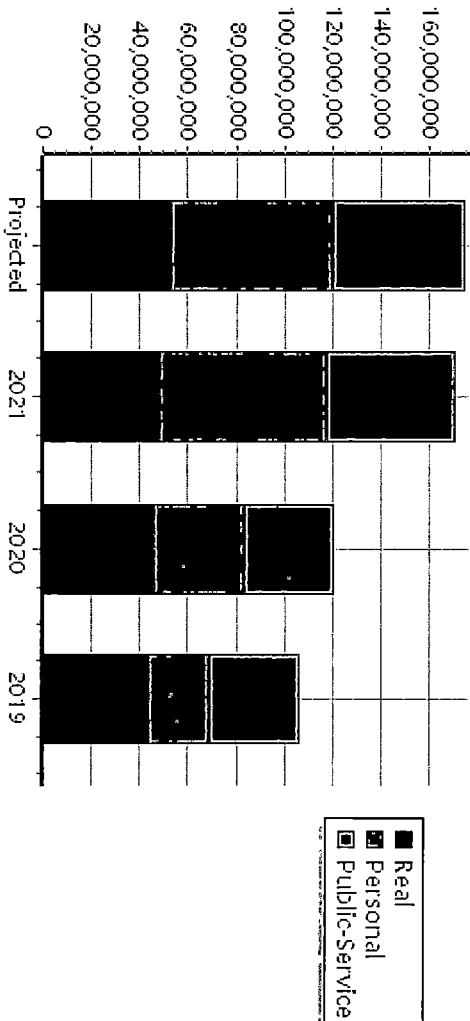
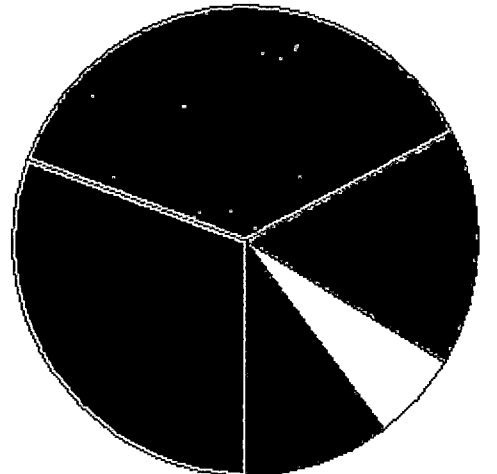


Real	Count	Value
Agricultural	3,176	17,852,331
Commercial	433	8,882,927
Residential	6,766	29,314,894
<b>Total Real Value</b>	<b>10,375</b>	<b>56,050,152</b>
Homestead	1,959	2,121,380
Veteran	100	1,198,669
Other	0	0
<b>Total Exempt</b>	<b>2,230</b>	<b>3,320,049</b>
<b>TIF Increment Value</b>		
<b>Net Assessed</b>		<b>52,730,103</b>
<b>Net Assessed Under Protest</b>		
Senior Freeze	369	1,579,627
Capped Parcels	6,296	25,981,896

Personal	Count	Value
Agricultural	519	910,443
Commercial	469	65,437,061
Mobile Home	182	623,663
<b>Total Personal</b>	<b>1,170</b>	<b>66,971,167</b>
<b>Total Exempt</b>	<b>60</b>	<b>14,844</b>
<b>TIF Increment Value</b>		
<b>Net Assessed</b>		<b>66,956,323</b>
<b>Net Assessed Under Protest</b>		
<b>Public Service</b>		
<b>Total PS Value</b>	<b>124</b>	<b>54,480,814</b>
<b>TIF Increment Value</b>		
<b>Net Assessed</b>		<b>54,480,814</b>

District Totals	Count	Value
<b>Total Gross Value</b>		<b>177,502,133</b>
Homestead Loss		2,121,380
Other Exemption Loss		1,213,513
<b>TIF Increment Value</b>		
<b>Retained TIF Value</b>		
<b>Net Assessed Value</b>		<b>174,167,240</b>
<b>Net Assessed Under Protest</b>		

\* Public Service Proteests Values are not included on this report.

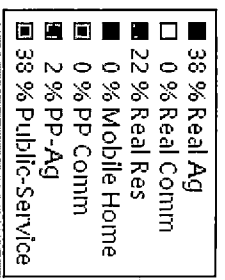
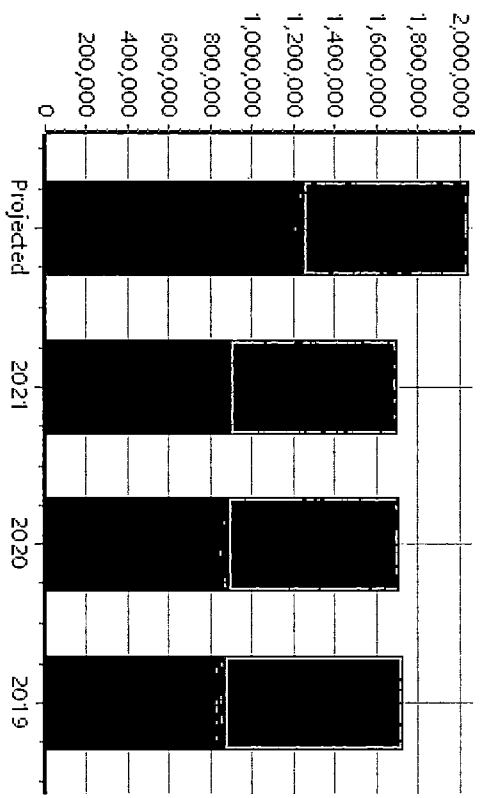
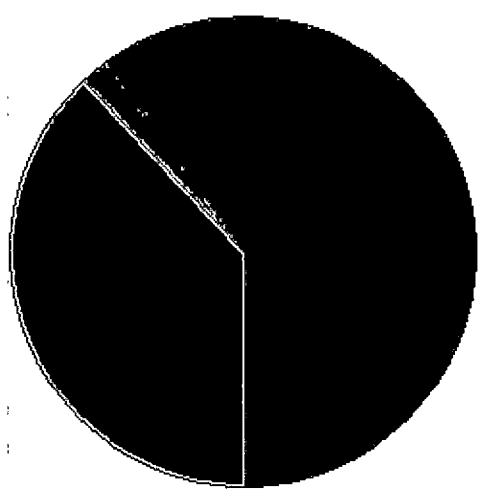


Real	Count	Value
Agricultural	90	795,585
Commercial	1	878
Residential	198	475,159
<b>Total Real Value</b>	<b>289</b>	<b>1,271,622</b>
Homestead	40	45,459
Veteran	3	31,445
Other	0	0
<b>Total Exempt</b>	<b>49</b>	<b>76,904</b>
<b>TIF Increment Value</b>		
<b>Net Assessed</b>		<b>1,194,718</b>
<b>Net Assessed Under Protest</b>		
Senior Freeze	9	25,723
Capped Parcels	139	448,243


Personal	Count	Value
Agricultural	6	30,682
Commercial	4	7,277
Mobile Home	3	10,037
<b>Total Personal</b>	<b>13</b>	<b>47,996</b>
<b>Total Exempt</b>	<b>0</b>	<b>0</b>
<b>TIF Increment Value</b>		
<b>Net Assessed</b>		<b>47,996</b>
<b>Net Assessed Under Protest</b>		
<b>Public Service</b>	<b>Count</b>	<b>Value</b>
<b>Total PS Value</b>	<b>5</b>	<b>796,806</b>
<b>TIF Increment Value</b>		
<b>Net Assessed</b>		<b>796,806</b>

District Totals	
Total Gross Value	2,116,424
Homestead Loss	45,459
Other Exemption Loss	31,445
TIF Increment Value	
Retained TIF Value	
Net Assessed Value	2,039,520

**Net Assessed Under Protest**  
 \* Public Service Protests Values are not included on this report.

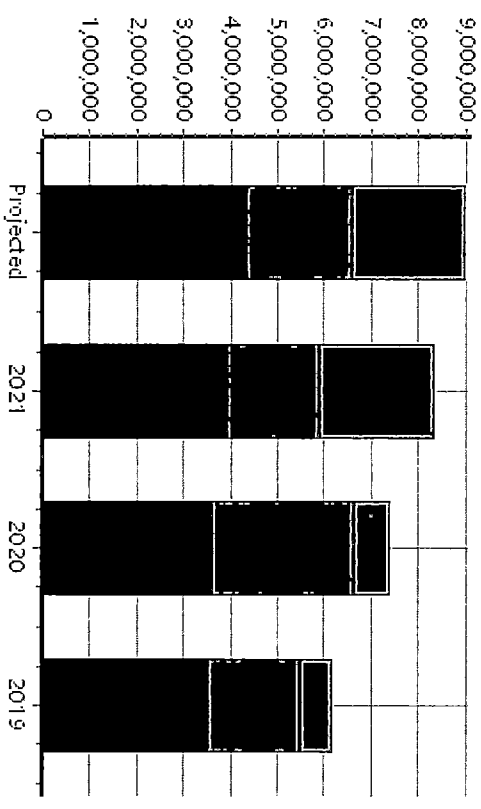


Real	Count	Value
Agricultural	239	902,933
Commercial	36	286,320
Residential	714	3,438,702
<b>Total Real Value</b>	<b>989</b>	<b>4,627,955</b>
Homestead	230	250,072
Veteran	7	69,641
Other	0	0
<b>Total Exempt</b>	<b>258</b>	<b>319,713</b>
<b>TIF Increment Value</b>		
<b>Net Assessed</b>		<b>4,308,242</b>
<b>Net Assessed Under Protest</b>		
Senior Freeze	50	174,270
Capped Parcels	546	1,390,025



■	10 % Real/Ag
□	4 % Real Comm
■	38 % Real Res
■	0 % Mobile Home
■	22 % PP Comm
■	0 % PP-Ag
■	26 % Public-Service

Personal	Count	Value
Agricultural	36	70,116
Commercial	41	2,090,319
Mobile Home	27	88,753
<b>Total Personal</b>	<b>104</b>	<b>2,249,188</b>
<b>Total Exempt</b>	<b>7</b>	<b>1,980</b>
<b>TIF Increment Value</b>		
<b>Net Assessed</b>		<b>2,247,208</b>
<b>Net Assessed Under Protest</b>		
Public Service	Count	Value
Total PS Value	15	2,414,329
<b>TIF Increment Value</b>		
<b>Net Assessed</b>		<b>2,414,329</b>



■	Real
■	Personal
■	Public-Service

District Totals	
Total Gross Value	9,291,472
Homestead Loss	250,072
Other Exemption Loss	71,621
<b>TIF Increment Value</b>	
<b>Retained TIF Value</b>	
<b>Net Assessed Value</b>	<b>8,969,779</b>
<b>Net Assessed Under Protest</b>	
* Public Service Protests Values are not included on this report.	

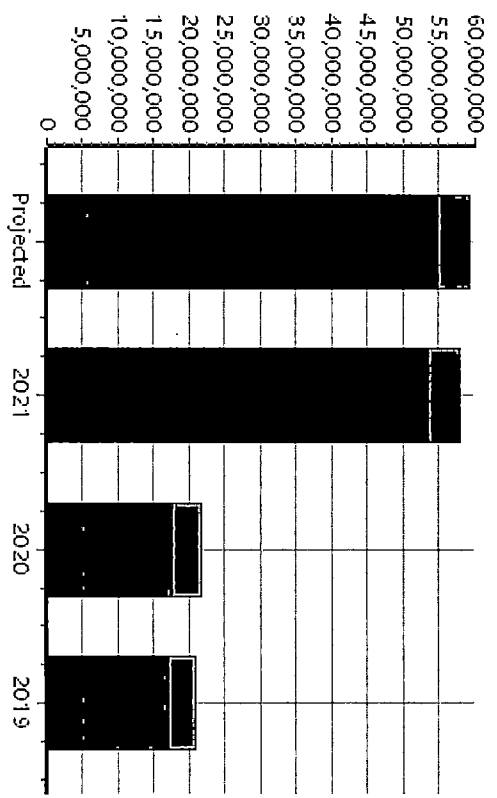

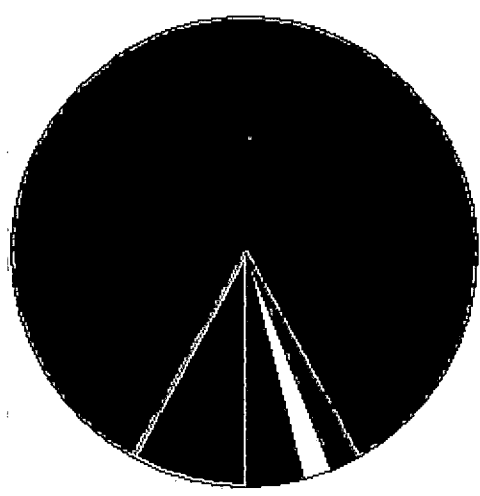


Real	Count	Value
Agricultural	511	2,081,840
Commercial	70	1,597,143
Residential	495	1,701,997
<b>Total Real Value</b>	<b>1,076</b>	<b>5,380,980</b>
Homestead	168	185,980
Veteran	7	84,345
Other	0	0
<b>Total Exempt</b>	<b>194</b>	<b>270,325</b>
<b>TIF Increment Value</b>		
<b>Net Assessed</b>		<b>5,110,655</b>
<b>Net Assessed Under Protest</b>		
Senior Freeze	34	110,449
Capped Parcels	476	2,621,006

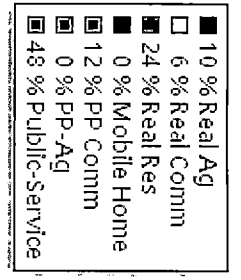
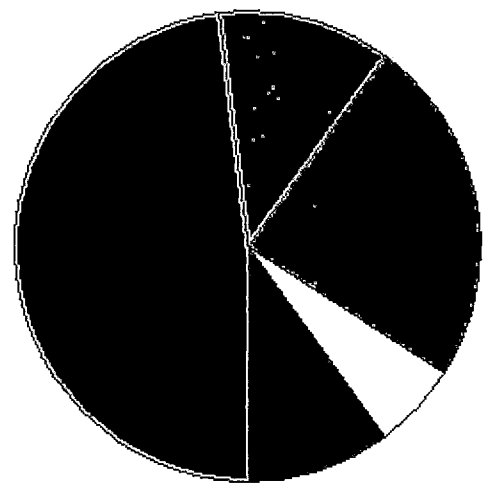
Personal	Count	Value
Agricultural	55	94,474
Commercial	57	49,452,901
Mobile Home	15	55,602
<b>Total Personal</b>	<b>127</b>	<b>49,602,977</b>
<b>Total Exempt</b>	<b>4</b>	<b>800</b>
<b>TIF Increment Value</b>		
<b>Net Assessed</b>		<b>49,602,177</b>
<b>Net Assessed Under Protest</b>		
Public Service	Count	Value
<b>Total PS Value</b>	<b>17</b>	<b>4,497,990</b>
<b>TIF Increment Value</b>		
<b>Net Assessed</b>		<b>4,497,990</b>

District Totals	Value
<b>Total Gross Value</b>	<b>59,481,947</b>
Homestead Loss	185,980
Other Exemption Loss	85,145
<b>TIF Increment Value</b>	
<b>Retained TIF Value</b>	
<b>Net Assessed Value</b>	<b>59,210,822</b>
<b>Net Assessed Under Protest</b>	

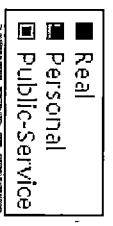
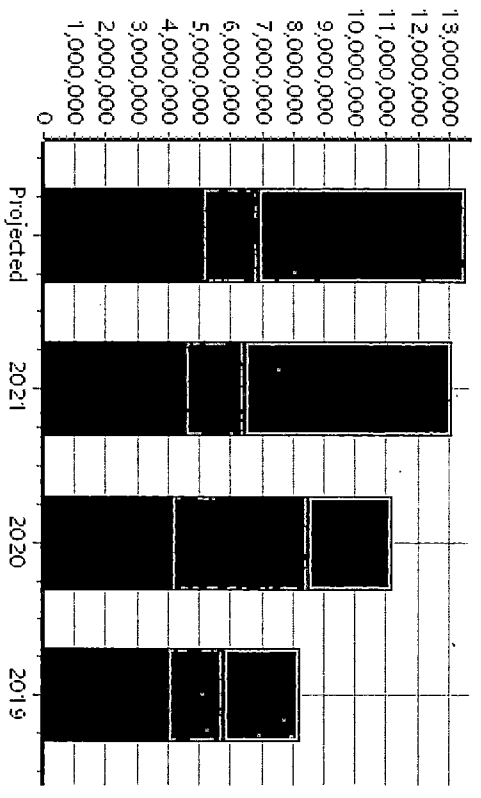
\* Public Service Proteests Values are not included on this report.



Real	Count	Value
Agricultural	169	1,271,260
Commercial	35	736,672
Residential	683	3,405,786
<b>Total Real Value</b>	<b>887</b>	<b>5,413,718</b>
Homestead	213	232,014
Veteran	14	142,002
Other	0	0
<b>Total Exempt</b>	<b>248</b>	<b>374,016</b>
<b>TIF Increment Value</b>		
<b>Net Assessed</b>		<b>5,039,702</b>
<b>Net Assessed Under Protest</b>		
Senior Freeze	42	120,427
Capped Parcels	511	2,379,302



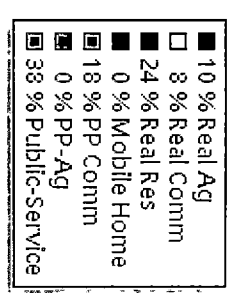
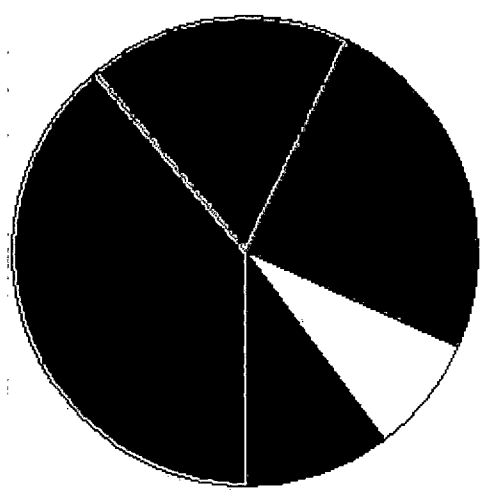
Personal	Count	Value
Agricultural	41	38,125
Commercial	50	1,688,150
Mobile Home	27	75,267
<b>Total Personal</b>	<b>118</b>	<b>1,801,542</b>
<b>Total Exempt</b>	<b>4</b>	<b>800</b>
<b>TIF Increment Value</b>		
<b>Net Assessed</b>		<b>1,800,742</b>
<b>Net Assessed Under Protest</b>		
Public Service	Count	Value
<b>Total PS Value</b>	<b>16</b>	<b>6,664,425</b>
<b>TIF Increment Value</b>		
<b>Net Assessed</b>		<b>6,664,425</b>



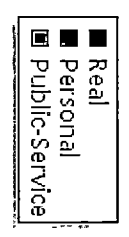
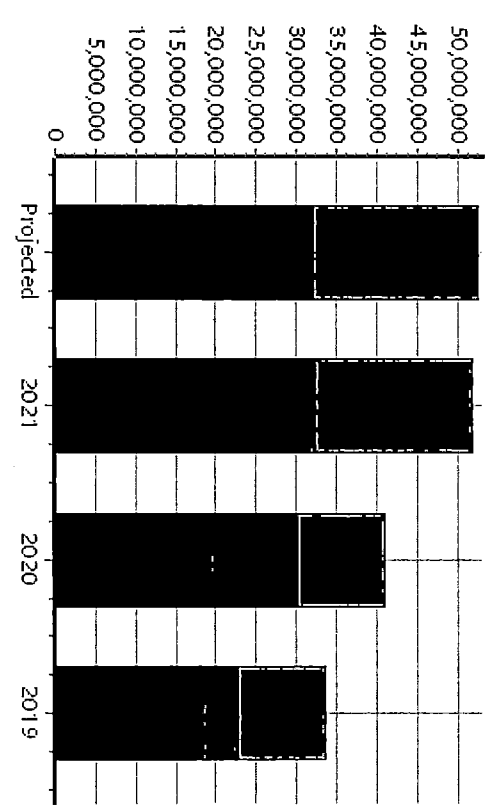
District Totals	
Total Gross Value	13,879,685
Homestead Loss	232,014
Other Exemption Loss	142,802
<b>TIF Increment Value</b>	
<b>Retained TIF Value</b>	
<b>Net Assessed Value</b>	<b>13,504,869</b>
<b>Net Assessed Under Protest</b>	

\* Public Service Protests Values are not included on this report.

Real	Count	Value
Agricultural	968	5,561,553
Commercial	199	4,514,421
Residential	2,839	13,139,514
<b>Total Real Value</b>	<b>4,006</b>	<b>23,215,488</b>
Homestead	713	774,646
Veteran	34	440,499
Other	0	0
<b>Total Exempt</b>	<b>811</b>	<b>1,215,145</b>
<b>TIF Increment Value</b>		
<b>Net Assessed</b>		<b>22,000,343</b>



Personal	Count	Value
Agricultural	154	272,608
Commercial	213	9,385,599
Mobile Home	36	104,723
<b>Total Personal</b>	<b>403</b>	<b>9,762,930</b>
<b>Total Exempt</b>	<b>20</b>	<b>3,778</b>
<b>TIF Increment Value</b>		
<b>Net Assessed</b>		<b>9,759,152</b>
<b>Net Assessed Under Protest</b>		
<b>Public Service</b>	<b>Count</b>	<b>Value</b>
Total PS Value	31	20,707,185
<b>TIF Increment Value</b>		
<b>Net Assessed</b>		<b>20,707,185</b>



District Totals	Count	Value
Total Gross Value		53,685,603
Homestead Loss		774,646
Other Exemption Loss		444,277
<b>TIF Increment Value</b>		
<b>Retained TIF Value</b>		
<b>Net Assessed Value</b>		<b>52,466,680</b>
<b>Net Assessed Under Protest</b>		

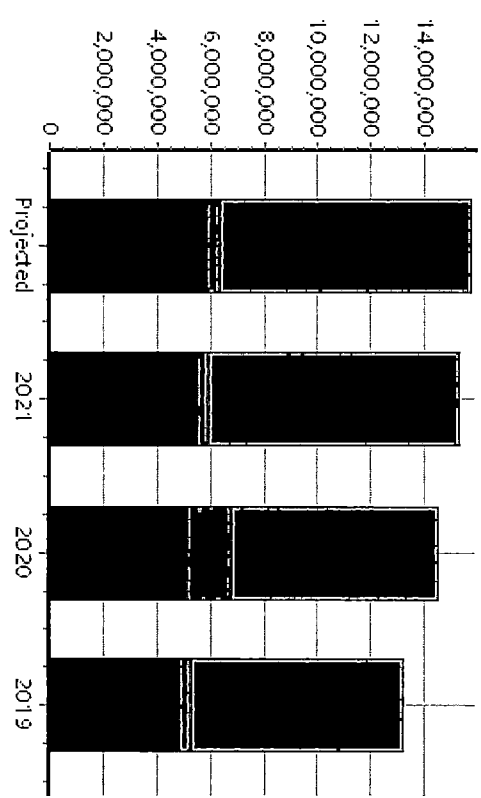
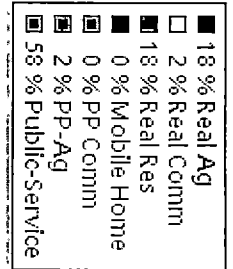
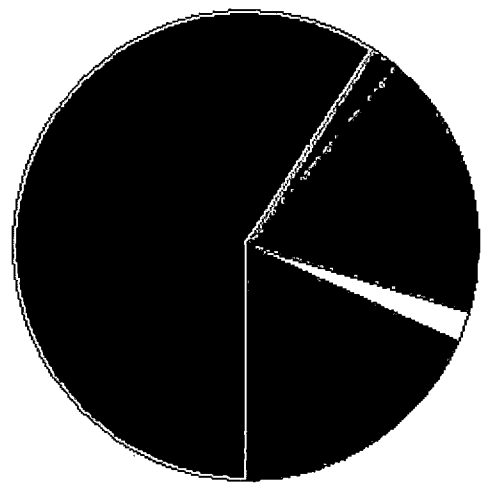
\* Public Service Proteasts Values are not included on this report.

Real	Count	Value
Agricultural	499	3,036,002
Commercial	18	225,005
Residential	664	3,055,406
<b>Total Real Value</b>	<b>1,181</b>	<b>6,316,413</b>
Homestead	277	301,210
Veteran	14	188,187
Other	0	0
<b>Total Exempt</b>	<b>316</b>	<b>489,397</b>
<b>TIF Increment Value</b>		
<b>Net Assessed</b>		<b>5,827,016</b>
<b>Net Assessed Under Protest</b>		
Senior Freeze	51	326,104
Capped Parcels	631	2,023,378

Personal	Count	Value
Agricultural	112	222,660
Commercial	41	123,191
Mobile Home	36	152,322
<b>Total Personal</b>	<b>189</b>	<b>498,173</b>
<b>Total Exempt</b>	<b>10</b>	<b>3,858</b>
<b>TIF Increment Value</b>		
<b>Net Assessed</b>		<b>494,315</b>
<b>Net Assessed Under Protest</b>		
Public Service	Count	Value
<b>Total PS Value</b>	<b>17</b>	<b>9,386,924</b>
<b>TIF Increment Value</b>		
<b>Net Assessed</b>		<b>9,386,924</b>

District Totals	
Total Gross Value	16,201,510
Homestead Loss	301,210
Other Exemption Loss	192,045
<b>TIF Increment Value</b>	
<b>Retained TIF Value</b>	
<b>Net Assessed Value</b>	<b>15,708,255</b>

**Net Assessed Under Protest**  
 \* Public Service Proteests Values are not included on this report.

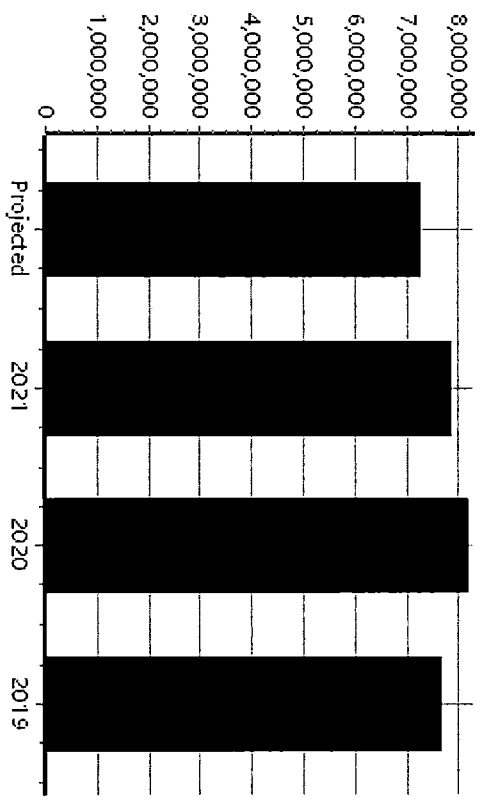
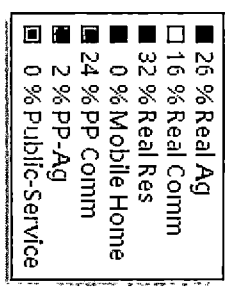



Real	Count	Value
Agricultural	272	1,904,808
Commercial	20	1,152,552
Residential	427	2,440,061
<b>Total Real Value</b>	<b>719</b>	<b>5,497,421</b>
Homestead	150	152,051
Veteran	12	176,248
Other	0	0
<b>Total Exempt</b>	<b>165</b>	<b>328,299</b>
<b>TIF Increment Value</b>		
<b>Net Assessed</b>		<b>5,169,122</b>
<b>Net Assessed Under Protest</b>		
Senior Freeze	18	74,485
Capped Parcels	457	1,844,713

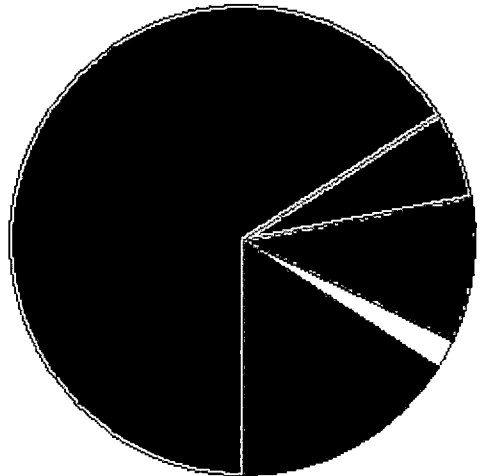
Personal	Count	Value
Agricultural	55	80,415
Commercial	32	1,851,075
Mobile Home	23	72,381
<b>Total Personal</b>	<b>110</b>	<b>2,003,871</b>
<b>Total Exempt</b>	<b>7</b>	<b>1,702</b>
<b>TIF Increment Value</b>		
<b>Net Assessed</b>		<b>2,002,169</b>
<b>Net Assessed Under Protest</b>		
<b>Public Service</b>	<b>Count</b>	<b>Value</b>
<b>Total PS Value</b>	<b>6</b>	<b>63,278</b>
<b>TIF Increment Value</b>		
<b>Net Assessed</b>		<b>63,278</b>

District Totals	Value
Total Gross Value	7,564,570
Homestead Loss	152,051
Other Exemption Loss	177,950
TIF Increment Value	
Retained TIF Value	
<b>Net Assessed Value</b>	<b>7,234,569</b>

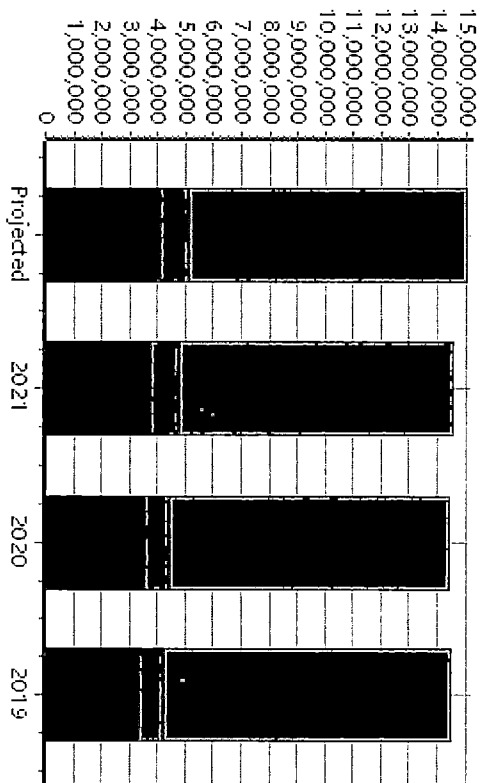
**Net Assessed Under Protest**  
 \* Public Service Protections Values are not included on this report.



Real	Count	Value
Agricultural	428	2,298,350
Commercial	54	369,936
Residential	746	1,658,269
<b>Total Real Value</b>	<b>1,228</b>	<b>4,326,555</b>
Homestead	168	179,948
Veteran	9	66,302
Other	0	0
<b>Total Exempt</b>	<b>189</b>	<b>246,250</b>
<b>TIF Increment Value</b>		
<b>Net Assessed</b>		<b>4,080,305</b>
<b>Net Assessed Under Protest</b>		
Senior Freeze	31	149,815
Capped Parcels	742	1,964,084



Personal	Count	Value
Agricultural	60	101,363
Commercial	31	838,549
Mobile Home	15	64,578
<b>Total Personal</b>	<b>106</b>	<b>1,004,490</b>
<b>Total Exempt</b>	<b>8</b>	<b>1,926</b>
<b>TIF Increment Value</b>		
<b>Net Assessed</b>		<b>1,002,564</b>
<b>Net Assessed Under Protest</b>		
Public Service	Count	Value
<b>Total PS Value</b>	<b>17</b>	<b>9,949,877</b>
<b>TIF Increment Value</b>		
<b>Net Assessed</b>		<b>9,949,877</b>



**District Totals**

Total Gross Value	15,280,922
Homestead Loss	179,948
Other Exemption Loss	68,228
<b>TIF Increment Value</b>	
<b>Retained TIF Value</b>	
<b>Net Assessed Value</b>	<b>15,032,746</b>

**Net Assessed Under Protest**

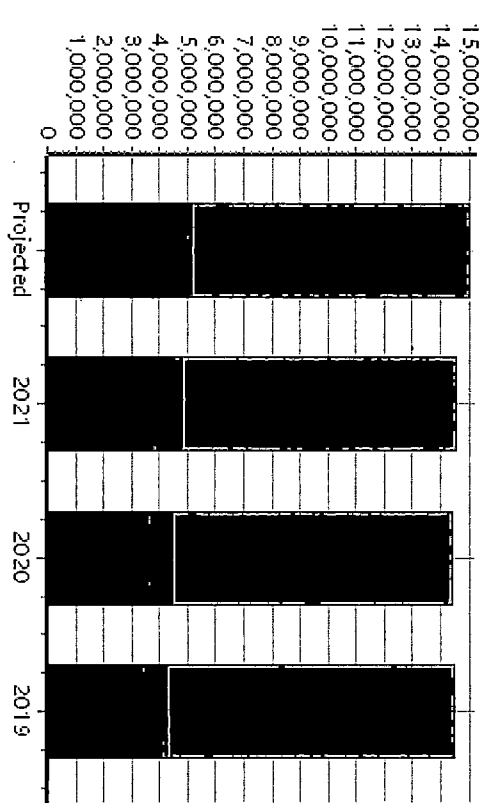
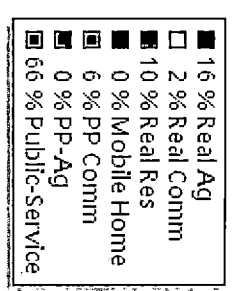
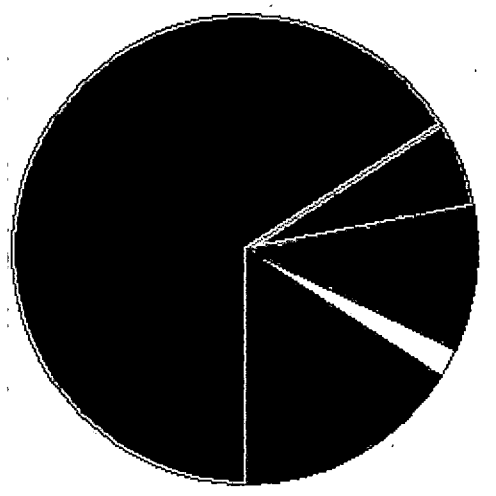
\* Public Service Protests Values are not included on this report.

Real	Count	Value
Agricultural	428	2,298,350
Commercial	54	369,936
Residential	746	1,658,269
<b>Total Real Value</b>	<b>1,228</b>	<b>4,326,555</b>
Homestead	168	179,948
Veteran	9	66,302
Other	0	0
<b>Total Exempt</b>	<b>189</b>	<b>246,250</b>
<b>TIF Increment Value</b>		
<b>Net Assessed</b>		<b>4,080,305</b>
<b>Net Assessed Under Protest</b>		
Senior Freeze	31	149,815
Capped Parcels	742	1,964,084

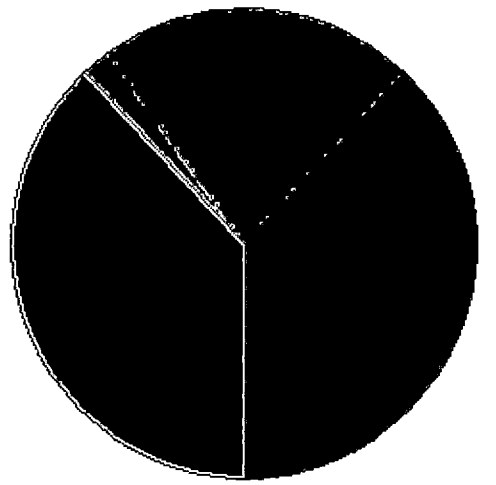
Personal	Count	Value
Agricultural	60	101,363
Commercial	31	838,549
Mobile Home	15	64,578
<b>Total Personal</b>	<b>106</b>	<b>1,004,490</b>
<b>Total Exempt</b>	<b>8</b>	<b>1,926</b>
<b>TIF Increment Value</b>		
<b>Net Assessed</b>		<b>1,002,564</b>
<b>Net Assessed Under Protest</b>		
Public Service	Count	Value
Total PS Value	17	9,949,877
<b>TIF Increment Value</b>		
<b>Net Assessed</b>		<b>9,949,877</b>

District Totals	Value
Total Gross Value	15,280,922
Homestead Loss	179,948
Other Exemption Loss	68,228
TIF Increment Value	
Retained TIF Value	
Net Assessed Value	15,032,746

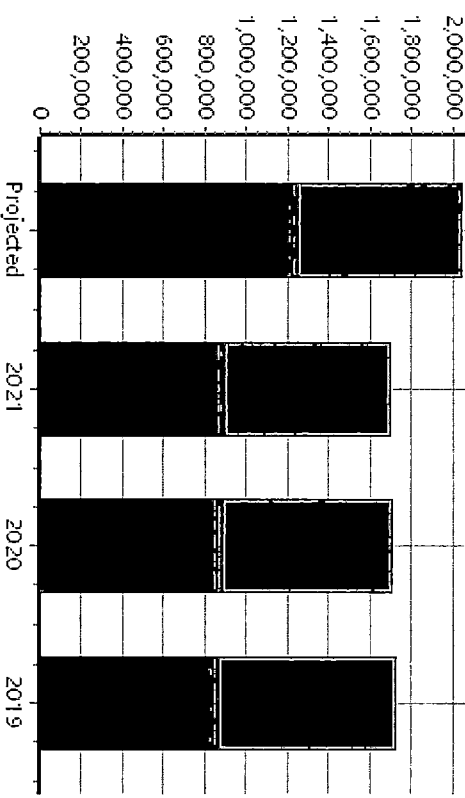
**Net Assessed Under Protest**  
 \*Public Service Protests Values are not included on this report.



Real	Count	Value
Agricultural	90	795,585
Commercial	1	878
Residential	198	475,159
<b>Total Real Value</b>	<b>289</b>	<b>1,271,622</b>
Homestead	40	45,459
Veteran	3	31,445
Other	0	0
<b>Total Exempt</b>	<b>49</b>	<b>76,904</b>
<b>TIF Increment Value</b>		
<b>Net Assessed</b>		<b>1,194,718</b>
<b>Net Assessed Under Protest</b>		
Senior Freeze	9	25,723
Capeted Parcels	139	448,243



Personal	Count	Value
Agricultural	6	30,682
Commercial	4	7,277
Mobile Home	3	10,037
<b>Total Personal</b>	<b>13</b>	<b>47,996</b>
<b>Total Exempt</b>	<b>0</b>	<b>0</b>
<b>TIF Increment Value</b>		
<b>Net Assessed</b>		<b>47,996</b>
<b>Net Assessed Under Protest</b>		
Public Service	Count	Value
<b>Total PS Value</b>	<b>5</b>	<b>796,806</b>
<b>TIF Increment Value</b>		
<b>Net Assessed</b>		<b>796,806</b>



**District Totals**

Total Gross Value	2,116,424
Homestead Loss	45,459
Other Exemption Loss	31,445
<b>TIF Increment Value</b>	
<b>Retained TIF Value</b>	
<b>Net Assessed Value</b>	<b>2,039,520</b>

**Net Assessed Under Protest**

\* Public Service Protests Values are not included on this report.

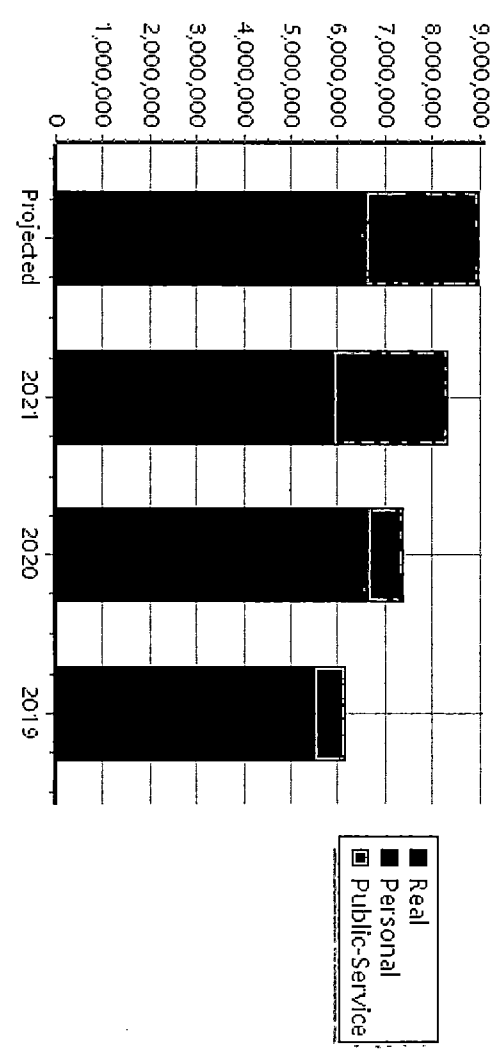
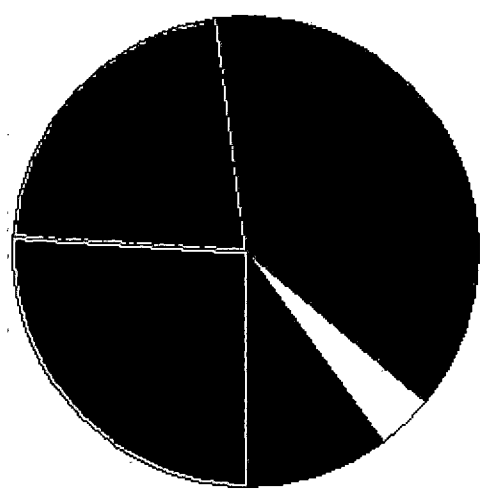


Real	Count	Value
Agricultural	239	902,933
Commercial	36	286,320
Residential	714	3,438,702
<b>Total Real Value</b>	<b>989</b>	<b>4,627,955</b>
Homestead	230	250,072
Veteran	7	69,641
Other	0	0
<b>Total Exempt</b>	<b>258</b>	<b>319,713</b>
<b>TIF Increment Value</b>		
<b>Net Assessed</b>		<b>4,308,242</b>
<b>Net Assessed Under Protest</b>		
Senior Freeze	50	174,270
Capped Parcels	546	1,390,025

Personal	Count	Value
Agricultural	36	70,116
Commercial	41	2,090,319
Mobile Home	27	88,753
<b>Total Personal</b>	<b>104</b>	<b>2,249,188</b>
<b>Total Exempt</b>	<b>7</b>	<b>1,980</b>
<b>TIF Increment Value</b>		
<b>Net Assessed</b>		<b>2,247,208</b>
<b>Net Assessed Under Protest</b>		
<b>Public Service</b>	<b>Count</b>	<b>Value</b>
<b>Total PS Value</b>	<b>15</b>	<b>2,414,329</b>
<b>TIF Increment Value</b>		
<b>Net Assessed</b>		<b>2,414,329</b>

District Totals	Value
Total Gross Value	9,291,472
Homestead Loss	250,072
Other Exemption Loss	71,621
TIF Increment Value	
Retained TIF Value	
Net Assessed Value	8,969,779

**Net Assessed Under Protest**  
 \* Public Service Protests Values are not included on this report.



Real	Count	Value
Agricultural	90	795,585
Commercial	1	878
Residential	198	475,159
<b>Total Real Value</b>	<b>289</b>	<b>1,271,622</b>
Homestead	40	45,459
Veteran	3	31,445
Other	0	0
<b>Total Exempt</b>	<b>49</b>	<b>76,904</b>

<b>TIF Increment Value</b>		
<b>Net Assessed</b>		<b>1,194,718</b>
<b>Net Assessed Under Protest</b>		
Senior Freeze	9	25,723
Capped Parcels	139	448,243

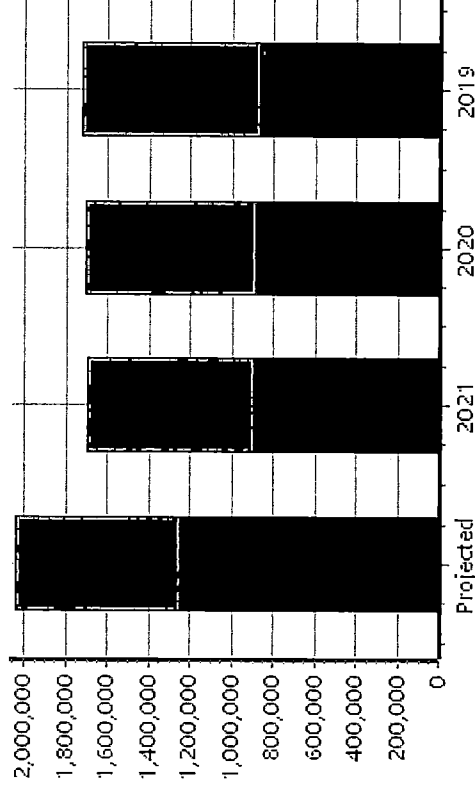

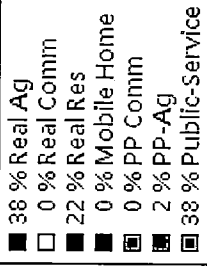

Personal	Count	Value
Agricultural	6	30,682
Commercial	4	7,277
Mobile Home	3	10,037
<b>Total Personal</b>	<b>13</b>	<b>47,996</b>
<b>Total Exempt</b>	<b>0</b>	<b>0</b>

<b>TIF Increment Value</b>		<b>47,996</b>
<b>Net Assessed</b>		
<b>Net Assessed Under Protest</b>		
<b>Public Service</b>		
<b>Total PS Value</b>	<b>5</b>	<b>796,806</b>
<b>TIF Increment Value</b>		
<b>Net Assessed</b>		<b>796,806</b>

District Totals	Value
Total Gross Value	2,116,424
Homestead Loss	45,459
Other Exemption Loss	31,445
<b>TIF Increment Value</b>	
<b>Retained TIF Value</b>	
<b>Net Assessed Value</b>	<b>2,039,520</b>

**Net Assessed Under Protest**

\* Public Service Protefts Values are not included on this report.



Real	Count	Value
Agricultural	428	2,298,350
Commercial	54	369,936
Residential	746	1,658,269
<b>Total Real Value</b>	<b>1,228</b>	<b>4,326,555</b>
Homestead	168	179,948
Veteran	9	66,302
Other	0	0
<b>Total Exempt</b>	<b>189</b>	<b>246,250</b>

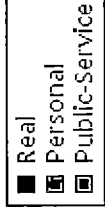
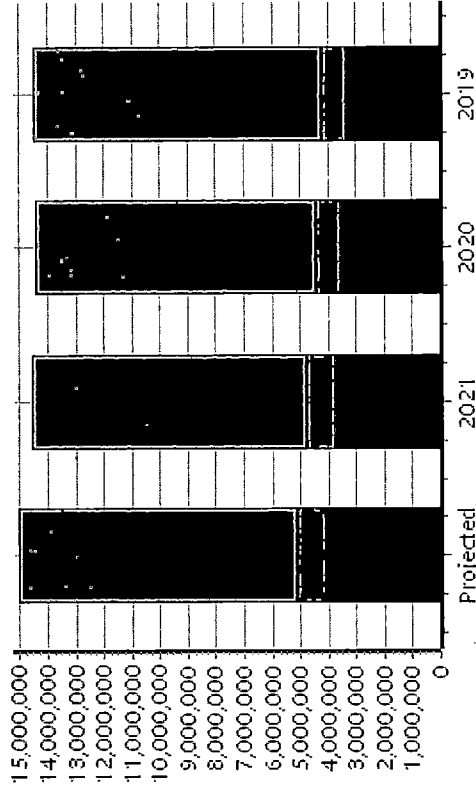
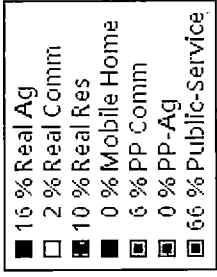
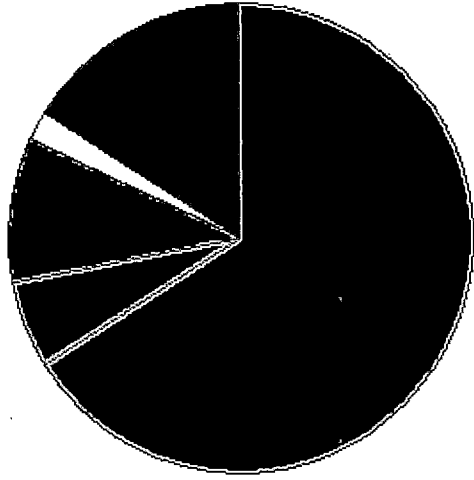
<b>TIF Increment Value</b>		
<b>Net Assessed</b>		<b>4,080,305</b>
<b>Net Assessed Under Protest</b>		
Senior Freeze	31	149,815
Capped Parcels	742	1,964,084

Personal	Count	Value
Agricultural	60	101,363
Commercial	31	838,549
Mobile Home	15	64,578
<b>Total Personal</b>	<b>106</b>	<b>1,004,490</b>
<b>Total Exempt</b>	<b>8</b>	<b>1,926</b>

<b>TIF Increment Value</b>		
<b>Net Assessed</b>		<b>1,002,564</b>
<b>Net Assessed Under Protest</b>		
Public Service	17	9,949,877
<b>Total PS Value</b>	<b>17</b>	<b>9,949,877</b>
<b>TIF Increment Value</b>		
<b>Net Assessed</b>		<b>9,949,877</b>

District Totals	Value
Total Gross Value	15,280,922
Homestead Loss	179,948
Other Exemption Loss	68,228
<b>TIF Increment Value</b>	
<b>Retained TIF Value</b>	
<b>Net Assessed Value</b>	<b>15,032,746</b>

**Net Assessed Under Protest**  
 \* Public Service Protests Values are not included on this report.



Real	Count	Value
Agricultural	428	2,298,350
Commercial	54	369,936
Residential	746	1,658,269
<b>Total Real Value</b>	<b>1,228</b>	<b>4,326,555</b>
Homestead	168	179,948
Veteran	9	66,302
Other	0	0
<b>Total Exempt</b>	<b>189</b>	<b>246,250</b>

<b>TIF Increment Value</b>		
<b>Net Assessed</b>		<b>4,080,305</b>
<b>Net Assessed Under Protest</b>		
Senior Freeze	31	149,815
Capped Parcels	742	1,964,084

Personal	Count	Value
Agricultural	60	101,363
Commercial	31	838,549
Mobile Home	15	64,578
<b>Total Personal</b>	<b>106</b>	<b>1,004,490</b>
<b>Total Exempt</b>	<b>8</b>	<b>1,926</b>

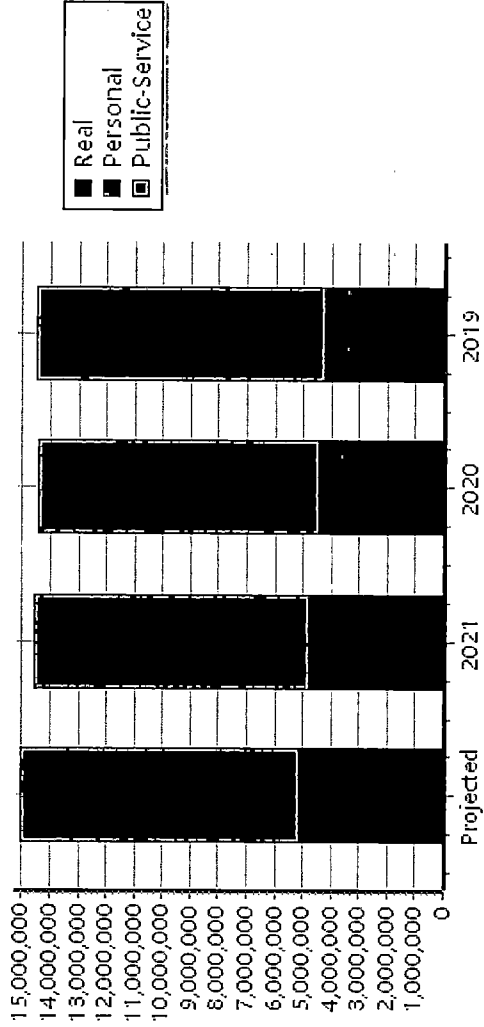
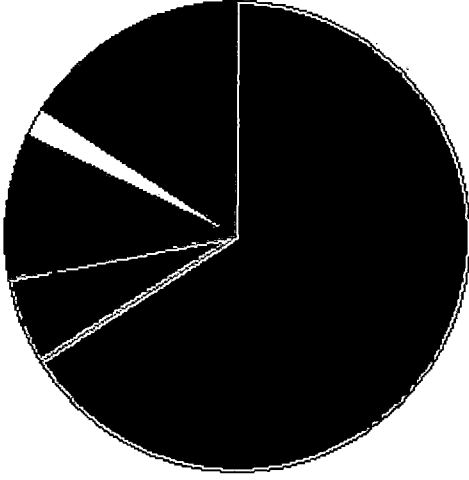
<b>TIF Increment Value</b>		
<b>Net Assessed</b>		<b>1,002,564</b>
<b>Net Assessed Under Protest</b>		

Public Service	Count	Value
<b>Total PS Value</b>	<b>17</b>	<b>9,949,877</b>
<b>TIF Increment Value</b>		
<b>Net Assessed</b>		<b>9,949,877</b>

<b>District Totals</b>		
Total Gross Value		15,280,922
Homestead Loss		179,948
Other Exemption Loss		68,228
<b>TIF Increment Value</b>		
<b>Retained TIF Value</b>		
<b>Net Assessed Value</b>		<b>15,032,746</b>

**Net Assessed Under Protest**

\* Public Service Protests Values are not included on this report.



Real	Count	Value
Agricultural	272	1,904,808
Commercial	20	1,152,552
Residential	427	2,440,061
<b>Total Real Value</b>	<b>719</b>	<b>5,497,421</b>
Homestead	150	152,051
Veteran	12	176,248
Other	0	0
<b>Total Exempt</b>	<b>165</b>	<b>328,299</b>

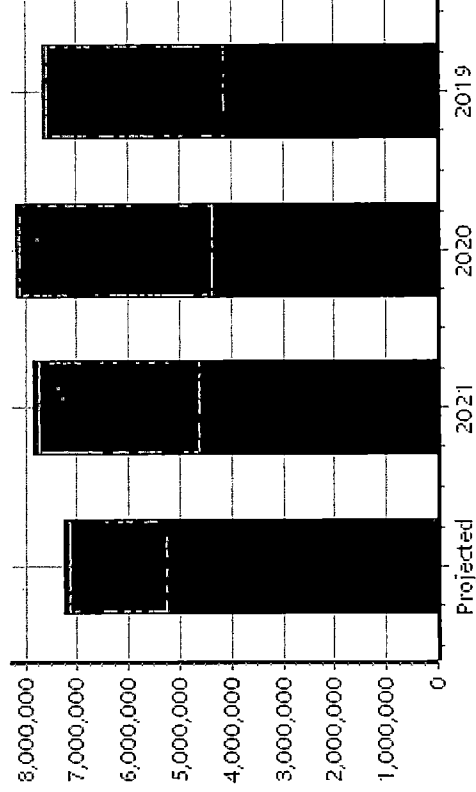

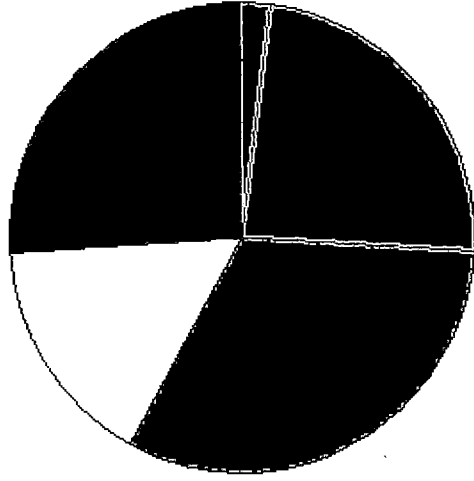
<b>TIF Increment Value</b>		<b>5,169,122</b>
<b>Net Assessed</b>		
<b>Net Assessed Under Protest</b>		
Senior Freeze	18	74,485
Capped Parcels	457	1,844,713

Personal	Count	Value
Agricultural	55	80,415
Commercial	32	1,851,075
Mobile Home	23	72,381
<b>Total Personal</b>	<b>110</b>	<b>2,003,871</b>
<b>Total Exempt</b>	<b>7</b>	<b>1,702</b>

<b>TIF Increment Value</b>		<b>2,002,169</b>
<b>Net Assessed</b>		
<b>Net Assessed Under Protest</b>		
<b>Public Service</b>	<b>Count</b>	<b>Value</b>
Total PS Value	6	63,278
<b>TIF Increment Value</b>		
<b>Net Assessed</b>		<b>63,278</b>

District Totals	
Total Gross Value	7,564,570
Homestead Loss	152,051
Other Exemption Loss	177,950
<b>TIF Increment Value</b>	
<b>Retained TIF Value</b>	
<b>Net Assessed Value</b>	<b>7,234,569</b>

**Net Assessed Under Protest**  
 \* Public Service Protests Values are not included on this report.



Real	Count	Value
Agricultural	499	3,036,002
Commercial	18	225,005
Residential	664	3,055,406
<b>Total Real Value</b>	<b>1,181</b>	<b>6,316,413</b>
Homestead	277	301,210
Veteran	14	188,187
Other	0	0
<b>Total Exempt</b>	<b>316</b>	<b>489,397</b>

TIF Increment Value		
<b>Net Assessed</b>		<b>5,827,016</b>
<b>Net Assessed Under Protest</b>		
Senior Freeze	51	326,104
Capped Parcels	631	2,023,378

Personal	Count	Value
Agricultural	112	222,660
Commercial	41	123,191
Mobile Home	36	152,322
<b>Total Personal</b>	<b>189</b>	<b>498,173</b>
<b>Total Exempt</b>	<b>10</b>	<b>3,858</b>

TIF Increment Value		
<b>Net Assessed</b>		<b>494,315</b>

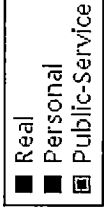
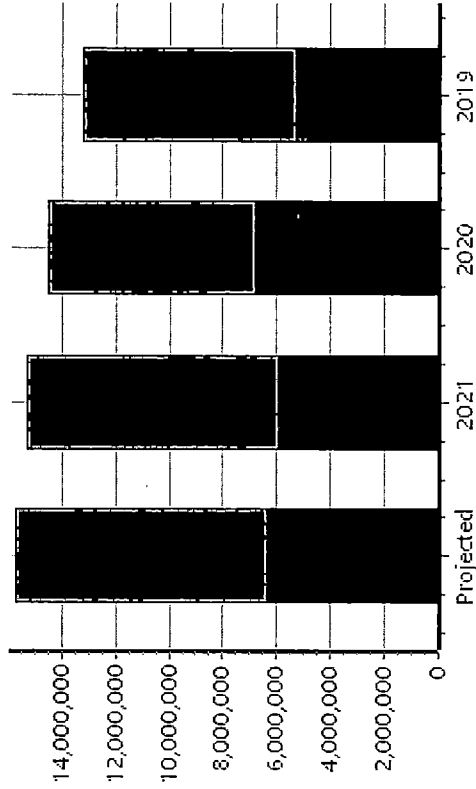
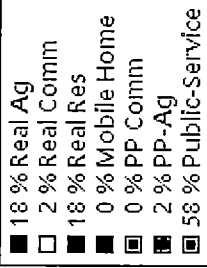
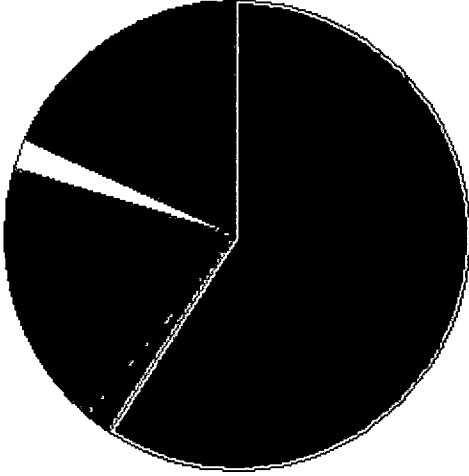
<b>Net Assessed Under Protest</b>		
<b>Public Service</b>	<b>Count</b>	<b>Value</b>
<b>Total PS Value</b>	<b>17</b>	<b>9,386,924</b>

TIF Increment Value		
<b>Net Assessed</b>		<b>9,386,924</b>

<b>District Totals</b>		
Total Gross Value		16,201,510
Homestead Loss		301,210
Other Exemption Loss		192,045
<b>TIF Increment Value</b>		
<b>Retained TIF Value</b>		
<b>Net Assessed Value</b>		<b>15,708,255</b>

<b>Net Assessed Under Protest</b>		
-----------------------------------	--	--

\* Public Service Protests Values are not included on this report.



Real	Count	Value
Agricultural	968	5,561,553
Commercial	199	4,514,421
Residential	2,839	13,139,514
<b>Total Real Value</b>	<b>4,006</b>	<b>23,215,488</b>
Homestead	713	774,646
Veteran	34	440,499
Other	0	0
<b>Total Exempt</b>	<b>811</b>	<b>1,215,145</b>

<b>TIF Increment Value</b>	<b>22,000,343</b>	
<b>Net Assessed</b>	<b>22,000,343</b>	
<b>Net Assessed Under Protest</b>		
Senior Freeze	134	598,354
Capped Parcels	2,794	13,311,145

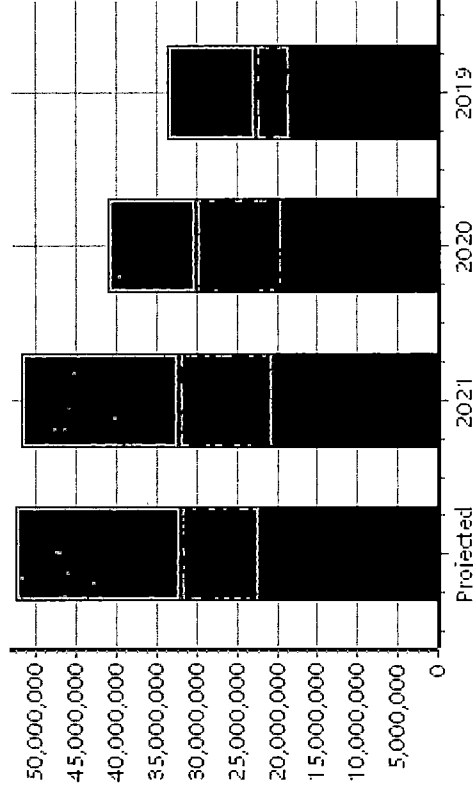
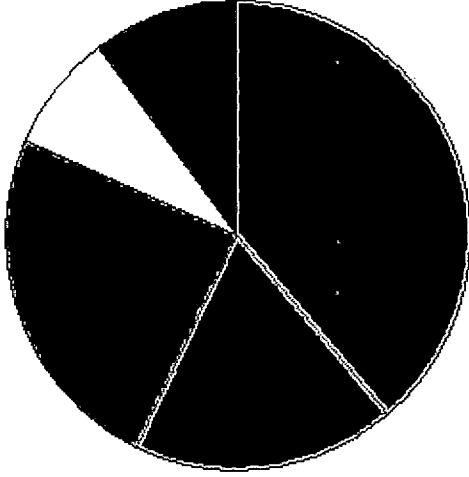
Personal	Count	Value
Agricultural	154	272,608
Commercial	213	9,385,599
Mobile Home	36	104,723
<b>Total Personal</b>	<b>403</b>	<b>9,762,930</b>
<b>Total Exempt</b>	<b>20</b>	<b>3,778</b>

<b>TIF Increment Value</b>	<b>9,759,152</b>
<b>Net Assessed</b>	<b>9,759,152</b>
<b>Net Assessed Under Protest</b>	

Public Service	Count	Value
<b>Total PS Value</b>	<b>31</b>	<b>20,707,185</b>
<b>TIF Increment Value</b>		<b>20,707,185</b>
<b>Net Assessed</b>		<b>20,707,185</b>

District Totals	
Total Gross Value	53,685,603
Homestead Loss	774,646
Other Exemption Loss	444,277
<b>TIF Increment Value</b>	
<b>Retained TIF Value</b>	
<b>Net Assessed Value</b>	<b>52,466,680</b>

**Net Assessed Under Protest**  
 \* Public Service Protections Values are not included on this report.



Real	Count	Value
Agricultural	169	1,271,260
Commercial	35	736,672
Residential	683	3,405,786
<b>Total Real Value</b>	<b>887</b>	<b>5,413,718</b>
Homestead	213	232,014
Veteran	14	142,002
Other	0	0
<b>Total Exempt</b>	<b>248</b>	<b>374,016</b>

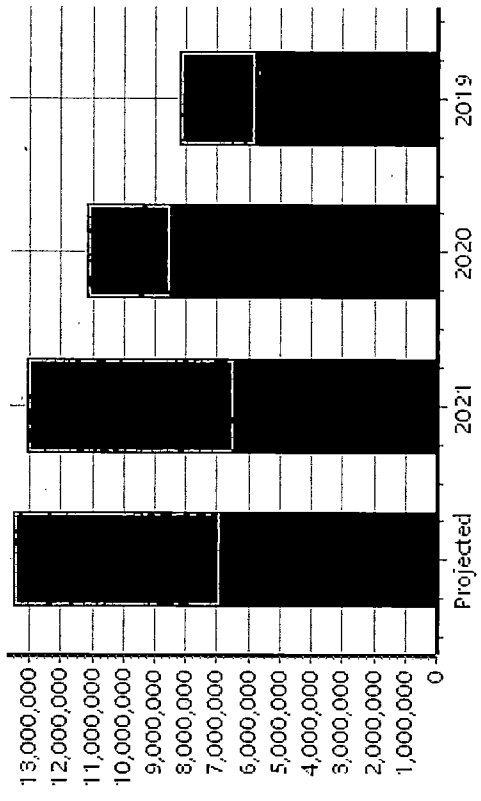

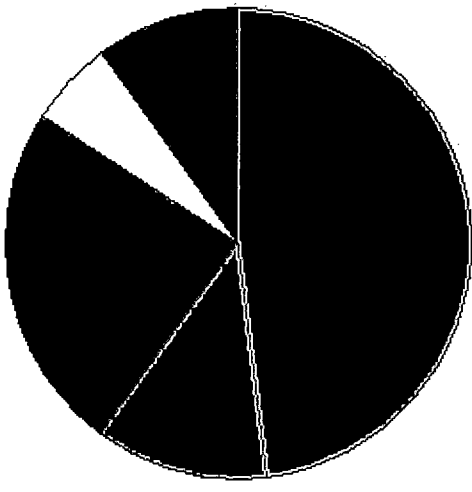
<b>TIF Increment Value</b>		
<b>Net Assessed</b>		<b>5,039,702</b>
<b>Net Assessed Under Protest</b>		
Senior Freeze	42	120,427
Capped Parcels	511	2,379,302

Personal	Count	Value
Agricultural	41	38,125
Commercial	50	1,688,150
Mobile Home	27	75,267
<b>Total Personal</b>	<b>118</b>	<b>1,801,542</b>
<b>Total Exempt</b>	<b>4</b>	<b>800</b>

<b>TIF Increment Value</b>		
<b>Net Assessed</b>		<b>1,800,742</b>
<b>Net Assessed Under Protest</b>		
<b>Public Service</b>		
<b>Total PS Value</b>	<b>16</b>	<b>6,664,425</b>
<b>TIF Increment Value</b>		
<b>Net Assessed</b>		<b>6,664,425</b>

<b>District Totals</b>		
<b>Total Gross Value</b>		<b>13,879,685</b>
<b>Homestead Loss</b>		<b>232,014</b>
<b>Other Exemption Loss</b>		<b>142,802</b>
<b>TIF Increment Value</b>		
<b>Retained TIF Value</b>		
<b>Net Assessed Value</b>		<b>13,504,869</b>

**Net Assessed Under Protest**  
 \* Public Service Protefts Values are not included on this report.





Real	Count	Value
Agricultural	511	2,081,840
Commercial	70	1,597,143
Residential	495	1,701,997
<b>Total Real Value</b>	<b>1,076</b>	<b>5,380,980</b>
Homestead	168	185,980
Veteran	7	84,345
Other	0	0
<b>Total Exempt</b>	<b>194</b>	<b>270,325</b>

TIF Increment Value 5,110,655  
 Net Assessed 5,110,655

Net Assessed Under Protest  
 Senior Freeze 34 110,449  
 Capped Parcels 476 2,621,006

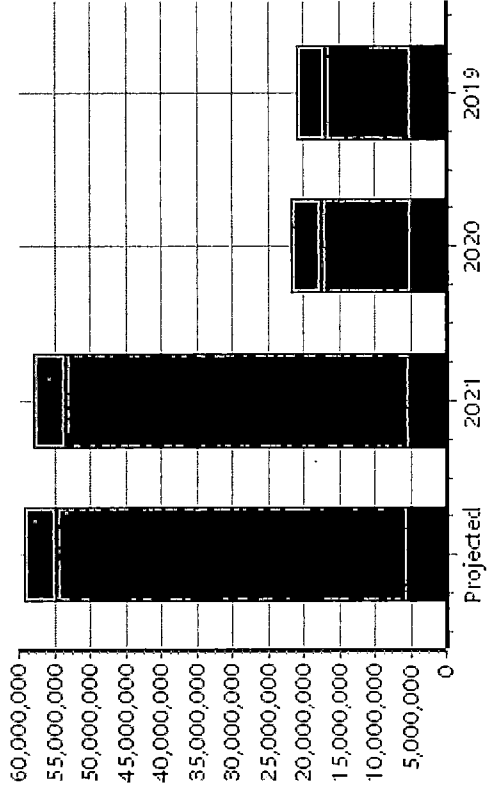
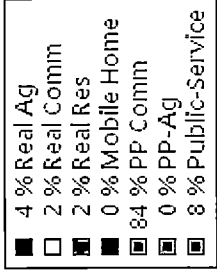
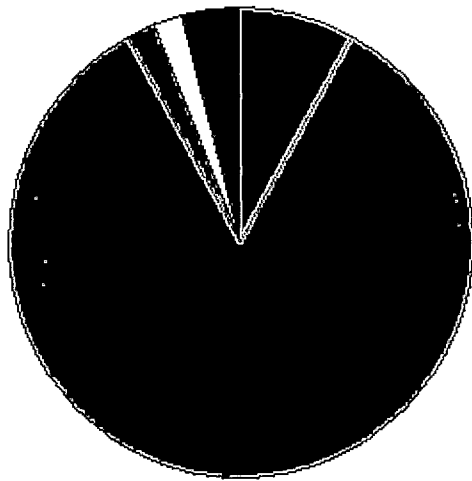
Personal	Count	Value
Agricultural	55	94,474
Commercial	57	49,452,901
Mobile Home	15	55,602
<b>Total Personal</b>	<b>127</b>	<b>49,602,977</b>
<b>Total Exempt</b>	<b>4</b>	<b>800</b>

TIF Increment Value 49,602,177  
 Net Assessed 49,602,177

Net Assessed Under Protest  
 Public Service Count 17 Value 4,497,990  
 Total PS Value 4,497,990  
 TIF Increment Value 4,497,990  
 Net Assessed 4,497,990

District Totals	
Total Gross Value	59,481,947
Homestead Loss	185,980
Other Exemption Loss	85,145
TIF Increment Value	
Retained TIF Value	
Net Assessed Value	59,210,822

Net Assessed Under Protest  
 \*Public Service Proteests Values are not included on this report.



Real	Count	Value
Agricultural	239	902,933
Commercial	36	286,320
Residential	714	3,438,702
<b>Total Real Value</b>	<b>989</b>	<b>4,627,955</b>
Homestead	230	250,072
Veteran	7	69,641
Other	0	0
<b>Total Exempt</b>	<b>258</b>	<b>319,713</b>

TIF Increment Value  
 Net Assessed 4,308,242

Net Assessed Under Protest  
 Senior Freeze 50 174,270  
 Capped Parcels 546 1,390,025

Personal	Count	Value
Agricultural	36	70,116
Commercial	41	2,090,319
Mobile Home	27	88,753
<b>Total Personal</b>	<b>104</b>	<b>2,249,188</b>
<b>Total Exempt</b>	<b>7</b>	<b>1,980</b>

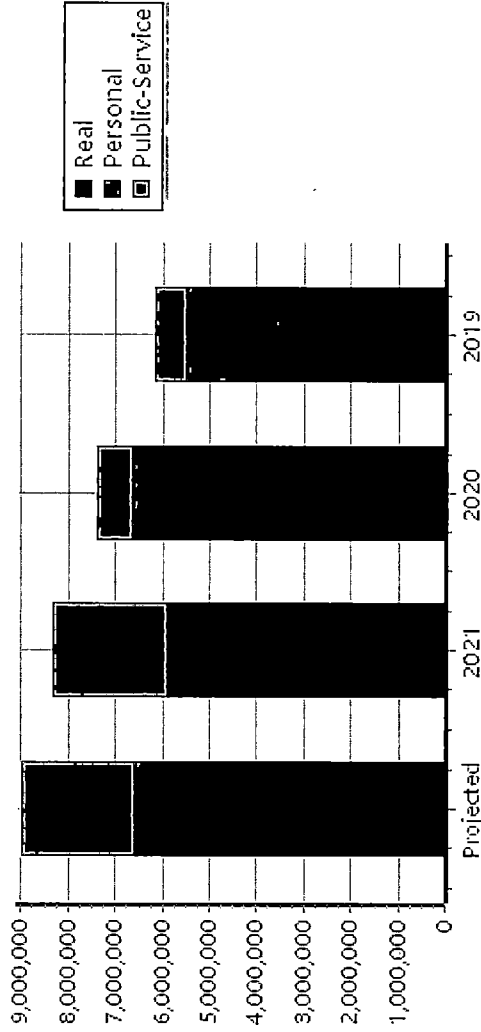
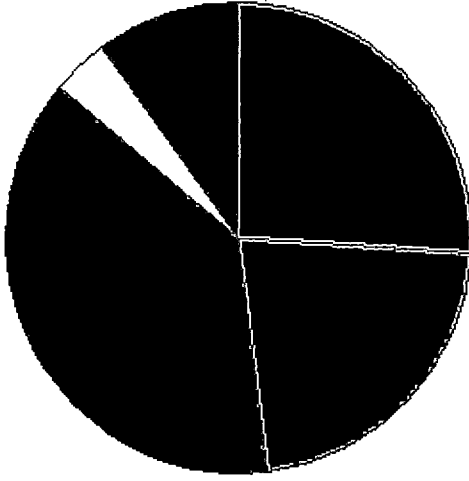
TIF Increment Value  
 Net Assessed 2,247,208

Public Service	Count	Value
<b>Total PS Value</b>	<b>15</b>	<b>2,414,329</b>

TIF Increment Value  
 Net Assessed 2,414,329

District Totals	Value
Total Gross Value	9,291,472
Homestead Loss	250,072
Other Exemption Loss	71,621
<b>TIF Increment Value</b>	
<b>Retained TIF Value</b>	
<b>Net Assessed Value</b>	<b>8,969,779</b>

Net Assessed Under Protest  
 \* Public Service Protests Values are not included on this report.



Real	Count	Value
Agricultural	90	795,585
Commercial	1	878
Residential	198	475,159
<b>Total Real Value</b>	<b>289</b>	<b>1,271,622</b>
Homestead	40	45,459
Veteran	3	31,445
Other	0	0
<b>Total Exempt</b>	<b>49</b>	<b>76,904</b>

TIF Increment Value  
 Net Assessed 1,194,718

Net Assessed Under Protest  
 Senior Freeze 9 25,723  
 Capped Parcels 139 448,243

Personal	Count	Value
Agricultural	6	30,682
Commercial	4	7,277
Mobile Home	3	10,037
<b>Total Personal</b>	<b>13</b>	<b>47,996</b>
<b>Total Exempt</b>	<b>0</b>	<b>0</b>

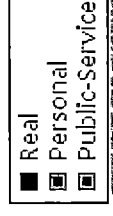
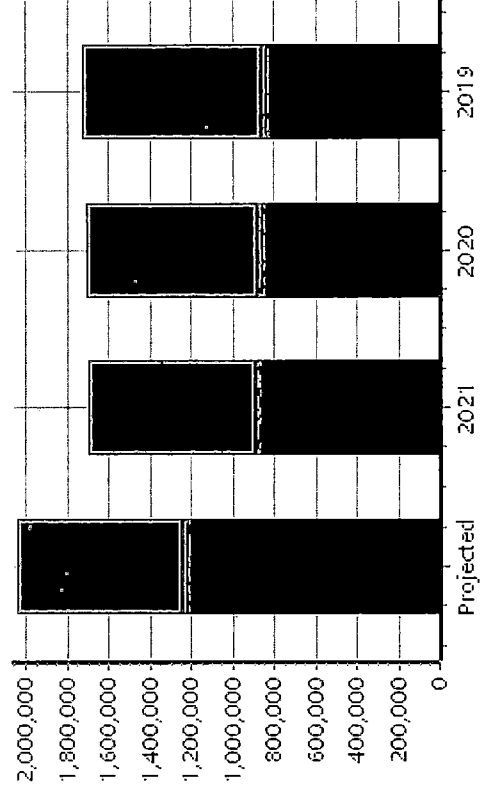
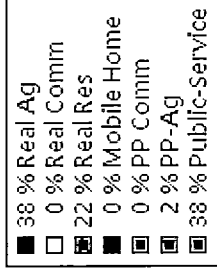

TIF Increment Value  
 Net Assessed 47,996

Net Assessed Under Protest  
 Public Service Count 5 Value 796,806

TIF Increment Value  
 Net Assessed 796,806

District Totals	
Total Gross Value	2,116,424
Homestead Loss	45,459
Other Exemption Loss	31,445
TIF Increment Value	
Retained TIF Value	
Net Assessed Value	2,039,520

Net Assessed Under Protest  
 \* Public Service Protests Values are not included on this report.



Real	Count	Value
Agricultural	3,176	17,852,331
Commercial	433	8,882,927
Residential	6,766	29,314,894
<b>Total Real Value</b>	<b>10,375</b>	<b>56,050,152</b>
Homestead	1,959	2,121,380
Veteran	100	1,198,669
Other	0	0
<b>Total Exempt</b>	<b>2,230</b>	<b>3,320,049</b>

TIF Increment Value 52,730,103

Net Assessed 52,730,103

Net Assessed Under Protest

Senior Freeze 369 1,579,627

Capped Parcels 6,296 25,981,896

Personal	Count	Value
Agricultural	519	910,443
Commercial	469	65,437,061
Mobile Home	182	623,663
<b>Total Personal</b>	<b>1,170</b>	<b>66,971,167</b>
<b>Total Exempt</b>	<b>60</b>	<b>14,844</b>

TIF Increment Value 66,956,323

Net Assessed 66,956,323

Net Assessed Under Protest

Public Service 124 54,480,814

Total PS Value 54,480,814


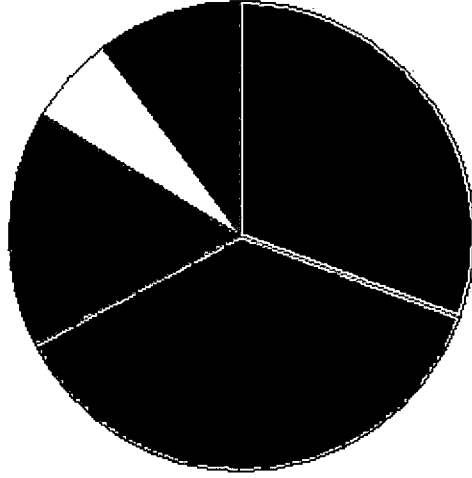
TIF Increment Value 54,480,814

Net Assessed 54,480,814

District Totals	Count	Value
Total Gross Value		177,502,133
Homestead Loss		2,121,380
Other Exemption Loss		1,213,513
<b>TIF Increment Value</b>		
<b>Retained TIF Value</b>		
<b>Net Assessed Value</b>		<b>174,167,240</b>

Net Assessed Under Protest

\* Public Service Protests Values are not included on this report.



Real	Count	Value
Agricultural	1	405
Commercial	10	145,691
Residential	213	694,983
<b>Total Real Value</b>	<b>224</b>	<b>841,079</b>
Homestead	53	60,000
Veteran	1	14,275
Other	0	0
<b>Total Exempt</b>	<b>61</b>	<b>74,275</b>

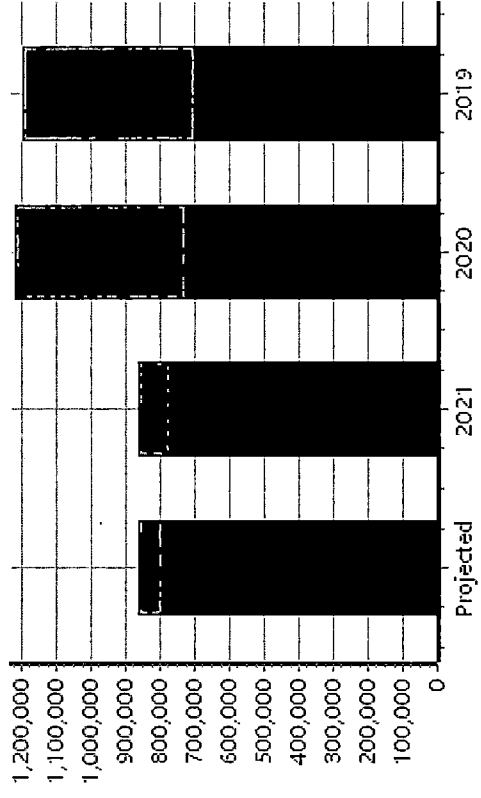
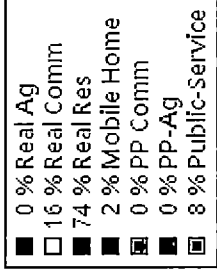
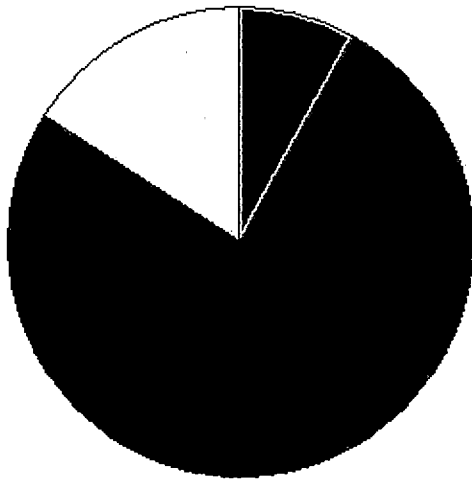
<b>TIF Increment Value</b>		<b>766,804</b>
<b>Net Assessed</b>		<b>766,804</b>
<b>Net Assessed Under Protest</b>		
Senior Freeze	11	24,892
Capped Parcels	143	276,082

Personal	Count	Value
Agricultural	2	4,204
Commercial	6	5,745
Mobile Home	4	10,835
<b>Total Personal</b>	<b>12</b>	<b>20,784</b>
<b>Total Exempt</b>	<b>0</b>	<b>0</b>

<b>TIF Increment Value</b>		<b>20,784</b>
<b>Net Assessed</b>		<b>20,784</b>
<b>Net Assessed Under Protest</b>		
<b>Public Service</b>	<b>Count</b>	<b>Value</b>
Total PS Value	2	76,498
<b>TIF Increment Value</b>		
<b>Net Assessed</b>		<b>76,498</b>

<b>District Totals</b>		
Total Gross Value		938,361
Homestead Loss		60,000
Other Exemption Loss		14,275
<b>TIF Increment Value</b>		
<b>Retained TIF Value</b>		
<b>Net Assessed Value</b>		<b>864,086</b>

**Net Assessed Under Protest**  
 \* Public Service Proteests Values are not included on this report.



Real	Count	Value
Agricultural	30	107,471
Commercial	34	284,242
Residential	555	2,537,236
<b>Total Real Value</b>	<b>619</b>	<b>2,928,949</b>
Homestead	158	173,072
Veteran	5	55,435
Other	0	0
<b>Total Exempt</b>	<b>179</b>	<b>228,507</b>

TIF Increment Value		
Net Assessed		2,700,442
Net Assessed Under Protest		
Senior Freeze	37	149,355
Capped Parcels	383	1,071,615

Personal	Count	Value
Agricultural	2	3,046
Commercial	16	163,586
Mobile Home	11	34,636
<b>Total Personal</b>	<b>29</b>	<b>201,268</b>
Total Exempt	1	780


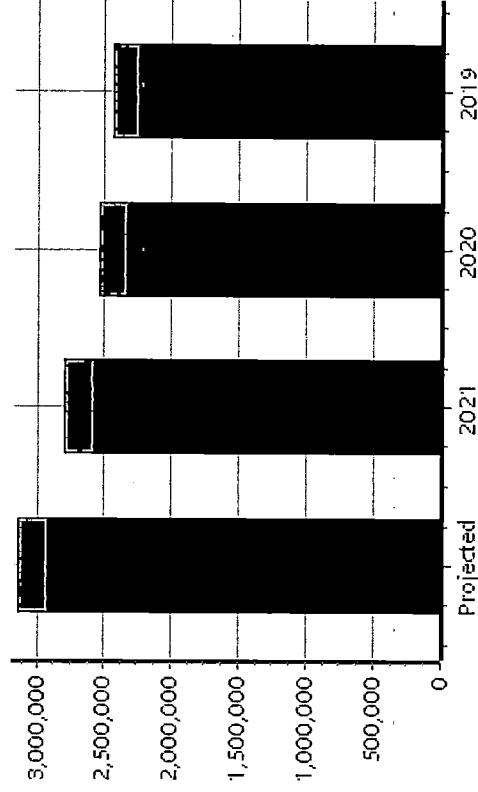
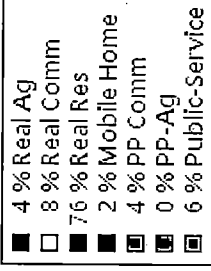
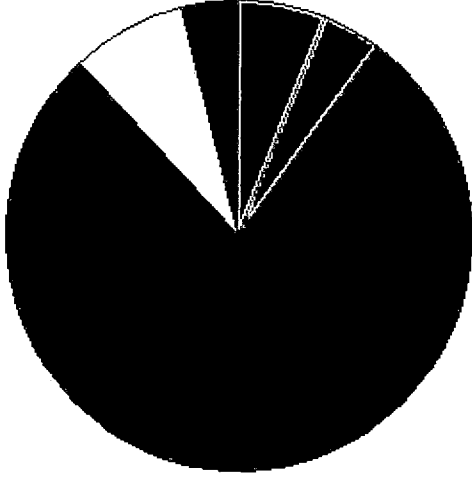
TIF Increment Value		
Net Assessed		200,488
Net Assessed Under Protest		

Public Service	Count	Value
Total PS Value	5	235,216
TIF Increment Value		
Net Assessed		235,216

<b>District Totals:</b>		
Total Gross Value		3,365,433
Homestead Loss		173,072
Other Exemption Loss		56,215
TIF Increment Value		
Retained TIF Value		
Net Assessed Value		3,136,146

**Net Assessed Under Protest**

\* Public Service Protests Values are not included on this report.



Real	Count	Value
Agricultural	14	85,041
Commercial	176	4,283,170
Residential	1,449	7,491,568
<b>Total Real Value</b>	<b>1,639</b>	<b>11,859,779</b>
Homestead	368	405,761
Veteran	15	158,575
Other	0	0
<b>Total Exempt</b>	<b>421</b>	<b>564,336</b>

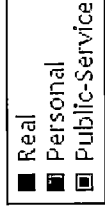
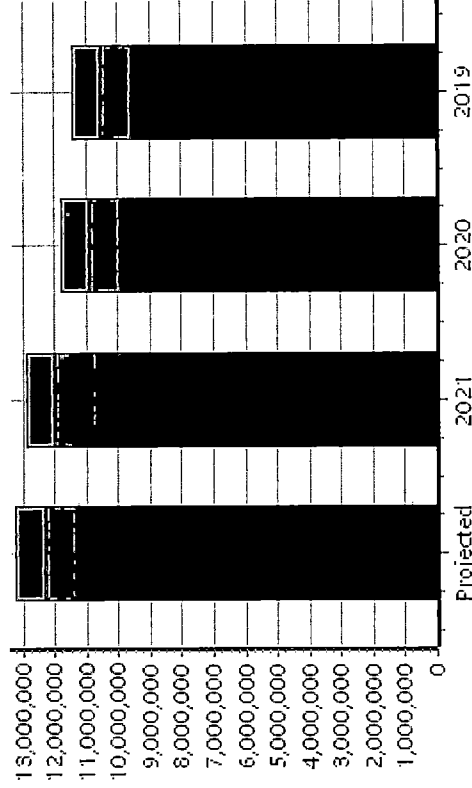
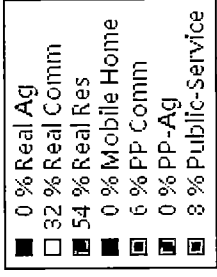
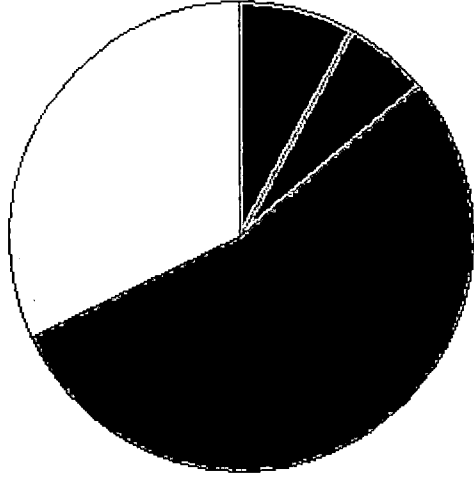
<b>TIF Increment Value</b>		<b>11,295,443</b>
<b>Net Assessed</b>		<b>11,295,443</b>
<b>Net Assessed Under Protest</b>		
Senior Freeze	85	333,605
Capped Parcels	1,328	8,699,790

Personal	Count	Value
Agricultural	8	9,806
Commercial	157	894,609
Mobile Home	10	28,558
<b>Total Personal</b>	<b>175</b>	<b>932,973</b>
<b>Total Exempt</b>	<b>1</b>	<b>180</b>

<b>TIF Increment Value</b>		<b>932,793</b>
<b>Net Assessed</b>		<b>932,793</b>
<b>Net Assessed Under Protest</b>		
<b>Public Service</b>	<b>Count</b>	<b>Value</b>
Total PS Value	8	989,492
<b>TIF Increment Value</b>		<b>989,492</b>
<b>Net Assessed</b>		<b>989,492</b>

District Totals	
Total Gross Value	13,782,244
Homestead Loss	405,761
Other Exemption Loss	158,755
<b>TIF Increment Value</b>	
<b>Retained TIF Value</b>	
<b>Net Assessed Value</b>	<b>13,217,728</b>

**Net Assessed Under Protest**  
 \* Public Service Protests Values are not included on this report.



2022 JOHNSTON COUNTY ASSESSOR'S OFFICE REPORT TO THE EXCISE BOARD

07/28/2022

I, Guyla Hart, Assessor of Johnston County Oklahoma, do hereby certify that the foregoing is a true and correct statement of valuations for Real Estate, Personal Property, Public Service and Homestead Exemptions as certified by the State Board of Equalization and shown by the records in the County Assessor's office as subscribed by my name and affixed the seal of the County Assessors office on this day of 07/28/2022.

State of Oklahoma )  
                                  ) SS  
Johnston County )

*Guyla Hart*



Guyla Hart  
County Assessor  
Johnston County

Seal

I, Kathy Ross, County Clerk of Johnston County Oklahoma, do hereby certify that the above is a true, correct and complete list of the valuations of Johnston County Oklahoma as certified by the Johnston County Assessor's office.

*Kathy Ross*



Kathy Ross  
County Clerk  
Johnston County

Seal

*Dan Shaffer Jane Stitt*

Excise Board:

*7/28/22*

Date



2022 JOHNSTON COUNTY ASSESSOR'S OFFICE REPORT TO THE EXCISE BOARD

07/28/2022

City/Village						
DISTRICT	DESCRIPTION	PERSONAL PROPERTY	REAL PROPERTY	PUBLIC SERVICE	TOTAL VALUATION	NET VALUATION
T001	Tishomingo City	932,793	11,859,779	989,492	13,782,064	13,217,728
T002	Mannsville City	200,488	2,928,949	235,216	3,364,653	3,136,146
T003	Milburn City	20,784	841,079	76,498	938,361	864,086
<b>CITY/VILLAGE TOTAL VALUATION</b>		<b>1,154,065</b>	<b>15,629,807</b>	<b>1,301,206</b>	<b>18,085,078</b>	<b>17,217,960</b>

County						
DISTRICT	DESCRIPTION	PERSONAL PROPERTY	REAL PROPERTY	PUBLIC SERVICE	TOTAL VALUATION	NET VALUATION
C001	Johnston County	66,956,323	56,050,152	54,480,814	177,487,289	174,167,240
<b>COUNTY TOTAL VALUATION</b>		<b>66,956,323</b>	<b>56,050,152</b>	<b>54,480,814</b>	<b>177,487,289</b>	<b>174,167,240</b>

School						
DISTRICT	DESCRIPTION	PERSONAL PROPERTY	REAL PROPERTY	PUBLIC SERVICE	TOTAL VALUATION	NET VALUATION
J130	Stonewall J1-30	47,996	1,271,622	796,806	2,116,424	2,039,520
S0D7	Mannsville D-7	2,247,208	4,627,955	2,414,329	9,289,492	8,969,779
S0I2	Mill Creek I-2	49,602,177	5,380,980	4,497,990	59,481,147	59,210,822
SD10	Ravia D-10	1,800,742	5,413,718	6,664,425	13,878,885	13,504,869
SI20	Tish I-20	9,759,152	23,215,488	20,707,185	53,681,825	52,466,680
SI29	Milburn I-29	494,315	6,316,413	9,386,924	16,197,652	15,708,255
SI35	Coleman I-35	2,002,169	5,497,421	63,278	7,562,868	7,234,569
SI37	Wapanucka I-37	1,002,564	4,326,555	9,949,877	15,278,996	15,032,746
<b>SCHOOL TOTAL VALUATION</b>		<b>66,956,323</b>	<b>56,050,152</b>	<b>54,480,814</b>	<b>177,487,289</b>	<b>174,167,240</b>

Vo-Tech						
DISTRICT	DESCRIPTION	PERSONAL PROPERTY	REAL PROPERTY	PUBLIC SERVICE	TOTAL VALUATION	NET VALUATION
VT07	Vo-Tech 7	1,002,564	4,326,555	9,949,877	15,278,996	15,032,746
VT14	Vo-Tech 14	47,996	1,271,622	796,806	2,116,424	2,039,520
VT20	Vo-Tech 20	2,247,208	4,627,955	2,414,329	9,289,492	8,969,779
<b>VO-TECH TOTAL VALUATION</b>		<b>3,297,768</b>	<b>10,226,132</b>	<b>13,161,012</b>	<b>26,684,912</b>	<b>26,042,045</b>