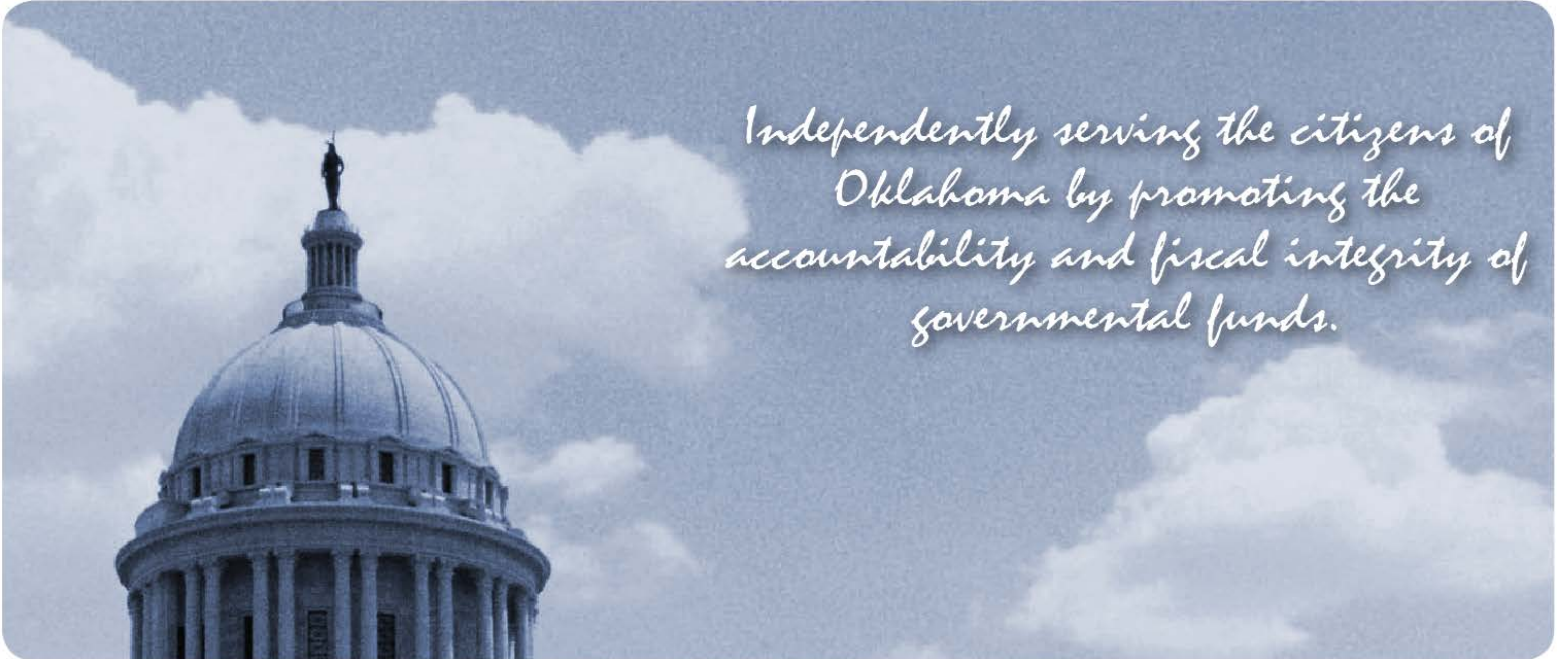


CONTRACT AUDIT

**OKLAHOMA HORSE RACING COMMISSION  
AUDIT REPORT OF GAMING OPERATIONS  
WILL ROGERS DOWNS AND REMINGTON PARK**

July 2017



*Independently serving the citizens of  
Oklahoma by promoting the  
accountability and fiscal integrity of  
governmental funds.*



Oklahoma State  
Auditor & Inspector  
Gary A. Jones, CPA, CFE

**OKLAHOMA HORSE RACING COMMISSION  
AUDIT REPORT OF GAMING OPERATIONS  
WILL ROGERS DOWNS AND REMINGTON PARK  
JULY 2017**

---

*This publication, issued by the Oklahoma State Auditor and Inspector's Office as authorized by 74 O.S. § 212, has not been printed, but is available on the agency's website ([www.sai.ok.gov](http://www.sai.ok.gov)) and in the Oklahoma Department of Libraries Publications Clearinghouse Digital Collection (<http://digitalprairie.ok.gov/cdm/search/collection/audits/>) pursuant to 65 O.S. § 3-114.*



# Oklahoma State Auditor & Inspector

2300 N. Lincoln Blvd. • State Capitol, Room 100 • Oklahoma City, OK 73105 • Phone: 405.521.3495 • Fax: 405.521.3426

October 17, 2017

**TO THE MEMBERS OF THE OKLAHOMA  
HORSE RACING COMMISSION**

Transmitted herewith is the Revised Audit Report of Gaming Operations for Will Rogers Downs and Remington Park for the month of July 2017. The report is the result of our monitoring and data accumulation in accordance with the State Auditor and Inspector's contract with the Oklahoma Horse Racing Commission (OHRC) and Title 3A of the Oklahoma Statutes for Gaming.

The goal of the State Auditor and Inspector is to promote accountability and fiscal integrity in state and local government. Maintaining our independence as we provide this service to the taxpayers of Oklahoma is of utmost importance.

We wish to take this opportunity to express our appreciation for the assistance and cooperation extended to our Office during our engagement.

Sincerely,

A handwritten signature in blue ink that reads "Gary A. Jones". The signature is written in a cursive style.

GARY A. JONES, CPA, CFE  
OKLAHOMA STATE AUDITOR & INSPECTOR

**OKLAHOMA HORSE RACING COMMISSION  
Audit Report of Gaming Operations  
Will Rogers Downs and Remington Park  
For the Month of July 2017**

---

---

**TABLE OF CONTENTS**

	<u>PAGE</u>
STATE AUDITOR AND INSPECTOR LETTER .....	4
TOTAL GAMING REVENUE .....	5
COMPARISON OF PRIOR MONTH AND PRIOR YEAR MONTH.....	6
YEAR TO DATE GAMING TOTALS.....	7
WILL ROGERS DOWNS REVENUE.....	8
REMINGTON PARK REVENUE.....	9
PRIOR TWELVE MONTH GRAPH.....	10



# Oklahoma State Auditor & Inspector

2300 N. Lincoln Blvd. • State Capitol, Room 100 • Oklahoma City, OK 73105 • Phone: 405.521.3495 • Fax: 405.521.3426

## TO THE MEMBERS OF THE OKLAHOMA HORSE RACING COMMISSION

We performed an audit in accordance with the OHRC Gaming Contract and Title 3A of the Oklahoma Statutes for Gaming. The information presented in this report is derived from gaming data obtained from the gaming vendors and licensees located at Will Rogers Downs and Remington Park for the month of July 2017.

Because our procedures do not constitute an audit conducted in accordance with generally accepted auditing standards, we do not express such an opinion on the information. This report relates only to this information and does not extend to any financial statements of the racetracks or racinos.

In planning and performing these procedures, we considered the internal control structure of the gaming departments; however, our procedures were substantially less in scope than the procedures we would have applied if we had been engaged to express an opinion on the internal controls. Accordingly, we do not express an opinion on their internal control structure.

Title 3A Section 262 B. of the Oklahoma State Statutes, effective July 1, 2017, allows twenty-four hour gaming at gaming facilities. Remington Park is the only gaming facility that has chosen to implement the change. Originally, Remington Park's slot accounting system included gaming revenue from the six-hour time period, midnight to 6:00 AM on July 1, 2017, in the June 30, 2017 Adjusted Gross Revenue. Remington Park has since determined this revenue should be included in the Adjusted Gross Revenue for July 1, 2017 to insure compliance with the new statutes. Therefore, they have adjusted that revenue from June 30, 2017 to July 1, 2017. The corrected June 30, 2017 Adjusted Gross Revenue now only includes gaming revenue through midnight on June 30, 2017. We have reviewed Remington Park's adjustments to the Adjusted Gross Revenue and believe they are reasonable.

Title 3A Section 204.1D. of the Oklahoma Statutes, effective July 1, 2017, allows for a new funding mechanism for the Oklahoma Horse Racing Commission to receive one half of one percent of the Adjusted Gross Gaming Revenue. The Casino and the Horsemen's funds share equally in the additional funding of the OHRC. We added a line item in the report as of the July 1, 2017 to track OHRC's dollars.

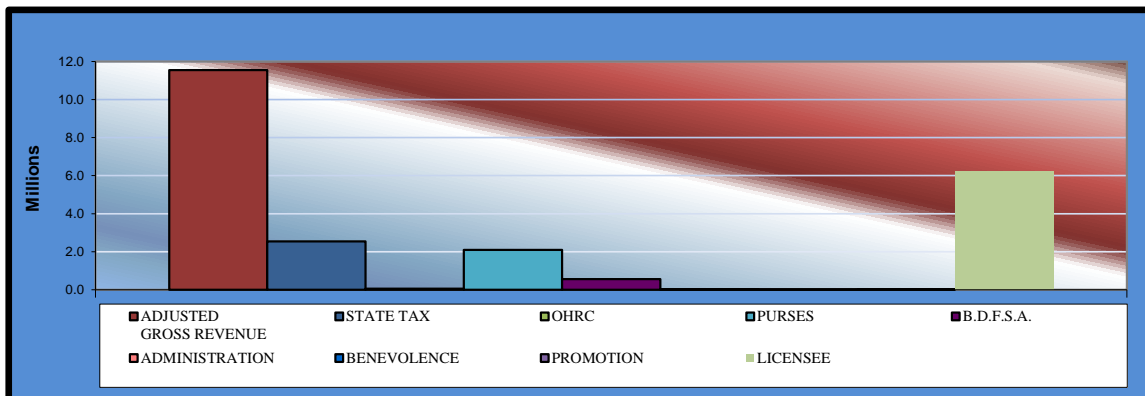
Sincerely,

GARY A. JONES, CPA, CFE  
OKLAHOMA STATE AUDITOR & INSPECTOR

October 17, 2017

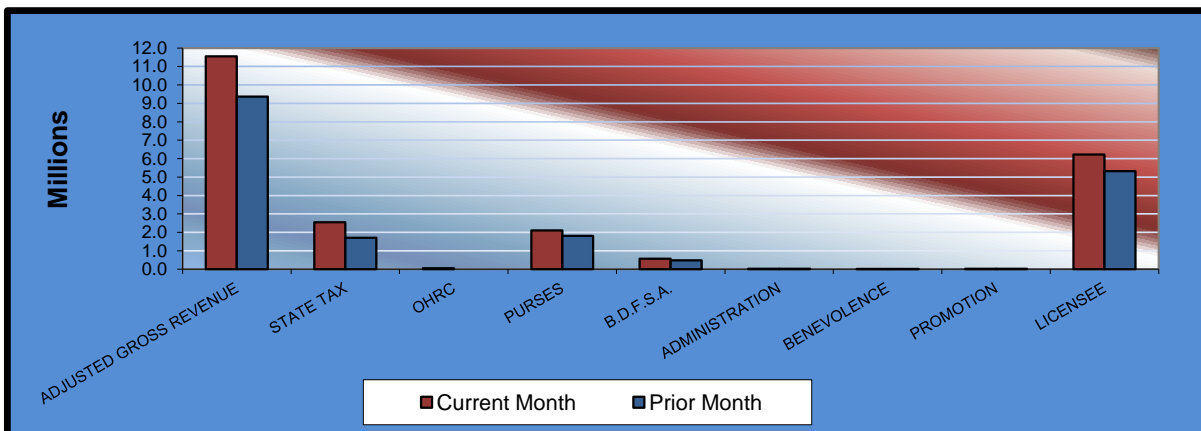
## Gaming at Oklahoma Horse Racing Tracks Will Rogers Downs and Remington Park Total Gaming Revenue July 2017

	<u>TOTAL</u>	<u>WILL ROGERS DOWNS</u>	<u>REMINGTON PARK</u>
Gaming Days This Month	62	31	31
Adjusted Gross Revenue	<u>\$11,554,038.83</u>	<u>\$1,641,612.29</u>	<u>\$9,912,426.54</u>
<b>State Tax</b>			
General Revenue Fund	305,794.29	19,699.35	286,094.94
Education Reform	2,242,491.42	144,461.88	2,098,029.54
<b>Oklahoma Horse Racing Commission</b>	57,770.19	8,208.06	49,562.13
<b>Purse Fund</b>			
<u>Purses</u>			
Thoroughbred	1,079,630.64	206,784.57	872,846.07
Quarterhorse	903,922.44	189,314.92	714,607.52
Paint & Appaloosa	113,950.86	21,034.99	92,915.87
<u>Breeding Development Fund</u>			
<u>Special Account</u>			
Thoroughbred	250,207.39	24,956.79	225,250.60
Quarterhorse	292,931.84	19,252.36	273,679.48
Paint & Appaloosa	19,032.94	2,139.15	16,893.79
<u>Administration</u>			
Thoroughbred	13,639.37	2,376.84	11,262.53
Quarterhorse	12,275.44	2,139.16	10,136.28
Paint & Appaloosa	1,363.95	237.70	1,126.25
<u>Benevolence</u>			
Thoroughbred	6,819.69	1,188.43	5,631.26
Quarterhorse	6,137.72	1,069.58	5,068.14
Paint & Appaloosa	681.98	118.85	563.13
<u>Promotions</u>			
Thoroughbred	13,639.37	2,376.84	11,262.53
Quarterhorse	12,275.44	2,139.16	10,136.28
Paint & Appaloosa	1,363.93	237.68	1,126.25
<b>Licensee</b>	<b>\$6,220,109.93</b>	<b>\$993,875.98</b>	<b>\$5,226,233.95</b>



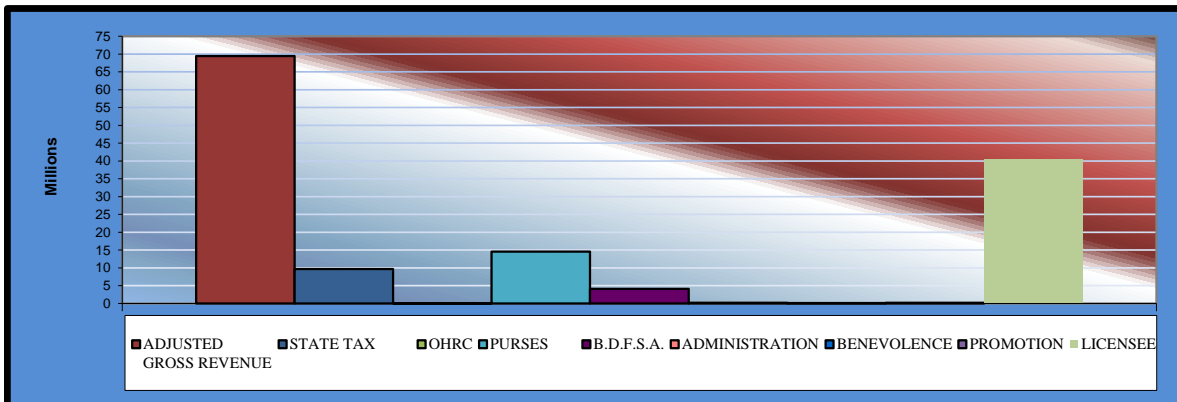
## Gaming at Oklahoma Horse Racing Tracks Will Rogers Downs and Remington Park Comparison of Prior Month and Prior Year Month July 2017

	<u>TOTAL</u>	<u>PRIOR MONTH</u>	<u>% CHANGE</u>	<u>PRIOR YEAR</u>	<u>% CHANGE</u>
Gaming Days	62	60	3.33%	62	0.00%
Adjusted Gross Revenue	\$11,554,038.83	\$9,374,644.32	23.25%	\$9,195,374.32	25.65%
<b>State Tax</b>					
General Revenue Fund	305,794.29	205,206.78	49.02%	241,844.53	26.44%
Education Reform	2,242,491.42	1,504,849.68	49.02%	1,773,526.50	26.44%
<b>Oklahoma Horse Racing Commission</b>					
	57,770.19	0.00	100.00%	0.00	100.00%
<b>Purse Fund</b>					
<u>Purses</u>					
Thoroughbred	1,079,630.64	927,747.28	16.37%	870,100.57	24.08%
Quarterhorse	903,922.44	776,913.15	16.35%	730,033.47	23.82%
Paint & Appaloosa	113,950.86	97,912.56	16.38%	91,760.64	24.18%
<u>Breeding Development Fund</u>					
<u>Special Account</u>					
Thoroughbred	250,207.39	214,787.51	16.49%	199,462.34	25.44%
Quarterhorse	292,931.84	251,368.16	16.53%	232,573.24	25.95%
Paint & Appaloosa	19,032.94	16,340.91	16.47%	15,195.73	25.25%
<u>Administration</u>					
Thoroughbred	13,639.37	11,718.30	16.39%	10,969.90	24.33%
Quarterhorse	12,275.44	10,546.47	16.39%	9,872.87	24.34%
Paint & Appaloosa	1,363.95	1,171.83	16.39%	1,096.96	24.34%
<u>Benevolence</u>					
Thoroughbred	6,819.69	5,859.15	16.39%	5,484.92	24.34%
Quarterhorse	6,137.72	5,273.24	16.39%	4,936.46	24.33%
Paint & Appaloosa	681.98	585.92	16.39%	548.50	24.34%
<u>Promotions</u>					
Thoroughbred	13,639.37	11,718.30	16.39%	10,969.90	24.33%
Quarterhorse	12,275.44	10,546.47	16.39%	9,872.87	24.34%
Paint & Appaloosa	1,363.93	1,171.83	16.39%	1,096.96	24.34%
<b>Licensee</b>	\$6,220,109.93	\$5,320,926.78	16.90%	\$4,986,027.96	24.75%



## Gaming at Oklahoma Horse Racing Tracks Will Rogers Downs and Remington Park Year to Date Gaming Totals July 2017

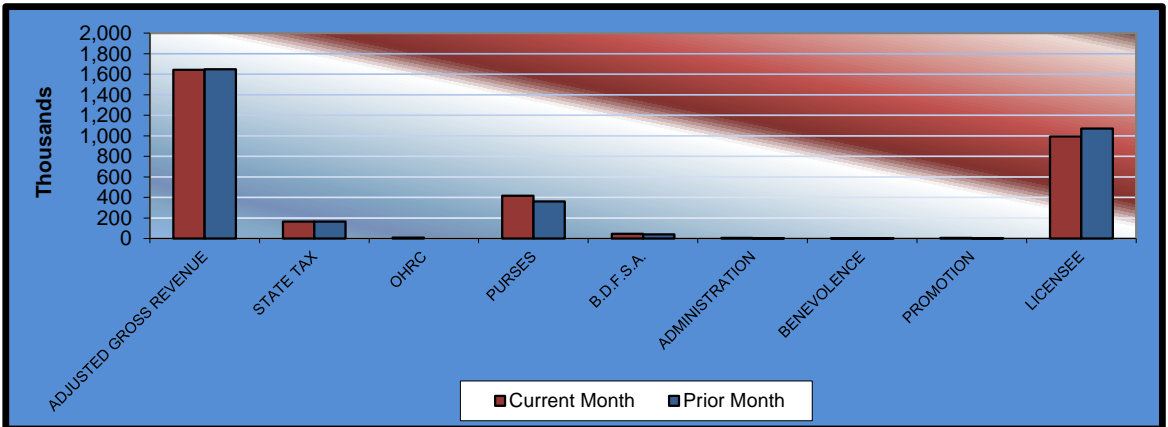
	<u>TOTAL</u>	<u>WILL ROGERS DOWNS</u>	<u>REMINGTON PARK</u>
Gaming Days This Year	424	212	212
Adjusted Gross Revenue	<u>\$69,414,143.07</u>	<u>\$11,381,359.68</u>	<u>\$58,032,783.39</u>
<b>State Tax</b>			
General Revenue Fund	1,157,559.82	136,576.31	1,020,983.51
Education Reform	8,488,771.97	1,001,559.63	7,487,212.34
<b>Oklahoma Horse Racing Commission</b>	57,770.19	8,208.06	49,562.13
<b>Purse Fund</b>			
<u>Purses</u>			
Thoroughbred	7,575,487.75	1,265,982.12	6,309,505.63
Quarterhorse	6,225,923.78	1,118,580.19	5,107,343.59
Paint & Appaloosa	776,507.14	124,286.68	652,220.46
<u>Breeding Development Fund</u>			
<u>Special Account</u>			
Thoroughbred	1,781,050.53	152,791.01	1,628,259.52
Quarterhorse	2,194,960.65	158,315.59	2,036,645.06
Paint & Appaloosa	159,146.64	17,590.60	141,556.04
<u>Administration</u>			
Thoroughbred	95,964.51	14,551.52	81,412.99
Quarterhorse	86,368.06	13,096.38	73,271.68
Paint & Appaloosa	9,596.47	1,455.19	8,141.28
<u>Benevolence</u>			
Thoroughbred	47,982.26	7,275.77	40,706.49
Quarterhorse	43,184.03	6,548.19	36,635.84
Paint & Appaloosa	4,798.24	727.59	4,070.65
<u>Promotions</u>			
Thoroughbred	95,964.50	14,551.52	81,412.98
Quarterhorse	86,368.06	13,096.38	73,271.68
Paint & Appaloosa	9,596.45	1,455.17	8,141.28
<b>Licensee</b>	\$40,517,142.02	\$7,324,711.78	\$33,192,430.24





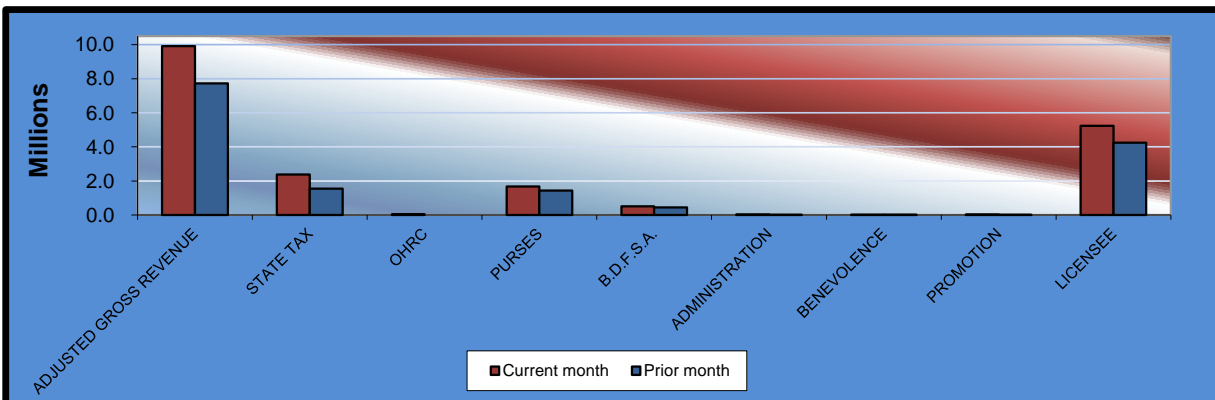
## Gaming at Oklahoma Horse Racing Tracks Will Rogers Downs and Remington Park Will Rogers Downs Revenue July 2017

<u>Will Rogers Downs</u>	<u>CURRENT MONTH</u>	<u>PRIOR MONTH</u>	<u>% CHANGE</u>	<u>July 2016</u>	<u>% CHANGE</u>
Gaming Days	31	30	3.33%	31	0.00%
Adjusted Gross Revenue	\$1,641,612.29	\$1,648,723.97	-0.43%	\$1,454,696.58	12.85%
<b>State Tax</b>					
General Revenue Fund	19,699.35	19,784.69	-0.43%	17,456.37	12.85%
Education Reform	144,461.88	145,087.70	-0.43%	128,013.31	12.85%
<b>Oklahoma Horse Racing Commission</b>					
	8,208.06	0	100.00%	0.00	100.00%
<b>Purse Fund</b>					
<u>Purses</u>					
Thoroughbred	206,784.57	179,298.75	15.33%	182,564.53	13.27%
Quarterhorse	189,314.92	164,151.09	15.33%	167,141.06	13.27%
Paint & Appaloosa	21,034.99	18,239.01	15.33%	18,571.31	13.27%
Breeding Development Fund					
<u>Special Account</u>					
Thoroughbred	24,956.79	21,639.50	15.33%	22,033.69	13.27%
Quarterhorse	19,252.36	16,693.33	15.33%	16,997.43	13.27%
Paint & Appaloosa	2,139.15	1,854.81	15.33%	1,888.58	13.27%
<u>Administration</u>					
Thoroughbred	2,376.84	2,060.90	15.33%	2,098.47	13.27%
Quarterhorse	2,139.16	1,854.81	15.33%	1,888.58	13.27%
Paint & Appaloosa	237.70	206.09	15.34%	209.82	13.29%
<u>Benevolence</u>					
Thoroughbred	1,188.43	1,030.45	15.33%	1,049.20	13.27%
Quarterhorse	1,069.58	927.41	15.33%	944.32	13.26%
Paint & Appaloosa	118.85	103.05	15.33%	104.93	13.27%
<u>Promotions</u>					
Thoroughbred	2,376.84	2,060.90	15.33%	2,098.47	13.27%
Quarterhorse	2,139.16	1,854.81	15.33%	1,888.58	13.27%
Paint & Appaloosa	237.68	206.09	15.33%	209.82	13.28%
<b>Licensee</b>	\$993,875.98	\$1,071,670.58	-7.26%	\$889,538.11	11.73%



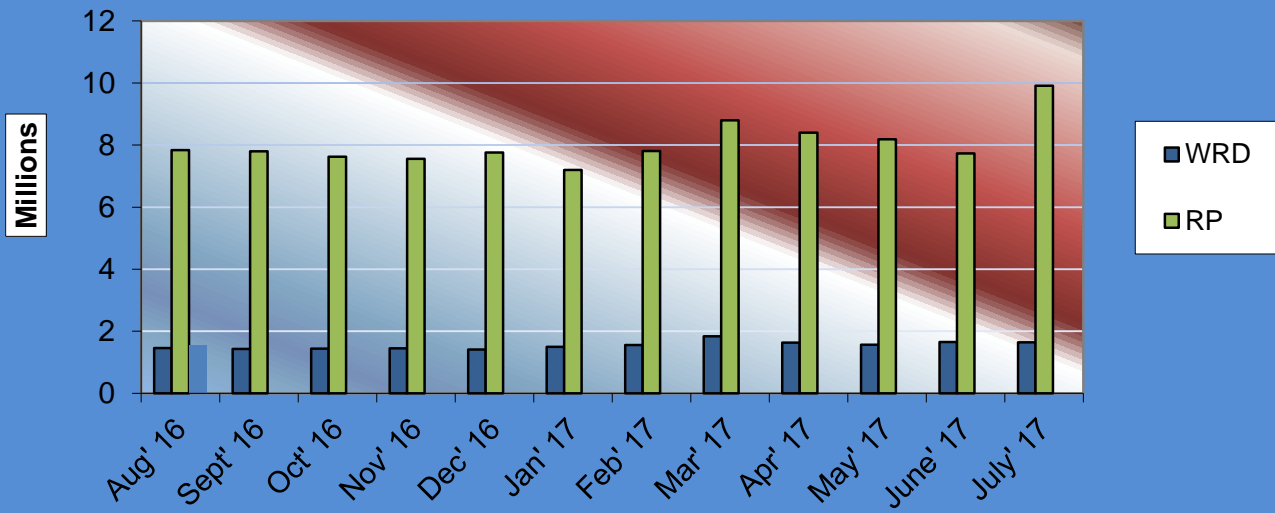
**Gaming at Oklahoma Horse Racing Tracks  
Will Rogers Downs and Remington Park  
Remington Park Revenue  
July 2017**

<u>Remington Park</u>	<u>CURRENT MONTH</u>	<u>PRIOR MONTH</u>	<u>% CHANGE</u>	<u>July 2016</u>	<u>% CHANGE</u>
Gaming Days	31	30	3.33%	30	3.33%
Adjusted Gross Revenue	\$ 9,912,426.54	\$7,725,920.35	28.30%	\$7,740,677.74	28.06%
<b>State Tax</b>					
General Revenue Fund	286,094.94	185,422.09	54.29%	224,388.16	27.50%
Education Reform	2,098,029.54	1,359,761.98	54.29%	1,645,513.19	27.50%
<b>Oklahoma Horse Racing Commission</b>					
	49,562.13	0.00	100.00%	0.00	100.00%
<b>Purse Fund</b>					
<u>Purses</u>					
Thoroughbred	872,846.07	748,448.53	16.62%	687,536.04	26.95%
Quarterhorse	714,607.52	612,762.06	16.62%	562,892.41	26.95%
Paint & Appaloosa	92,915.87	79,673.55	16.62%	73,189.33	26.95%
Breeding Development Fund					
<u>Special Account</u>					
Thoroughbred	225,250.60	193,148.01	16.62%	177,428.65	26.95%
Quarterhorse	273,679.48	234,674.83	16.62%	215,575.81	26.95%
Paint & Appaloosa	16,893.79	14,486.10	16.62%	13,307.15	26.95%
<u>Administration</u>					
Thoroughbred	11,262.53	9,657.40	16.62%	8,871.43	26.95%
Quarterhorse	10,136.28	8,691.66	16.62%	7,984.29	26.95%
Paint & Appaloosa	1,126.25	965.74	16.62%	887.14	26.95%
<u>Benevolence</u>					
Thoroughbred	5,631.26	4,828.70	16.62%	4,435.72	26.95%
Quarterhorse	5,068.14	4,345.83	16.62%	3,992.14	26.95%
Paint & Appaloosa	563.13	482.87	16.62%	443.57	26.95%
<u>Promotions</u>					
Thoroughbred	11,262.53	9,657.40	16.62%	8,871.43	26.95%
Quarterhorse	10,136.28	8,691.66	16.62%	7,984.29	26.95%
Paint & Appaloosa	1,126.25	965.74	16.62%	887.14	26.95%
<b>Licensee</b>	\$ 5,226,233.95	\$4,249,256.20	22.99%	\$4,096,489.85	27.58%



**Gaming at Oklahoma Horse Racing Tracks  
Will Rogers Downs and Remington Park  
Prior Twelve Month Graph  
July 2017**

**ADJUSTED GROSS REVENUE  
PREVIOUS TWELVE MONTHS**





**OFFICE OF THE STATE AUDITOR & INSPECTOR**  
2300 N. LINCOLN BOULEVARD, ROOM 100  
OKLAHOMA CITY, OK 73105-4896

[WWW.SAI.OK.GOV](http://WWW.SAI.OK.GOV)