



OKLAHOMA HORSE RACING COMMISSION
AUDIT REPORT OF GAMING OPERATIONS
WILL ROGERS DOWNS AND REMINGTON PARK

Contract Audit

July 2019

Cindy Byrd, CPA
State Auditor & Inspector

**OKLAHOMA HORSE RACING COMMISSION
AUDIT REPORT OF GAMING OPERATIONS
WILL ROGERS DOWNS AND REMINGTON PARK
JULY 2019**

This publication, issued by the Oklahoma State Auditor and Inspector's Office as authorized by 74 O.S. § 212, has not been printed, but is available on the agency's website (www.sai.ok.gov) and in the Oklahoma Department of Libraries Publications Clearinghouse Digital Collection (<http://digitalprairie.ok.gov/cdm/search/collection/audits/>) pursuant to 65 O.S. § 3-114.

August 12, 2019

**TO THE MEMBERS OF THE OKLAHOMA
HORSE RACING COMMISSION**

Transmitted herewith is the Audit Report of Gaming Operations for Will Rogers Downs and Remington Park for the month of July 2019. The report is the result of our monitoring and data accumulation in accordance with the State Auditor and Inspector's contract with the Oklahoma Horse Racing Commission (OHRC) and Title 3A of the Oklahoma Statutes for Gaming.

The goal of the State Auditor and Inspector is to promote accountability and fiscal integrity in state and local government. Maintaining our independence as we provide this service to the taxpayers of Oklahoma is of utmost importance.

We wish to take this opportunity to express our appreciation for the assistance and cooperation extended to our Office during our engagement.

Sincerely,



CINDY BYRD, CPA
OKLAHOMA STATE AUDITOR & INSPECTOR



**OKLAHOMA HORSE RACING COMMISSION
Audit Report of Gaming Operations
Will Rogers Downs and Remington Park
For the Month of July 2019**

TABLE OF CONTENTS

	<u>PAGE</u>
STATE AUDITOR AND INSPECTOR LETTER	4
TOTAL GAMING REVENUE	5
COMPARISON OF PRIOR MONTH AND PRIOR YEAR	6
YEAR TO DATE GAMING TOTALS.....	7
WILL ROGERS DOWNS REVENUE.....	8
REMINGTON PARK REVENUE.....	9
PRIOR TWELVE MONTH GRAPH.....	10

**TO THE MEMBERS OF THE OKLAHOMA
HORSE RACING COMMISSION**

We performed an audit in accordance with the OHRC Gaming Contract and Title 3A of the Oklahoma Statutes for Gaming. The information presented in this report is derived from gaming data obtained from the gaming vendors and licensees located at Will Rogers Downs and Remington Park for the month of July 2019.

Because our procedures do not constitute an audit conducted in accordance with generally accepted auditing standards, we do not express such an opinion on the information. This report relates only to this information and does not extend to any financial statements of the racetracks or racinos.

In planning and performing these procedures, we considered the internal control structure of the gaming departments; however, our procedures were substantially less in scope than the procedures we would have applied if we had been engaged to express an opinion on the internal controls. Accordingly, we do not express an opinion on their internal control structure.

Sincerely,



CINDY BYRD, CPA
OKLAHOMA STATE AUDITOR & INSPECTOR

August 12, 2019



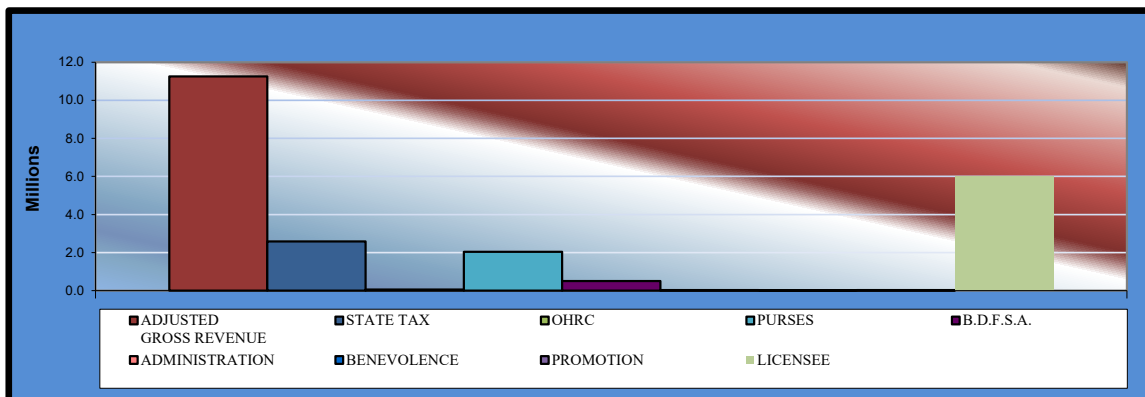
Gaming at Oklahoma Horse Racing Tracks

Will Rogers Downs and Remington Park

Total Gaming Revenue

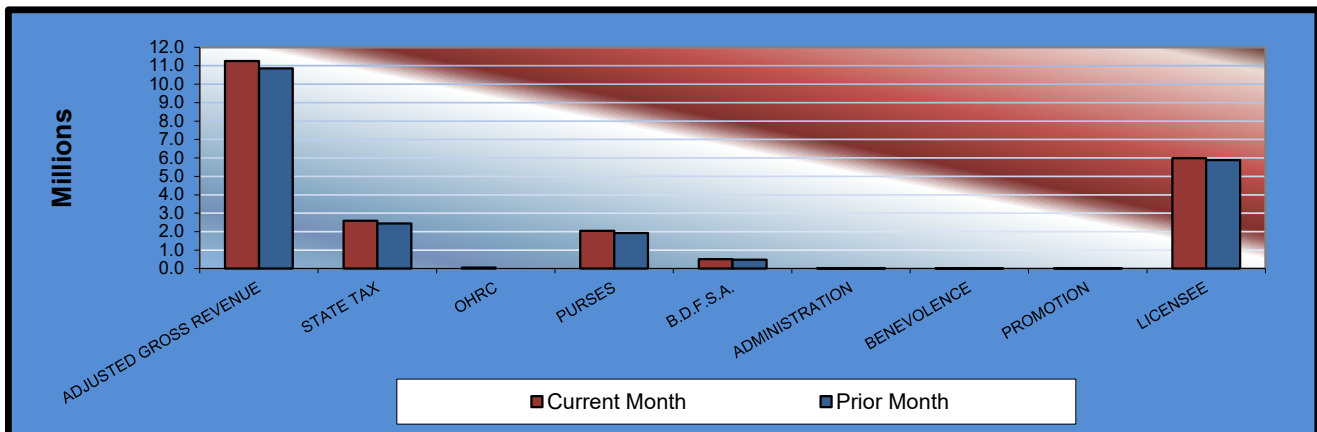
July 2019

	<u>TOTAL</u>	<u>WILL ROGERS DOWNS</u>	<u>REMINGTON PARK</u>
Gaming Days This Month	62	31	31
Adjusted Gross Revenue	<u>\$11,251,907.16</u>	<u>\$1,662,332.32</u>	<u>\$9,589,574.84</u>
State Tax			
General Revenue Fund	310,778.15	19,947.99	290,830.16
Education Reform	2,279,039.73	146,285.24	2,132,754.49
Oklahoma Horse Racing Commission	56,259.53	8,311.66	47,947.87
Purse Fund			
<u>Purses</u>			
Thoroughbred	1,068,662.03	215,126.59	853,535.44
Quarterhorse	869,707.67	196,952.09	672,755.58
Paint & Appaloosa	104,056.22	21,883.56	82,172.66
Breeding Development Fund			
<u>Special Account</u>			
Thoroughbred	206,213.27	25,963.55	180,249.72
Quarterhorse	277,680.10	20,029.03	257,651.07
Paint & Appaloosa	23,431.30	2,225.45	21,205.85
<u>Administration</u>			
Thoroughbred	13,075.64	2,472.72	10,602.92
Quarterhorse	11,768.08	2,225.45	9,542.63
Paint & Appaloosa	1,307.57	247.27	1,060.30
<u>Benevolence</u>			
Thoroughbred	6,537.83	1,236.36	5,301.47
Quarterhorse	5,884.03	1,112.72	4,771.31
Paint & Appaloosa	653.78	123.64	530.14
<u>Promotions</u>			
Thoroughbred	13,075.64	2,472.72	10,602.92
Quarterhorse	11,768.08	2,225.45	9,542.63
Paint & Appaloosa	1,307.57	247.27	1,060.30
Licensee	\$5,990,700.94	\$993,243.56	\$4,997,457.38



**Gaming at Oklahoma Horse Racing Tracks
Will Rogers Downs and Remington Park
Comparison of Prior Month and Prior Year
July 2019**

	<u>TOTAL</u>	<u>PRIOR</u>	<u>%</u>	<u>July</u>	<u>%</u>
	<u>62</u>	<u>MONTH</u>	<u>CHANGE</u>	<u>2018</u>	<u>CHANGE</u>
Gaming Days	62	60	3.33%	62	0.00%
Adjusted Gross Revenue	\$11,251,907.16	\$10,859,520.93	3.61%	\$11,370,068.43	-1.04%
State Tax					
General Revenue Fund	310,778.15	293,624.67	5.84%	310,088.45	0.22%
Education Reform	2,279,039.73	2,153,247.55	5.84%	2,273,982.00	0.22%
Oklahoma Horse Racing Commission	56,259.53	54,297.60	3.61%	56,850.34	-1.04%
Purse Fund					
<u>Purses</u>					
Thoroughbred	1,068,662.03	1,009,185.59	5.89%	1,055,253.20	1.27%
Quarterhorse	869,707.67	820,477.27	6.00%	885,991.09	-1.84%
Paint & Appaloosa	104,056.22	98,229.61	5.93%	111,256.86	-6.47%
Breeding Development Fund					
<u>Special Account</u>					
Thoroughbred	206,213.27	195,324.12	5.57%	241,040.29	-14.45%
Quarterhorse	277,680.10	263,581.52	5.35%	280,673.05	-1.07%
Paint & Appaloosa	23,431.30	22,221.39	5.44%	18,372.49	27.53%
<u>Administration</u>					
Thoroughbred	13,075.64	12,353.95	5.84%	13,295.32	-1.65%
Quarterhorse	11,768.08	11,118.55	5.84%	11,965.78	-1.65%
Paint & Appaloosa	1,307.57	1,235.40	5.84%	1,329.53	-1.65%
<u>Benevolence</u>					
Thoroughbred	6,537.83	6,176.98	5.84%	6,647.66	-1.65%
Quarterhorse	5,884.03	5,559.27	5.84%	5,982.90	-1.65%
Paint & Appaloosa	653.78	617.70	5.84%	664.76	-1.65%
<u>Promotions</u>					
Thoroughbred	13,075.64	12,353.95	5.84%	13,295.32	-1.65%
Quarterhorse	11,768.08	11,118.55	5.84%	11,965.78	-1.65%
Paint & Appaloosa	1,307.57	1,235.40	5.84%	1,329.53	-1.65%
Licensee	\$5,990,700.94	\$5,887,561.86	1.75%	\$6,070,084.08	-1.31%



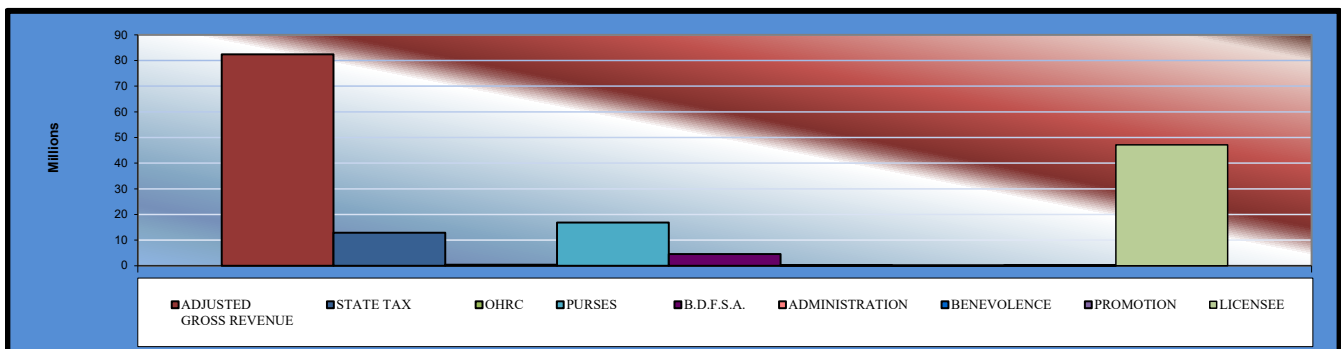
Gaming at Oklahoma Horse Racing Tracks

Will Rogers Downs and Remington Park

Year to Date Gaming Totals Comparison

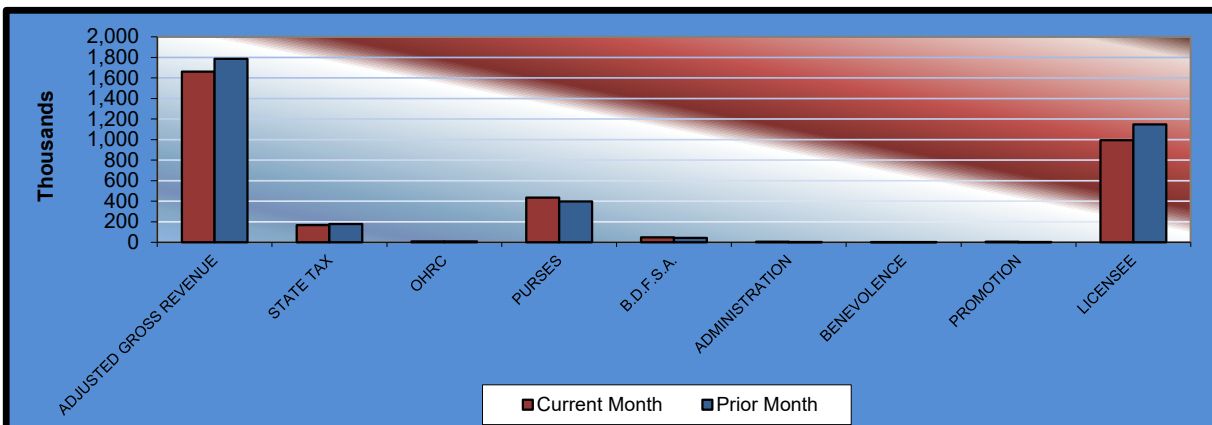
July 2019

	WILL ROGERS DOWNS 212	REMINGTON PARK 212	2019 TOTAL 424	2018 TOTAL 424	% CHANGE
Gaming Days This Year					0.00%
Adjusted Gross Revenue	<u>\$11,859,889.03</u>	<u>\$70,523,818.84</u>	<u>\$82,383,707.87</u>	<u>\$82,399,810.62</u>	-0.02%
State Tax					
General Revenue Fund	142,318.70	1,398,857.49	1,541,176.19	1,531,438.20	0.64%
Education Reform	1,043,670.25	10,258,288.15	11,301,958.40	11,230,546.77	0.64%
Oklahoma Horse Racing Commission	59,299.45	352,619.07	411,918.52	411,999.07	-0.02%
Purse Fund					
<u>Purses</u>					
Thoroughbred	1,317,317.78	7,480,156.39	8,797,474.17	8,676,059.89	1.40%
Quarterhorse	1,206,027.38	6,005,052.13	7,211,079.51	7,236,086.49	-0.35%
Paint & Appaloosa	134,003.02	733,477.59	867,480.61	917,090.07	-5.41%
Breeding Development Fund					
<u>Special Account</u>					
Thoroughbred	158,986.63	1,747,465.04	1,906,451.67	2,050,374.05	-7.02%
Quarterhorse	122,646.83	2,299,807.19	2,422,454.02	2,417,704.25	0.20%
Paint & Appaloosa	13,627.34	189,284.56	202,911.90	155,553.44	30.45%
<u>Administration</u>					
Thoroughbred	15,141.61	94,642.27	109,783.88	110,014.72	-0.21%
Quarterhorse	13,627.43	85,178.04	98,805.47	99,013.23	-0.21%
Paint & Appaloosa	1,514.17	9,464.23	10,978.40	11,001.46	-0.21%
<u>Benevolence</u>					
Thoroughbred	7,570.75	47,321.14	54,891.89	55,007.34	-0.21%
Quarterhorse	6,813.71	42,589.02	49,402.73	49,506.63	-0.21%
Paint & Appaloosa	757.08	4,732.12	5,489.20	5,500.73	-0.21%
<u>Promotions</u>					
Thoroughbred	15,141.61	94,642.27	109,783.88	110,014.71	-0.21%
Quarterhorse	13,627.43	85,178.04	98,805.47	99,013.23	-0.21%
Paint & Appaloosa	1,514.17	9,464.23	10,978.40	11,001.46	-0.21%
Licensee	\$7,586,283.69	\$39,585,599.87	47,171,883.56	\$47,222,884.88	-0.11%



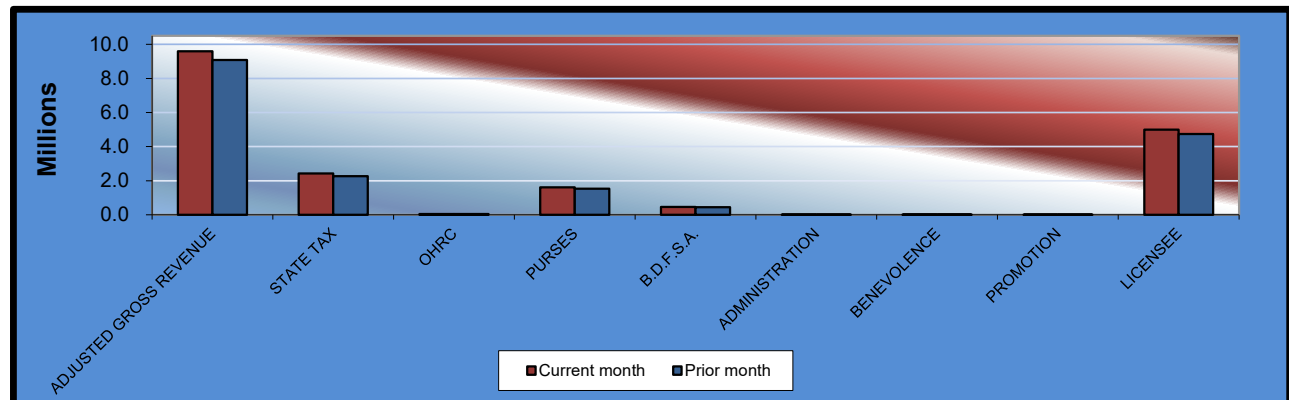
Gaming at Oklahoma Horse Racing Tracks
Will Rogers Downs and Remington Park
Will Rogers Downs Revenue
July 2019

<u>Will Rogers Downs</u>	<u>CURRENT MONTH</u>	<u>PRIOR MONTH</u>	<u>% CHANGE</u>	<u>July 2018</u>	<u>% CHANGE</u>
Gaming Days	31	30	3.33%	31	0.00%
Adjusted Gross Revenue	\$1,662,332.32	\$1,786,720.09	-6.96%	\$1,759,650.85	-5.53%
State Tax					
General Revenue Fund	19,947.99	21,440.64	-6.96%	21,115.81	-5.53%
Education Reform	146,285.24	157,231.37	-6.96%	154,849.27	-5.53%
Oklahoma Horse Racing Commission	8,311.66	8,933.60	-6.96%	8,798.25	-5.53%
Purse Fund					
<u>Purses</u>					
Thoroughbred	215,126.59	196,659.58	9.39%	227,720.82	-5.53%
Quarterhorse	196,952.09	180,045.26	9.39%	208,482.33	-5.53%
Paint & Appaloosa	21,883.56	20,005.05	9.39%	23,164.70	-5.53%
Breeding Development Fund					
<u>Special Account</u>					
Thoroughbred	25,963.55	23,734.78	9.39%	27,483.55	-5.53%
Quarterhorse	20,029.03	18,309.69	9.39%	21,201.61	-5.53%
Paint & Appaloosa	2,225.45	2,034.41	9.39%	2,355.73	-5.53%
<u>Administration</u>					
Thoroughbred	2,472.72	2,260.46	9.39%	2,617.48	-5.53%
Quarterhorse	2,225.45	2,034.41	9.39%	2,355.73	-5.53%
Paint & Appaloosa	247.27	226.05	9.39%	261.75	-5.53%
<u>Benevolence</u>					
Thoroughbred	1,236.36	1,130.23	9.39%	1,308.74	-5.53%
Quarterhorse	1,112.72	1,017.20	9.39%	1,177.87	-5.53%
Paint & Appaloosa	123.64	113.02	9.40%	130.87	-5.52%
<u>Promotions</u>					
Thoroughbred	2,472.72	2,260.46	9.39%	2,617.48	-5.53%
Quarterhorse	2,225.45	2,034.41	9.39%	2,355.73	-5.53%
Paint & Appaloosa	247.27	226.05	9.39%	261.75	-5.53%
Licensee	\$993,243.56	\$1,147,023.42	-13.41%	\$1,051,391.38	-5.53%

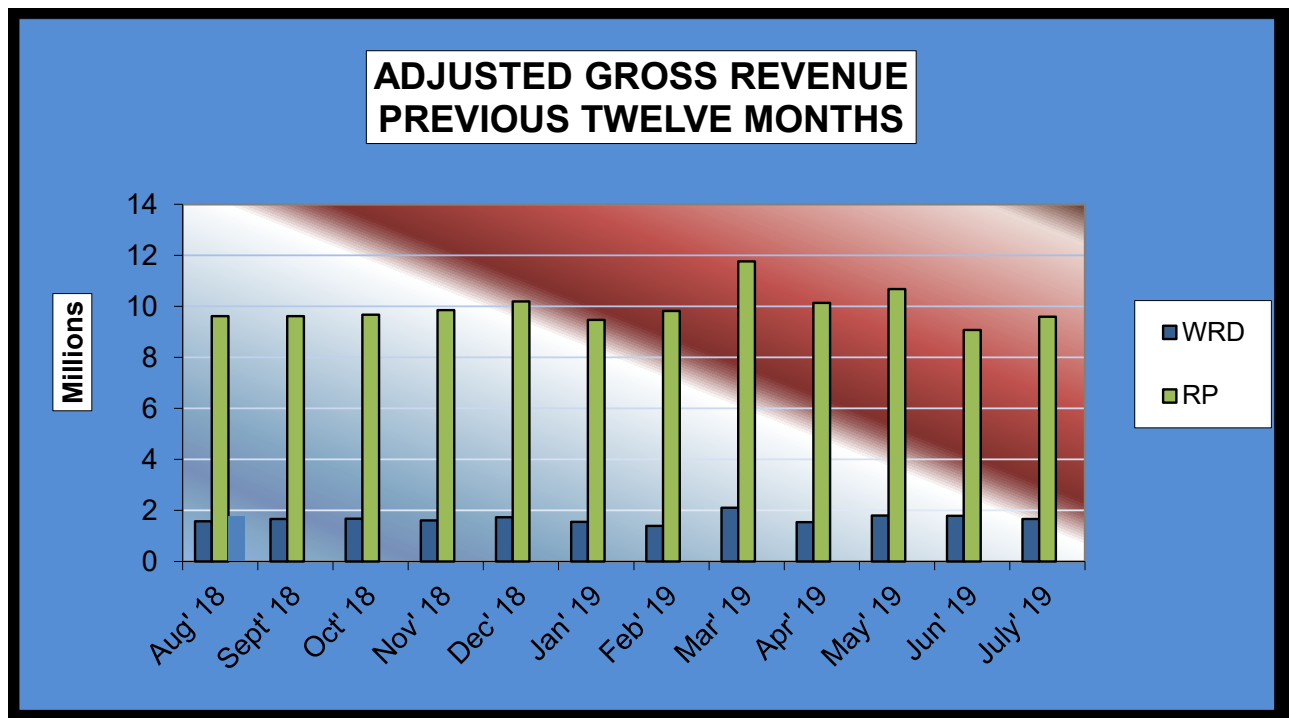


Gaming at Oklahoma Horse Racing Tracks
Will Rogers Downs and Remington Park
Remington Park Revenue
July 2019

Remington Park	CURRENT MONTH	PRIOR MONTH	% CHANGE	July 2018	% CHANGE
Gaming Days	31	30	3.33%	31	0.00%
Adjusted Gross Revenue	\$9,589,574.84	\$9,072,800.84	5.70%	\$9,610,417.58	-0.22%
State Tax					
General Revenue Fund	290,830.16	272,184.03	6.85%	288,972.64	0.64%
Education Reform	2,132,754.49	1,996,016.18	6.85%	2,119,132.73	0.64%
Oklahoma Horse Racing Commission	47,947.87	45,364.00	5.70%	48,052.09	-0.22%
Purse Fund					
<u>Purses</u>					
Thoroughbred	853,535.44	812,526.01	5.05%	827,532.38	3.14%
Quarterhorse	672,755.58	640,432.01	5.05%	677,508.76	-0.70%
Paint & Appaloosa	82,172.66	78,224.56	5.05%	88,092.16	-6.72%
Breeding Development Fund					
<u>Special Account</u>					
Thoroughbred	180,249.72	171,589.34	5.05%	213,556.74	-15.60%
Quarterhorse	257,651.07	245,271.83	5.05%	259,471.44	-0.70%
Paint & Appaloosa	21,205.85	20,186.98	5.05%	16,016.76	32.40%
<u>Administration</u>					
Thoroughbred	10,602.92	10,093.49	5.05%	10,677.84	-0.70%
Quarterhorse	9,542.63	9,084.14	5.05%	9,610.05	-0.70%
Paint & Appaloosa	1,060.30	1,009.35	5.05%	1,067.78	-0.70%
<u>Benevolence</u>					
Thoroughbred	5,301.47	5,046.75	5.05%	5,338.92	-0.70%
Quarterhorse	4,771.31	4,542.07	5.05%	4,805.03	-0.70%
Paint & Appaloosa	530.14	504.68	5.04%	533.89	-0.70%
<u>Promotions</u>					
Thoroughbred	10,602.92	10,093.49	5.05%	10,677.84	-0.70%
Quarterhorse	9,542.63	9,084.14	5.05%	9,610.05	-0.70%
Paint & Appaloosa	1,060.30	1,009.35	5.05%	1,067.78	-0.70%
Licensee	\$4,997,457.38	\$4,740,538.44	5.42%	\$5,018,692.70	-0.42%



**Gaming at Oklahoma Horse Racing Tracks
Will Rogers Downs and Remington Park
Prior Twelve Month Graph
July 2019**





Cindy Byrd, CPA | State Auditor & Inspector

2300 N. Lincoln Blvd., Room 123, Oklahoma City, OK 73105 | 405.521.3495 | www.sai.ok.gov