

CONTRACT AUDIT

OKLAHOMA HORSE RACING COMMISSION AUDIT REPORT OF GAMING OPERATIONS WILL ROGERS DOWNS AND REMINGTON PARK

July 2018



Oklahoma State
Auditor & Inspector
Gary A. Jones, CPA, CFE

**OKLAHOMA HORSE RACING COMMISSION
AUDIT REPORT OF GAMING OPERATIONS
WILL ROGERS DOWNS AND REMINGTON PARK
JULY 2018**

This publication, issued by the Oklahoma State Auditor and Inspector's Office as authorized by 74 O.S. § 212, has not been printed, but is available on the agency's website (www.sai.ok.gov) and in the Oklahoma Department of Libraries Publications Clearinghouse Digital Collection (<http://digitalprairie.ok.gov/cdm/search/collection/audits/>) pursuant to 65 O.S. § 3-114.



Oklahoma State Auditor & Inspector

2300 N. Lincoln Blvd. • State Capitol, Room 100 • Oklahoma City, OK 73105 • Phone: 405.521.3495 • Fax: 405.521.3426

August 14, 2018

**TO THE MEMBERS OF THE OKLAHOMA
HORSE RACING COMMISSION**

Transmitted herewith is the Audit Report of Gaming Operations for Will Rogers Downs and Remington Park for the month of July 2018. The report is the result of our monitoring and data accumulation in accordance with the State Auditor and Inspector's contract with the Oklahoma Horse Racing Commission (OHRC) and Title 3A of the Oklahoma Statutes for Gaming.

The goal of the State Auditor and Inspector is to promote accountability and fiscal integrity in state and local government. Maintaining our independence as we provide this service to the taxpayers of Oklahoma is of utmost importance.

We wish to take this opportunity to express our appreciation for the assistance and cooperation extended to our Office during our engagement.

Sincerely,

A handwritten signature in blue ink that reads "Gary A. Jones".

GARY A. JONES, CPA, CFE
OKLAHOMA STATE AUDITOR & INSPECTOR

**OKLAHOMA HORSE RACING COMMISSION
Audit Report of Gaming Operations
Will Rogers Downs and Remington Park
For the Month of July 2018**

TABLE OF CONTENTS

	<u>PAGE</u>
STATE AUDITOR AND INSPECTOR LETTER	4
TOTAL GAMING REVENUE	5
COMPARISON OF PRIOR MONTH AND PRIOR YEAR	6
YEAR TO DATE GAMING TOTALS.....	7
WILL ROGERS DOWNS REVENUE.....	8
REMINGTON PARK REVENUE.....	9
PRIOR TWELVE MONTH GRAPH.....	10



Oklahoma State Auditor & Inspector

2300 N. Lincoln Blvd. • State Capitol, Room 100 • Oklahoma City, OK 73105 • Phone: 405.521.3495 • Fax: 405.521.3426

TO THE MEMBERS OF THE OKLAHOMA HORSE RACING COMMISSION

We performed an audit in accordance with the OHRC Gaming Contract and Title 3A of the Oklahoma Statutes for Gaming. The information presented in this report is derived from gaming data obtained from the gaming vendors and licensees located at Will Rogers Downs and Remington Park for the month of July 2018.

Because our procedures do not constitute an audit conducted in accordance with generally accepted auditing standards, we do not express such an opinion on the information. This report relates only to this information and does not extend to any financial statements of the racetracks or racinos.

In planning and performing these procedures, we considered the internal control structure of the gaming departments; however, our procedures were substantially less in scope than the procedures we would have applied if we had been engaged to express an opinion on the internal controls. Accordingly, we do not express an opinion on their internal control structure.

Sincerely,

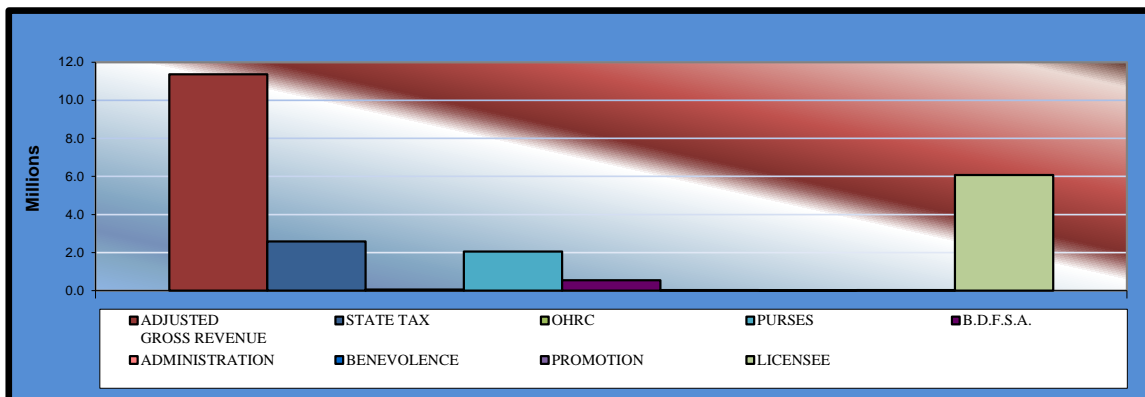
A handwritten signature in blue ink that reads "Gary A. Jones". The signature is written in a cursive, flowing style.

GARY A. JONES, CPA, CFE
OKLAHOMA STATE AUDITOR & INSPECTOR

August 14, 2018

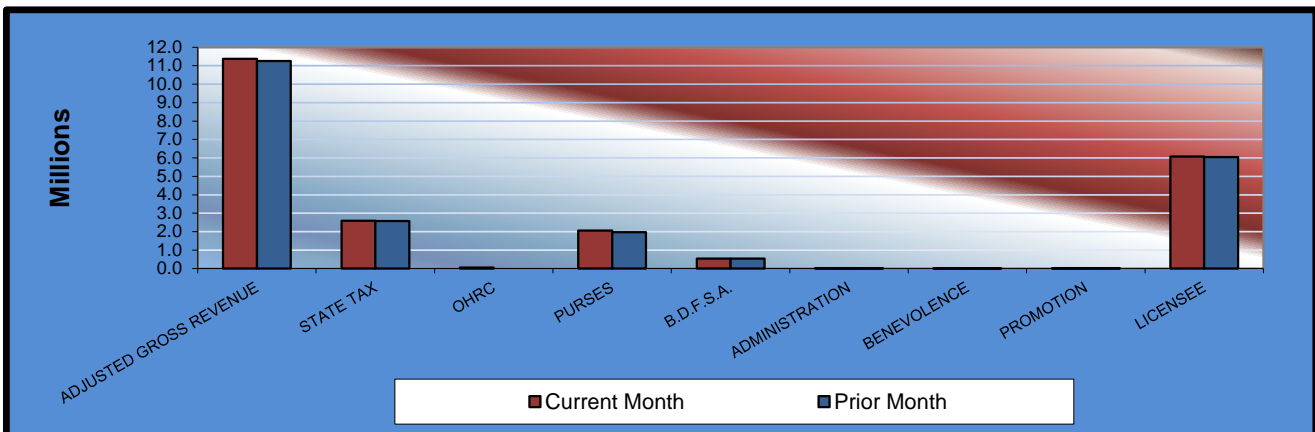
Gaming at Oklahoma Horse Racing Tracks Will Rogers Downs and Remington Park Total Gaming Revenue July 2018

	<u>TOTAL</u>	<u>WILL ROGERS DOWNS</u>	<u>REMINGTON PARK</u>
Gaming Days This Month	62	31	31
Adjusted Gross Revenue	<u>\$11,370,068.43</u>	<u>\$1,759,650.85</u>	<u>\$9,610,417.58</u>
State Tax			
General Revenue Fund	310,088.45	21,115.81	288,972.64
Education Reform	2,273,982.00	154,849.27	2,119,132.73
Oklahoma Horse Racing Commission	56,850.34	8,798.25	48,052.09
Purse Fund			
<u>Purses</u>			
Thoroughbred	1,055,253.20	227,720.82	827,532.38
Quarterhorse	885,991.09	208,482.33	677,508.76
Paint & Appaloosa	111,256.86	23,164.70	88,092.16
<u>Breeding Development Fund</u>			
<u>Special Account</u>			
Thoroughbred	241,040.29	27,483.55	213,556.74
Quarterhorse	280,673.05	21,201.61	259,471.44
Paint & Appaloosa	18,372.49	2,355.73	16,016.76
<u>Administration</u>			
Thoroughbred	13,295.32	2,617.48	10,677.84
Quarterhorse	11,965.78	2,355.73	9,610.05
Paint & Appaloosa	1,329.53	261.75	1,067.78
<u>Benevolence</u>			
Thoroughbred	6,647.66	1,308.74	5,338.92
Quarterhorse	5,982.90	1,177.87	4,805.03
Paint & Appaloosa	664.76	130.87	533.89
<u>Promotions</u>			
Thoroughbred	13,295.32	2,617.48	10,677.84
Quarterhorse	11,965.78	2,355.73	9,610.05
Paint & Appaloosa	1,329.53	261.75	1,067.78
Licensee	\$6,070,084.08	\$1,051,391.38	\$5,018,692.70



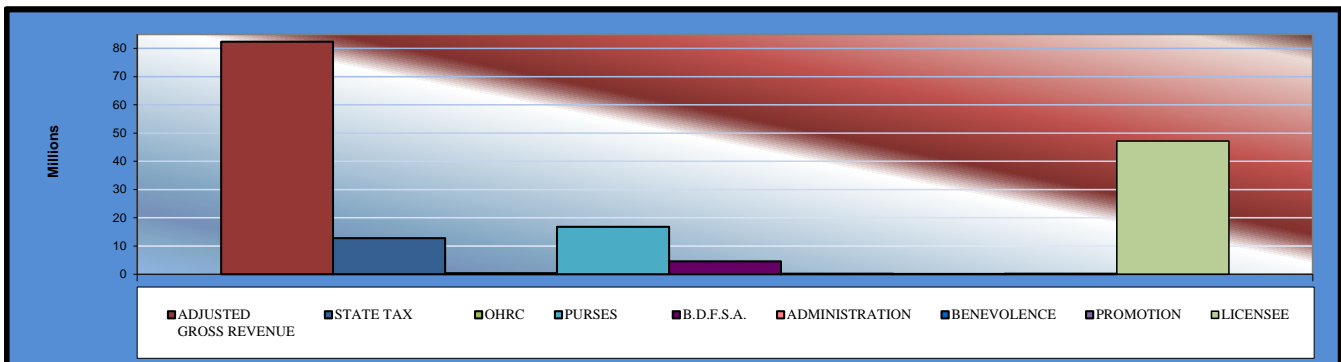
Gaming at Oklahoma Horse Racing Tracks Will Rogers Downs and Remington Park Comparison of Prior Month and Prior Year July 2018

	<u>TOTAL</u>	<u>PRIOR MONTH</u>	<u>% CHANGE</u>	<u>July 2017</u>	<u>% CHANGE</u>
Gaming Days	62	60	3.33%	62	0.00%
Adjusted Gross Revenue	\$11,370,068.43	\$11,249,295.02	1.07%	\$11,554,038.83	-1.59%
State Tax					
General Revenue Fund	310,088.45	308,775.20	0.43%	305,794.29	1.40%
Education Reform	2,273,982.00	2,264,351.53	0.43%	2,242,491.42	1.40%
Oklahoma Horse Racing Commission	56,850.34	56,246.47	1.07%	57,770.19	-1.59%
Purse Fund					
<u>Purses</u>					
Thoroughbred	1,055,253.20	1,015,625.85	3.90%	1,079,630.64	-2.26%
Quarterhorse	885,991.09	849,239.24	4.33%	903,922.44	-1.98%
Paint & Appaloosa	111,256.86	107,248.93	3.74%	113,950.86	-2.36%
<u>Breeding Development Fund</u>					
<u>Special Account</u>					
Thoroughbred	241,040.29	236,927.98	1.74%	250,207.39	-3.66%
Quarterhorse	280,673.05	278,059.26	0.94%	292,931.84	-4.18%
Paint & Appaloosa	18,372.49	18,006.54	2.03%	19,032.94	-3.47%
<u>Administration</u>					
Thoroughbred	13,295.32	12,846.71	3.49%	13,639.37	-2.52%
Quarterhorse	11,965.78	11,562.07	3.49%	12,275.44	-2.52%
Paint & Appaloosa	1,329.53	1,284.64	3.49%	1,363.95	-2.52%
<u>Benevolence</u>					
Thoroughbred	6,647.66	6,423.35	3.49%	6,819.69	-2.52%
Quarterhorse	5,982.90	5,781.01	3.49%	6,137.72	-2.52%
Paint & Appaloosa	664.76	642.34	3.49%	681.98	-2.53%
<u>Promotions</u>					
Thoroughbred	13,295.32	12,846.71	3.49%	13,639.37	-2.52%
Quarterhorse	11,965.78	11,562.07	3.49%	12,275.44	-2.52%
Paint & Appaloosa	1,329.53	1,284.64	3.49%	1,363.93	-2.52%
Licensee	\$6,070,084.08	\$6,050,580.48	0.32%	\$6,220,109.93	-2.41%



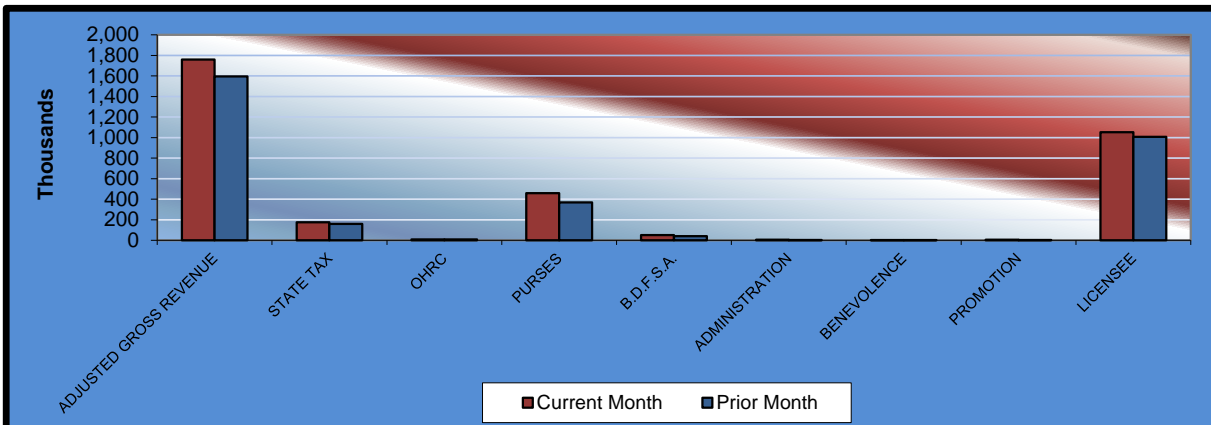
Gaming at Oklahoma Horse Racing Tracks Will Rogers Downs and Remington Park Year to Date Gaming Totals Comparison July 2018

	WILL ROGERS DOWNS	REMINGTON PARK	2018 TOTAL	2017 TOTAL	% CHANGE
Gaming Days This Year	212	212	424	424	0.00%
Adjusted Gross Revenue	<u>\$12,289,791.07</u>	<u>\$70,110,019.55</u>	<u>\$82,399,810.62</u>	<u>\$69,414,143.07</u>	18.71%
State Tax					
General Revenue Fund	147,477.50	1,383,960.70	1,531,438.20	1,157,559.82	32.30%
Education Reform	1,081,501.61	10,149,045.16	11,230,546.77	8,488,771.97	32.30%
Oklahoma Horse Racing Commission	61,448.91	350,550.16	411,999.07	57,770.19	613.17%
Purse Fund					
<u>Purses</u>					
Thoroughbred	1,372,952.45	7,303,107.44	8,676,059.89	7,575,487.75	14.53%
Quarterhorse	1,256,961.76	5,979,124.73	7,236,086.49	6,225,923.78	16.23%
Paint & Appaloosa	139,662.51	777,427.56	917,090.07	776,507.14	18.10%
<u>Breeding Development Fund</u>					
<u>Special Account</u>					
Thoroughbred	165,701.17	1,884,672.88	2,050,374.05	1,781,050.53	15.12%
Quarterhorse	127,826.69	2,289,877.56	2,417,704.25	2,194,960.65	10.15%
Paint & Appaloosa	14,202.98	141,350.46	155,553.44	159,146.64	-2.26%
<u>Administration</u>					
Thoroughbred	15,781.07	94,233.65	110,014.72	95,964.51	14.64%
Quarterhorse	14,202.95	84,810.28	99,013.23	86,368.06	14.64%
Paint & Appaloosa	1,578.11	9,423.35	11,001.46	9,596.47	14.64%
<u>Benevolence</u>					
Thoroughbred	7,890.52	47,116.82	55,007.34	47,982.26	14.64%
Quarterhorse	7,101.50	42,405.13	49,506.63	43,184.03	14.64%
Paint & Appaloosa	789.04	4,711.69	5,500.73	4,798.24	14.64%
<u>Promotions</u>					
Thoroughbred	15,781.07	94,233.64	110,014.71	95,964.50	14.64%
Quarterhorse	14,202.95	84,810.28	99,013.23	86,368.06	14.64%
Paint & Appaloosa	1,578.11	9,423.35	11,001.46	9,596.45	14.64%
Licensee	\$7,843,150.17	\$39,379,734.71	47,222,884.88	\$40,517,142.02	16.55%



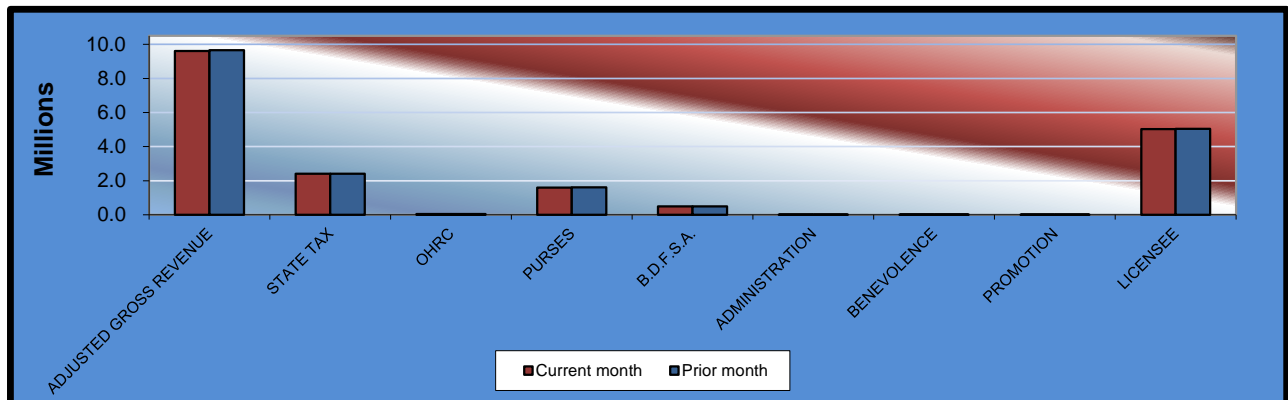
**Gaming at Oklahoma Horse Racing Tracks
Will Rogers Downs and Remington Park
Will Rogers Downs Revenue
July 2018**

<u>Will Rogers Downs</u>	<u>CURRENT MONTH</u>	<u>PRIOR MONTH</u>	<u>% CHANGE</u>	<u>July 2017</u>	<u>% CHANGE</u>
Gaming Days	31	30	3.33%	31	0.00%
Adjusted Gross Revenue	\$1,759,650.85	\$1,594,646.72	10.35%	\$1,641,612.29	7.19%
State Tax					
General Revenue Fund	21,115.81	19,135.76	10.35%	19,699.35	7.19%
Education Reform	154,849.27	140,328.91	10.35%	144,461.88	7.19%
Oklahoma Horse Racing Commission					
	8,798.25	7,973.23	10.35%	8,208.06	7.19%
Purse Fund					
<u>Purses</u>					
Thoroughbred	227,720.82	183,214.14	24.29%	206,784.57	10.12%
Quarterhorse	208,482.33	167,735.72	24.29%	189,314.92	10.12%
Paint & Appaloosa	23,164.70	18,637.36	24.29%	21,034.99	10.12%
<u>Breeding Development Fund</u>					
<u>Special Account</u>					
Thoroughbred	27,483.55	22,112.06	24.29%	24,956.79	10.12%
Quarterhorse	21,201.61	17,057.91	24.29%	19,252.36	10.12%
Paint & Appaloosa	2,355.73	1,895.35	24.29%	2,139.15	10.12%
<u>Administration</u>					
Thoroughbred	2,617.48	2,105.91	24.29%	2,376.84	10.12%
Quarterhorse	2,355.73	1,895.35	24.29%	2,139.16	10.12%
Paint & Appaloosa	261.75	210.56	24.31%	237.70	10.12%
<u>Benevolence</u>					
Thoroughbred	1,308.74	1,052.95	24.29%	1,188.43	10.12%
Quarterhorse	1,177.87	947.65	24.29%	1,069.58	10.12%
Paint & Appaloosa	130.87	105.30	24.28%	118.85	10.11%
<u>Promotions</u>					
Thoroughbred	2,617.48	2,105.91	24.29%	2,376.84	10.12%
Quarterhorse	2,355.73	1,895.35	24.29%	2,139.16	10.12%
Paint & Appaloosa	261.75	210.56	24.31%	237.68	10.13%
Licensee	\$1,051,391.38	\$1,006,026.74	4.51%	\$993,875.98	5.79%

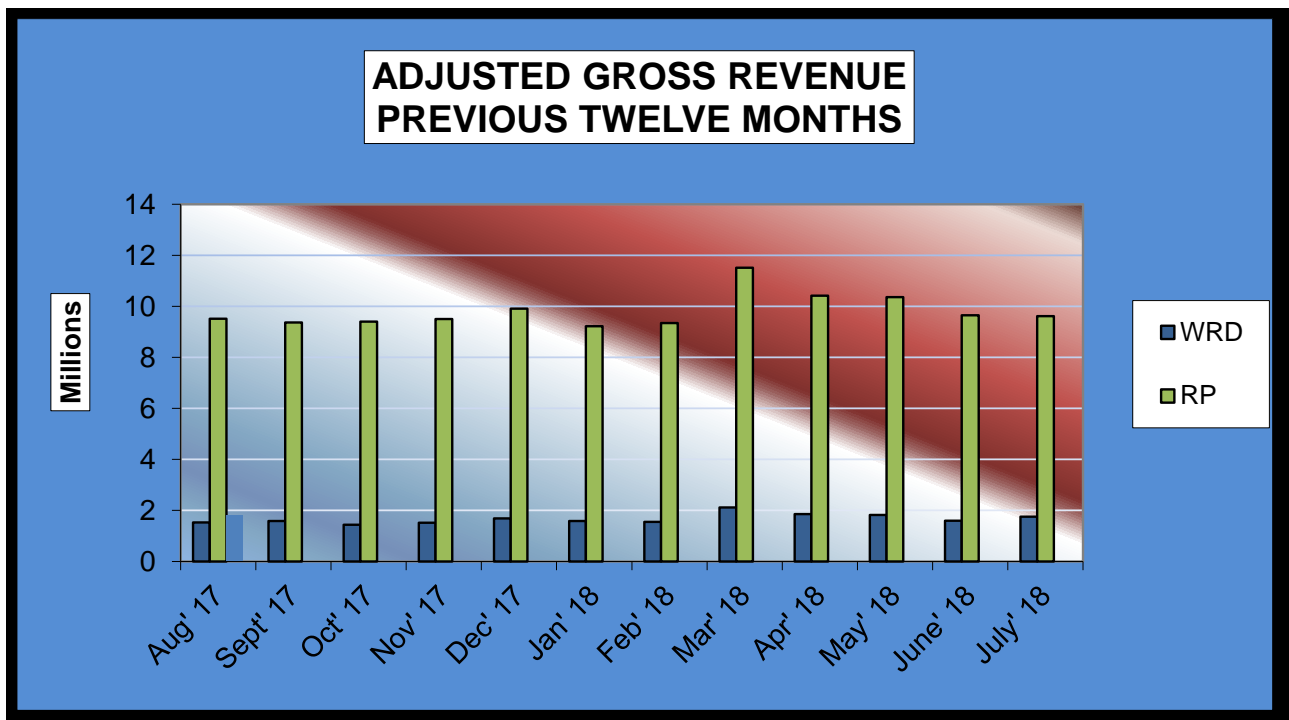


**Gaming at Oklahoma Horse Racing Tracks
Will Rogers Downs and Remington Park
Remington Park Revenue
July 2018**

<u>Remington Park</u>	<u>CURRENT MONTH</u>	<u>PRIOR MONTH</u>	<u>% CHANGE</u>	<u>July 2017</u>	<u>% CHANGE</u>
Gaming Days	31	30	3.33%	31	0.00%
Adjusted Gross Revenue	\$ 9,610,417.58	\$9,654,648.30	-0.46%	\$9,912,426.54	-3.05%
State Tax					
General Revenue Fund	288,972.64	289,639.44	-0.23%	286,094.94	1.01%
Education Reform	2,119,132.73	2,124,022.62	-0.23%	2,098,029.54	1.01%
Oklahoma Horse Racing Commission	48,052.09	48,273.24	-0.46%	49,562.13	-3.05%
Purse Fund					
<u>Purses</u>					
Thoroughbred	827,532.38	832,411.71	-0.59%	872,846.07	-5.19%
Quarterhorse	677,508.76	681,503.52	-0.59%	714,607.52	-5.19%
Paint & Appaloosa	88,092.16	88,611.57	-0.59%	92,915.87	-5.19%
Breeding Development Fund					
<u>Special Account</u>					
Thoroughbred	213,556.74	214,815.92	-0.59%	225,250.60	-5.19%
Quarterhorse	259,471.44	261,001.35	-0.59%	273,679.48	-5.19%
Paint & Appaloosa	16,016.76	16,111.19	-0.59%	16,893.79	-5.19%
<u>Administration</u>					
Thoroughbred	10,677.84	10,740.80	-0.59%	11,262.53	-5.19%
Quarterhorse	9,610.05	9,666.72	-0.59%	10,136.28	-5.19%
Paint & Appaloosa	1,067.78	1,074.08	-0.59%	1,126.25	-5.19%
<u>Benevolence</u>					
Thoroughbred	5,338.92	5,370.40	-0.59%	5,631.26	-5.19%
Quarterhorse	4,805.03	4,833.36	-0.59%	5,068.14	-5.19%
Paint & Appaloosa	533.89	537.04	-0.59%	563.13	-5.19%
<u>Promotions</u>					
Thoroughbred	10,677.84	10,740.80	-0.59%	11,262.53	-5.19%
Quarterhorse	9,610.05	9,666.72	-0.59%	10,136.28	-5.19%
Paint & Appaloosa	1,067.78	1,074.08	-0.59%	1,126.25	-5.19%
Licensee	\$ 5,018,692.70	\$5,044,553.74	-0.51%	\$5,226,233.95	-3.97%



**Gaming at Oklahoma Horse Racing Tracks
Will Rogers Downs and Remington Park
Prior Twelve Month Graph
July 2018**





OFFICE OF THE STATE AUDITOR & INSPECTOR
2300 N. LINCOLN BOULEVARD, ROOM 100
OKLAHOMA CITY, OK 73105-4896

WWW.SAI.OK.GOV