

CONTRACT AUDIT

**OKLAHOMA HORSE RACING COMMISSION  
AUDIT REPORT OF GAMING OPERATIONS  
WILL ROGERS DOWNS AND REMINGTON PARK**

July 2014



Oklahoma State  
Auditor & Inspector  
Gary A. Jones, CPA, CFE

**OKLAHOMA HORSE RACING COMMISSION  
AUDIT REPORT OF GAMING OPERATIONS  
WILL ROGERS DOWNS AND REMINGTON PARK  
JULY 2014**

---

*This publication, issued by the Oklahoma State Auditor and Inspector's Office as authorized by 74 O.S. § 212, has not been printed, but is available on the agency's website ([www.sai.ok.gov](http://www.sai.ok.gov)) and in the Oklahoma Department of Libraries Publications Clearinghouse Digital Collection, pursuant to 74 O.S. § 3105.B.*



# Oklahoma State Auditor & Inspector

2300 N. Lincoln Blvd. • State Capitol, Room 100 • Oklahoma City, OK 73105 • Phone: 405.521.3495 • Fax: 405.521.3426

August 13, 2014

**TO THE MEMBERS OF THE OKLAHOMA  
HORSE RACING COMMISSION**

Transmitted herewith is the Audit Report of Gaming Operations for Will Rogers Downs and Remington Park for the month of July 2014. The report is the result of our monitoring and data accumulation in accordance with the State Auditor and Inspector's contract with the Oklahoma Horse Racing Commission (OHRC) and Title 3A of the Oklahoma Statutes for Gaming.

The goal of the State Auditor and Inspector is to promote accountability and fiscal integrity in state and local government. Maintaining our independence as we provide this service to the taxpayers of Oklahoma is of utmost importance.

We wish to take this opportunity to express our appreciation for the assistance and cooperation extended to our Office during our engagement.

Sincerely,

A handwritten signature in blue ink that reads "Gary A. Jones". The signature is fluid and cursive, with the first name "Gary" being the most prominent.

GARY A. JONES, CPA, CFE  
OKLAHOMA STATE AUDITOR & INSPECTOR

**OKLAHOMA HORSE RACING COMMISSION  
Audit Report of Gaming Operations  
Will Rogers Downs and Remington Park  
For the Month of July 2014**

---

**TABLE OF CONTENTS**

	<u>PAGE</u>
STATE AUDITOR AND INSPECTOR LETTER .....	4
TOTAL GAMING REVENUE .....	5
COMPARISON OF PRIOR MONTH AND PRIOR YEAR MONTH.....	6
YEAR TO DATE GAMING TOTALS.....	7
WILL ROGERS DOWNS REVENUE.....	8
REMINGTON PARK REVENUE.....	9
PRIOR TWELVE MONTH GRAPH.....	10



# Oklahoma State Auditor & Inspector

2300 N. Lincoln Blvd. • State Capitol, Room 100 • Oklahoma City, OK 73105 • Phone: 405.521.3495 • Fax: 405.521.3426

**TO THE MEMBERS OF THE OKLAHOMA  
HORSE RACING COMMISSION**

We performed an audit in accordance with the OHRC Gaming Contract and Title 3A of the Oklahoma Statutes for Gaming. The information presented in this report is derived from gaming data obtained from the gaming vendors and licensees located at Will Rogers Downs and Remington Park for the month of July 2014.

Because our procedures do not constitute an audit conducted in accordance with generally accepted auditing standards, we do not express such an opinion on the information. This report relates only to this information and does not extend to any financial statements of the racetracks or racinos.

In planning and performing these procedures, we considered the internal control structure of the gaming departments; however, our procedures were substantially less in scope than the procedures we would have applied if we had been engaged to express an opinion on the internal controls. Accordingly, we do not express an opinion on their internal control structure.

Sincerely,

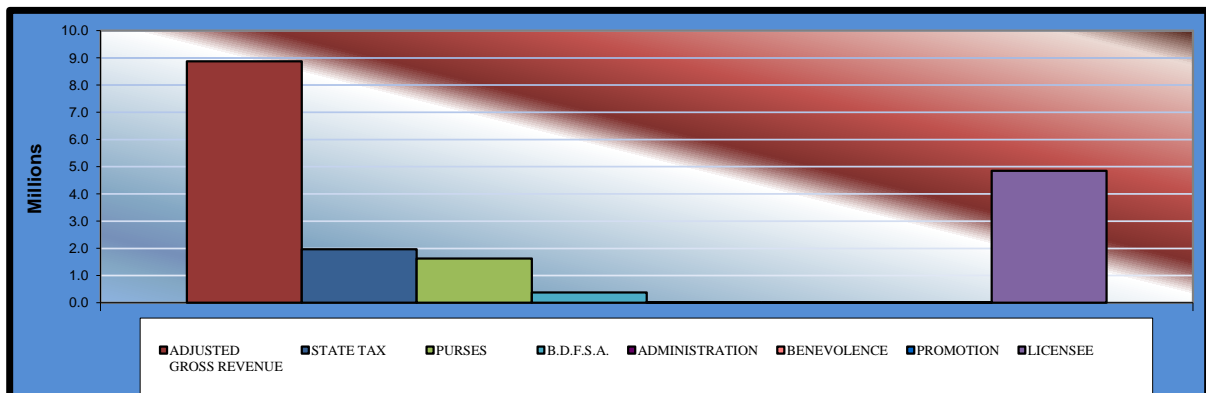
A handwritten signature in blue ink, appearing to read "Gary A. Jones".

GARY A. JONES, CPA, CFE  
OKLAHOMA STATE AUDITOR & INSPECTOR

August 13, 2014

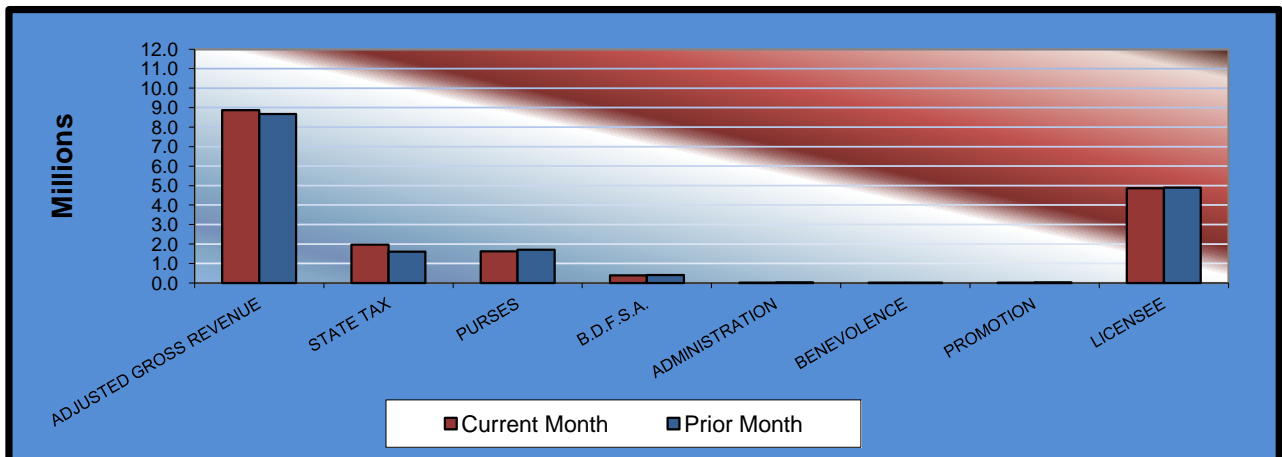
## Gaming at Oklahoma Horse Racing Tracks Will Rogers Downs and Remington Park Total Gaming Revenue July 2014

	<u>TOTAL</u>	<u>WILL ROGERS DOWNS</u>	<u>REMINGTON PARK</u>
Gaming Days This Month	62	31	31
Adjusted Gross Revenue	<u>\$8,878,372.30</u>	<u>\$1,292,954.91</u>	<u>\$7,585,417.39</u>
<b>State Tax</b>			
Higher Education Trust Fund	235,741.87	15,515.46	220,226.41
Education Reform	1,728,773.74	113,780.03	1,614,993.71
<b>Purse Fund</b>			
<u>Purses</u>			
Thoroughbred	813,807.18	140,608.85	673,198.33
Quarterhorse	718,972.76	128,729.83	590,242.93
Paint & Appaloosa	91,178.23	14,303.32	76,874.91
<u>Breeding Development Fund</u>			
<u>Special Account</u>			
Thoroughbred	190,698.63	16,970.03	173,728.60
Quarterhorse	185,082.49	13,091.17	171,991.32
Paint & Appaloosa	9,272.36	1,454.57	7,817.79
<u>Administration</u>			
Thoroughbred	10,302.62	1,616.19	8,686.43
Quarterhorse	9,272.36	1,454.57	7,817.79
Paint & Appaloosa	1,030.26	161.62	868.64
<u>Benevolence</u>			
Thoroughbred	5,151.32	808.10	4,343.22
Quarterhorse	4,636.18	727.29	3,908.89
Paint & Appaloosa	515.13	80.81	434.32
<u>Promotions</u>			
Thoroughbred	10,302.62	1,616.19	8,686.43
Quarterhorse	9,272.36	1,454.57	7,817.79
Paint & Appaloosa	1,030.26	161.62	868.64
<b>Licensee</b>	<b>\$4,853,331.93</b>	<b>\$840,420.69</b>	<b>\$4,012,911.24</b>



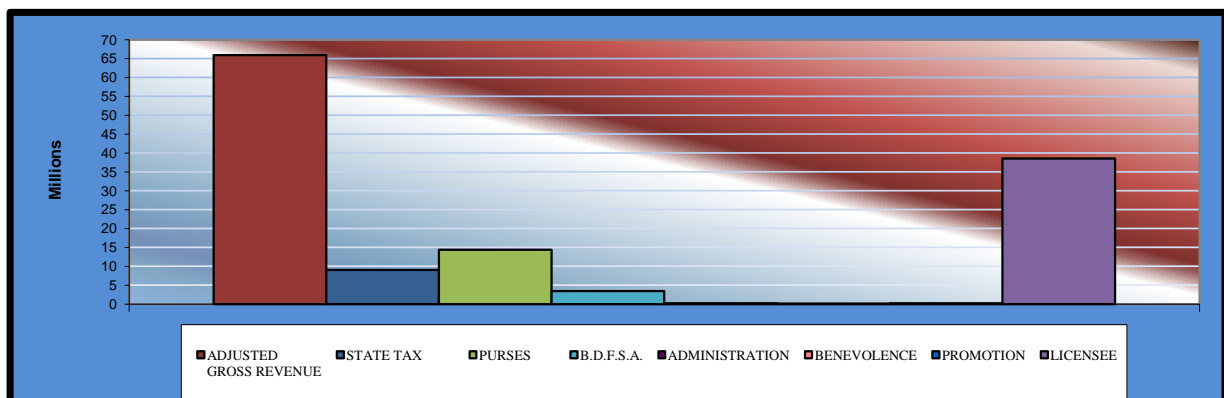
## Gaming at Oklahoma Horse Racing Tracks Will Rogers Downs and Remington Park Comparison of Prior Month and Prior Year Month July 2014

	<u>TOTAL</u>	<u>PRIOR MONTH</u>	<u>% CHANGE</u>	<u>PRIOR YEAR</u>	<u>% CHANGE</u>
Gaming Days	62	60	3.33%	62	0.00%
Adjusted Gross Revenue	\$8,878,372.30	\$8,671,021.45	2.39%	\$9,041,214.60	-1.80%
<b>State Tax</b>					
Higher Education Trust Fund	235,741.87	193,551.04	21.80%	233,544.20	0.94%
Education Reform	1,728,773.74	1,419,374.31	21.80%	1,712,657.46	0.94%
<b>Purse Fund</b>					
<u>Purses</u>					
Thoroughbred	813,807.18	854,407.08	-4.75%	886,171.40	-8.17%
Quarterhorse	718,972.76	754,231.93	-4.67%	768,825.64	-6.48%
Paint & Appaloosa	91,178.23	95,923.17	-4.95%	96,849.93	-5.86%
Breeding Development Fund					
<u>Special Account</u>					
Thoroughbred	190,698.63	202,373.66	-5.77%	180,819.33	5.46%
Quarterhorse	185,082.49	196,870.73	-5.99%	191,466.01	-3.33%
Paint & Appaloosa	9,272.36	9,754.90	-4.95%	9,849.15	-5.86%
<u>Administration</u>					
Thoroughbred	10,302.62	10,838.78	-4.95%	10,943.49	-5.86%
Quarterhorse	9,272.36	9,754.90	-4.95%	9,849.15	-5.86%
Paint & Appaloosa	1,030.26	1,083.88	-4.95%	1,094.35	-5.86%
<u>Benevolence</u>					
Thoroughbred	5,151.32	5,419.39	-4.95%	5,471.75	-5.86%
Quarterhorse	4,636.18	4,877.44	-4.95%	4,924.57	-5.86%
Paint & Appaloosa	515.13	541.94	-4.95%	547.18	-5.86%
<u>Promotions</u>					
Thoroughbred	10,302.62	10,838.78	-4.95%	10,943.49	-5.86%
Quarterhorse	9,272.36	9,754.90	-4.95%	9,849.15	-5.86%
Paint & Appaloosa	1,030.26	1,083.88	-4.95%	1,094.35	-5.86%
<b>Licensee</b>	\$4,853,331.93	\$4,890,340.74	-0.76%	\$4,906,314.00	-1.08%



## Gaming at Oklahoma Horse Racing Tracks Will Rogers Downs and Remington Park Year to Date Gaming Totals July 2014

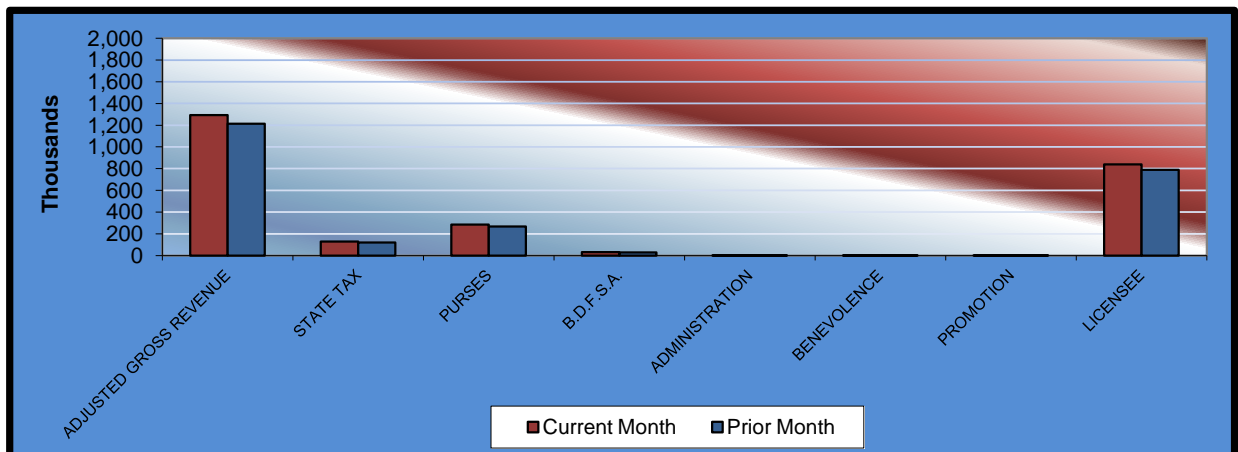
	<u>TOTAL</u>	<u>WILL ROGERS DOWNS</u>	<u>REMINGTON PARK</u>
Gaming Days This Year	424	212	212
Adjusted Gross Revenue	<u>\$65,923,387.59</u>	<u>\$9,560,654.66</u>	<u>\$56,362,732.93</u>
<b>State Tax</b>			
Higher Education Trust Fund	1,085,609.84	114,727.86	970,881.98
Education Reform	7,961,138.86	841,337.61	7,119,801.25
<b>Purse Fund</b>			
<u>Purses</u>			
Thoroughbred	7,213,221.97	1,039,721.20	6,173,500.77
Quarterhorse	6,364,648.85	951,882.68	5,412,766.17
Paint & Appaloosa	810,738.70	105,764.75	704,973.95
<u>Breeding Development Fund</u>			
<u>Special Account</u>			
Thoroughbred	1,718,645.08	125,483.59	1,593,161.49
Quarterhorse	1,674,031.50	96,801.63	1,577,229.87
Paint & Appaloosa	82,448.00	10,755.73	71,692.27
<u>Administration</u>			
Thoroughbred	91,608.89	11,950.82	79,658.07
Quarterhorse	82,448.00	10,755.73	71,692.27
Paint & Appaloosa	9,160.88	1,195.08	7,965.80
<u>Benevolence</u>			
Thoroughbred	45,804.50	5,975.45	39,829.05
Quarterhorse	41,223.98	5,377.83	35,846.15
Paint & Appaloosa	4,580.44	597.54	3,982.90
<u>Promotions</u>			
Thoroughbred	91,608.89	11,950.82	79,658.07
Quarterhorse	82,448.00	10,755.73	71,692.27
Paint & Appaloosa	9,160.88	1,195.08	7,965.80
<b>Licensee</b>	<b>\$38,554,860.33</b>	<b>\$6,214,425.53</b>	<b>\$32,340,434.80</b>





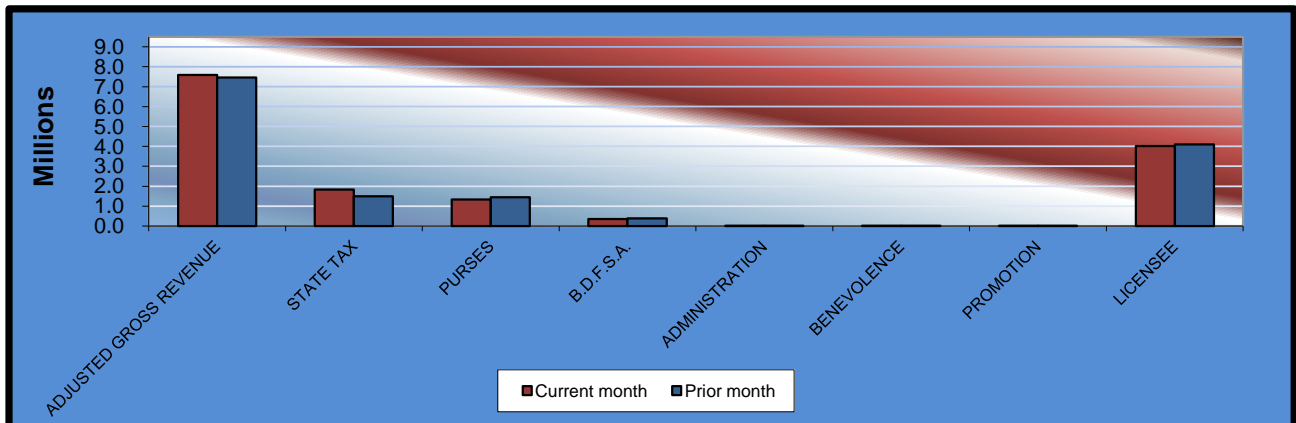
**Gaming at Oklahoma Horse Racing Tracks  
Will Rogers Downs and Remington Park  
Will Rogers Downs Revenue  
July 2014**

<u>Will Rogers Downs</u>	<u>CURRENT MONTH</u>	<u>PRIOR MONTH</u>	<u>% CHANGE</u>	<u>July 2013</u>	<u>% CHANGE</u>
Gaming Days	31	30	3.33%	31	0.00%
Adjusted Gross Revenue	1,292,954.91	\$1,212,789.41	6.61%	\$1,445,513.50	-10.55%
<b>State Tax</b>					
Higher Education Trust Fund	15,515.46	14,553.47	6.61%	17,346.16	-10.55%
Education Reform	113,780.03	106,725.47	6.61%	127,205.19	-10.55%
<b>Purse Fund</b>					
<u>Purses</u>					
Thoroughbred	140,608.85	131,890.85	6.61%	187,497.49	-25.01%
Quarterhorse	128,729.83	120,748.35	6.61%	171,657.19	-25.01%
Paint & Appaloosa	14,303.32	13,416.48	6.61%	19,073.03	-25.01%
Breeding Development Fund					
<u>Special Account</u>					
Thoroughbred	16,970.03	15,917.86	6.61%	22,629.01	-25.01%
Quarterhorse	13,091.17	12,279.49	6.61%	17,456.66	-25.01%
Paint & Appaloosa	1,454.57	1,364.39	6.61%	1,939.63	-25.01%
<u>Administration</u>					
Thoroughbred	1,616.19	1,515.99	6.61%	2,155.14	-25.01%
Quarterhorse	1,454.57	1,364.39	6.61%	1,939.63	-25.01%
Paint & Appaloosa	161.62	151.60	6.61%	215.51	-25.01%
<u>Benevolence</u>					
Thoroughbred	808.10	757.99	6.61%	1,077.57	-25.01%
Quarterhorse	727.29	682.18	6.61%	969.81	-25.01%
Paint & Appaloosa	80.81	75.80	6.61%	107.76	-25.01%
<u>Promotions</u>					
Thoroughbred	1,616.19	1,515.99	6.61%	2,155.14	-25.01%
Quarterhorse	1,454.57	1,364.39	6.61%	1,939.63	-25.01%
Paint & Appaloosa	161.62	151.60	6.61%	215.51	-25.01%
<b>Licensee</b>	840,420.69	\$788,313.12	6.61%	\$869,933.44	-3.39%

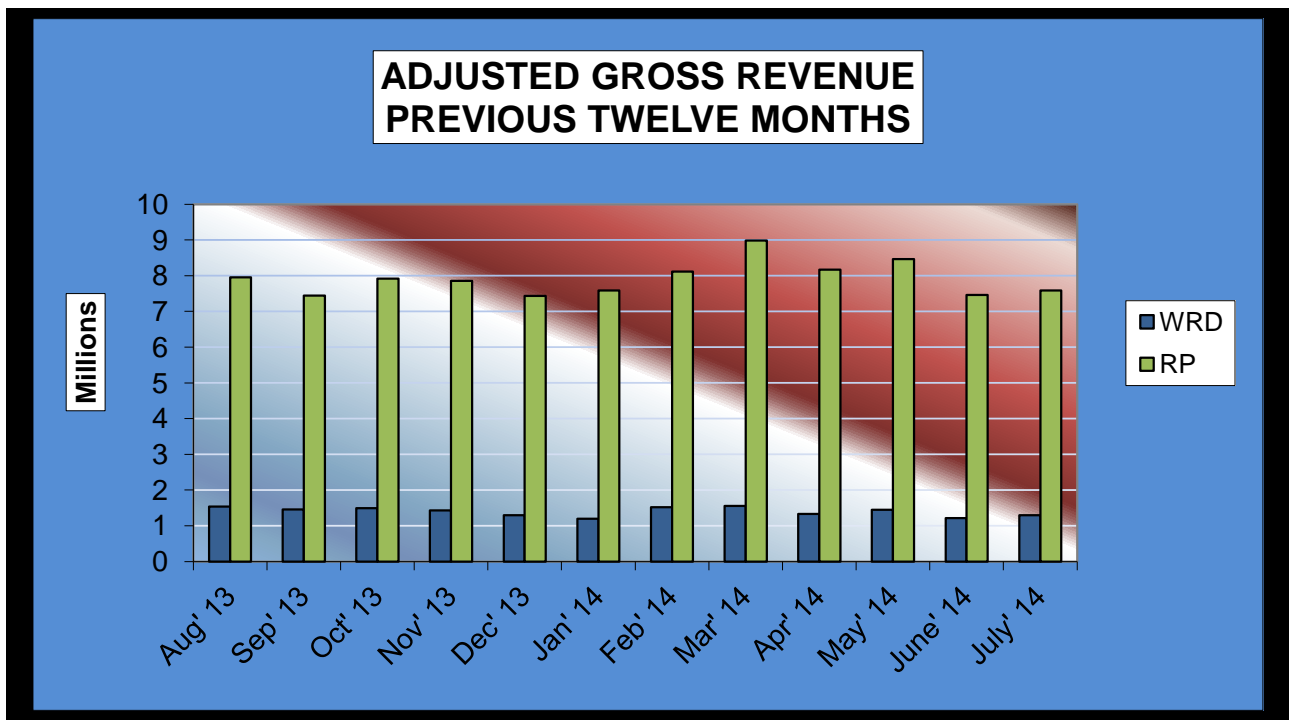


## Gaming at Oklahoma Horse Racing Tracks Will Rogers Downs and Remington Park Remington Park Revenue July 2014

<u>Remington Park</u>	<u>CURRENT MONTH</u>	<u>PRIOR MONTH</u>	<u>% CHANGE</u>	<u>July 2013</u>	<u>% CHANGE</u>
Gaming Days	31	30	3.33%	31	0.00%
Adjusted Gross Revenue	7,585,417.39	\$7,458,232.04	1.71%	\$7,595,701.10	-0.14%
<b>State Tax</b>					
Higher Education Trust Fund	220,226.41	178,997.57	23.03%	216,198.04	1.86%
Education Reform	1,614,993.71	1,312,648.84	23.03%	1,585,452.27	1.86%
<b>Purse Fund</b>					
<u>Purses</u>					
Thoroughbred	673,198.33	722,516.23	-6.83%	698,673.91	-3.65%
Quarterhorse	590,242.93	633,483.58	-6.83%	597,168.45	-1.16%
Paint & Appaloosa	76,874.91	82,506.69	-6.83%	77,776.90	-1.16%
Breeding Development Fund					
<u>Special Account</u>					
Thoroughbred	173,728.60	186,455.80	-6.83%	158,190.32	9.82%
Quarterhorse	171,991.32	184,591.24	-6.83%	174,009.35	-1.16%
Paint & Appaloosa	7,817.79	8,390.51	-6.83%	7,909.52	-1.16%
<u>Administration</u>					
Thoroughbred	8,686.43	9,322.79	-6.83%	8,788.35	-1.16%
Quarterhorse	7,817.79	8,390.51	-6.83%	7,909.52	-1.16%
Paint & Appaloosa	868.64	932.28	-6.83%	878.84	-1.16%
<u>Benevolence</u>					
Thoroughbred	4,343.22	4,661.40	-6.83%	4,394.18	-1.16%
Quarterhorse	3,908.89	4,195.26	-6.83%	3,954.76	-1.16%
Paint & Appaloosa	434.32	466.14	-6.83%	439.42	-1.16%
<u>Promotions</u>					
Thoroughbred	8,686.43	9,322.79	-6.83%	8,788.35	-1.16%
Quarterhorse	7,817.79	8,390.51	-6.83%	7,909.52	-1.16%
Paint & Appaloosa	868.64	932.28	-6.83%	878.84	-1.16%
<b>Licensee</b>	\$4,012,911.24	\$4,102,027.62	-2.17%	\$4,036,380.56	-0.58%



**Gaming at Oklahoma Horse Racing Tracks  
Will Rogers Downs and Remington Park  
Prior Twelve Month Graph  
July 2014**





**OFFICE OF THE STATE AUDITOR & INSPECTOR**  
2300 N. LINCOLN BOULEVARD, ROOM 100  
OKLAHOMA CITY, OK 73105-4896

[WWW.SAI.OK.GOV](http://WWW.SAI.OK.GOV)