



OKLAHOMA HORSE RACING COMMISSION
AUDIT REPORT OF GAMING OPERATIONS
WILL ROGERS DOWNS AND REMINGTON PARK

Contract Audit

June 2019

Cindy Byrd, CPA
State Auditor & Inspector

**OKLAHOMA HORSE RACING COMMISSION
AUDIT REPORT OF GAMING OPERATIONS
WILL ROGERS DOWNS AND REMINGTON PARK
JUNE 2019**

This publication, issued by the Oklahoma State Auditor and Inspector's Office as authorized by 74 O.S. § 212, has not been printed, but is available on the agency's website (www.sai.ok.gov) and in the Oklahoma Department of Libraries Publications Clearinghouse Digital Collection (<http://digitalprairie.ok.gov/cdm/search/collection/audits/>) pursuant to 65 O.S. § 3-114.



Cindy Byrd, CPA | State Auditor & Inspector

2300 N. Lincoln Blvd., Room 123, Oklahoma City, OK 73105 | 405.521.3495 | www.sai.ok.gov

July 10, 2019

**TO THE MEMBERS OF THE OKLAHOMA
HORSE RACING COMMISSION**

Transmitted herewith is the Audit Report of Gaming Operations for Will Rogers Downs and Remington Park for the month of June 2019. The report is the result of our monitoring and data accumulation in accordance with the State Auditor and Inspector's contract with the Oklahoma Horse Racing Commission (OHRC) and Title 3A of the Oklahoma Statutes for Gaming.

The goal of the State Auditor and Inspector is to promote accountability and fiscal integrity in state and local government. Maintaining our independence as we provide this service to the taxpayers of Oklahoma is of utmost importance.

We wish to take this opportunity to express our appreciation for the assistance and cooperation extended to our Office during our engagement.

Sincerely,

A handwritten signature in blue ink that reads "Cindy Byrd". The signature is fluid and cursive, with the first letters of the first and last names being capitalized and prominent.

CINDY BYRD, CPA
OKLAHOMA STATE AUDITOR & INSPECTOR



**OKLAHOMA HORSE RACING COMMISSION
Audit Report of Gaming Operations
Will Rogers Downs and Remington Park
For the Month of June 2019**

TABLE OF CONTENTS

	<u>PAGE</u>
STATE AUDITOR AND INSPECTOR LETTER	4
TOTAL GAMING REVENUE	5
COMPARISON OF PRIOR MONTH AND PRIOR YEAR	6
YEAR TO DATE GAMING TOTALS.....	7
WILL ROGERS DOWNS REVENUE.....	8
REMINGTON PARK REVENUE.....	9
PRIOR TWELVE MONTH GRAPH.....	10



Cindy Byrd, CPA | State Auditor & Inspector

2300 N. Lincoln Blvd., Room 123, Oklahoma City, OK 73105 | 405.521.3495 | www.sai.ok.gov

**TO THE MEMBERS OF THE OKLAHOMA
HORSE RACING COMMISSION**

We performed an audit in accordance with the OHRC Gaming Contract and Title 3A of the Oklahoma Statutes for Gaming. The information presented in this report is derived from gaming data obtained from the gaming vendors and licensees located at Will Rogers Downs and Remington Park for the month of June 2019.

Because our procedures do not constitute an audit conducted in accordance with generally accepted auditing standards, we do not express such an opinion on the information. This report relates only to this information and does not extend to any financial statements of the racetracks or racinos.

In planning and performing these procedures, we considered the internal control structure of the gaming departments; however, our procedures were substantially less in scope than the procedures we would have applied if we had been engaged to express an opinion on the internal controls. Accordingly, we do not express an opinion on their internal control structure.

Sincerely,

A handwritten signature in blue ink that reads "Cindy Byrd". The signature is fluid and cursive, with the first and last names clearly legible.

CINDY BYRD, CPA
OKLAHOMA STATE AUDITOR & INSPECTOR

July 10, 2019



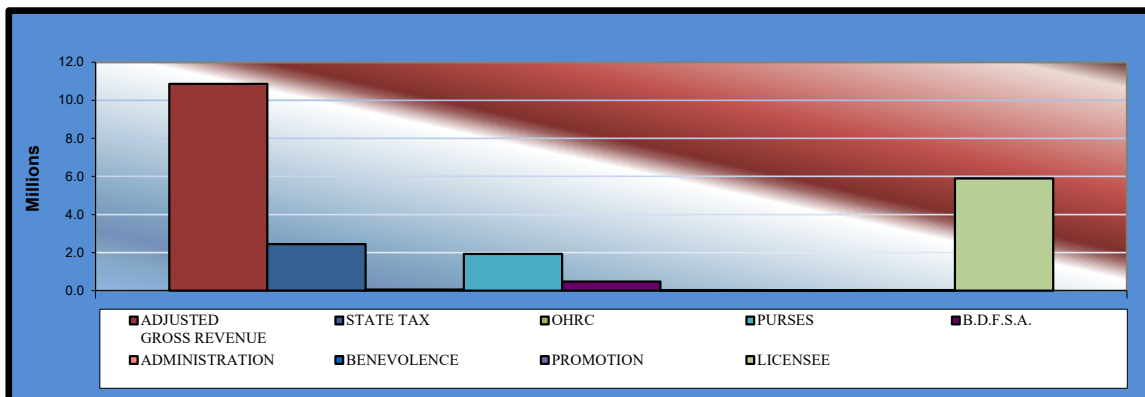
Gaming at Oklahoma Horse Racing Tracks

Will Rogers Downs and Remington Park

Total Gaming Revenue

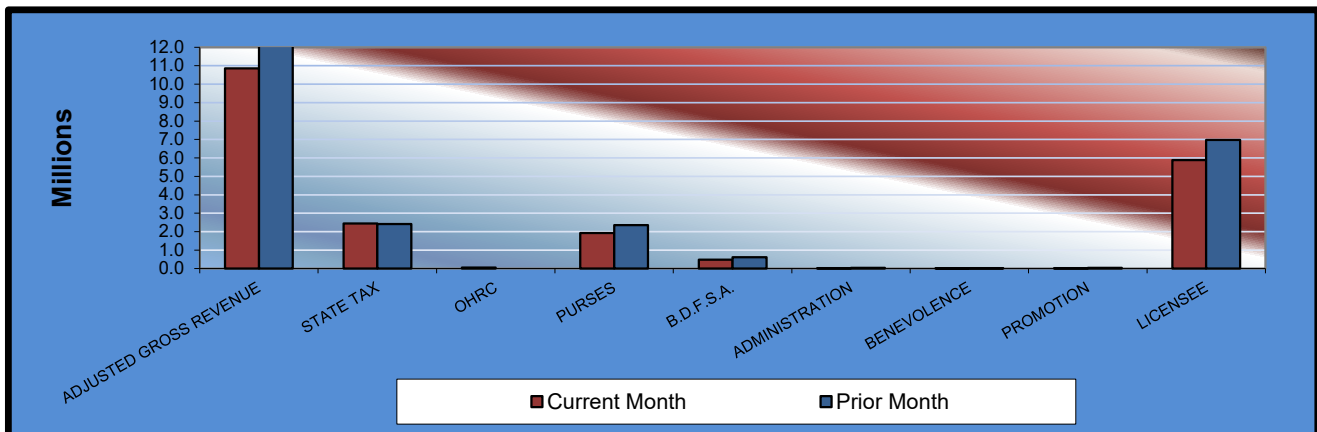
June 2019

	<u>TOTAL</u> 60	<u>WILL ROGERS DOWNS</u> 30	<u>REMINGTON PARK</u> 30
Gaming Days This Month			
Adjusted Gross Revenue	<u>\$10,859,520.93</u>	<u>\$1,786,720.09</u>	<u>\$9,072,800.84</u>
State Tax			
General Revenue Fund	293,624.67	21,440.64	272,184.03
Education Reform	2,153,247.55	157,231.37	1,996,016.18
Oklahoma Horse Racing Commission	54,297.60	8,933.60	45,364.00
Purse Fund			
<u>Purses</u>			
Thoroughbred	1,009,185.60	196,659.58	812,526.02
Quarterhorse	820,477.26	180,045.26	640,432.00
Paint & Appaloosa	98,229.60	20,005.05	78,224.55
Breeding Development Fund			
<u>Special Account</u>			
Thoroughbred	195,324.13	23,734.78	171,589.35
Quarterhorse	263,581.52	18,309.69	245,271.83
Paint & Appaloosa	22,221.39	2,034.41	20,186.98
<u>Administration</u>			
Thoroughbred	12,353.95	2,260.46	10,093.49
Quarterhorse	11,118.55	2,034.41	9,084.14
Paint & Appaloosa	1,235.40	226.05	1,009.35
<u>Benevolence</u>			
Thoroughbred	6,176.98	1,130.23	5,046.75
Quarterhorse	5,559.27	1,017.20	4,542.07
Paint & Appaloosa	617.70	113.02	504.68
<u>Promotions</u>			
Thoroughbred	12,353.95	2,260.46	10,093.49
Quarterhorse	11,118.55	2,034.41	9,084.14
Paint & Appaloosa	1,235.40	226.05	1,009.35
Licensee	\$5,887,561.86	\$1,147,023.42	\$4,740,538.44



**Gaming at Oklahoma Horse Racing Tracks
Will Rogers Downs and Remington Park
Comparison of Prior Month and Prior Year
June 2019**

	<u>TOTAL</u>	<u>PRIOR</u>	<u>%</u>	<u>June</u>	<u>%</u>
	60	MONTH	CHANGE	2018	CHANGE
Gaming Days	60	62	-3.23%	60	0.00%
Adjusted Gross Revenue	\$10,859,520.93	\$12,484,009.50	-13.01%	\$11,249,295.02	-3.46%
State Tax					
General Revenue Fund	293,624.67	289,134.54	1.55%	308,775.20	-4.91%
Education Reform	2,153,247.55	2,120,319.95	1.55%	2,264,351.53	-4.91%
Oklahoma Horse Racing Commission	54,297.60	62,420.04	-13.01%	56,246.47	-3.46%
Purse Fund					
<u>Purses</u>					
Thoroughbred	1,009,185.60	1,239,423.08	-18.58%	1,015,625.85	-0.63%
Quarterhorse	820,477.26	1,001,642.66	-18.09%	849,239.24	-3.39%
Paint & Appaloosa	98,229.60	120,382.11	-18.40%	107,248.93	-8.41%
Breeding Development Fund					
<u>Special Account</u>					
Thoroughbred	195,324.13	244,164.32	-20.00%	236,927.98	-17.56%
Quarterhorse	263,581.52	333,586.05	-20.99%	278,059.26	-5.21%
Paint & Appaloosa	22,221.39	27,976.60	-20.57%	18,006.54	23.41%
<u>Administration</u>					
Thoroughbred	12,353.95	15,216.30	-18.81%	12,846.71	-3.84%
Quarterhorse	11,118.55	13,694.65	-18.81%	11,562.07	-3.84%
Paint & Appaloosa	1,235.40	1,521.64	-18.81%	1,284.64	-3.83%
<u>Benevolence</u>					
Thoroughbred	6,176.98	7,608.10	-18.81%	6,423.35	-3.84%
Quarterhorse	5,559.27	6,847.35	-18.81%	5,781.01	-3.84%
Paint & Appaloosa	617.70	760.82	-18.81%	642.34	-3.84%
<u>Promotions</u>					
Thoroughbred	12,353.95	15,216.30	-18.81%	12,846.71	-3.84%
Quarterhorse	11,118.55	13,694.65	-18.81%	11,562.07	-3.84%
Paint & Appaloosa	1,235.40	1,521.64	-18.81%	1,284.64	-3.83%
Licensee	\$5,887,561.86	\$6,968,878.70	-15.52%	\$6,050,580.48	-2.69%



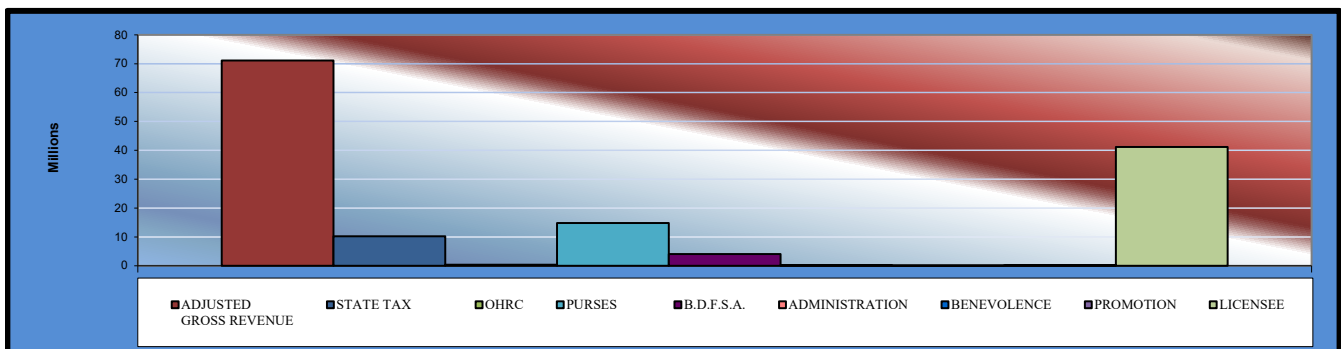
Gaming at Oklahoma Horse Racing Tracks

Will Rogers Downs and Remington Park

Year to Date Gaming Totals Comparison

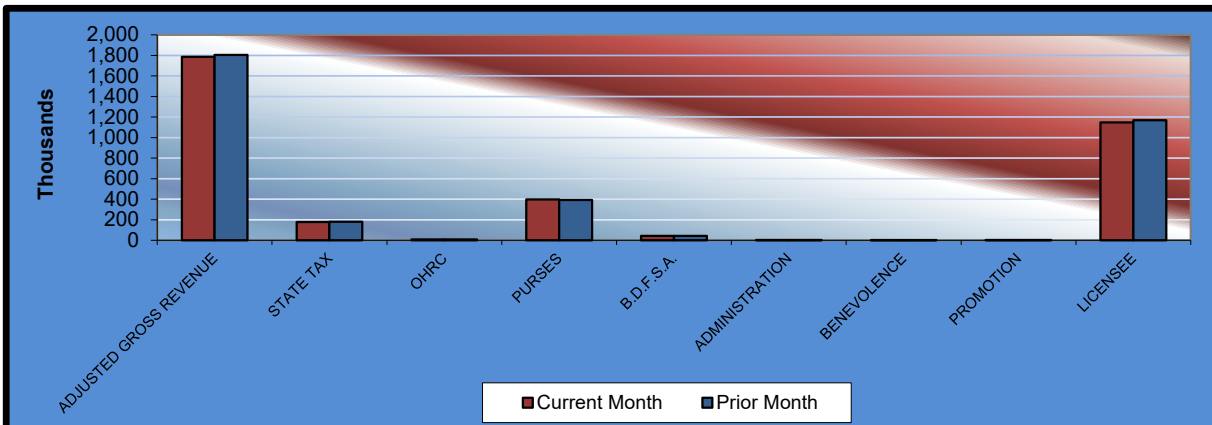
June 2019

	WILL ROGERS DOWNS	REMINGTON PARK	2019 TOTAL	2018 TOTAL	% CHANGE
Gaming Days This Year	181	181	362	362	0.00%
Adjusted Gross Revenue	<u>\$10,197,556.71</u>	<u>\$60,934,244.00</u>	<u>\$71,131,800.71</u>	<u>\$71,029,742.19</u>	0.14%
State Tax					
General Revenue Fund	122,370.71	1,108,027.33	1,230,398.04	1,221,349.75	0.74%
Education Reform	897,385.01	8,125,533.68	9,022,918.69	8,956,564.77	0.74%
Oklahoma Horse Racing Commission	50,987.79	304,671.20	355,658.99	355,148.73	0.14%
Purse Fund					
<u>Purses</u>					
Thoroughbred	1,102,191.19	6,626,620.97	7,728,812.16	7,620,806.69	1.42%
Quarterhorse	1,009,075.29	5,332,296.54	6,341,371.83	6,350,095.40	-0.14%
Paint & Appaloosa	112,119.46	651,304.94	763,424.40	805,833.21	-5.26%
Breeding Development Fund					
<u>Special Account</u>					
Thoroughbred	133,023.08	1,567,215.33	1,700,238.41	1,809,333.76	-6.03%
Quarterhorse	102,617.80	2,042,156.12	2,144,773.92	2,137,031.20	0.36%
Paint & Appaloosa	11,401.89	168,078.69	179,480.58	137,180.95	30.83%
<u>Administration</u>					
Thoroughbred	12,668.89	84,039.35	96,708.24	96,719.40	-0.01%
Quarterhorse	11,401.98	75,635.41	87,037.39	87,047.45	-0.01%
Paint & Appaloosa	1,266.90	8,403.92	9,670.82	9,671.93	-0.01%
<u>Benevolence</u>					
Thoroughbred	6,334.39	42,019.66	48,354.05	48,359.68	-0.01%
Quarterhorse	5,700.99	37,817.71	43,518.70	43,523.73	-0.01%
Paint & Appaloosa	633.44	4,201.98	4,835.42	4,835.97	-0.01%
<u>Promotions</u>					
Thoroughbred	12,668.89	84,039.35	96,708.24	96,719.39	-0.01%
Quarterhorse	11,401.98	75,635.41	87,037.39	87,047.45	-0.01%
Paint & Appaloosa	1,266.90	8,403.92	9,670.82	9,671.93	-0.01%
Licensee	\$6,593,040.13	\$34,588,142.49	\$41,181,182.62	\$41,152,800.80	0.07%



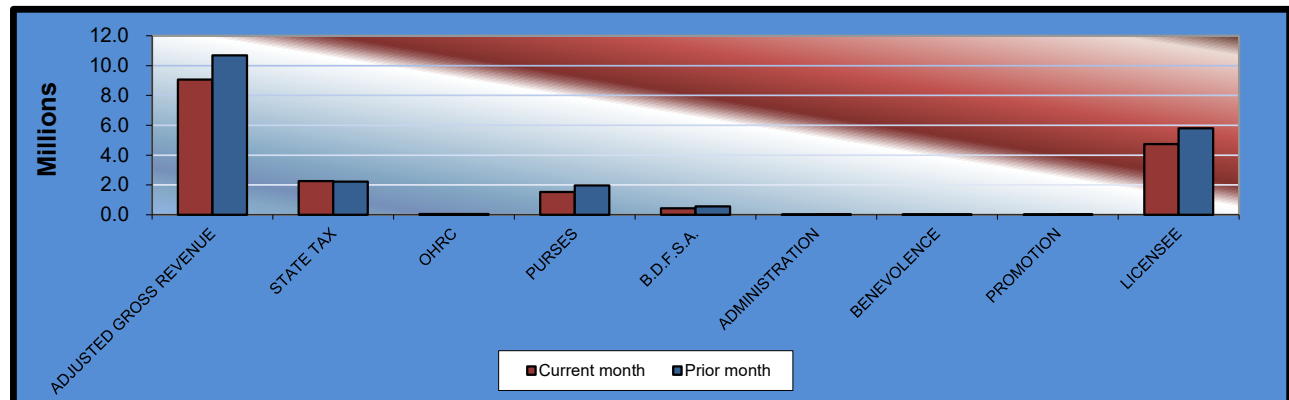
Gaming at Oklahoma Horse Racing Tracks
Will Rogers Downs and Remington Park
Will Rogers Downs Revenue
June 2019

<u>Will Rogers Downs</u>	<u>CURRENT MONTH</u>	<u>PRIOR MONTH</u>	<u>% CHANGE</u>	<u>June 2018</u>	<u>% CHANGE</u>
Gaming Days	30	31	-3.23%	30	0.00%
Adjusted Gross Revenue	\$1,786,720.09	\$1,804,195.73	-0.97%	\$1,594,646.72	12.04%
State Tax					
General Revenue Fund	21,440.64	21,650.36	-0.97%	19,135.76	12.04%
Education Reform	157,231.37	158,769.23	-0.97%	140,328.91	12.04%
Oklahoma Horse Racing Commission	8,933.60	9,020.98	-0.97%	7,973.23	12.04%
Purse Fund					
<u>Purses</u>					
Thoroughbred	196,659.58	194,244.15	1.24%	183,214.14	7.34%
Quarterhorse	180,045.26	177,833.93	1.24%	167,735.72	7.34%
Paint & Appaloosa	20,005.05	19,759.29	1.24%	18,637.36	7.34%
Breeding Development Fund					
<u>Special Account</u>					
Thoroughbred	23,734.78	23,443.30	1.24%	22,112.06	7.34%
Quarterhorse	18,309.69	18,084.83	1.24%	17,057.91	7.34%
Paint & Appaloosa	2,034.41	2,009.42	1.24%	1,895.35	7.34%
<u>Administration</u>					
Thoroughbred	2,260.46	2,232.71	1.24%	2,105.91	7.34%
Quarterhorse	2,034.41	2,009.42	1.24%	1,895.35	7.34%
Paint & Appaloosa	226.05	223.28	1.24%	210.56	7.36%
<u>Benevolence</u>					
Thoroughbred	1,130.23	1,116.31	1.25%	1,052.95	7.34%
Quarterhorse	1,017.20	1,004.73	1.24%	947.65	7.34%
Paint & Appaloosa	113.02	111.64	1.24%	105.30	7.33%
<u>Promotions</u>					
Thoroughbred	2,260.46	2,232.71	1.24%	2,105.91	7.34%
Quarterhorse	2,034.41	2,009.42	1.24%	1,895.35	7.34%
Paint & Appaloosa	226.05	223.28	1.24%	210.56	7.36%
Licensee	\$1,147,023.42	\$1,168,216.74	-1.81%	\$1,006,026.74	14.02%

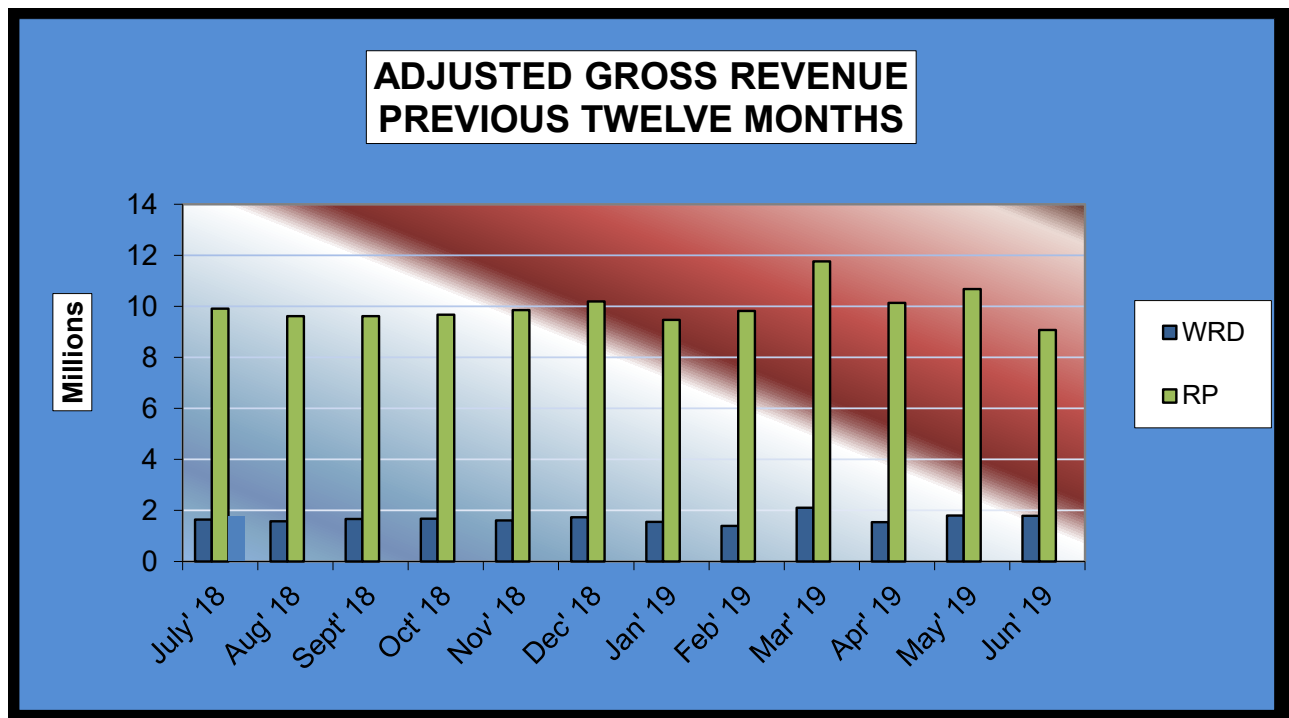


Gaming at Oklahoma Horse Racing Tracks
Will Rogers Downs and Remington Park
Remington Park Revenue
June 2019

Remington Park	CURRENT MONTH	PRIOR MONTH	% CHANGE	June 2018	% CHANGE
Gaming Days	30	31	-3.23%	30	0.00%
Adjusted Gross Revenue	\$ 9,072,800.84	\$10,679,813.77	-15.05%	\$9,654,648.30	-6.03%
State Tax					
General Revenue Fund	272,184.03	267,484.18	1.76%	289,639.44	-6.03%
Education Reform	1,996,016.18	1,961,550.72	1.76%	2,124,022.62	-6.03%
Oklahoma Horse Racing Commission	45,364.00	53,399.06	-15.05%	48,273.24	-6.03%
Purse Fund					
<u>Purses</u>					
Thoroughbred	812,526.02	1,045,178.93	-22.26%	832,411.71	-2.39%
Quarterhorse	640,432.00	823,808.73	-22.26%	681,503.52	-6.03%
Paint & Appaloosa	78,224.55	100,622.82	-22.26%	88,611.57	-11.72%
Breeding Development Fund					
<u>Special Account</u>					
Thoroughbred	171,589.35	220,721.02	-22.26%	214,815.92	-20.12%
Quarterhorse	245,271.83	315,501.22	-22.26%	261,001.35	-6.03%
Paint & Appaloosa	20,186.98	25,967.18	-22.26%	16,111.19	25.30%
<u>Administration</u>					
Thoroughbred	10,093.49	12,983.59	-22.26%	10,740.80	-6.03%
Quarterhorse	9,084.14	11,685.23	-22.26%	9,666.72	-6.03%
Paint & Appaloosa	1,009.35	1,298.36	-22.26%	1,074.08	-6.03%
<u>Benevolence</u>					
Thoroughbred	5,046.75	6,491.79	-22.26%	5,370.40	-6.03%
Quarterhorse	4,542.07	5,842.62	-22.26%	4,833.36	-6.03%
Paint & Appaloosa	504.68	649.18	-22.26%	537.04	-6.02%
<u>Promotions</u>					
Thoroughbred	10,093.49	12,983.59	-22.26%	10,740.80	-6.03%
Quarterhorse	9,084.14	11,685.23	-22.26%	9,666.72	-6.03%
Paint & Appaloosa	1,009.35	1,298.36	-22.26%	1,074.08	-6.03%
Licensee	\$4,740,538.44	\$5,800,661.96	-18.28%	\$5,044,553.74	-6.03%



**Gaming at Oklahoma Horse Racing Tracks
Will Rogers Downs and Remington Park
Prior Twelve Month Graph
June 2019**





Cindy Byrd, CPA | State Auditor & Inspector

2300 N. Lincoln Blvd., Room 123, Oklahoma City, OK 73105 | 405.521.3495 | www.sai.ok.gov