

STATISTICAL AUDIT

**OKLAHOMA HORSE RACING COMMISSION
STATISTICAL REPORT OF GAMING
OPERATIONS - WILL ROGERS DOWNS AND
REMINGTON PARK**

June 2011 (AMENDED)



*Independently serving the citizens of
Oklahoma by promoting the
accountability and fiscal integrity of
governmental funds.*



Oklahoma State
Auditor & Inspector
Gary A. Jones, CPA, CFE

**OKLAHOMA HORSE RACING COMMISSION
STATISTICAL REPORT OF GAMING OPERATIONS
WILL ROGERS DOWNS AND REMINGTON PARK
JUNE 2011 (AMENDED)**

This publication, issued by the Oklahoma State Auditor and Inspector's Office as authorized by 74 O.S. § 212, has not been printed, but is available on the agency's website (www.sai.ok.gov) and in the Oklahoma Department of Libraries Publications Clearinghouse Digital Collection, pursuant to 74 O.S. § 3105.B.



Oklahoma State Auditor & Inspector

2300 N. Lincoln Blvd. • State Capitol, Room 100 • Oklahoma City, OK 73105 • Phone: 405.521.3495 • Fax: 405.521.3426

October 10, 2011

**TO THE MEMBERS OF THE OKLAHOMA
HORSE RACING COMMISSION**

Transmitted herewith is the Statistical Report of Gaming Operations for Will Rogers Downs and Remington Park for the month of June 2011 **(Amended)**. The report is the result of our monitoring and data accumulation in accordance with the State Auditor and Inspector's contract with the Oklahoma Horse Racing Commission.

The goal of the State Auditor and Inspector is to promote accountability and fiscal integrity in state and local government. Maintaining our independence as we provide this service to the taxpayers of Oklahoma is of utmost importance.

We wish to take this opportunity to express our appreciation for the assistance and cooperation extended to our Office during our engagement.

Sincerely,

A handwritten signature in blue ink that reads "Gary A. Jones".

GARY A. JONES, CPA, CFE
OKLAHOMA STATE AUDITOR & INSPECTOR

**OKLAHOMA HORSE RACING COMMISSION
STATISTICAL REPORT OF GAMING OPERATIONS
WILL ROGERS DOWNS AND REMINGTON PARK
FOR THE MONTH OF JUNE 2011 (AMENDED)**

TABLE OF CONTENTS

	<u>PAGE</u>
STATE AUDITOR AND INSPECTOR LETTER	4
SUBSEQUENT EVENT NOTE	5
STATISTICAL REPORT OF GAMING OPERATIONS (AMENDED)	6



Oklahoma State Auditor & Inspector

2300 N. Lincoln Blvd. • State Capitol, Room 100 • Oklahoma City, OK 73105 • Phone: 405.521.3495 • Fax: 405.521.3426

TO THE MEMBERS OF THE OKLAHOMA HORSE RACING COMMISSION

We compiled the information presented in this report from the statistical data obtained from the gaming vendors and licensees located at Will Rogers Downs and Remington Park for the month of June 2011 as (Amended).

We were not engaged to perform an audit in accordance with generally accepted auditing standards, the objective of which would be the expression of an opinion on specified elements or accounts. Accordingly, we do not express such an opinion. This report relates only to the procedures specified above and does not extend to any financial statements of the racetracks or racinos taken as a whole.

In planning and performing these procedures, we considered the internal control structure of the gaming departments; however, our procedures were substantially less in scope than the procedures we would have applied if we had been engaged to express an opinion on the internal controls. Accordingly, we do not express an opinion on their internal control structure.

Sincerely,

A handwritten signature in blue ink that reads "Gary A. Jones". The signature is fluid and cursive, with a long horizontal stroke at the end.

GARY A. JONES, CPA, CFE
OKLAHOMA STATE AUDITOR & INSPECTOR

October 10, 2011

SUBSEQUENT EVENT NOTE TO THE AUDIT REPORT

THE OKLAHOMA STATE AUDITOR AND INSPECTOR OFFICE AMENDED RECEIPTS DUE TO THE NOTE BELOW:

Oklahoma State Law in Title 3A, SS 262 E. and F. provides that total receipts less monetary payouts will equal adjusted gross receipts. Adjusted gross receipts are the basis on which distributions are made to the state as well as other groups such as horse owners, trainers, and breeders. We find no statutory provisions for reducing total receipts.

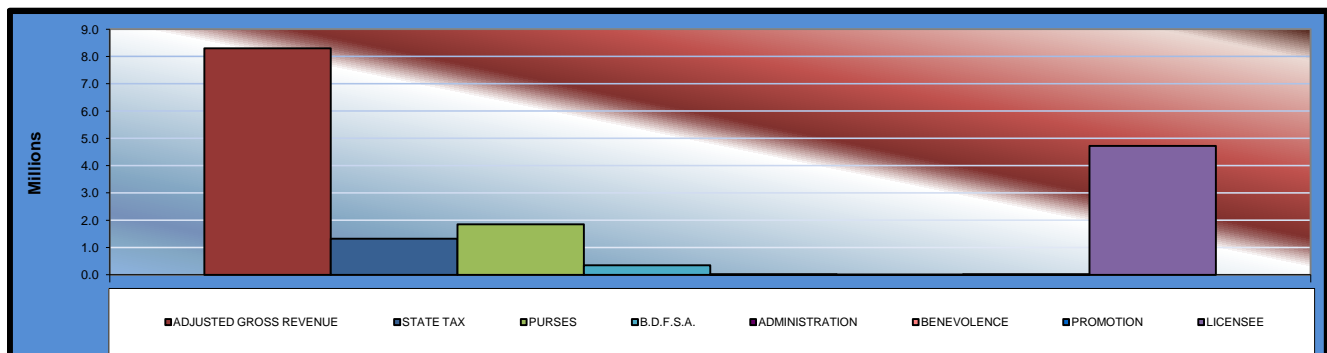
Global Gaming Solutions LLC, the owner of Remington Park is currently excluding promotion expense items such as Free Play Credits from total receipts. This results in an understatement of adjusted gross receipts. As state law has no provision for any reduction in total receipts, we believe Global Gaming Solutions LLC is underpaying the state and the other affected parties. Such an underpayment to the state will have an adverse effect on the Higher Education and Common Education systems of the state, who receive the benefit. We believe that any promotion expenses or items that Global Gaming Solutions LLC desires to utilize is an expense of Global Gaming Solutions LLC and that the state and other parties interests should not be affected by such. Such a use of the state's share of adjusted gross receipts would appear to be a violation of Article X Section 15 of the state's constitution, which would prohibit the giving away of any monies properly belonging to the state.

We have found no other authorization for such a reduction of total receipts. Therefore we will refer this matter to the Attorney General for further resolution.

As the law does allow the Oklahoma Horse Racing Commission to issue rules to regulate and enforce these provisions of the law, we also recommend that the Oklahoma Horse Racing Commission review this matter and issue appropriate rules where necessary to prevent this and any other attempts to reduce the total receipts calculation or any other unauthorized attempts to reduce the adjusted gross receipts.

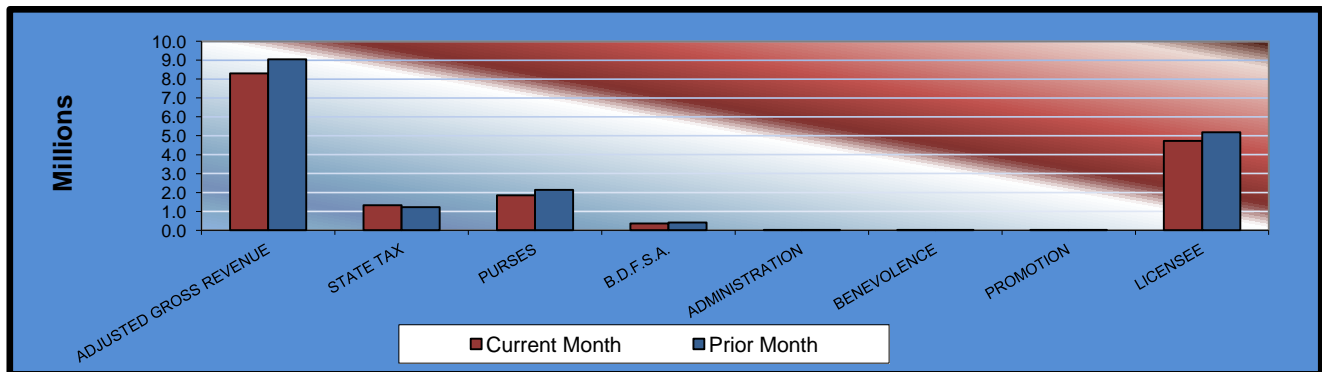
**OKLAHOMA STATE AUDITOR & INSPECTOR
GAMING AT OKLAHOMA HORSE RACING TRACKS
JUNE 2011 (AMENDED)**

	<u>TOTAL</u>	<u>WILL ROGERS DOWNS</u>	<u>REMINGTON PARK</u>	<u>Original Report</u> (see note on page 5)
Gaming Days This Month	60	30	30	
Opening Date		12/09/05	11/21/05	
Adjusted Gross Revenue	<u>\$8,296,627.98</u>	<u>\$1,671,652.17</u>	<u>\$6,624,975.81</u>	<u>\$7,899,295.98</u>
State Tax				
Higher Education Trust Fund	157,994.38	20,059.83	137,934.55	145,762.41
Education Reform	1,158,625.40	147,105.39	1,011,520.01	1,068,924.32
Purse Fund				
<u>Purses</u>				
Thoroughbred	941,416.83	185,805.70	755,611.13	909,709.46
Quarterhorse	808,943.18	170,108.32	638,834.86	782,136.04
Paint & Appaloosa	99,957.39	18,900.92	81,056.47	96,556.05
<u>Breeding Development Fund</u>				
<u>Special Account</u>				
Thoroughbred	159,808.67	22,424.83	137,383.84	154,043.70
Quarterhorse	182,159.76	17,299.15	164,860.61	175,241.79
Paint & Appaloosa	10,165.15	1,922.12	8,243.03	9,819.25
<u>Administration</u>				
Thoroughbred	11,294.61	2,135.69	9,158.92	10,910.28
Quarterhorse	10,165.15	1,922.12	8,243.03	9,819.25
Paint & Appaloosa	1,129.46	213.57	915.89	1,091.03
<u>Benevolence</u>				
Thoroughbred	5,647.31	1,067.85	4,579.46	5,455.14
Quarterhorse	5,082.59	961.07	4,121.52	4,909.64
Paint & Appaloosa	564.74	106.79	457.95	545.52
<u>Promotions</u>				
Thoroughbred	11,294.61	2,135.69	9,158.92	10,910.28
Quarterhorse	10,165.15	1,922.12	8,243.03	9,819.25
Paint & Appaloosa	1,129.46	213.57	915.89	1,091.03
Licensee	\$4,721,084.14	\$1,077,347.44	\$3,643,736.70	\$4,502,551.54



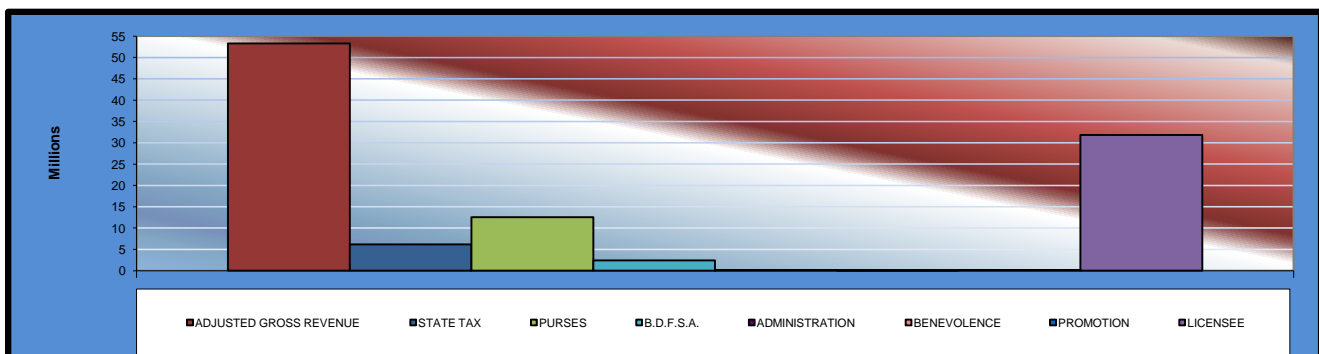
**OKLAHOMA STATE AUDITOR & INSPECTOR
GAMING AT OKLAHOMA HORSE RACING TRACKS
JUNE 2011 (AMENDED)**

	<u>TOTAL</u>	<u>PRIOR MONTH</u>	<u>% CHANGE</u>	<u>PRIOR YEAR</u>	<u>% CHANGE</u>	<u>Original Report</u> (see note on page 5)
Gaming Days	60	62	-3.23%	60	0.00%	
Opening Date						
Adjusted Gross Revenue	\$8,296,627.98	\$9,043,574.19	-8.26%	\$7,663,587.29	8.26%	\$7,899,295.98
State Tax						
Higher Education Trust Fund	157,994.38	147,458.02	7.15%	129,307.57	22.18%	145,762.41
Education Reform	1,158,625.40	1,081,358.80	7.15%	948,255.54	22.18%	1,068,924.32
Purse Fund						
<u>Purses</u>						
Thoroughbred	941,416.83	1,092,107.43	-13.80%	954,784.82	-1.40%	909,709.46
Quarterhorse	808,943.18	937,059.68	-13.67%	836,527.95	-3.30%	782,136.04
Paint & Appaloosa	99,957.39	116,065.79	-13.88%	98,549.22	1.43%	96,556.05
<u>Breeding Development Fund</u>						
<u>Special Account</u>						
Thoroughbred	159,808.67	186,583.63	-14.35%	130,927.01	22.06%	154,043.70
Quarterhorse	182,159.76	213,762.27	-14.78%	140,612.71	29.55%	175,241.79
Paint & Appaloosa	10,165.15	11,803.31	-13.88%	10,021.96	1.43%	9,819.25
<u>Administration</u>						
Thoroughbred	11,294.61	13,114.78	-13.88%	11,135.50	1.43%	10,910.28
Quarterhorse	10,165.15	11,803.31	-13.88%	10,021.96	1.43%	9,819.25
Paint & Appaloosa	1,129.46	1,311.47	-13.88%	1,113.55	1.43%	1,091.03
<u>Benevolence</u>						
Thoroughbred	5,647.31	6,557.39	-13.88%	5,567.76	1.43%	5,455.14
Quarterhorse	5,082.59	5,901.65	-13.88%	5,010.98	1.43%	4,909.64
Paint & Appaloosa	564.74	655.73	-13.88%	556.78	1.43%	545.52
<u>Promotions</u>						
Thoroughbred	11,294.61	13,114.78	-13.88%	11,135.50	1.43%	10,910.28
Quarterhorse	10,165.15	11,803.31	-13.88%	10,021.96	1.43%	9,819.25
Paint & Appaloosa	1,129.46	1,311.47	-13.88%	1,113.55	1.43%	1,091.03
Licensee	\$4,721,084.14	\$5,191,801.37	-9.07%	\$4,358,922.97	8.31%	\$4,502,551.54



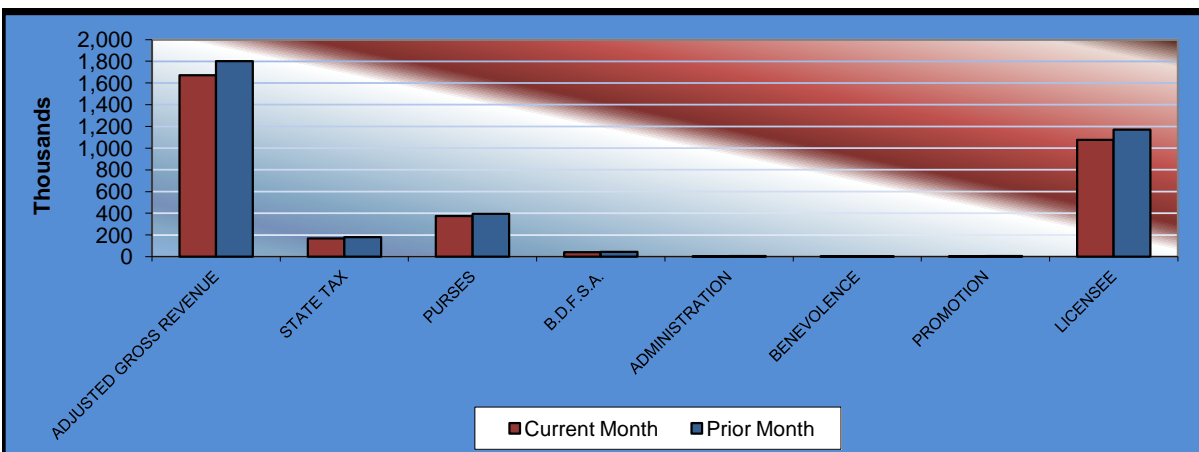
**OKLAHOMA STATE AUDITOR & INSPECTOR
GAMING AT OKLAHOMA HORSE RACING TRACKS
JUNE 2011 (AMENDED)**

	<u>TOTAL</u>	<u>WILL ROGERS DOWNS</u>	<u>REMINGTON PARK</u>	<u>Original Report</u> (see note on page 5)
Gaming Days This Year	331	180	151	
Opening Date		12/09/05	11/21/05	
Adjusted Gross Revenue	<u>\$53,301,143.24</u>	<u>\$10,186,979.50</u>	<u>\$43,114,163.74</u>	<u>\$52,454,478.24</u>
State Tax				
Higher Education Trust Fund	736,983.70	122,243.76	614,739.94	716,663.73
Education Reform	5,404,547.02	896,454.20	4,508,092.82	5,255,533.98
Purse Fund				
<u>Purses</u>				
Thoroughbred	6,383,048.95	1,111,900.81	5,271,148.14	6,295,736.62
Quarterhorse	5,474,480.52	1,017,964.37	4,456,516.15	5,400,661.91
Paint & Appaloosa	678,557.59	113,107.15	565,450.44	669,191.36
Breeding Development Fund				
<u>Special Account</u>				
Thoroughbred	1,092,585.49	134,194.94	958,390.55	1,076,710.52
Quarterhorse	1,253,590.47	103,521.80	1,150,068.67	1,234,540.51
Paint & Appaloosa	69,005.87	11,502.42	57,503.45	68,053.37
<u>Administration</u>				
Thoroughbred	76,673.16	12,780.47	63,892.69	75,614.83
Quarterhorse	69,005.87	11,502.42	57,503.45	68,053.37
Paint & Appaloosa	7,667.32	1,278.05	6,389.27	7,561.50
<u>Benevolence</u>				
Thoroughbred	38,336.59	6,390.23	31,946.36	37,807.42
Quarterhorse	34,502.93	5,751.22	28,751.71	34,026.68
Paint & Appaloosa	3,833.65	639.02	3,194.63	3,780.73
<u>Promotions</u>				
Thoroughbred	76,673.16	12,780.47	63,892.69	75,614.83
Quarterhorse	69,005.87	11,502.42	57,503.45	68,053.37
Paint & Appaloosa	7,667.32	1,278.05	6,389.27	7,561.50
Licensee	<u>\$31,824,977.76</u>	<u>\$6,612,187.70</u>	<u>\$25,212,790.06</u>	<u>\$31,359,312.01</u>



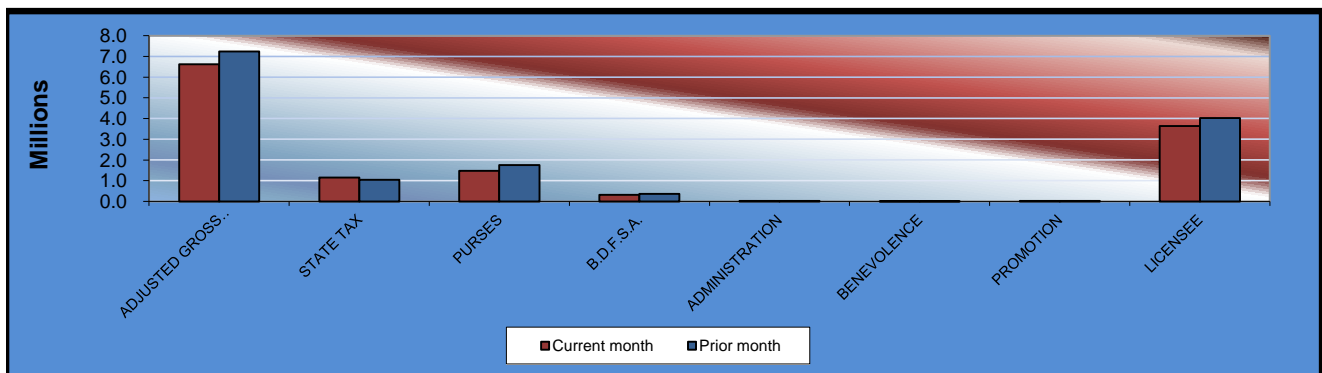
**OKLAHOMA STATE AUDITOR & INSPECTOR
GAMING AT OKLAHOMA HORSE RACING TRACKS
JUNE 2011 (AMENDED)**

<u>Will Rogers Downs</u>	<u>CURRENT MONTH</u>	<u>PRIOR MONTH</u>	<u>% CHANGE</u>	<u>JUNE 2010</u>	<u>% CHANGE</u>
Gaming Days	30	31	-3.23%	30	0.00%
Opening Date	12/09/05				
Adjusted Gross Revenue	\$1,671,652.17	\$1,802,325.00	-7.25%	\$1,439,499.58	16.13%
State Tax					
Higher Education Trust Fund	20,059.83	21,627.90	-7.25%	17,273.99	16.13%
Education Reform	147,105.39	158,604.60	-7.25%	126,675.96	16.13%
Purse Fund					
<u>Purses</u>					
Thoroughbred	185,805.70	196,002.84	-5.20%	156,545.58	18.69%
Quarterhorse	170,108.32	179,443.98	-5.20%	143,320.18	18.69%
Paint & Appaloosa	18,900.92	19,938.21	-5.20%	15,924.46	18.69%
<u>Breeding Development Fund</u>					
<u>Special Account</u>					
Thoroughbred	22,424.83	23,655.52	-5.20%	18,893.43	18.69%
Quarterhorse	17,299.15	18,248.54	-5.20%	14,574.93	18.69%
Paint & Appaloosa	1,922.12	2,027.62	-5.20%	1,619.44	18.69%
<u>Administration</u>					
Thoroughbred	2,135.69	2,252.91	-5.20%	1,799.37	18.69%
Quarterhorse	1,922.12	2,027.62	-5.20%	1,619.44	18.69%
Paint & Appaloosa	213.57	225.29	-5.20%	179.94	18.69%
<u>Benevolence</u>					
Thoroughbred	1,067.85	1,126.45	-5.20%	899.69	18.69%
Quarterhorse	961.07	1,013.81	-5.20%	809.72	18.69%
Paint & Appaloosa	106.79	112.64	-5.19%	89.97	18.70%
<u>Promotions</u>					
Thoroughbred	2,135.69	2,252.91	-5.20%	1,799.37	18.69%
Quarterhorse	1,922.12	2,027.62	-5.20%	1,619.44	18.69%
Paint & Appaloosa	213.57	225.29	-5.20%	179.94	18.69%
Licensee	\$1,077,347.44	\$1,171,511.25	-8.04%	\$935,674.73	15.14%



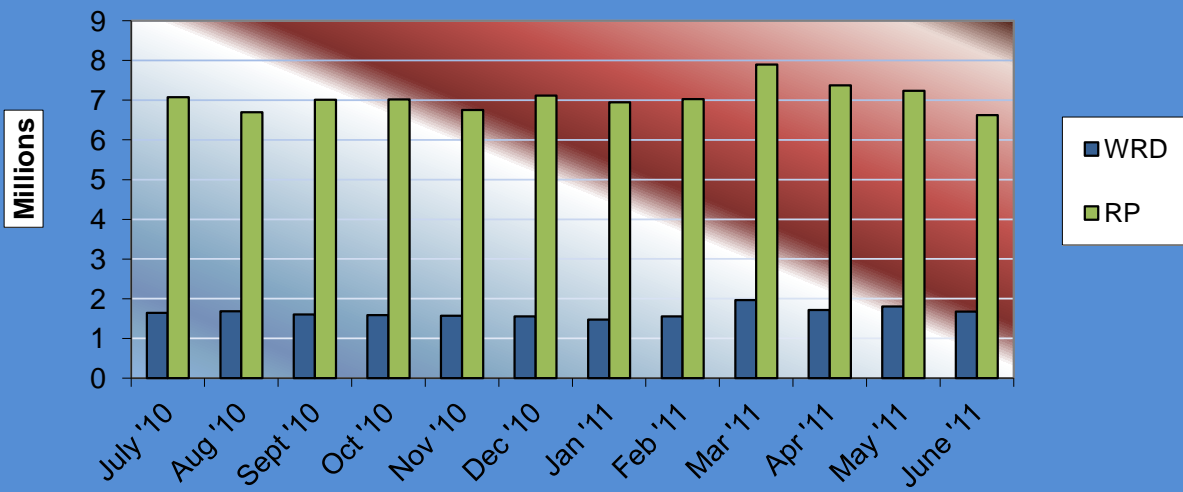
**OKLAHOMA STATE AUDITOR & INSPECTOR
GAMING AT OKLAHOMA HORSE RACING TRACKS
JUNE 2011 (AMENDED)**

<u>Remington Park</u>	<u>CURRENT MONTH</u>	<u>PRIOR MONTH</u>	<u>% CHANGE</u>	<u>JUNE 2010</u>	<u>% CHANGE</u>	<u>Original Report</u> (see note on page 5)
Gaming Days	30	31	-3.23%	31	-3.23%	
Opening Date	11/21/05					
Adjusted Gross Revenue	\$6,624,975.81	\$7,241,249.19	-8.51%	\$6,224,087.71	6.44%	\$6,227,643.81
State Tax						
Higher Education Trust Fund	137,934.55	125,830.12	9.62%	112,033.58	23.12%	125,702.58
Education Reform	1,011,520.01	922,754.20	9.62%	821,579.58	23.12%	921,818.93
Purse Fund						
<u>Purses</u>						
Thoroughbred	755,611.13	896,104.59	-15.68%	798,239.24	-5.34%	723,903.76
Quarterhorse	638,834.86	757,615.70	-15.68%	693,207.77	-7.84%	612,027.72
Paint & Appaloosa	81,056.47	96,127.58	-15.68%	82,624.76	-1.90%	77,655.13
<u>Breeding Development Fund</u>						
<u>Special Account</u>						
Thoroughbred	137,383.84	162,928.11	-15.68%	112,033.58	22.63%	131,618.87
Quarterhorse	164,860.61	195,513.73	-15.68%	126,037.78	30.80%	157,942.64
Paint & Appaloosa	8,243.03	9,775.69	-15.68%	8,402.52	-1.90%	7,897.13
<u>Administration</u>						
Thoroughbred	9,158.92	10,861.87	-15.68%	9,336.13	-1.90%	8,774.59
Quarterhorse	8,243.03	9,775.69	-15.68%	8,402.52	-1.90%	7,897.13
Paint & Appaloosa	915.89	1,086.18	-15.68%	933.61	-1.90%	877.46
<u>Benevolence</u>						
Thoroughbred	4,579.46	5,430.94	-15.68%	4,668.07	-1.90%	4,387.29
Quarterhorse	4,121.52	4,887.84	-15.68%	4,201.26	-1.90%	3,948.57
Paint & Appaloosa	457.95	543.09	-15.68%	466.81	-1.90%	438.73
<u>Promotions</u>						
Thoroughbred	9,158.92	10,861.87	-15.68%	9,336.13	-1.90%	8,774.59
Quarterhorse	8,243.03	9,775.69	-15.68%	8,402.52	-1.90%	7,897.13
Paint & Appaloosa	915.89	1,086.18	-15.68%	933.61	-1.90%	877.46
Licensee	\$3,643,736.70	\$4,020,290.12	-9.37%	\$3,423,248.24	6.44%	\$3,425,204.10



**OKLAHOMA STATE AUDITOR & INSPECTOR
GAMING AT OKLAHOMA HORSE RACING TRACKS
JUNE 2011 (AMENDED)**

**ADJUSTED GROSS REVENUE
PREVIOUS TWELVE MONTHS**





OFFICE OF THE STATE AUDITOR AND INSPECTOR

2300 N. LINCOLN BOULEVARD, ROOM 100

OKLAHOMA CITY, OK 73105-4896

WWW.SAI.OK.GOV